

OUTDOOR LIGHTING 2024

FLOS

Outdoor

ITALIANO / ENGLISH




FLOS

Outdoor



La temperatura colore 2200K è disponibile su richiesta per la maggior parte dei prodotti presenti in questo catalogo. Consultateci per verificare la disponibilità nel caso in cui sia necessaria per il vostro progetto.

The 2200K color temperature is available upon request for most of the products featured in this catalogue. Please consult us for availability in case you need more information for you lighting project.



Inground

Landlord

292



A - Round

478



A - Rise

488



Gobi

512



C - Me


534



Linear

Ingraze

558



Outgraze

620




Tau

670



Cielo

682



Spotlights

Spine

16



Landlord

292



Belvedere

348



Heavy Metal

438



Kirk

754



Spock

762



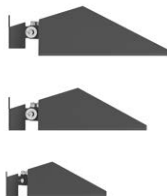
Aimer

774



Franco

808



Perseo

830




Table / Floor

In Vitro Unplugged

186



Mayday Outdoor

198




Captain Flint

240



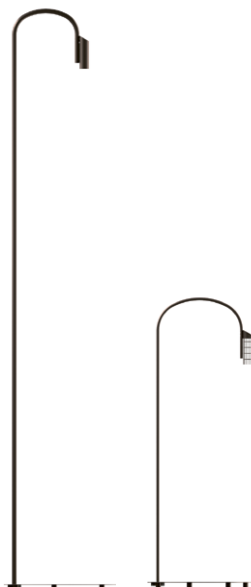
IC Lights

250



Caule

258



K - Tribe

285



Table / Floor

Superarchimoon

285



Bollard

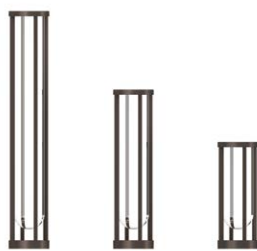
Pointbreak

156



In Vitro

186



Mile

206



Caule

258



Landlord

292



Bellhop


310



Bollard

Casting

322



Casting Concrete

322



Walkstick

334



Klein Pro

360




Zefiro

370



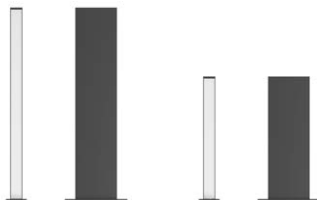
I - Ron

380



Talia

388



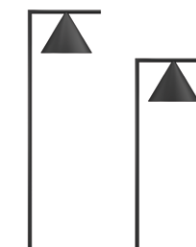
Aimer 2 Pole

774



Captain Flint Bollard

240



Wall

Pointbreak

156



In Vitro

186



Mile

206



Captain Flint

240



IC Lights

250



Flauta

274



Bellhop

310



Belvedere

348



Camouflage

416



Climber

426



Heavy Metal

438



Marco


460



Wall

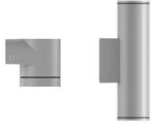
Platter

714



Emma Wall

726



Dooku

854



Graphic Light

Fenestra

470



Ceiling / Suspension

Pointbreak

156



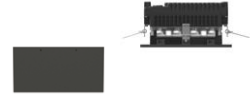
In Vitro

186



Mile

206



IC Lights

250



Romeo

285



Leila

742



Platter

714



Emma Ceiling

726



Path

Mile

206



Wallstick

334



Real Matter

398



My Way

408




Gobi

512



Eclipse

694



Hyperion

704



Pole / Pole Top

Bellhop

310



Franco

808



Perseo

830



Dooku


854



Spine


Designed by Vincent Van Duysen












LIBERTÀ DI MOVIMENTO
Spine significa spina dorsale, emblema che rispecchia perfettamente il giunto del corpo lampada dotato di una scala graduata per regolazione sia sull'asse orizzontale che verticale rispettivamente di 360° e 270°.

FREE TO MOVE
Spine means backbone, an image referenced in the joint of the lighting body, equipped with a graduated scale, which can be adjusted both horizontally and vertically by 360° and 270° respectively.



A PROVA DI FUTURO
Il telaio superiore del prodotto è stato progettato con elementi intercambiabili per personalizzare le prestazioni dell'apparecchio grazie ad accessori ottici dedicati che possono essere combinati per soddisfare qualsiasi esigenza progettuale.

FUTURE PROOF
The top head has been designed with interchangeable frames to customize the fixture's performance thanks to dedicated optic accessories that can be mixed to fulfill the project requirements.



COMFORT VISIVO SENZA PARAGONI
Una rivoluzione nell'illuminazione d'accento per esterni. Il gruppo ottico è stato ottimizzato pensando all'utente finale: la sorgente luminosa resta nascosta alla vista, raggiungendo il massimo comfort visivo in dimensioni compatte senza sacrificare l'efficienza.

UNCOMPARABLE VISUAL COMFORT
A revolution in outdoor accent lighting. The optical group has been designed with the end users in mind, so that the source remains hidden from view, achieving maximum visual comfort without sacrificing efficiency and compact dimensions.



COLLEGAMENTI NASCOSTI ALLA VISTA
L'alimentatore è integrato nel corpo dell'apparecchio in modo da nascondere tutti i collegamenti elettrici all'interno della base.

CONNECTIONS HIDDEN FROM VIEW
The driver is integrated within the fixture's body making all connections hidden in the base.

Spine 0 Pro



Power Led

up to 5W
up to 368 lm - 2700K/CRI 80
up to 377 lm - 3000K/CRI 80
up to 413 lm - 4000K/CRI 80
Net lumen output
[2200K available on request.](#)

Spine 0 Ultra



Power Led

up to 5W
up to 368 lm - 2700K/CRI 80
up to 377 lm - 3000K/CRI 80
up to 413 lm - 4000K/CRI 80
Net lumen output
[2200K available on request.](#)

Spine 1 Absolute



CoB Led

up to 11W
up to 923 lm - 2700K/CRI 80
up to 982 lm - 3000K/CRI 80
up to 1011 lm - 4000K/CRI 80
Net lumen output

Spine 1 Pro



Power Led

up to 3,5W
up to 143 lm - 2700K/CRI 80
up to 149 lm - 3000K/CRI 80
up to 154 lm - 4000K/CRI 80
Net lumen output
[2200K available on request.](#)

Power Led

up to 7,9W
up to 550 lm - 2700K/CRI 80
up to 571 lm - 3000K/CRI 80
up to 591 lm - 4000K/CRI 80
Net lumen output
[2200K available on request.](#)

Power Led HP

HP up to 10,5W
HP up to 680 lm - 2700K/CRI 80
HP up to 706 lm - 3000K/CRI 80
HP up to 730 lm - 4000K/CRI 80
Net lumen output

Spine 1 Ultra



Power Led

up to 3,5W
up to 143 lm - 2700K/CRI 80
up to 149 lm - 3000K/CRI 80
up to 154 lm - 4000K/CRI 80
Net lumen output
[2200K available on request.](#)

Power Led

up to 7,9W
up to 550 lm - 2700K/CRI 80
up to 571 lm - 3000K/CRI 80
up to 591 lm - 4000K/CRI 80
Net lumen output
[2200K available on request.](#)

Power Led HP

HP up to 10,5W
HP up to 680 lm - 2700K/CRI 80
HP up to 706 lm - 3000K/CRI 80
HP up to 730 lm - 4000K/CRI 80
Net lumen output

Spine 2 Absolute



CoB Led

up to 19,5W
up to 1939 lm - 2700K/CRI 80
up to 2085 lm - 3000K/CRI 80
up to 2120 lm - 4000K/CRI 80
Net lumen output

Spine 2 Pro



Power Led

up to 4,1W
up to 230 lm - 2700K/CRI 80
up to 239 lm - 3000K/CRI 80
up to 247 lm - 4000K/CRI 80
Net lumen output
2200K available on request.

Power Led

up to 10,5W
up to 769 lm - 2700K/CRI 80
up to 808 lm - 3000K/CRI 80
up to 846 lm - 4000K/CRI 80
Net lumen output

Power Led HP

HP up to 17W
HP up to 1443 lm - 2700K/CRI 80
HP up to 1497 lm - 3000K/CRI 80
HP up to 1548 lm - 4000K/CRI 80
Net lumen output
2200K available on request.

Spine 2 Ultra



Power Led

up to 4,1W
up to 230 lm - 2700K/CRI 80
up to 239 lm - 3000K/CRI 80
up to 247 lm - 4000K/CRI 80
Net lumen output
2200K available on request.

Power Led

up to 10,5W
up to 769 lm - 2700K/CRI 80
up to 808 lm - 3000K/CRI 80
up to 846 lm - 4000K/CRI 80
Net lumen output

Power Led HP

HP up to 17W
HP up to 1443 lm - 2700K/CRI 80
HP up to 1497 lm - 3000K/CRI 80
HP up to 1548 lm - 4000K/CRI 80
Net lumen output
2200K available on request.


Colori / Colours



01 White



06 Grey



12 Forest Green



18 Deep Brown



30 Black



33 Anthracite

Famiglia di proiettori professionali orientabili per esterno disegnati da Vincent Van Duysen. Il prodotto è caratterizzato da un disegno essenziale ed elegante per poter essere integrato in molteplici contesti, dal residenziale all'hospitality. Equipaggiato con sorgenti luminose a LED di ultima generazione ed arricchito di molteplici soluzioni ottiche ad altissime prestazioni.

La gamma è declinata in tre modelli ABSOLUTE, PRO E ULTRA, disponibili in due diversi tagli dimensionali e di potenza per garantire la massima versatilità e soddisfare differenti richieste progettuali, dalla luce d'accento con fasci ultra narrow fino all'illuminazione di ampie superfici. Spine è predisposto per installazione a soffitto, a parete e a terra con picchetto da ordinare separatamente.

Corpo e dissipatore di calore in alluminio tornito lega EN AW 6060. Disponibile in differenti finiture con rivestimento a doppio strato di polveri e sottoposto a trattamento di conversione chimica superficiale per una elevata resistenza alla corrosione. Diffusore in vetro temperato extrachiario con bordo serigrafato fissato attraverso un sistema di incollaggio robotizzato.

La versione ABSOLUTE è equipaggiata con COB led ad alta efficienza e riflettori in polimero ricoperti in alluminio purissimo per due aperture di fascio.

Le versioni PRO e ULTRA sono equipaggiate con power led SMD di ultima generazione. L'esclusivo gruppo ottico integrato in posizione arretrata garantisce un estremo comfort visivo, grazie all'utilizzo di lenti customizzate, e allo stesso tempo mantiene una elevata performance illuminotecnica. L'estrema flessibilità è assicurata dalla possibilità di inserire nel vano ottico collimatori progettati per variare le aperture del fascio, passando da fasci simmetrici spot, medium e flood, a fasci asimmetrici ed ellittici, così da coprire una vasta richiesta di differenti funzioni illuminotecniche.

Per il controllo totale del fascio luminoso, le versioni ULTRA sono dotate di snoot integrato e possibilità di inserire numerosi accessori quali honeycomb e visor.

La regolazione precisa dell'unità emittente viene garantita dallo snodo su cui è stampata una scala graduata di riferimento, assicurando una orientabilità di 270° sull'asse verticale. La piastra di fissaggio in tecnopolimero ad alta resistenza meccanica a sua volta permette una orientabilità di 360° sull'asse orizzontale per direzionare il fascio in base alle esigenze. Connessione elettrica da effettuarsi all'interno della base tramite connettore a tenuta stagna incluso. Versione con accessorio paletto dotata di spezzone di cavo uscente in neoprene per connessione elettrica remota.

Completano la gamma una serie di accessori per l'installazione su superfici solide e pali.

Family of outdoor, professional and adjustable projectors designed by Vincent Van Duysen. The product is characterized by a minimalist and elegant design suitable for the most varied contexts, from residential to hotel environments.

Equipped with state-of-the-art LED sources, they are completed by several upmarket optical solutions.

The family consists of three models: ABSOLUTE, PRO and ULTRA. Each model is available in two sizes and powers, which guarantee the maximum versatility and respond appropriately to any requirement: from accent lighting with extra-thin light beams to lighting for wider surfaces. Spine is ready for ground, wall or ceiling installation, and a pole can be ordered separately.

Turned aluminum body and heat sink (EN AW 6060 alloy). Available in different finishes with a double layer coating and a chemical conversion surface treatment to guarantee high resistance to corrosion. Extra clear tempered glass diffuser with silkscreen border, fixed through a robotic gluing system. The ABSOLUTE version is equipped with a high-performance LED COB light source and polymer reflectors, covered in pure aluminum for two beam angles.



The PRO and ULTRA versions are equipped with a state-of-the-art LED SMD. The optical unit is integrated in the rear part, which guarantees an absolute visual comfort thanks to the use of customized lenses, as well as high lighting performances. The possibility of inserting collimators in the optical compartment that are designed to modify the beam angle—from punctual, medium and large symmetric beams to asymmetric and elliptical beams—guarantee an extreme flexibility to meet any lighting requirement.








To fully control the light beam, the ULTRA versions are equipped with an integrated supplied snoot and allow the insertion of numerous accessories such as the honeycomb and visor. The exact dimming of the emitting unit is guaranteed by the joint with a graduated reference scale printed on it, which ensures an orientation of 270° on the vertical axis. The high mechanical resistance technopolymer fixing plate allows 360° orientation on the horizontal axis, thus allowing the light beam to be directed according to individual requirements.

The electrical connections are made on the base by means of a watertight connector included. Version including a bollard as an accessory, equipped with a neoprene cable for remote electrical connection.

The family is completed by a series of accessories for solid surface and mast installation.



SPINE ABSOLUTE		
MODEL	SPINE 1 ABSOLUTE	SPINE 2 ABSOLUTE
		
SIZE	ø70	ø90
LIGHT BEAM	Spot	Spot
	Medium Flood	Medium Flood
	Flood	
	Wide Flood	
	Elliptical 1	
	Elliptical 2	
	Wall Washer	
POWER	11W	19,5W
FLUX 4000K	Up to 1011 lm	Up to 2120 lm
CCT	2700K	
	3000K	
	4000K	
	80	
CONTROL	on-off 230V	on-off 230V
	DALI *	DALI 230V
	1-10V *	1-10V 230V
OPTICAL ACC.	<ul style="list-style-type: none"> Honeycomb louvre 	
**MOUNTING OPTIONS	Ground Spike	
	Rod	
	L Bracket	
	Pole	

SPINE PRO								
MODEL	SPINE 0 PRO	SPINE 1 PRO		SPINE 1 PRO HP	SPINE 2 PRO		SPINE 2 PRO HP	
								
SIZE	ø50	ø70		ø70	ø90		ø90	
LIGHT BEAM	Spot	Narrow Spot	Spot	Spot	Narrow Spot	Spot	Spot	
	Medium Flood		Medium Flood	Medium Flood		Medium Flood	Medium Flood	
	Flood		Flood	Flood		Flood	Flood	
	Wide Flood		Wide Flood	Wide Flood		Wide Flood	Wide Flood	
	Elliptical 1		Elliptical 1	Elliptical 1		Elliptical 1	Elliptical 1	
	Elliptical 2		Elliptical 2	Elliptical 2		Elliptical 2	Elliptical 2	
	Wall Washer		Wall Washer	Wall Washer		Wall Washer	Wall Washer	
POWER	5W	3,5W	7,9W	10,5W	4,1W	10,5W	17W	
FLUX 4000K	Up to 413 lm	Up to 154 lm	Up to 591 lm	Up to 730 lm	Up to 247 lm	Up to 846 lm	Up to 1548 lm	
CCT	2200K *							
	2700K		2700K				2700K	
	3000K		3000K				3000K	
	4000K		4000K				4000K	
CRI	80							
CONTROL	on-off 230V	on-off 230V			on-off 230V	on-off 230V		
	DALI *	DALI *			DALI 230V	DALI 230V		
	1-10V *	1-10V *			1-10V 230V	1-10V 230V		
OPTICAL ACC.	<ul style="list-style-type: none"> Honeycomb louvre Converter lens (medium flood/flood/wide flood/elliptical 1/ elliptical 2/wall washer) 	<ul style="list-style-type: none"> Honeycomb louvre 	<ul style="list-style-type: none"> Honeycomb louvre Converter lens (medium flood/flood/wide flood/elliptical 1/ elliptical 2/wall washer) 					
**MOUNTING OPTIONS	Ground Spike		Ground Spike			Ground Spike		
	Rod		Rod			Rod		
	L Bracket		L Bracket			L Bracket		
	Pole		Pole			Pole		

SPINE ULTRA								
MODEL	SPINE 0 ULTRA	SPINE 1 ULTRA		SPINE 1 ULTRA HP	SPINE 2 ULTRA		SPINE 2 ULTRA HP	
								
SIZE	ø50	ø70		ø70	ø90		ø90	
LIGHT BEAM	Spot	Narrow Spot	Spot	Spot	Narrow Spot	Spot	Spot	
	Medium Flood		Medium Flood	Medium Flood		Medium Flood	Medium Flood	
	Flood		Flood	Flood		Flood	Flood	
	Wide Flood		Wide Flood	Wide Flood		Wide Flood	Wide Flood	
	Elliptical 1		Elliptical 1	Elliptical 1		Elliptical 1	Elliptical 1	
	Elliptical 2		Elliptical 2	Elliptical 2		Elliptical 2	Elliptical 2	
	Wall Washer		Wall Washer	Wall Washer		Wall Washer	Wall Washer	
POWER	5W	3,5W	7,9W	10,5W	4,1W	10,5W	17W	
FLUX 4000K	Up to 413 lm	Up to 154 lm	Up to 591 lm	Up to 730 lm	Up to 247 lm	Up to 846 lm	Up to 1548 lm	
CCT	2200K *							
	2700K		2700K				2700K	
	3000K		3000K				3000K	
	4000K		4000K				4000K	
CRI	80							
CONTROL	on-off 230V	on-off 230V			on-off 230V			
	DALI *	DALI *			DALI 230V			
	1-10V *	1-10V *			1-10V 230V			
OPTICAL ACC.	<ul style="list-style-type: none"> Honeycomb louvre Converter lens (medium flood/flood/wide flood/elliptical 1/ elliptical 2/wall washer) Visor 							
**MOUNTING OPTIONS	Ground Spike		Ground Spike					
	Rod		Rod					
	L Bracket		L Bracket					
	Pole		Pole					

* A richiesta / On demand
** Vedi pagina successiva / See next page

MOUNTING OPTIONS

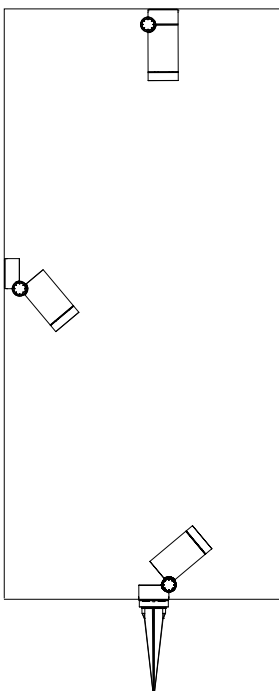
Spine

Ø70 / Ø90

Absolute / Pro / Ultra

Ø50

Pro / Ultra



Spine F

Ø70 / Ø90

Absolute / Pro / Ultra

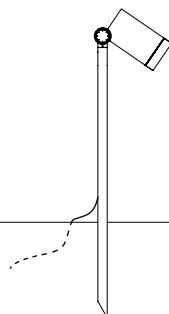
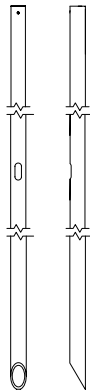
Ø50

Pro / Ultra



Cavo uscente in neoprene da 5m (10m a richiesta) per connessione elettrica remota.

5m neoprene output cable (10m on request) for remote electrical connection.



Spine L

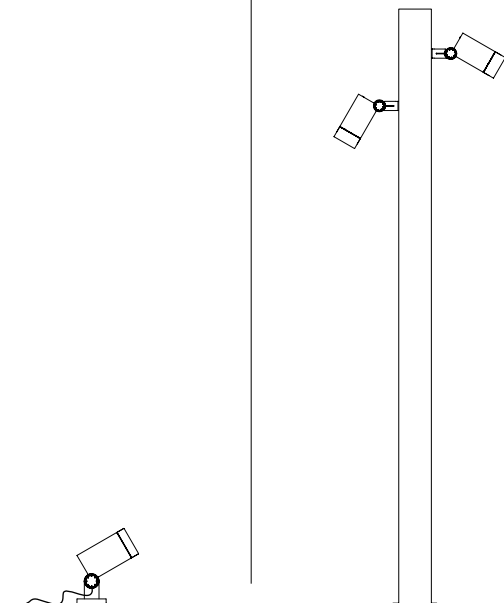
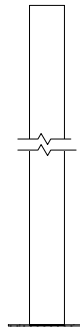
Ø70 / Ø90

Absolute / Pro / Ultra



Cavo uscente in neoprene da 5m (10m a richiesta) per connessione elettrica remota.

5m neoprene output cable (10m on request) for remote electrical connection.



Spine T

Ø70 / Ø90

Absolute / Pro / Ultra

Ø50

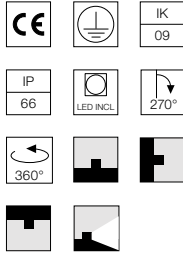
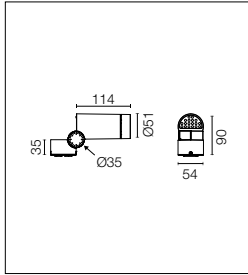
Pro / Ultra



Cavo uscente in neoprene da 5m (10m a richiesta) per connessione elettrica remota.

5m neoprene output cable (10m on request) for remote electrical connection.





Sorgente Power LED inclusa. Equipaggiato con snoot integrato per un maggiore comfort visivo; accessorio visor a taglio asimmetrico disponibile. Accessori collimatori disponibili per variare le aperture del fascio luminoso. Alimentazione elettrica 220-240V ON/OFF integrata. Base di fissaggio inclusa. Dotata di spezzone di cavo uscente in neoprene da 5m; Accessori per connessione IP da ordinare separatamente; per garantire la tenuta è consigliabile utilizzare cavi flessibili idonei all'impiego in ambienti esterni. Accessorio picchetto per installazione a terra da ordinare separatamente.

Power LED source included. Equipped with an integrated snoot for higher visual comfort. Collimators are available as an accessory to modify the beam opening. Integrated electric power supply 220-240V ON/OFF. Fixing plate included. The electrical connection is made on the inside of the plate by means of a watertight connector included. To guarantee its water tightness, it is recommended to use flexible cables designed for outdoor use. Ground spike for ground installations to be ordered separately.

2200K disponibile su richiesta.

2200K available on request.

Versione dimmerabile DALI disponibile su richiesta.

DALI dimmable version available on request.

Optic Spot 14°

Power Led: 5W - 481 lm ≠ FIXT 368 lm - 2700K/CRI 80 - 220-240V / 5W - 493 lm ≠ FIXT 377 lm - 3000K/CRI 80 - 220-240V / 5W - 540 lm ≠ FIXT 413 lm - 4000K/CRI 80 - 220-240V

2700K

Non Dimmable

- F027D2BA001
- F027D2BA006
- F027D2BA012
- F027D2BA018
- F027D2BA030
- F027D2BA033

3000K

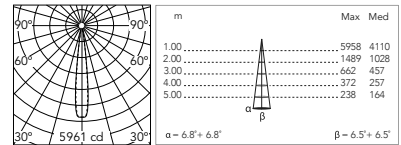
Non Dimmable

- F027D3BA001
- F027D3BA006
- F027D3BA012
- F027D3BA018
- F027D3BA030
- F027D3BA033

4000K

Non Dimmable

- F027D4BA001
- F027D4BA006
- F027D4BA012
- F027D4BA018
- F027D4BA030
- F027D4BA033



@ 3000K

Optic Medium Flood 26°

Power Led: 5W - 481 lm ≠ FIXT 337 lm - 2700K/CRI 80 - 220-240V / 5W - 493 lm ≠ FIXT 346 lm - 3000K/CRI 80 - 220-240V / 5W - 540 lm ≠ FIXT 378 lm - 4000K/CRI 80 - 220-240V

2700K

Non Dimmable

- F027D2CA001
- F027D2CA006
- F027D2CA012
- F027D2CA018
- F027D2CA030
- F027D2CA033

3000K

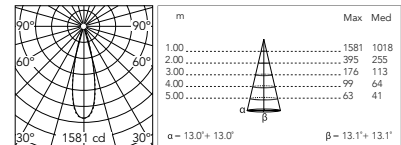
Non Dimmable

- F027D3CA001
- F027D3CA006
- F027D3CA012
- F027D3CA018
- F027D3CA030
- F027D3CA033

4000K

Non Dimmable

- F027D4CA001
- F027D4CA006
- F027D4CA012
- F027D4CA018
- F027D4CA030
- F027D4CA033



@ 3000K

Optic Flood 36°

Power Led: 5W - 481 lm ≠ FIXT 332 lm - 2700K/CRI 80 - 220-240V / 5W - 493 lm ≠ FIXT 340 lm - 3000K/CRI 80 - 220-240V / 5W - 540 lm ≠ FIXT 373 lm - 4000K/CRI 80 - 220-240V

2700K

Non Dimmable

- F027D2DA001
- F027D2DA006
- F027D2DA012
- F027D2DA018
- F027D2DA030
- F027D2DA033

3000K

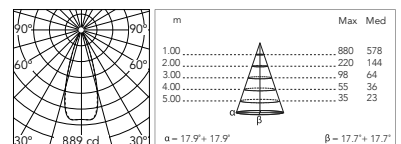
Non Dimmable

- F027D3DA001
- F027D3DA006
- F027D3DA012
- F027D3DA018
- F027D3DA030
- F027D3DA033

4000K

Non Dimmable

- F027D4DA001
- F027D4DA006
- F027D4DA012
- F027D4DA018
- F027D4DA030
- F027D4DA033



@ 3000K

Optic Wide Flood 50°

Power Led: 5W - 481 lm ≠ FIXT 324 lm - 2700K/CRI 80 - 220-240V / 5W - 493 lm ≠ FIXT 332 lm - 3000K/CRI 80 - 220-240V / 5W - 540 lm ≠ FIXT 363 lm - 4000K/CRI 80 - 220-240V

2700K

Non Dimmable

- F027D2EA001
- F027D2EA006
- F027D2EA012
- F027D2EA018
- F027D2EA030
- F027D2EA033

3000K

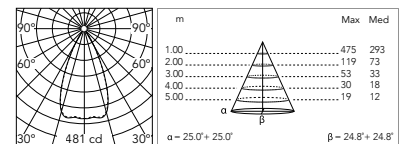
Non Dimmable

- F027D3EA001
- F027D3EA006
- F027D3EA012
- F027D3EA018
- F027D3EA030
- F027D3EA033

4000K

Non Dimmable

- F027D4EA001
- F027D4EA006
- F027D4EA012
- F027D4EA018
- F027D4EA030
- F027D4EA033



@ 3000K

Spine 0 Pro

Optic Elliptical 1 12° x 50°

Power Led: 5W - 481 lm ≠ FIXT 342 lm - 2700K/CRI 80 - 220-240V / 5W - 493 lm ≠ FIXT 350 lm - 3000K/CRI 80 - 220-240V / 5W - 540 lm ≠ FIXT 383 lm - 4000K/CRI 80 - 220-240V

2700K

Non Dimmable

- F027D2FA001
- F027D2FA006
- F027D2FA012
- F027D2FA018
- F027D2FA030
- F027D2FA033

3000K

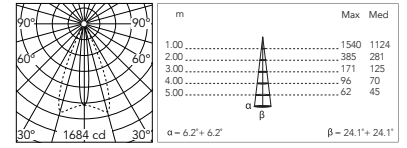
Non Dimmable

- F027D3FA001
- F027D3FA006
- F027D3FA012
- F027D3FA018
- F027D3FA030
- F027D3FA033

4000K

Non Dimmable

- F027D4FA001
- F027D4FA006
- F027D4FA012
- F027D4FA018
- F027D4FA030
- F027D4FA033



@ 3000K

Optic Elliptical 2 26° x 51°

Power Led: 5W - 481 lm ≠ FIXT 334 lm - 2700K/CRI 80 - 220-240V / 5W - 493 lm ≠ FIXT 342 lm - 3000K/CRI 80 - 220-240V / 5W - 540 lm ≠ FIXT 375 lm - 4000K/CRI 80 - 220-240V

2700K

Non Dimmable

- F027D2GA001
- F027D2GA006
- F027D2GA012
- F027D2GA018
- F027D2GA030
- F027D2GA033

3000K

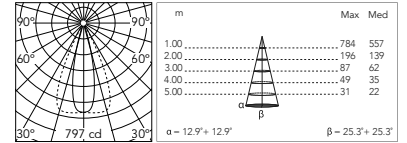
Non Dimmable

- F027D3GA001
- F027D3GA006
- F027D3GA012
- F027D3GA018
- F027D3GA030
- F027D3GA033

4000K

Non Dimmable

- F027D4GA001
- F027D4GA006
- F027D4GA012
- F027D4GA018
- F027D4GA030
- F027D4GA033



@ 3000K

Optic Wall Washer

Power Led: 5W - 481 lm ≠ FIXT 321 lm - 2700K/CRI 80 - 220-240V / 5W - 493 lm ≠ FIXT 329 lm - 3000K/CRI 80 - 220-240V / 5W - 540 lm ≠ FIXT 360 lm - 4000K/CRI 80 - 220-240V

2700K

Non Dimmable

- F027D2HA001
- F027D2HA006
- F027D2HA012
- F027D2HA018
- F027D2HA030
- F027D2HA033

3000K

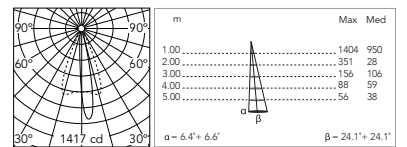
Non Dimmable

- F027D3HA001
- F027D3HA006
- F027D3HA012
- F027D3HA018
- F027D3HA030
- F027D3HA033

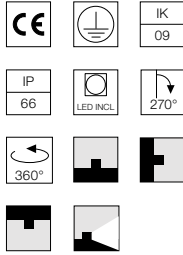
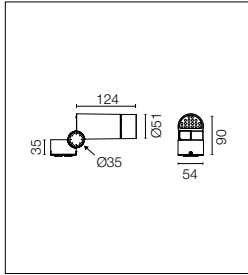
4000K

Non Dimmable

- F027D4HA001
- F027D4HA006
- F027D4HA012
- F027D4HA018
- F027D4HA030
- F027D4HA033



@ 3000K



Sorgente Power LED inclusa. Equipaggiato con snoot integrato per un maggiore comfort visivo; accessorio visor a taglio asimmetrico disponibile. Accessori collimatori disponibili per variare le aperture del fascio luminoso. Alimentazione elettrica 220-240V ON/OFF integrata. Base di fissaggio inclusa. Dotata di spezzone di cavo uscente in neoprene da 5m; Accessori per connessione IP da ordinare separatamente; per garantire la tenuta è consigliabile utilizzare cavi flessibili idonei all'impiego in ambienti esterni. Accessorio picchetto per installazione a terra da ordinare separatamente.

Power LED source included. Equipped with an integrated snoot for higher visual comfort. Collimators are available as an accessory to modify the beam opening. Integrated electric power supply 220-240V ON/OFF. Fixing plate included. The electrical connection is made on the inside of the plate by means of a watertight connector included. To guarantee its water tightness, it is recommended to use flexible cables designed for outdoor use. Ground spike for ground installations to be ordered separately.

2200K disponibile su richiesta.

2200K available on request.

Versione dimmerabile DALI disponibile su richiesta.

DALI dimmable version available on request.

Optic Spot 14°

Power Led: 5W - 481 lm ≠ FIXT 368 lm - 2700K/CRI 80 - 220-240V / 5W - 493 lm ≠ FIXT 377 lm - 3000K/CRI 80 - 220-240V / 5W - 540 lm ≠ FIXT 413 lm - 4000K/CRI 80 - 220-240V

2700K

Non Dimmable

- F027B2BA001
- F027B2BA006
- F027B2BA012
- F027B2BA018
- F027B2BA030
- F027B2BA033

3000K

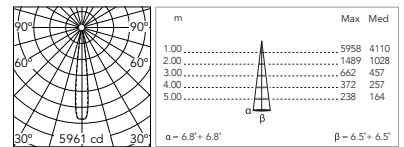
Non Dimmable

- F027B3BA001
- F027B3BA006
- F027B3BA012
- F027B3BA018
- F027B3BA030
- F027B3BA033

4000K

Non Dimmable

- F027B4BA001
- F027B4BA006
- F027B4BA012
- F027B4BA018
- F027B4BA030
- F027B4BA033



@ 3000K

Optic Medium Flood 26°

Power Led: 5W - 481 lm ≠ FIXT 337 lm - 2700K/CRI 80 - 220-240V / 5W - 493 lm ≠ FIXT 346 lm - 3000K/CRI 80 - 220-240V / 5W - 540 lm ≠ FIXT 378 lm - 4000K/CRI 80 - 220-240V

2700K

Non Dimmable

- F027B2CA001
- F027B2CA006
- F027B2CA012
- F027B2CA018
- F027B2CA030
- F027B2CA033

3000K

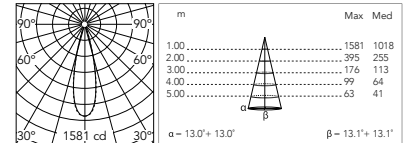
Non Dimmable

- F027B3CA001
- F027B3CA006
- F027B3CA012
- F027B3CA018
- F027B3CA030
- F027B3CA033

4000K

Non Dimmable

- F027B4CA001
- F027B4CA006
- F027B4CA012
- F027B4CA018
- F027B4CA030
- F027B4CA033



@ 3000K

Optic Flood 36°

Power Led: 5W - 481 lm ≠ FIXT 332 lm - 2700K/CRI 80 - 220-240V / 5W - 493 lm ≠ FIXT 340 lm - 3000K/CRI 80 - 220-240V / 5W - 540 lm ≠ FIXT 373 lm - 4000K/CRI 80 - 220-240V

2700K

Non Dimmable

- F027B2DA001
- F027B2DA006
- F027B2DA012
- F027B2DA018
- F027B2DA030
- F027B2DA033

3000K

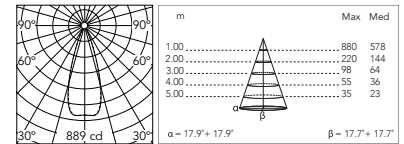
Non Dimmable

- F027B3DA001
- F027B3DA006
- F027B3DA012
- F027B3DA018
- F027B3DA030
- F027B3DA033

4000K

Non Dimmable

- F027B4DA001
- F027B4DA006
- F027B4DA012
- F027B4DA018
- F027B4DA030
- F027B4DA033



@ 3000K

Optic Wide Flood 50°

Power Led: 5W - 481 lm ≠ FIXT 324 lm - 2700K/CRI 80 - 220-240V / 5W - 493 lm ≠ FIXT 332 lm - 3000K/CRI 80 - 220-240V / 5W - 540 lm ≠ FIXT 363 lm - 4000K/CRI 80 - 220-240V

2700K

Non Dimmable

- F027B2EA001
- F027B2EA006
- F027B2EA012
- F027B2EA018
- F027B2EA030
- F027B2EA033

3000K

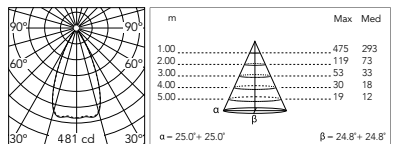
Non Dimmable

- F027B3EA001
- F027B3EA006
- F027B3EA012
- F027B3EA018
- F027B3EA030
- F027B3EA033

4000K

Non Dimmable

- F027B4EA001
- F027B4EA006
- F027B4EA012
- F027B4EA018
- F027B4EA030
- F027B4EA033



@ 3000K

Spine 0 Ultra

Optic Elliptical 1 12° x 50°

Power Led: 5W - 481 lm ≠ FIXT 342 lm - 2700K/CRI 80 - 220-240V / 5W - 493 lm ≠ FIXT 350 lm - 3000K/CRI 80 - 220-240V / 5W - 540 lm ≠ FIXT 383 lm - 4000K/CRI 80 - 220-240V

2700K

Non Dimmable

- F027B2FA001
- F027B2FA006
- F027B2FA012
- F027B2FA018
- F027B2FA030
- F027B2FA033

3000K

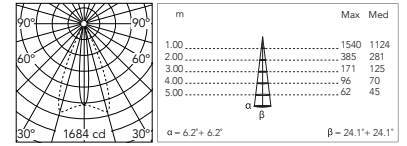
Non Dimmable

- F027B3FA001
- F027B3FA006
- F027B3FA012
- F027B3FA018
- F027B3FA030
- F027B3FA033

4000K

Non Dimmable

- F027B4FA001
- F027B4FA006
- F027B4FA012
- F027B4FA018
- F027B4FA030
- F027B4FA033



@ 3000K

Optic Elliptical 2 26° x 51°

Power Led: 5W - 481 lm ≠ FIXT 334 lm - 2700K/CRI 80 - 220-240V / 5W - 493 lm ≠ FIXT 342 lm - 3000K/CRI 80 - 220-240V / 5W - 540 lm ≠ FIXT 375 lm - 4000K/CRI 80 - 220-240V

2700K

Non Dimmable

- F027B2GA001
- F027B2GA006
- F027B2GA012
- F027B2GA018
- F027B2GA030
- F027B2GA033

3000K

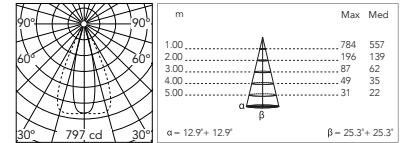
Non Dimmable

- F027B3GA001
- F027B3GA006
- F027B3GA012
- F027B3GA018
- F027B3GA030
- F027B3GA033

4000K

Non Dimmable

- F027B4GA001
- F027B4GA006
- F027B4GA012
- F027B4GA018
- F027B4GA030
- F027B4GA033



@ 3000K

Optic Wall Washer

Power Led: 5W - 481 lm ≠ FIXT 321 lm - 2700K/CRI 80 - 220-240V / 5W - 493 lm ≠ FIXT 329 lm - 3000K/CRI 80 - 220-240V / 5W - 540 lm ≠ FIXT 360 lm - 4000K/CRI 80 - 220-240V

2700K

Non Dimmable

- F027B2HA001
- F027B2HA006
- F027B2HA012
- F027B2HA018
- F027B2HA030
- F027B2HA033

3000K

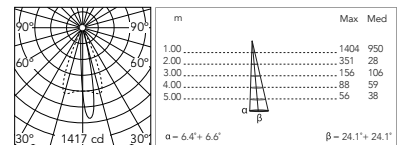
Non Dimmable

- F027B3HA001
- F027B3HA006
- F027B3HA012
- F027B3HA018
- F027B3HA030
- F027B3HA033

4000K

Non Dimmable

- F027B4HA001
- F027B4HA006
- F027B4HA012
- F027B4HA018
- F027B4HA030
- F027B4HA033




@ 3000K

Spine 0 Pro: Accessori / Accessories

Picchetto per installazione
nel terreno.

Ground spike.

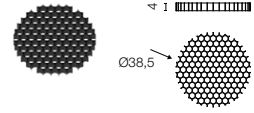
F026Z010000



Honeycomb

Honeycomb Louvre

F027Z060000



Lenti converter / Converter lenses:

- Converter Spine 1 Optic Medium Flood
- Converter Spine 1 Optic Flood
- Converter Spine 1 Optic Wide Flood
- Converter Spine 1 Optic Elliptic 1
- Converter Spine 1 Optic Elliptic 2
- Converter Spine 1 Optic Wall Washer

F029Z010000

F029Z011000

F029Z012000


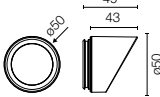



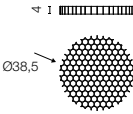


F029Z013000

F029Z014000

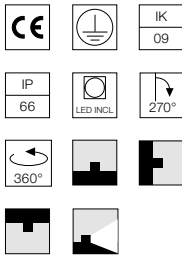
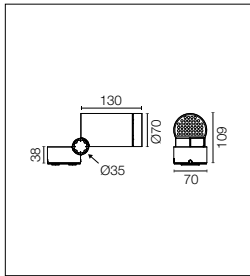
F029Z015000



Spine 0 Ultra: Accessori / Accessories

Visor	Visor	<ul style="list-style-type: none"> ○ F027Z050001 ● F027Z050006 ● F027Z050012 ● F027Z050018 ● F027Z050030 ● F027Z050033 	 
Picchetto per installazione nel terreno.	Ground spike.	F026Z010000	 
Honeycomb	Honeycomb Louvre	F027Z060000	 
Lenti converter / Converter lenses:			
- Converter Spine 1 Optic Medium Flood		F029Z010000	 
- Converter Spine 1 Optic Flood		F029Z011000	
- Converter Spine 1 Optic Wide Flood		F029Z012000	
- Converter Spine 1 Optic Elliptic 1		F029Z013000	
- Converter Spine 1 Optic Elliptic 2		F029Z014000	
- Converter Spine 1 Optic Wall Washer		F029Z015000	

Spine 1 Absolute



Sorgente COB LED inclusa. Alimentazione elettrica 220-240V ON/OFF integrata. Base di fissaggio inclusa. Connessione elettrica da effettuarsi all'interno della base tramite connettore a tenuta stagna incluso; per garantire la tenuta è consigliabile utilizzare cavi flessibili idonei all'impiego in ambienti esterni. Accessorio picchetto per installazione a terra da ordinare separatamente. Versione dimmerabile 1-10V o DALI con alimentatore remoto 24Vdc a richiesta.

LED COB light source included. Integrated electric power supply 220-240V ON/OFF. Fixing plate included. The electrical connection is made on the inside of the plate by means of a watertight connector included. To guarantee its water tightness, it is recommended to use flexible cables designed for outdoor use. Ground spike for ground installations to be ordered separately. Upon request: 1-10V or DALI dimmable version with 24Vdc remote power supply.

Optic Spot 15°

CoB Led: 11W - 1247 lm ≠ FIXT 923 lm - 2700K/CRI 80 - 220-240V / 11W - 1325 lm ≠ FIXT 982 lm - 3000K/CRI 80 - 220-240V / 11W - 1364 lm ≠ FIXT 1011 lm - 4000K/CRI 80 - 220-240V

2700K

Non Dimmable

- F025A2BA001
- F025A2BA006
- F025A2BA012
- F025A2BA018
- F025A2BA030
- F025A2BA033

3000K

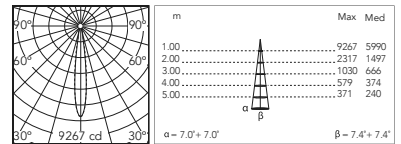
Non Dimmable

- F025A3BA001
- F025A3BA006
- F025A3BA012
- F025A3BA018
- F025A3BA030
- F025A3BA033

4000K

Non Dimmable

- F025A4BA001
- F025A4BA006
- F025A4BA012
- F025A4BA018
- F025A4BA030
- F025A4BA033



@ 3000K

Optic Medium Flood 33°

CoB Led: 11W - 1247 lm ≠ FIXT 906 lm - 2700K/CRI 80 - 220-240V / 11W - 1325 lm ≠ FIXT 964 lm - 3000K/CRI 80 - 220-240V / 11W - 1364 lm ≠ FIXT 993 lm - 4000K/CRI 80 - 220-240V

2700K

Non Dimmable

- F025A2CA001
- F025A2CA006
- F025A2CA012
- F025A2CA018
- F025A2CA030
- F025A2CA033

3000K

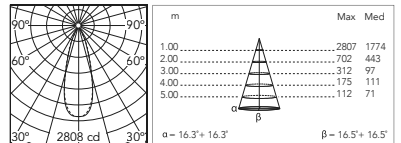
Non Dimmable

- F025A3CA001
- F025A3CA006
- F025A3CA012
- F025A3CA018
- F025A3CA030
- F025A3CA033

4000K

Non Dimmable

- F025A4CA001
- F025A4CA006
- F025A4CA012
- F025A4CA018
- F025A4CA030
- F025A4CA033



@ 3000K

Spine 1 Absolute: Accessori / Accessories

Picchetto per installazione nel terreno.

Ground spike.

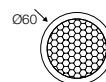
F026Z010000



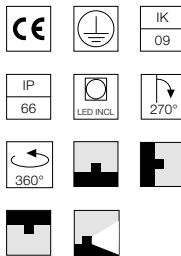
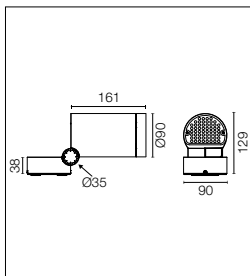
Honeycomb

Honeycomb Louvre

F025Z060000



Spine



Sorgente COB LED inclusa. Alimentazione elettrica 220-240V ON/ OFF e dimmerabile 1-10V o DALI integrata. Base di fissaggio inclusa. Connessione elettrica da effettuarsi all'interno della base tramite connettore a tenuta stagna incluso; per garantire la tenuta è consigliabile utilizzare cavi flessibili idonei all'impiego in ambienti esterni. Accessorio picchetto per installazione a terra da ordinare separatamente.

LED COB light source included. Integrated electric power supply 220-240V ON/OFF and adjustable 1-10V or DALI. Fixing plate included. The electrical connection is made on the inside of the plate by means of a watertight connector included. To guarantee its water tightness, it is recommended to use flexible cables designed for outdoor use. Ground spike for ground installations to be ordered separately.

Optic Spot 22°

CoB Led: 19,5W - 2197 lm ≠ FIXT 1939 lm - 2700K/CRI 80 - 220-240V / 19,5W - 2367 lm ≠ FIXT 2085 lm - 3000K/CRI 80 - 220-240V / 19,5W - 2497 lm ≠ FIXT 2120 lm - 4000K/CRI 80 - 220-240V

2700K

Non Dimmable

- F026A2BA001.A
- F026A2BA006.A
- F026A2BA012.A
- F026A2BA018.A
- F026A2BA030.A
- F026A2BA033.A
- 1-10V
- F026A2BB001.A
- F026A2BB006.A
- F026A2BB012.A
- F026A2BB018.A
- F026A2BB030.A
- F026A2BB033.A
- Dali
- F026A2BD001.A
- F026A2BD006.A
- F026A2BD012.A
- F026A2BD018.A
- F026A2BD030.A
- F026A2BD033.A

3000K

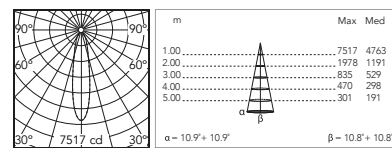
Non Dimmable

- F026A3BA001.A
- F026A3BA006.A
- F026A3BA012.A
- F026A3BA018.A
- F026A3BA030.A
- F026A3BA033.A
- 1-10V
- F026A3BB001.A
- F026A3BB006.A
- F026A3BB012.A
- F026A3BB018.A
- F026A3BB030.A
- F026A3BB033.A
- Dali
- F026A3BD001.A
- F026A3BD006.A
- F026A3BD012.A
- F026A3BD018.A
- F026A3BD030.A
- F026A3BD033.A

4000K

Non Dimmable

- F026A4BA001.A
- F026A4BA006.A
- F026A4BA012.A
- F026A4BA018.A
- F026A4BA030.A
- F026A4BA033.A
- 1-10V
- F026A4BB001.A
- F026A4BB006.A
- F026A4BB012.A
- F026A4BB018.A
- F026A4BB030.A
- F026A4BB033.A
- Dali
- F026A4BD001.A
- F026A4BD006.A
- F026A4BD012.A
- F026A4BD018.A
- F026A4BD030.A
- F026A4BD033.A



Optic Medium Flood 43°

CoB Led: 19,5W - 2197 lm ≠ FIXT 2026 lm - 2700K/CRI 80 - 220-240V / 19,5W - 2367 lm ≠ FIXT 2178 lm - 3000K/CRI 80 - 220-240V / 19,5W - 2497 lm ≠ FIXT 2298 lm - 4000K/CRI 80 - 220-240V

2700K

Non Dimmable

- F026A2CA001.A
- F026A2CA006.A
- F026A2CA012.A
- F026A2CA018.A
- F026A2CA030.A
- F026A2CA033.A
- 1-10V
- F026A2CB001.A
- F026A2CB006.A
- F026A2CB012.A
- F026A2CB018.A
- F026A2CB030.A
- F026A2CB033.A
- Dali
- F026A2CD001.A
- F026A2CD006.A
- F026A2CD012.A
- F026A2CD018.A
- F026A2CD030.A
- F026A2CD033.A

3000K

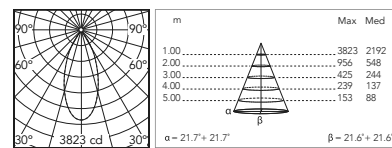
Non Dimmable

- F026A3CA001.A
- F026A3CA006.A
- F026A3CA012.A
- F026A3CA018.A
- F026A3CA030.A
- F026A3CA033.A
- 1-10V
- F026A3CB001.A
- F026A3CB006.A
- F026A3CB012.A
- F026A3CB018.A
- F026A3CB030.A
- F026A3CB033.A
- Dali
- F026A3CD001.A
- F026A3CD006.A
- F026A3CD012.A
- F026A3CD018.A
- F026A3CD030.A
- F026A3CD033.A

4000K

Non Dimmable

- F026A4CA001.A
- F026A4CA006.A
- F026A4CA012.A
- F026A4CA018.A
- F026A4CA030.A
- F026A4CA033.A
- 1-10V
- F026A4CB001.A
- F026A4CB006.A
- F026A4CB012.A
- F026A4CB018.A
- F026A4CB030.A
- F026A4CB033.A
- Dali
- F026A4CD001.A
- F026A4CD006.A
- F026A4CD012.A
- F026A4CD018.A
- F026A4CD030.A
- F026A4CD033.A



Spine 2 Absolute: Accessori / Accessories

Picchetto per installazione nel terreno.

Ground spike.

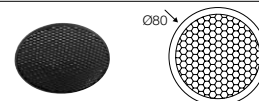
F026Z010000

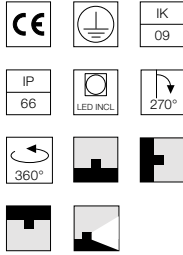
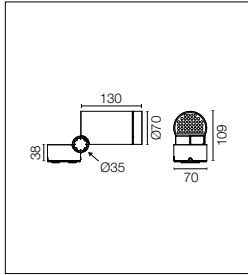


Honeycomb

Honeycomb Louvre

F026Z060000





Sorgente Power LED inclusa. Equipaggiato con snoot integrato per un maggiore comfort visivo. Accessori collimatori disponibili per variare le aperture del fascio luminoso. Alimentazione elettrica 220-240V ON/OFF integrata. Base di fissaggio inclusa. Connessione elettrica da effettuarsi all'interno della base tramite connettore a tenuta stagna incluso; per garantire la tenuta è consigliabile utilizzare cavi flessibili idonei all'impiego in ambienti esterni. Accessorio picchetto per installazione a terra da ordinare separatamente. Versione dimmerabile 1-10V o DALI con alimentatore remoto 24Vdc a richiesta.

Power LED source included. Equipped with an integrated snoot for higher visual comfort. Collimators are available as an accessory to modify the beam opening. Integrated electric power supply 220-240V ON/OFF. Fixing plate included. The electrical connection is made on the inside of the plate by means of a watertight connector included. To guarantee its water tightness, it is recommended to use flexible cables designed for outdoor use. Ground spike for ground installations to be ordered separately. Upon request: 1-10V or DALI dimmable version with 24Vdc remote power supply.

2200K disponibile su richiesta.

2200K available on request.

Optic Narrow Spot 7°

Power Led: 3,5W - 168 lm ≠ FIXT 143 lm - 2700K/CRI 80 - 220-240V / 3,5W - 174 lm ≠ FIXT 149 lm - 3000K/CRI 80 - 220-240V / 3,5W - 180 lm ≠ FIXT 154 lm - 4000K/CRI 80 - 220-240V

2700K

Non Dimmable

- F025D2AA001
- F025D2AA006
- F025D2AA012
- F025D2AA018
- F025D2AA030
- F025D2AA033

3000K

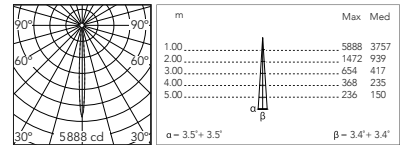
Non Dimmable

- F025D3AA001
- F025D3AA006
- F025D3AA012
- F025D3AA018
- F025D3AA030
- F025D3AA033

4000K

Non Dimmable

- F025D4AA001
- F025D4AA006
- F025D4AA012
- F025D4AA018
- F025D4AA030
- F025D4AA033



@ 3000K

Optic Spot 14°

Power Led: 7,9W - 671 lm ≠ FIXT 550 lm - 2700K/CRI 80 - 220-240V / 7,9W - 696 lm ≠ FIXT 571 lm - 3000K/CRI 80 - 220-240V / 7,9W - 720 lm ≠ FIXT 591 lm - 4000K/CRI 80 - 220-240V

2700K

Non Dimmable

- F025D2BA001
- F025D2BA006
- F025D2BA012
- F025D2BA018
- F025D2BA030
- F025D2BA033

3000K

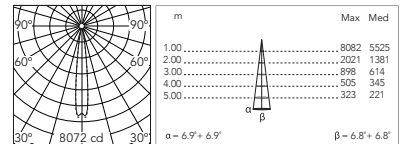
Non Dimmable

- F025D3BA001
- F025D3BA006
- F025D3BA012
- F025D3BA018
- F025D3BA030
- F025D3BA033

4000K

Non Dimmable

- F025D4BA001
- F025D4BA006
- F025D4BA012
- F025D4BA018
- F025D4BA030
- F025D4BA033



@ 3000K

Optic Medium Flood 24,5°

Power Led: 7,9W - 671 lm ≠ FIXT 499 lm - 2700K/CRI 80 - 220-240V / 7,9W - 696 lm ≠ FIXT 518 lm - 3000K/CRI 80 - 220-240V / 7,9W - 720 lm ≠ FIXT 536 lm - 4000K/CRI 80 - 220-240V

2700K

Non Dimmable

- F025D2CA001
- F025D2CA006
- F025D2CA012
- F025D2CA018
- F025D2CA030
- F025D2CA033

3000K

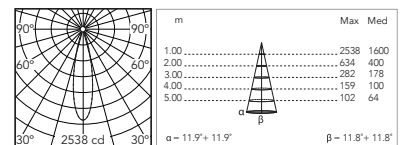
Non Dimmable

- F025D3CA001
- F025D3CA006
- F025D3CA012
- F025D3CA018
- F025D3CA030
- F025D3CA033

4000K

Non Dimmable

- F025D4CA001
- F025D4CA006
- F025D4CA012
- F025D4CA018
- F025D4CA030
- F025D4CA033



@ 3000K

Optic Flood 32°

Power Led: 7,9W - 671 lm ≠ FIXT 482 lm - 2700K/CRI 80 - 220-240V / 7,9W - 696 lm ≠ FIXT 500 lm - 3000K/CRI 80 - 220-240V / 7,9W - 720 lm ≠ FIXT 518 lm - 4000K/CRI 80 - 220-240V

2700K

Non Dimmable

- F025D2DA001
- F025D2DA006
- F025D2DA012
- F025D2DA018
- F025D2DA030
- F025D2DA033

3000K

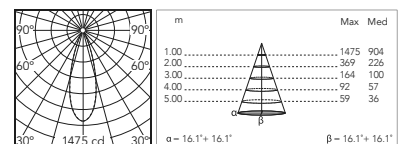
Non Dimmable

- F025D3DA001
- F025D3DA006
- F025D3DA012
- F025D3DA018
- F025D3DA030
- F025D3DA033

4000K

Non Dimmable

- F025D4DA001
- F025D4DA006
- F025D4DA012
- F025D4DA018
- F025D4DA030
- F025D4DA033



@ 3000K

Spine 1 Pro

Optic Wide Flood 49°

Power Led: 7,9W - 671 lm ≠ FIXT 480 lm - 2700K/CRI 80 - 220-240V / 7,9W - 696 lm ≠ FIXT 490 lm - 3000K/CRI 80 - 220-240V / 7,9W - 720 lm ≠ FIXT 505 lm - 4000K/CRI 80 - 220-240V

2700K

Non Dimmable

- F025D2EA001
- F025D2EA006
- F025D2EA012
- F025D2EA018
- F025D2EA030
- F025D2EA033

3000K

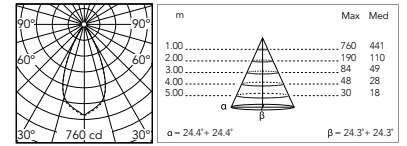
Non Dimmable

- F025D3EA001
- F025D3EA006
- F025D3EA012
- F025D3EA018
- F025D3EA030
- F025D3EA033

4000K

Non Dimmable

- F025D4EA001
- F025D4EA006
- F025D4EA012
- F025D4EA018
- F025D4EA030
- F025D4EA033



@ 3000K

Optic Elliptical 1 13,5° x 50°

Power Led: 7,9W - 671 lm ≠ FIXT 500 lm - 2700K/CRI 80 - 220-240V / 7,9W - 696 lm ≠ FIXT 519 lm - 3000K/CRI 80 - 220-240V / 7,9W - 720 lm ≠ FIXT 537 lm - 4000K/CRI 80 - 220-240V

2700K

Non Dimmable

- F025D2FA001
- F025D2FA006
- F025D2FA012
- F025D2FA018
- F025D2FA030
- F025D2FA033

3000K

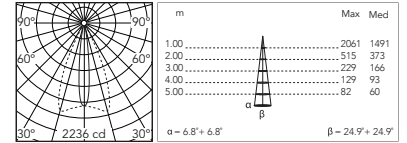
Non Dimmable

- F025D3FA001
- F025D3FA006
- F025D3FA012
- F025D3FA018
- F025D3FA030
- F025D3FA033

4000K

Non Dimmable

- F025D4FA001
- F025D4FA006
- F025D4FA012
- F025D4FA018
- F025D4FA030
- F025D4FA033



@ 3000K

Optic Elliptical 2 26° x 51°

Power Led: 7,9W - 671 lm ≠ FIXT 487 lm - 2700K/CRI 80 - 220-240V / 7,9W - 696 lm ≠ FIXT 505 lm - 3000K/CRI 80 - 220-240V / 7,9W - 720 lm ≠ FIXT 523 lm - 4000K/CRI 80 - 220-240V

2700K

Non Dimmable

- F025D2GA001
- F025D2GA006
- F025D2GA012
- F025D2GA018
- F025D2GA030
- F025D2GA033

3000K

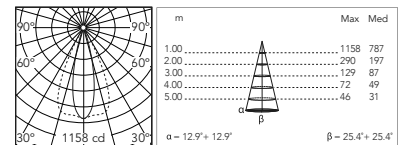
Non Dimmable

- F025D3GA001
- F025D3GA006
- F025D3GA012
- F025D3GA018
- F025D3GA030
- F025D3GA033

4000K

Non Dimmable

- F025D4GA001
- F025D4GA006
- F025D4GA012
- F025D4GA018
- F025D4GA030
- F025D4GA033



@ 3000K

Optic Wall Washer

Power Led: 7,9W - 671 lm ≠ FIXT 471 lm - 2700K/CRI 80 - 220-240V / 7,9W - 696 lm ≠ FIXT 489 lm - 3000K/CRI 80 - 220-240V / 7,9W - 720 lm ≠ FIXT 506 lm - 4000K/CRI 80 - 220-240V

2700K

Non Dimmable

- F025D2HA001
- F025D2HA006
- F025D2HA012
- F025D2HA018
- F025D2HA030
- F025D2HA033

3000K

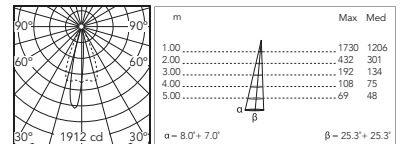
Non Dimmable

- F025D3HA001
- F025D3HA006
- F025D3HA012
- F025D3HA018
- F025D3HA030
- F025D3HA033

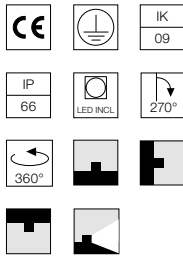
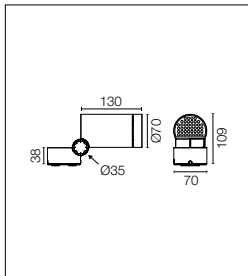
4000K

Non Dimmable

- F025D4HA001
- F025D4HA006
- F025D4HA012
- F025D4HA018
- F025D4HA030
- F025D4HA033



@ 3000K



Sorgente Power LED ad alta efficienza inclusa. Equipaggiato con snoot integrato per un maggiore comfort visivo. Accessori collimatori disponibili per variare le aperture del fascio luminoso. Alimentazione elettrica 220-240V ON/OFF integrata. Base di fissaggio inclusa. Connessione elettrica da effettuarsi all'interno della base tramite connettore a tenuta stagna incluso; per garantire la tenuta è consigliabile utilizzare cavi flessibili idonei all'impiego in ambienti esterni. Accessorio picchetto per installazione a terra da ordinare separatamente. Versione dimmerabile 1-10V o DALI con alimentatore remoto 24Vdc a richiesta.

Energy-efficient Power LED source included Equipped with an integrated snoot for higher visual comfort. Collimators are available as an accessory to modify the beam opening. Integrated electric power supply 220-240V ON/OFF. Fixing plate included. The electrical connection is made on the inside of the plate by means of a watertight connector included. To guarantee its water tightness, it is recommended to use flexible cables designed for outdoor use. Ground spike for ground installations to be ordered separately. Upon request: 1-10V or DALI dimmable version with 24Vdc remote power supply.

Optic Spot 12°

Power Led: 10,5W - 920 lm ≠ FIXT 680 lm - 2700K/CRI 80 - 220-240V / 10,5W - 966 lm ≠ FIXT 706 lm - 3000K/CRI 80 - 220-240V / 10,5W - 1012 lm ≠ FIXT 730 lm - 4000K/CRI 80 - 220-240V

2700K

Non Dimmable

- F025E2BA001
- F025E2BA006
- F025E2BA012
- F025E2BA018
- F025E2BA030
- F025E2BA033

3000K

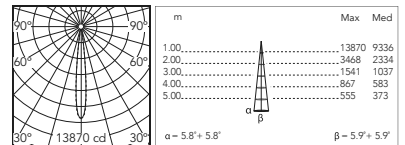
Non Dimmable

- F025E3BA001
- F025E3BA006
- F025E3BA012
- F025E3BA018
- F025E3BA030
- F025E3BA033

4000K

Non Dimmable

- F025E4BA001
- F025E4BA006
- F025E4BA012
- F025E4BA018
- F025E4BA030
- F025E4BA033



@ 3000K

Optic Medium Flood 26,5°

Power Led: 10,5W - 920 lm ≠ FIXT 594 lm - 2700K/CRI 80 - 220-240V / 10,5W - 966 lm ≠ FIXT 630 lm - 3000K/CRI 80 - 220-240V / 10,5W - 1012 lm ≠ FIXT 654 lm - 4000K/CRI 80 - 220-240V

2700K

Non Dimmable

- F025E2CA001
- F025E2CA006
- F025E2CA012
- F025E2CA018
- F025E2CA030
- F025E2CA033

3000K

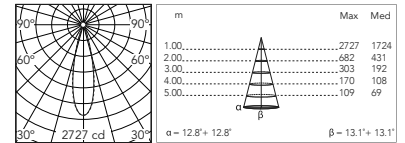
Non Dimmable

- F025E3CA001
- F025E3CA006
- F025E3CA012
- F025E3CA018
- F025E3CA030
- F025E3CA033

4000K

Non Dimmable

- F025E4CA001
- F025E4CA006
- F025E4CA012
- F025E4CA018
- F025E4CA030
- F025E4CA033



@ 3000K

Optic Flood 33,5°

Power Led: 10,5W - 920 lm ≠ FIXT 592 lm - 2700K/CRI 80 - 220-240V / 10,5W - 966 lm ≠ FIXT 627 lm - 3000K/CRI 80 - 220-240V / 10,5W - 1012 lm ≠ FIXT 651 lm - 4000K/CRI 80 - 220-240V

2700K

Non Dimmable

- F025E2DA001
- F025E2DA006
- F025E2DA012
- F025E2DA018
- F025E2DA030
- F025E2DA033

3000K

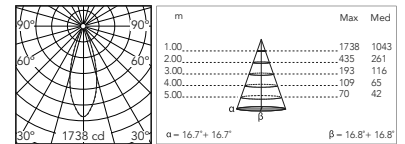
Non Dimmable

- F025E3DA001
- F025E3DA006
- F025E3DA012
- F025E3DA018
- F025E3DA030
- F025E3DA033

4000K

Non Dimmable

- F025E4DA001
- F025E4DA006
- F025E4DA012
- F025E4DA018
- F025E4DA030
- F025E4DA033



@ 3000K

Optic Wide Flood 50°

Power Led: 10,5W - 920 lm ≠ FIXT 591 lm - 2700K/CRI 80 - 220-240V / 10,5W - 966 lm ≠ FIXT 619 lm - 3000K/CRI 80 - 220-240V / 10,5W - 1012 lm ≠ FIXT 650 lm - 4000K/CRI 80 - 220-240V

2700K

Non Dimmable

- F025E2EA001
- F025E2EA006
- F025E2EA012
- F025E2EA018
- F025E2EA030
- F025E2EA033

3000K

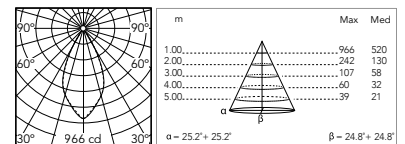
Non Dimmable

- F025E3EA001
- F025E3EA006
- F025E3EA012
- F025E3EA018
- F025E3EA030
- F025E3EA033

4000K

Non Dimmable

- F025E4EA001
- F025E4EA006
- F025E4EA012
- F025E4EA018
- F025E4EA030
- F025E4EA033



@ 3000K

Spine 1 Pro Hp

Optic Elliptical 1 11,5° x 49°

Power Led: 10,5W - 920 lm ≠ FIXT 603 lm - 2700K/CRI 80 - 220-240V / 10,5W - 966 lm ≠ FIXT 639 lm - 3000K/CRI 80 - 220-240V / 10,5W - 1012 lm ≠ FIXT 663 lm - 4000K/CRI 80 - 220-240V

2700K

Non Dimmable

- F025E2FA001
- F025E2FA006
- F025E2FA012
- F025E2FA018
- F025E2FA030
- F025E2FA033

3000K

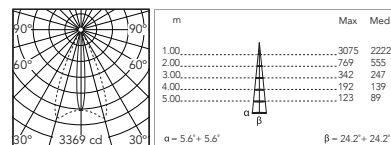
Non Dimmable

- F025E3FA001
- F025E3FA006
- F025E3FA012
- F025E3FA018
- F025E3FA030
- F025E3FA033

4000K

Non Dimmable

- F025E4FA001
- F025E4FA006
- F025E4FA012
- F025E4FA018
- F025E4FA030
- F025E4FA033



@ 3000K

Optic Elliptical 2 25,5° x 50°

Power Led: 10,5W - 920 lm ≠ FIXT 601 lm - 2700K/CRI 80 - 220-240V / 10,5W - 966 lm ≠ FIXT 624 lm - 3000K/CRI 80 - 220-240V / 10,5W - 1012 lm ≠ FIXT 645 lm - 4000K/CRI 80 - 220-240V

2700K

Non Dimmable

- F025E2GA001
- F025E2GA006
- F025E2GA012
- F025E2GA018
- F025E2GA030
- F025E2GA033

3000K

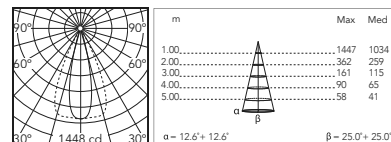
Non Dimmable

- F025E3GA001
- F025E3GA006
- F025E3GA012
- F025E3GA018
- F025E3GA030
- F025E3GA033

4000K

Non Dimmable

- F025E4GA001
- F025E4GA006
- F025E4GA012
- F025E4GA018
- F025E4GA030
- F025E4GA033



@ 3000K

Optic Wall Washer

Power Led: 10,5W - 920 lm ≠ FIXT 574 lm - 2700K/CRI 80 - 220-240V / 10,5W - 966 lm ≠ FIXT 609 lm - 3000K/CRI 80 - 220-240V / 10,5W - 1012 lm ≠ FIXT 631 lm - 4000K/CRI 80 - 220-240V

2700K

Non Dimmable

- F025E2HA001
- F025E2HA006
- F025E2HA012
- F025E2HA018
- F025E2HA030
- F025E2HA033

3000K

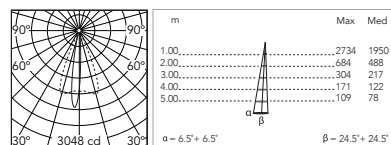
Non Dimmable

- F025E3HA001
- F025E3HA006
- F025E3HA012
- F025E3HA018
- F025E3HA030
- F025E3HA033

4000K

Non Dimmable

- F025E4HA001
- F025E4HA006
- F025E4HA012
- F025E4HA018
- F025E4HA030
- F025E4HA033



@ 3000K

Spine 1 Pro: Accessori / Accessories

Picchetto per installazione nel terreno.

Ground spike.

F026Z010000



Honeycomb

Honeycomb Louvre

F025Z060000

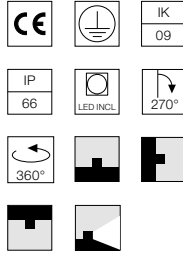
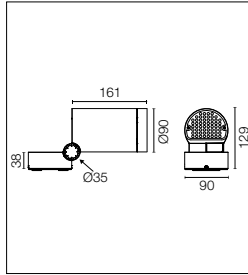


Lenti converter / Converter lenses:

- Converter Spine 1 Optic Medium Flood
- Converter Spine 1 Optic Flood
- Converter Spine 1 Optic Wide Flood
- Converter Spine 1 Optic Elliptic 1
- Converter Spine 1 Optic Elliptic 2
- Converter Spine 1 Optic Wall Washer

F029Z010000
F029Z011000
F029Z012000
F029Z013000
F029Z014000
F029Z015000





Sorgente Power LED inclusa. Equipaggiato con snoot integrato per un maggiore comfort visivo. Accessori collimatori disponibili per variare le aperture del fascio luminoso. Alimentazione elettrica 220-240V ON/ OFF e dimmerabile 1-10V o DALI integrata. Base di fissaggio inclusa. Connessione elettrica da effettuarsi all'interno della base tramite connettore a tenuta stagna incluso; per garantire la tenuta è consigliabile utilizzare cavi flessibili idonei all'impiego in ambienti esterni. Accessorio picchetto per installazione a terra da ordinare separatamente.

Power LED source included. Equipped with an integrated snoot for higher visual comfort. Collimators are available as an accessory to modify the beam opening. Integrated electric power supply 220-240V ON/ OFF and adjustable 1-10V or DALI. Fixing plate included. The electrical connection is made on the inside of the plate by means of a watertight connector included. To guarantee its watertightness, it is recommended to use flexible cables designed for outdoor use. Ground spike for ground installations to be ordered separately.

Optic Narrow Spot
2200K disponibile su richiesta.

Optic Narrow Spot
2200K available on request.

Optic Narrow Spot 6°

Power Led: 4,1W - 248 lm ≠ FIXT 230 lm - 2700K/CRI 80 - 220-240V / 4,1W - 258 lm ≠ FIXT 239 lm - 3000K/CRI 80 - 220-240V / 4,1W - 267 lm ≠ FIXT 247 lm - 4000K/CRI 80 - 220-240V

2700K

Non Dimmable

- F026D2AA001
- F026D2AA006
- F026D2AA012
- F026D2AA018
- F026D2AA030
- F026D2AA033
- 1-10V
- F026D2AB001
- F026D2AB006
- F026D2AB012
- F026D2AB018
- F026D2AB030
- F026D2AB033
- Dali
- F026D2AD001
- F026D2AD006
- F026D2AD012
- F026D2AD018
- F026D2AD030
- F026D2AD033

3000K

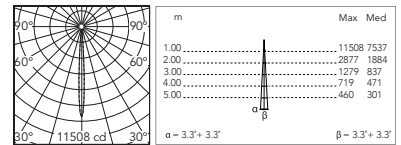
Non Dimmable

- F026D3AA001
- F026D3AA006
- F026D3AA012
- F026D3AA018
- F026D3AA030
- F026D3AA033
- 1-10V
- F026D3AB001
- F026D3AB006
- F026D3AB012
- F026D3AB018
- F026D3AB030
- F026D3AB033
- Dali
- F026D3AD001
- F026D3AD006
- F026D3AD012
- F026D3AD018
- F026D3AD030
- F026D3AD033

4000K

Non Dimmable

- F026D4AA001
- F026D4AA006
- F026D4AA012
- F026D4AA018
- F026D4AA030
- F026D4AA033
- 1-10V
- F026D4AB001
- F026D4AB006
- F026D4AB012
- F026D4AB018
- F026D4AB030
- F026D4AB033
- Dali
- F026D4AD001
- F026D4AD006
- F026D4AD012
- F026D4AD018
- F026D4AD030
- F026D4AD033



@ 3000K

Optic Spot 9,5°

Power Led: 10,5W - 920 lm ≠ FIXT 769 lm - 2700K/CRI 80 - 220-240V / 10,5W - 966 lm ≠ FIXT 808 lm - 3000K/CRI 80 - 220-240V / 10,5W - 1012 lm ≠ FIXT 846 lm - 4000K/CRI 80 - 220-240V

2700K

Non Dimmable

- F026D2BA001
- F026D2BA006
- F026D2BA012
- F026D2BA018
- F026D2BA030
- F026D2BA033
- 1-10V
- F026D2BB001
- F026D2BB006
- F026D2BB012
- F026D2BB018
- F026D2BB030
- F026D2BB033
- Dali
- F026D2BD001
- F026D2BD006
- F026D2BD012
- F026D2BD018
- F026D2BD030
- F026D2BD033

3000K

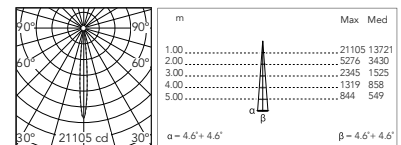
Non Dimmable

- F026D3BA001
- F026D3BA006
- F026D3BA012
- F026D3BA018
- F026D3BA030
- F026D3BA033
- 1-10V
- F026D3BB001
- F026D3BB006
- F026D3BB012
- F026D3BB018
- F026D3BB030
- F026D3BB033
- Dali
- F026D3BD001
- F026D3BD006
- F026D3BD012
- F026D3BD018
- F026D3BD030
- F026D3BD033

4000K

Non Dimmable

- F026D4BA001
- F026D4BA006
- F026D4BA012
- F026D4BA018
- F026D4BA030
- F026D4BA033
- 1-10V
- F026D4BB001
- F026D4BB006
- F026D4BB012
- F026D4BB018
- F026D4BB030
- F026D4BB033
- Dali
- F026D4BD001
- F026D4BD006
- F026D4BD012
- F026D4BD018
- F026D4BD030
- F026D4BD033



@ 3000K

Optic Medium Flood 28°

Power Led: 10,5W - 920 lm ≠ FIXT 715 lm - 2700K/CRI 80 - 220-240V / 10,5W - 966 lm ≠ FIXT 742 lm - 3000K/CRI 80 - 220-240V / 10,5W - 1012 lm ≠ FIXT 767 lm - 4000K/CRI 80 - 220-240V

2700K

Non Dimmable

- F026D2CA001
- F026D2CA006
- F026D2CA012
- F026D2CA018
- F026D2CA030
- F026D2CA033
- 1-10V
- F026D2CB001
- F026D2CB006
- F026D2CB012
- F026D2CB018
- F026D2CB030
- F026D2CB033
- Dali
- F026D2CD001
- F026D2CD006
- F026D2CD012
- F026D2CD018
- F026D2CD030
- F026D2CD033

3000K

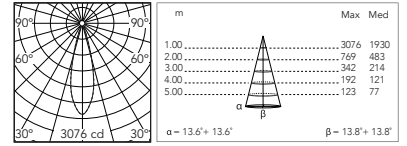
Non Dimmable

- F026D3CA001
- F026D3CA006
- F026D3CA012
- F026D3CA018
- F026D3CA030
- F026D3CA033
- 1-10V
- F026D3CB001
- F026D3CB006
- F026D3CB012
- F026D3CB018
- F026D3CB030
- F026D3CB033
- Dali
- F026D3CD001
- F026D3CD006
- F026D3CD012
- F026D3CD018
- F026D3CD030
- F026D3CD033

4000K

Non Dimmable

- F026D4CA001
- F026D4CA006
- F026D4CA012
- F026D4CA018
- F026D4CA030
- F026D4CA033
- 1-10V
- F026D4CB001
- F026D4CB006
- F026D4CB012
- F026D4CB018
- F026D4CB030
- F026D4CB033
- Dali
- F026D4CD001
- F026D4CD006
- F026D4CD012
- F026D4CD018
- F026D4CD030
- F026D4CD033



@ 3000K

Optic Flood 33°

Power Led: 10,5W - 920 lm ≠ FIXT 695 lm - 2700K/CRI 80 - 220-240V / 10,5W - 966 lm ≠ FIXT 721 lm - 3000K/CRI 80 - 220-240V / 10,5W - 1012 lm ≠ FIXT 746 lm - 4000K/CRI 80 - 220-240V

2700K

Non Dimmable

- F026D2DA001
- F026D2DA006
- F026D2DA012
- F026D2DA018
- F026D2DA030
- F026D2DA033
- 1-10V
- F026D2DB001
- F026D2DB006
- F026D2DB012
- F026D2DB018
- F026D2DB030
- F026D2DB033
- Dali
- F026D2DD001
- F026D2DD006
- F026D2DD012
- F026D2DD018
- F026D2DD030
- F026D2DD033

3000K

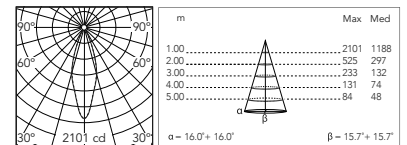
Non Dimmable

- F026D3DA001
- F026D3DA006
- F026D3DA012
- F026D3DA018
- F026D3DA030
- F026D3DA033
- 1-10V
- F026D3DB001
- F026D3DB006
- F026D3DB012
- F026D3DB018
- F026D3DB030
- F026D3DB033
- Dali
- F026D3DD001
- F026D3DD006
- F026D3DD012
- F026D3DD018
- F026D3DD030
- F026D3DD033

4000K

Non Dimmable

- F026D4DA001
- F026D4DA006
- F026D4DA012
- F026D4DA018
- F026D4DA030
- F026D4DA033
- 1-10V
- F026D4DB001
- F026D4DB006
- F026D4DB012
- F026D4DB018
- F026D4DB030
- F026D4DB033
- Dali
- F026D4DD001
- F026D4DD006
- F026D4DD012
- F026D4DD018
- F026D4DD030
- F026D4DD033



@ 3000K

Optic Wide Flood 51°

Power Led: 10,5W - 920 lm ≠ FIXT 711 lm - 2700K/CRI 80 - 220-240V / 10,5W - 966 lm ≠ FIXT 741 lm - 3000K/CRI 80 - 220-240V / 10,5W - 1012 lm ≠ FIXT 778 lm - 4000K/CRI 80 - 220-240V

2700K

Non Dimmable

- F026D2EA001
- F026D2EA006
- F026D2EA012
- F026D2EA018
- F026D2EA030
- F026D2EA033
- 1-10V
- F026D2EB001
- F026D2EB006
- F026D2EB012
- F026D2EB018
- F026D2EB030
- F026D2EB033
- Dali
- F026D2ED001
- F026D2ED006
- F026D2ED012
- F026D2ED018
- F026D2ED030
- F026D2ED033

3000K

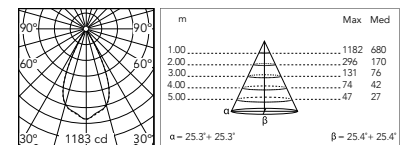
Non Dimmable

- F026D3EA001
- F026D3EA006
- F026D3EA012
- F026D3EA018
- F026D3EA030
- F026D3EA033
- 1-10V
- F026D3EB001
- F026D3EB006
- F026D3EB012
- F026D3EB018
- F026D3EB030
- F026D3EB033
- Dali
- F026D3ED001
- F026D3ED006
- F026D3ED012
- F026D3ED018
- F026D3ED030
- F026D3ED033

4000K

Non Dimmable

- F026D4EA001
- F026D4EA006
- F026D4EA012
- F026D4EA018
- F026D4EA030
- F026D4EA033
- 1-10V
- F026D4EB001
- F026D4EB006
- F026D4EB012
- F026D4EB018
- F026D4EB030
- F026D4EB033
- Dali
- F026D4ED001
- F026D4ED006
- F026D4ED012
- F026D4ED018
- F026D4ED030
- F026D4ED033



@ 3000K

Spine 2 Pro

Optic Elliptical 1 9,5° x 48°

Power Led: 10,5W - 920 lm ≠ FIXT 717 lm - 2700K/CRI 80 - 220-240V / 10,5W - 966 lm ≠ FIXT 744 lm - 3000K/CRI 80 - 220-240V / 10,5W - 1012 lm ≠ FIXT 770 lm - 4000K/CRI 80 - 220-240V

2700K

Non Dimmable

- F026D2FA001
- F026D2FA006
- F026D2FA012
- F026D2FA018
- F026D2FA030
- F026D2FA033
- 1-10V
- F026D2FB001
- F026D2FB006
- F026D2FB012
- F026D2FB018
- F026D2FB030
- F026D2FB033
- Dali
- F026D2FD001
- F026D2FD006
- F026D2FD012
- F026D2FD018
- F026D2FD030
- F026D2FD033

3000K

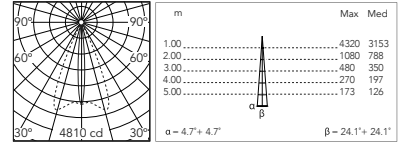
Non Dimmable

- F026D3FA001
- F026D3FA006
- F026D3FA012
- F026D3FA018
- F026D3FA030
- F026D3FA033
- 1-10V
- F026D3FB001
- F026D3FB006
- F026D3FB012
- F026D3FB018
- F026D3FB030
- F026D3FB033
- Dali
- F026D3FD001
- F026D3FD006
- F026D3FD012
- F026D3FD018
- F026D3FD030
- F026D3FD033

4000K

Non Dimmable

- F026D4FA001
- F026D4FA006
- F026D4FA012
- F026D4FA018
- F026D4FA030
- F026D4FA033
- 1-10V
- F026D4FB001
- F026D4FB006
- F026D4FB012
- F026D4FB018
- F026D4FB030
- F026D4FB033
- Dali
- F026D4FD001
- F026D4FD006
- F026D4FD012
- F026D4FD018
- F026D4FD030
- F026D4FD033



@ 3000K

Optic Elliptical 2 24° x 50°

Power Led: 10,5W - 920 lm ≠ FIXT 699 lm - 2700K/CRI 80 - 220-240V / 10,5W - 966 lm ≠ FIXT 725 lm - 3000K/CRI 80 - 220-240V / 10,5W - 1012 lm ≠ FIXT 750 lm - 4000K/CRI 80 - 220-240V

2700K

Non Dimmable

- F026D2GA001
- F026D2GA006
- F026D2GA012
- F026D2GA018
- F026D2GA030
- F026D2GA033
- 1-10V
- F026D2GB001
- F026D2GB006
- F026D2GB012
- F026D2GB018
- F026D2GB030
- F026D2GB033
- Dali
- F026D2GD001
- F026D2GD006
- F026D2GD012
- F026D2GD018
- F026D2GD030
- F026D2GD033

3000K

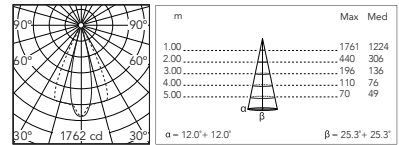
Non Dimmable

- F026D3GA001
- F026D3GA006
- F026D3GA012
- F026D3GA018
- F026D3GA030
- F026D3GA033
- 1-10V
- F026D3GB001
- F026D3GB006
- F026D3GB012
- F026D3GB018
- F026D3GB030
- F026D3GB033
- Dali
- F026D3GD001
- F026D3GD006
- F026D3GD012
- F026D3GD018
- F026D3GD030
- F026D3GD033

4000K

Non Dimmable

- F026D4GA001
- F026D4GA006
- F026D4GA012
- F026D4GA018
- F026D4GA030
- F026D4GA033
- 1-10V
- F026D4GB001
- F026D4GB006
- F026D4GB012
- F026D4GB018
- F026D4GB030
- F026D4GB033
- Dali
- F026D4GD001
- F026D4GD006
- F026D4GD012
- F026D4GD018
- F026D4GD030
- F026D4GD033



@ 3000K

Optic Wall Washer

Power Led: 10,5W - 920 lm ≠ FIXT 673 lm - 2700K/CRI 80 - 220-240V / 10,5W - 966 lm ≠ FIXT 698 lm - 3000K/CRI 80 - 220-240V / 10,5W - 1012 lm ≠ FIXT 672 lm - 4000K/CRI 80 - 220-240V

2700K

Non Dimmable

- F026D2HA001
- F026D2HA006
- F026D2HA012
- F026D2HA018
- F026D2HA030
- F026D2HA033
- 1-10V
- F026D2HB001
- F026D2HB006
- F026D2HB012
- F026D2HB018
- F026D2HB030
- F026D2HB033
- Dali
- F026D2HD001
- F026D2HD006
- F026D2HD012
- F026D2HD018
- F026D2HD030
- F026D2HD033

3000K

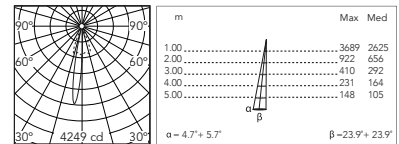
Non Dimmable

- F026D3HA001
- F026D3HA006
- F026D3HA012
- F026D3HA018
- F026D3HA030
- F026D3HA033
- 1-10V
- F026D3HB001
- F026D3HB006
- F026D3HB012
- F026D3HB018
- F026D3HB030
- F026D3HB033
- Dali
- F026D3HD001
- F026D3HD006
- F026D3HD012
- F026D3HD018
- F026D3HD030
- F026D3HD033

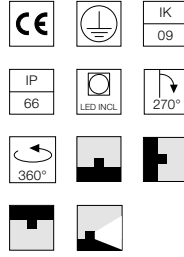
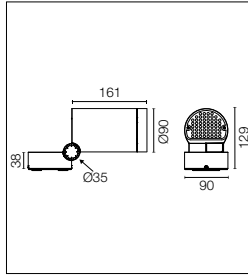
4000K

Non Dimmable

- F026D4HA001
- F026D4HA006
- F026D4HA012
- F026D4HA018
- F026D4HA030
- F026D4HA033
- 1-10V
- F026D4HB001
- F026D4HB006
- F026D4HB012
- F026D4HB018
- F026D4HB030
- F026D4HB033
- Dali
- F026D4HD001
- F026D4HD006
- F026D4HD012
- F026D4HD018
- F026D4HD030
- F026D4HD033



@ 3000K



Sorgente Power LED ad alta efficienza inclusa. Equipaggiato con snoot integrato per un maggiore comfort visivo. Accessori collimatori disponibili per variare le aperture del fascio luminoso. Alimentazione elettrica 220-240V ON/ OFF e dimmerabile 1-10V o DALI integrata. Base di fissaggio inclusa. Connessione elettrica da effettuarsi all'interno della base tramite connettore a tenuta stagna incluso; per garantire la tenuta è consigliabile utilizzare cavi flessibili idonei all'impiego in ambienti esterni. Accessorio picchetto per installazione a terra da ordinare separatamente.

Energy-efficient Power LED source included. Equipped with an integrated snoot for higher visual comfort. Equipped with an integrated snoot for higher visual comfort. Collimators are available as an accessory to modify the beam opening. Integrated electric power supply 220-240V ON/OFF and adjustable 1-10V or DALI. Fixing plate included. The electrical connection is made on the inside of the plate by means of a watertight connector included. To guarantee its water tightness, it is recommended to use flexible cables designed for outdoor use. Ground spike for ground installations to be ordered separately.

2200K disponibile su richiesta.

2200K available on request.

Optic Spot 14,5°

Power Led: 17W - 1739 lm ≠ FIXT 1443 lm - 2700K/CRI 80 - 220-240V / 17W - 1803 lm ≠ FIXT 1497 lm - 3000K/CRI 80 - 220-240V / 17W - 1868 lm ≠ FIXT 1548 lm - 4000K/CRI 80 - 220-240V

2700K

Non Dimmable

- F026E2BA001
- F026E2BA006
- F026E2BA012
- F026E2BA018
- F026E2BA030
- F026E2BA033
- 1-10V
- F026E2BB001
- F026E2BB006
- F026E2BB012
- F026E2BB018
- F026E2BB030
- F026E2BB033
- Dali
- F026E2BD001
- F026E2BD006
- F026E2BD012
- F026E2BD018
- F026E2BD030
- F026E2BD033

3000K

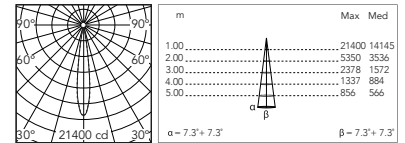
Non Dimmable

- F026E3BA001
- F026E3BA006
- F026E3BA012
- F026E3BA018
- F026E3BA030
- F026E3BA033
- 1-10V
- F026E3BB001
- F026E3BB006
- F026E3BB012
- F026E3BB018
- F026E3BB030
- F026E3BB033
- Dali
- F026E3BD001
- F026E3BD006
- F026E3BD012
- F026E3BD018
- F026E3BD030
- F026E3BD033

4000K

Non Dimmable

- F026E4BA001
- F026E4BA006
- F026E4BA012
- F026E4BA018
- F026E4BA030
- F026E4BA033
- 1-10V
- F026E4BB001
- F026E4BB006
- F026E4BB012
- F026E4BB018
- F026E4BB030
- F026E4BB033
- Dali
- F026E4BD001
- F026E4BD006
- F026E4BD012
- F026E4BD018
- F026E4BD030
- F026E4BD033



@ 3000K

Optic Medium Flood 26°

Power Led: 17W - 1739 lm ≠ FIXT 1336 lm - 2700K/CRI 80 - 220-240V / 17W - 1803 lm ≠ FIXT 1386 lm - 3000K/CRI 80 - 220-240V / 17W - 1868 lm ≠ FIXT 1434 lm - 4000K/CRI 80 - 220-240V

2700K

Non Dimmable

- F026E2CA001
- F026E2CA006
- F026E2CA012
- F026E2CA018
- F026E2CA030
- F026E2CA033
- 1-10V
- F026E2CB001
- F026E2CB006
- F026E2CB012
- F026E2CB018
- F026E2CB030
- F026E2CB033
- Dali
- F026E2CD001
- F026E2CD006
- F026E2CD012
- F026E2CD018
- F026E2CD030
- F026E2CD033

3000K

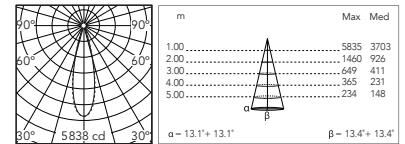
Non Dimmable

- F026E3CA001
- F026E3CA006
- F026E3CA012
- F026E3CA018
- F026E3CA030
- F026E3CA033
- 1-10V
- F026E3CB001
- F026E3CB006
- F026E3CB012
- F026E3CB018
- F026E3CB030
- F026E3CB033
- Dali
- F026E3CD001
- F026E3CD006
- F026E3CD012
- F026E3CD018
- F026E3CD030
- F026E3CD033

4000K

Non Dimmable

- F026E4CA001
- F026E4CA006
- F026E4CA012
- F026E4CA018
- F026E4CA030
- F026E4CA033
- 1-10V
- F026E4CB001
- F026E4CB006
- F026E4CB012
- F026E4CB018
- F026E4CB030
- F026E4CB033
- Dali
- F026E4CD001
- F026E4CD006
- F026E4CD012
- F026E4CD018
- F026E4CD030
- F026E4CD033



@ 3000K

Spine 2 Pro Hp

Optic Flood 36°

Power Led: 17W - 1739 lm ≠ FIXT 1302 lm - 2700K/CRI 80 - 220-240V / 17W - 1803 lm ≠ FIXT 1351 lm - 3000K/CRI 80 - 220-240V / 17W - 1868 lm ≠ FIXT 1397 lm - 4000K/CRI 80 - 220-240V

2700K

Non Dimmable

- F026E2DA001
- F026E2DA006
- F026E2DA012
- F026E2DA018
- F026E2DA030
- F026E2DA033
- 1-10V
- F026E2DB001
- F026E2DB006
- F026E2DB012
- F026E2DB018
- F026E2DB030
- F026E2DB033
- Dali
- F026E2DD001
- F026E2DD006
- F026E2DD012
- F026E2DD018
- F026E2DD030
- F026E2DD033

3000K

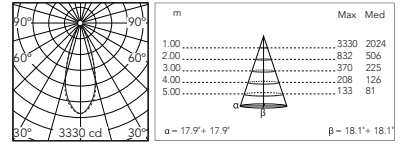
Non Dimmable

- F026E3DA001
- F026E3DA006
- F026E3DA012
- F026E3DA018
- F026E3DA030
- F026E3DA033
- 1-10V
- F026E3DB001
- F026E3DB006
- F026E3DB012
- F026E3DB018
- F026E3DB030
- F026E3DB033
- Dali
- F026E3DD001
- F026E3DD006
- F026E3DD012
- F026E3DD018
- F026E3DD030
- F026E3DD033

4000K

Non Dimmable

- F026E4DA001
- F026E4DA006
- F026E4DA012
- F026E4DA018
- F026E4DA030
- F026E4DA033
- 1-10V
- F026E4DB001
- F026E4DB006
- F026E4DB012
- F026E4DB018
- F026E4DB030
- F026E4DB033
- Dali
- F026E4DD001
- F026E4DD006
- F026E4DD012
- F026E4DD018
- F026E4DD030
- F026E4DD033



@ 3000K

Optic Wide Flood 52°

Power Led: 17W - 1739 lm ≠ FIXT 1303 lm - 2700K/CRI 80 - 220-240V / 17W - 1803 lm ≠ FIXT 1357 lm - 3000K/CRI 80 - 220-240V / 17W - 1868 lm ≠ FIXT 1411 lm - 4000K/CRI 80 - 220-240V

2700K

Non Dimmable

- F026E2EA001
- F026E2EA006
- F026E2EA012
- F026E2EA018
- F026E2EA030
- F026E2EA033
- 1-10V
- F026E2EB001
- F026E2EB006
- F026E2EB012
- F026E2EB018
- F026E2EB030
- F026E2EB033
- Dali
- F026E2ED001
- F026E2ED006
- F026E2ED012
- F026E2ED018
- F026E2ED030
- F026E2ED033

3000K

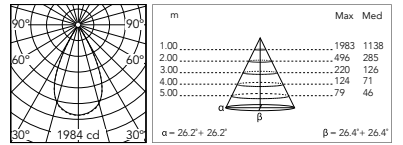
Non Dimmable

- F026E3EA001
- F026E3EA006
- F026E3EA012
- F026E3EA018
- F026E3EA030
- F026E3EA033
- 1-10V
- F026E3EB001
- F026E3EB006
- F026E3EB012
- F026E3EB018
- F026E3EB030
- F026E3EB033
- Dali
- F026E3ED001
- F026E3ED006
- F026E3ED012
- F026E3ED018
- F026E3ED030
- F026E3ED033

4000K

Non Dimmable

- F026E4EA001
- F026E4EA006
- F026E4EA012
- F026E4EA018
- F026E4EA030
- F026E4EA033
- 1-10V
- F026E4EB001
- F026E4EB006
- F026E4EB012
- F026E4EB018
- F026E4EB030
- F026E4EB033
- Dali
- F026E4ED001
- F026E4ED006
- F026E4ED012
- F026E4ED018
- F026E4ED030
- F026E4ED033



@ 3000K

Optic Elliptical 1 14° x 50°

Power Led: 17W - 1739 lm ≠ FIXT 1315 lm - 2700K/CRI 80 - 220-240V / 17W - 1803 lm ≠ FIXT 1364 lm - 3000K/CRI 80 - 220-240V / 17W - 1868 lm ≠ FIXT 1410 lm - 4000K/CRI 80 - 220-240V

2700K

Non Dimmable

- F026E2FA001
- F026E2FA006
- F026E2FA012
- F026E2FA018
- F026E2FA030
- F026E2FA033
- 1-10V
- F026E2FB001
- F026E2FB006
- F026E2FB012
- F026E2FB018
- F026E2FB030
- F026E2FB033
- Dali
- F026E2FD001
- F026E2FD006
- F026E2FD012
- F026E2FD018
- F026E2FD030
- F026E2FD033

3000K

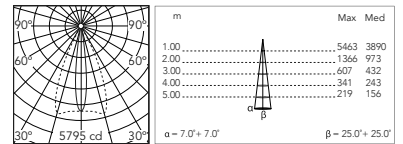
Non Dimmable

- F026E3FA001
- F026E3FA006
- F026E3FA012
- F026E3FA018
- F026E3FA030
- F026E3FA033
- 1-10V
- F026E3FB001
- F026E3FB006
- F026E3FB012
- F026E3FB018
- F026E3FB030
- F026E3FB033
- Dali
- F026E3FD001
- F026E3FD006
- F026E3FD012
- F026E3FD018
- F026E3FD030
- F026E3FD033

4000K

Non Dimmable

- F026E4FA001
- F026E4FA006
- F026E4FA012
- F026E4FA018
- F026E4FA030
- F026E4FA033
- 1-10V
- F026E4FB001
- F026E4FB006
- F026E4FB012
- F026E4FB018
- F026E4FB030
- F026E4FB033
- Dali
- F026E4FD001
- F026E4FD006
- F026E4FD012
- F026E4FD018
- F026E4FD030
- F026E4FD033



@ 3000K

Spine 2 Pro Hp

Optic Elliptical 2 25° x 52°

Power Led: 17W - 1739 lm ≠ FIXT 1298 lm - 2700K/CRI 80 - 220-240V / 17W - 1803 lm ≠ FIXT 1351 lm - 3000K/CRI 80 - 220-240V / 17W - 1868 lm ≠ FIXT 1393 lm - 4000K/CRI 80 - 220-240V

2700K

Non Dimmable

- F026E2GA001
- F026E2GA006
- F026E2GA012
- F026E2GA018
- F026E2GA030
- F026E2GA033
- 1-10V
- F026E2GB001
- F026E2GB006
- F026E2GB012
- F026E2GB018
- F026E2GB030
- F026E2GB033
- Dali
- F026E2GD001
- F026E2GD006
- F026E2GD012
- F026E2GD018
- F026E2GD030
- F026E2GD033

3000K

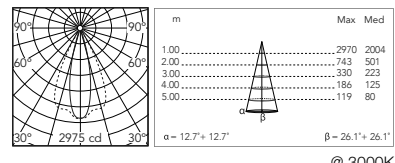
Non Dimmable

- F026E3GA001
- F026E3GA006
- F026E3GA012
- F026E3GA018
- F026E3GA030
- F026E3GA033
- 1-10V
- F026E3GB001
- F026E3GB006
- F026E3GB012
- F026E3GB018
- F026E3GB030
- F026E3GB033
- Dali
- F026E3GD001
- F026E3GD006
- F026E3GD012
- F026E3GD018
- F026E3GD030
- F026E3GD033

4000K

Non Dimmable

- F026E4GA001
- F026E4GA006
- F026E4GA012
- F026E4GA018
- F026E4GA030
- F026E4GA033
- 1-10V
- F026E4GB001
- F026E4GB006
- F026E4GB012
- F026E4GB018
- F026E4GB030
- F026E4GB033
- Dali
- F026E4GD001
- F026E4GD006
- F026E4GD012
- F026E4GD018
- F026E4GD030
- F026E4GD033



Optic Wall Washer

Power Led: 17W - 1739 lm ≠ FIXT 1277 lm - 2700K/CRI 80 - 220-240V / 17W - 1803 lm ≠ FIXT 1325 lm - 3000K/CRI 80 - 220-240V / 17W - 1868 lm ≠ FIXT 1370 lm - 4000K/CRI 80 - 220-240V

2700K

Non Dimmable

- F026E2HA001
- F026E2HA006
- F026E2HA012
- F026E2HA018
- F026E2HA030
- F026E2HA033
- 1-10V
- F026E2HB001
- F026E2HB006
- F026E2HB012
- F026E2HB018
- F026E2HB030
- F026E2HB033
- Dali
- F026E2HD001
- F026E2HD006
- F026E2HD012
- F026E2HD018
- F026E2HD030
- F026E2HD033

3000K

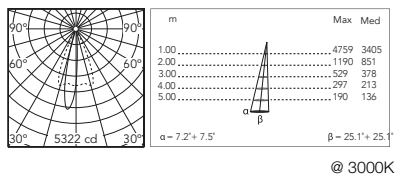
Non Dimmable

- F026E3HA001
- F026E3HA006
- F026E3HA012
- F026E3HA018
- F026E3HA030
- F026E3HA033
- 1-10V
- F026E3HB001
- F026E3HB006
- F026E3HB012
- F026E3HB018
- F026E3HB030
- F026E3HB033
- Dali
- F026E3HD001
- F026E3HD006
- F026E3HD012
- F026E3HD018
- F026E3HD030
- F026E3HD033

4000K

Non Dimmable

- F026E4HA001
- F026E4HA006
- F026E4HA012
- F026E4HA018
- F026E4HA030
- F026E4HA033
- 1-10V
- F026E4HB001
- F026E4HB006
- F026E4HB012
- F026E4HB018
- F026E4HB030
- F026E4HB033
- Dali
- F026E4HD001
- F026E4HD006
- F026E4HD012
- F026E4HD018
- F026E4HD030
- F026E4HD033



Spine 2 Pro: Accessori / Accessories

Picchetto per installazione nel terreno.

Ground spike.

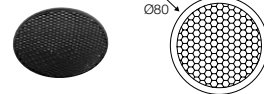
F026Z010000



Honeycomb

Honeycomb Louvre

F026Z060000

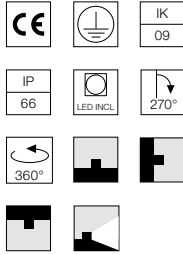
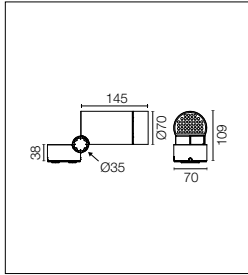


Lenti converter / Converter lenses:

- Converter Spine 2 Optic Medium Flood
- Converter Spine 2 Optic Flood
- Converter Spine 2 Optic Wide Flood
- Converter Spine 2 Optic Elliptic 1
- Converter Spine 2 Optic Elliptic 2
- Converter Spine 2 Optic Wall Washer

F029Z020000
F029Z021000
F029Z022000
F029Z023000
F029Z024000
F029Z025000





Sorgente Power LED inclusa. Equipaggiato con snoot integrato per un maggiore comfort visivo; accessorio visor a taglio asimmetrico disponibile. Accessori collimatori disponibili per variare le aperture del fascio luminoso. Alimentazione elettrica 220-240V ON/OFF integrata. Base di fissaggio inclusa. Connessione elettrica da effettuarsi all'interno della base tramite connettore a tenuta stagna incluso; per garantire la tenuta è consigliabile utilizzare cavi flessibili idonei all'impiego in ambienti esterni. Accessorio picchetto per installazione a terra da ordinare separatamente. Versione dimmerabile 1-10V o DALI con alimentatore remoto 24Vdc a richiesta.

Power LED source included. Equipped with an integrated snoot for higher visual comfort: the asymmetrical cut visor is available as an accessory. Collimators are available as an accessory to modify the beam opening. Integrated electric power supply 220-240V ON/OFF. Fixing plate included. The electrical connection is made on the inside of the plate by means of a watertight connector included. To guarantee its water tightness, it is recommended to use flexible cables designed for outdoor use. Ground spike for ground installations to be ordered separately. Upon request: 1-10V or DALI dimmable version with 24Vdc remote power supply.

2200K disponibile su richiesta.

2200K available on request.

Optic Narrow Spot 7°

Power Led: 3,5W - 168 lm ≠ FIXT 143 lm - 2700K/CRI 80 - 220-240V / 3,5W - 174 lm ≠ FIXT 149 lm - 3000K/CRI 80 - 220-240V / 3,5W - 180 lm ≠ FIXT 154 lm - 4000K/CRI 80 - 220-240V

2700K

Non Dimmable

- F025B2AA001
- F025B2AA006
- F025B2AA012
- F025B2AA018
- F025B2AA030
- F025B2AA033

3000K

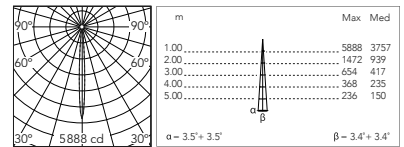
Non Dimmable

- F025B3AA001
- F025B3AA006
- F025B3AA012
- F025B3AA018
- F025B3AA030
- F025B3AA033

4000K

Non Dimmable

- F025B4AA001
- F025B4AA006
- F025B4AA012
- F025B4AA018
- F025B4AA030
- F025B4AA033



@ 3000K

Optic Spot 14°

Power Led: 7,9W - 671 lm ≠ FIXT 550 lm - 2700K/CRI 80 - 220-240V / 7,9W - 696 lm ≠ FIXT 571 lm - 3000K/CRI 80 - 220-240V / 7,9W - 720 lm ≠ FIXT 591 lm - 4000K/CRI 80 - 220-240V

2700K

Non Dimmable

- F025B2BA001
- F025B2BA006
- F025B2BA012
- F025B2BA018
- F025B2BA030
- F025B2BA033

3000K

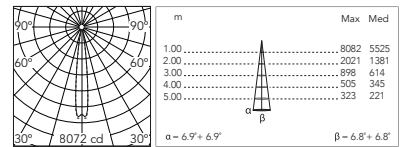
Non Dimmable

- F025B3BA001
- F025B3BA006
- F025B3BA012
- F025B3BA018
- F025B3BA030
- F025B3BA033

4000K

Non Dimmable

- F025B4BA001
- F025B4BA006
- F025B4BA012
- F025B4BA018
- F025B4BA030
- F025B4BA033



@ 3000K

Optic Medium Flood 24,5°

Power Led: 7,9W - 671 lm ≠ FIXT 499 lm - 2700K/CRI 80 - 220-240V / 7,9W - 696 lm ≠ FIXT 518 lm - 3000K/CRI 80 - 220-240V / 7,9W - 720 lm ≠ FIXT 536 lm - 4000K/CRI 80 - 220-240V

2700K

Non Dimmable

- F025B2CA001
- F025B2CA006
- F025B2CA012
- F025B2CA018
- F025B2CA030
- F025B2CA033

3000K

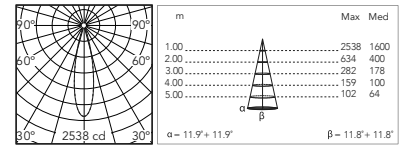
Non Dimmable

- F025B3CA001
- F025B3CA006
- F025B3CA012
- F025B3CA018
- F025B3CA030
- F025B3CA033

4000K

Non Dimmable

- F025B4CA001
- F025B4CA006
- F025B4CA012
- F025B4CA018
- F025B4CA030
- F025B4CA033



@ 3000K

Optic Flood 32°

Power Led: 7,9W - 671 lm ≠ FIXT 482 lm - 2700K/CRI 80 - 220-240V / 7,9W - 696 lm ≠ FIXT 500 lm - 3000K/CRI 80 - 220-240V / 7,9W - 720 lm ≠ FIXT 518 lm - 4000K/CRI 80 - 220-240V

2700K

Non Dimmable

- F025B2DA001
- F025B2DA006
- F025B2DA012
- F025B2DA018
- F025B2DA030
- F025B2DA033

3000K

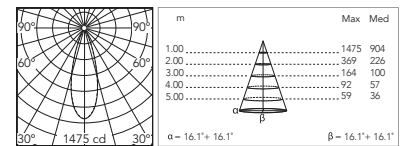
Non Dimmable

- F025B3DA001
- F025B3DA006
- F025B3DA012
- F025B3DA018
- F025B3DA030
- F025B3DA033

4000K

Non Dimmable

- F025B4DA001
- F025B4DA006
- F025B4DA012
- F025B4DA018
- F025B4DA030
- F025B4DA033



@ 3000K

Spine 1 Ultra

Optic Wide Flood 49°

Power Led: 7,9W - 671 lm ≠ FIXT 480 lm - 2700K/CRI 80 - 220-240V / 7,9W - 696 lm ≠ FIXT 490 lm - 3000K/CRI 80 - 220-240V / 7,9W - 720 lm ≠ FIXT 505 lm - 4000K/CRI 80 - 220-240V

2700K

Non Dimmable

- F025B2EA001
- F025B2EA006
- F025B2EA012
- F025B2EA018
- F025B2EA030
- F025B2EA033

3000K

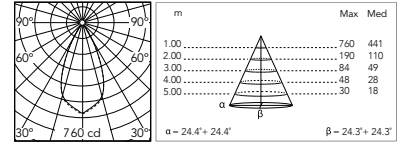
Non Dimmable

- F025B3EA001
- F025B3EA006
- F025B3EA012
- F025B3EA018
- F025B3EA030
- F025B3EA033

4000K

Non Dimmable

- F025B4EA001
- F025B4EA006
- F025B4EA012
- F025B4EA018
- F025B4EA030
- F025B4EA033



@ 3000K

Optic Elliptical 1 13,5° x 50°

Power Led: 7,9W - 671 lm ≠ FIXT 500 lm - 2700K/CRI 80 - 220-240V / 7,9W - 696 lm ≠ FIXT 519 lm - 3000K/CRI 80 - 220-240V / 7,9W - 720 lm ≠ FIXT 537 lm - 4000K/CRI 80 - 220-240V

2700K

Non Dimmable

- F025B2FA001
- F025B2FA006
- F025B2FA012
- F025B2FA018
- F025B2FA030
- F025B2FA033

3000K

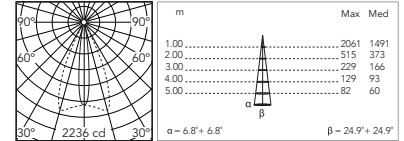
Non Dimmable

- F025B3FA001
- F025B3FA006
- F025B3FA012
- F025B3FA018
- F025B3FA030
- F025B3FA033

4000K

Non Dimmable

- F025B4FA001
- F025B4FA006
- F025B4FA012
- F025B4FA018
- F025B4FA030
- F025B4FA033



@ 3000K

Optic Elliptical 2 26° x 51°

Power Led: 7,9W - 671 lm ≠ FIXT 487 lm - 2700K/CRI 80 - 220-240V / 7,9W - 696 lm ≠ FIXT 505 lm - 3000K/CRI 80 - 220-240V / 7,9W - 720 lm ≠ FIXT 523 lm - 4000K/CRI 80 - 220-240V

2700K

Non Dimmable

- F025B2GA001
- F025B2GA006
- F025B2GA012
- F025B2GA018
- F025B2GA030
- F025B2GA033

3000K

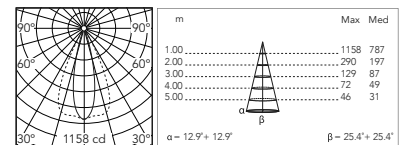
Non Dimmable

- F025B3GA001
- F025B3GA006
- F025B3GA012
- F025B3GA018
- F025B3GA030
- F025B3GA033

4000K

Non Dimmable

- F025B4GA001
- F025B4GA006
- F025B4GA012
- F025B4GA018
- F025B4GA030
- F025B4GA033



@ 3000K

Optic Wall Washer

Power Led: 7,9W - 671 lm ≠ FIXT 471 lm - 2700K/CRI 80 - 220-240V / 7,9W - 696 lm ≠ FIXT 489 lm - 3000K/CRI 80 - 220-240V / 7,9W - 720 lm ≠ FIXT 506 lm - 4000K/CRI 80 - 220-240V

2700K

Non Dimmable

- F025B2HA001
- F025B2HA006
- F025B2HA012
- F025B2HA018
- F025B2HA030
- F025B2HA033

3000K

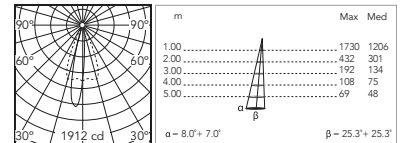
Non Dimmable

- F025B3HA001
- F025B3HA006
- F025B3HA012
- F025B3HA018
- F025B3HA030
- F025B3HA033

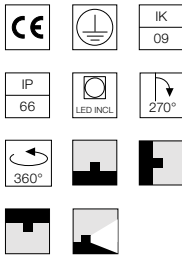
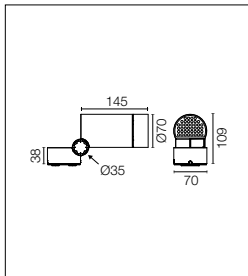
4000K

Non Dimmable

- F025B4HA001
- F025B4HA006
- F025B4HA012
- F025B4HA018
- F025B4HA030
- F025B4HA033



@ 3000K



Sorgente Power LED ad alta efficienza inclusa. Equipaggiamento con snoot integrato per un maggiore comfort visivo; accessorio visor a taglio asimmetrico disponibile. Accessori collimatori disponibili per variare le aperture del fascio luminoso. Alimentazione elettrica 220-240V ON/OFF integrata. Base di fissaggio inclusa. Connessione elettrica da effettuarsi all'interno della base tramite connettore a tenuta stagna incluso; per garantire la tenuta è consigliabile utilizzare cavi flessibili idonei all'impiego in ambienti esterni. Accessorio picchetto per installazione a terra da ordinare separatamente. Versione dimmerabile 1-10V o DALI con alimentatore remoto 24Vdc a richiesta.

Energy-efficient Power LED source included Equipped with an integrated snoot for higher visual comfort: the asymmetrical cut visor is available as an accessory. Collimators are available as an accessory to modify the beam opening. Integrated electric power supply 220-240V ON/OFF. Fixing plate included. The electrical connection is made on the inside of the plate by means of a watertight connector included. To guarantee its water tightness, it is recommended to use flexible cables designed for outdoor use. Ground spike for ground installations to be ordered separately. Upon request: 1-10V or DALI dimmable version with 24Vdc remote power supply.

Optic Spot 12°

Power Led: 10,5W - 920 lm ≠ FIXT 680 lm - 2700K/CRI 80 - 220-240V / 10,5W - 966 lm ≠ FIXT 706 lm - 3000K/CRI 80 - 220-240V / 10,5W - 1012 lm ≠ FIXT 730 lm - 4000K/CRI 80 - 220-240V

2700K

Non Dimmable

- F025C2BA001
- F025C2BA006
- F025C2BA012
- F025C2BA018
- F025C2BA030
- F025C2BA033

3000K

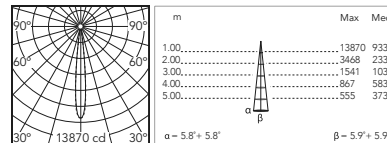
Non Dimmable

- F025C3BA001
- F025C3BA006
- F025C3BA012
- F025C3BA018
- F025C3BA030
- F025C3BA033

4000K

Non Dimmable

- F025C4BA001
- F025C4BA006
- F025C4BA012
- F025C4BA018
- F025C4BA030
- F025C4BA033



@ 3000K

Optic Medium Flood 26,5°

Power Led: 10,5W - 920 lm ≠ FIXT 594 lm - 2700K/CRI 80 - 220-240V / 10,5W - 966 lm ≠ FIXT 630 lm - 3000K/CRI 80 - 220-240V / 10,5W - 1012 lm ≠ FIXT 654 lm - 4000K/CRI 80 - 220-240V

2700K

Non Dimmable

- F025C2CA001
- F025C2CA006
- F025C2CA012
- F025C2CA018
- F025C2CA030
- F025C2CA033

3000K

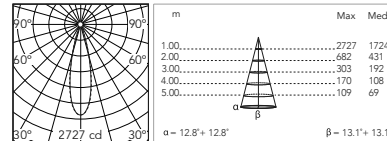
Non Dimmable

- F025C3CA001
- F025C3CA006
- F025C3CA012
- F025C3CA018
- F025C3CA030
- F025C3CA033

4000K

Non Dimmable

- F025C4CA001
- F025C4CA006
- F025C4CA012
- F025C4CA018
- F025C4CA030
- F025C4CA033



@ 3000K

Optic Flood 33,5°

Power Led: 10,5W - 920 lm ≠ FIXT 592 lm - 2700K/CRI 80 - 220-240V / 10,5W - 966 lm ≠ FIXT 627 lm - 3000K/CRI 80 - 220-240V / 10,5W - 1012 lm ≠ FIXT 651 lm - 4000K/CRI 80 - 220-240V

2700K

Non Dimmable

- F025C2DA001
- F025C2DA006
- F025C2DA012
- F025C2DA018
- F025C2DA030
- F025C2DA033

3000K

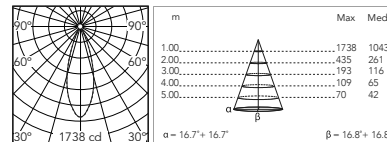
Non Dimmable

- F025C3DA001
- F025C3DA006
- F025C3DA012
- F025C3DA018
- F025C3DA030
- F025C3DA033

4000K

Non Dimmable

- F025C4DA001
- F025C4DA006
- F025C4DA012
- F025C4DA018
- F025C4DA030
- F025C4DA033



@ 3000K

Optic Wide Flood 50°

Power Led: 10,5W - 920 lm ≠ FIXT 591 lm - 2700K/CRI 80 - 220-240V / 10,5W - 966 lm ≠ FIXT 619 lm - 3000K/CRI 80 - 220-240V / 10,5W - 1012 lm ≠ FIXT 650 lm - 4000K/CRI 80 - 220-240V

2700K

Non Dimmable

- F025C2EA001
- F025C2EA006
- F025C2EA012
- F025C2EA018
- F025C2EA030
- F025C2EA033

3000K

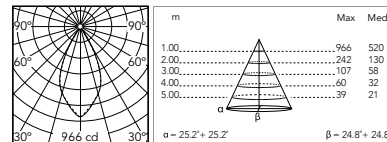
Non Dimmable

- F025C3EA001
- F025C3EA006
- F025C3EA012
- F025C3EA018
- F025C3EA030
- F025C3EA033

4000K

Non Dimmable

- F025C4EA001
- F025C4EA006
- F025C4EA012
- F025C4EA018
- F025C4EA030
- F025C4EA033



@ 3000K

Spine 1 Ultra Hp

Optic Elliptical 1 11,5° x 49°

Power Led: 10,5W - 920 lm ≠ FIXT 603 lm - 2700K/CRI 80 - 220-240V / 10,5W - 966 lm ≠ FIXT 639 lm - 3000K/CRI 80 - 220-240V / 10,5W - 1012 lm ≠ FIXT 663 lm - 4000K/CRI 80 - 220-240V

2700K

Non Dimmable

- F025C2FA001
- F025C2FA006
- F025C2FA012
- F025C2FA018
- F025C2FA030
- F025C2FA033

3000K

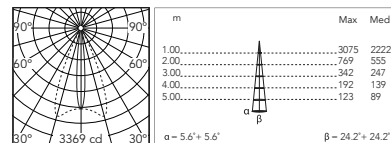
Non Dimmable

- F025C3FA001
- F025C3FA006
- F025C3FA012
- F025C3FA018
- F025C3FA030
- F025C3FA033

4000K

Non Dimmable

- F025C4FA001
- F025C4FA006
- F025C4FA012
- F025C4FA018
- F025C4FA030
- F025C4FA033



@ 3000K

Optic Elliptical 2 25,5° x 50°

Power Led: 10,5W - 920 lm ≠ FIXT 601 lm - 2700K/CRI 80 - 220-240V / 10,5W - 966 lm ≠ FIXT 624 lm - 3000K/CRI 80 - 220-240V / 10,5W - 1012 lm ≠ FIXT 645 lm - 4000K/CRI 80 - 220-240V

2700K

Non Dimmable

- F025C2GA001
- F025C2GA006
- F025C2GA012
- F025C2GA018
- F025C2GA030
- F025C2GA033

3000K

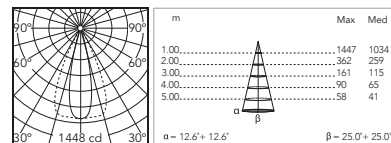
Non Dimmable

- F025C3GA001
- F025C3GA006
- F025C3GA012
- F025C3GA018
- F025C3GA030
- F025C3GA033

4000K

Non Dimmable

- F025C4GA001
- F025C4GA006
- F025C4GA012
- F025C4GA018
- F025C4GA030
- F025C4GA033



@ 3000K

Optic Wall Washer

Power Led: 10,5W - 920 lm ≠ FIXT 574 lm - 2700K/CRI 80 - 220-240V / 10,5W - 966 lm ≠ FIXT 609 lm - 3000K/CRI 80 - 220-240V / 10,5W - 1012 lm ≠ FIXT 631 lm - 4000K/CRI 80 - 220-240V

2700K

Non Dimmable

- F025C2HA001
- F025C2HA006
- F025C2HA012
- F025C2HA018
- F025C2HA030
- F025C2HA033

3000K

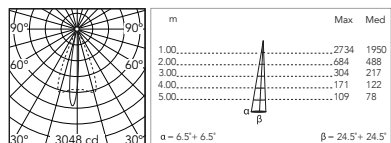
Non Dimmable

- F025C3HA001
- F025C3HA006
- F025C3HA012
- F025C3HA018
- F025C3HA030
- F025C3HA033

4000K

Non Dimmable

- F025C4HA001
- F025C4HA006
- F025C4HA012
- F025C4HA018
- F025C4HA030
- F025C4HA033



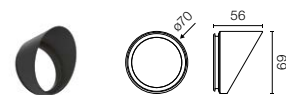
@ 3000K

Spine 1 Ultra: Accessori / Accessories

Visor

Visor


- F025Z050001
- F025Z050006
- F025Z050012
- F025Z050018
- F025Z050030
- F025Z050033



Picchetto per installazione nel terreno.

Ground spike.

F026Z010000



Honeycomb

Honeycomb Louvre

F025Z060000

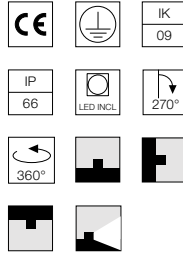
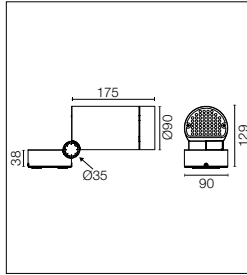


Lenti converter / Converter lenses:

- Converter Spine 1 Optic Medium Flood
- Converter Spine 1 Optic Flood
- Converter Spine 1 Optic Wide Flood
- Converter Spine 1 Optic Elliptic 1
- Converter Spine 1 Optic Elliptic 2
- Converter Spine 1 Optic Wall Washer

- F029Z010000
- F029Z011000
- F029Z012000
- F029Z013000
- F029Z014000
- F029Z015000





Sorgente Power LED. Equipaggiato con snoot integrato per un maggiore comfort visivo; accessorio visor a taglio asimmetrico disponibile. Accessori collimatori disponibili per variare le aperture del fascio luminoso. Alimentazione elettrica 220-240V ON/OFF e dimmerabile 1-10V o DALI integrata. Base di fissaggio inclusa. Connessione elettrica da effettuarsi all'interno della base tramite connettore a tenuta stagna incluso; per garantire la tenuta è consigliabile utilizzare cavi flessibili idonei all'impiego in ambienti esterni. Accessorio picchetto per installazione a terra da ordinare separatamente.

Power LED source included. Equipped with an integrated snoot for higher visual comfort: the asymmetrical cut visor is available as an accessory. Collimators are available as an accessory to modify the beam opening. Integrated electric power supply 220-240V ON/OFF and adjustable 1-10V or DALI. Fixing plate included. The electrical connection is made on the inside of the plate by means of a watertight connector included. To guarantee its water tightness, it is recommended to use flexible cables designed for outdoor use. Ground spike for ground installations to be ordered separately.

Optic Narrow Spot
2200K disponibile su richiesta.

Optic Narrow Spot
2200K available on request.

Optic Narrow Spot 6°

Power Led: 4,1W - 248 lm ≠ FIXT 230 lm - 2700K/CRI 80 - 220-240V / 4,1W - 258 lm ≠ FIXT 239 lm - 3000K/CRI 80 - 220-240V / 4,1W - 267 lm ≠ FIXT 247 lm - 4000K/CRI 80 - 220-240V

2700K

Non Dimmable

- F026B2AA001
- F026B2AA006
- F026B2AA012
- F026B2AA018
- F026B2AA030
- F026B2AA033
- 1-10V
- F026B2AB001
- F026B2AB006
- F026B2AB012
- F026B2AB018
- F026B2AB030
- F026B2AB033
- Dali
- F026B2AD001
- F026B2AD006
- F026B2AD012
- F026B2AD018
- F026B2AD030
- F026B2AD033

3000K

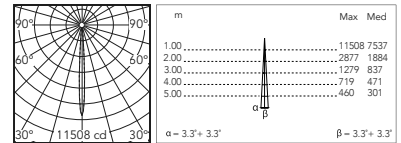
Non Dimmable

- F026B3AA001
- F026B3AA006
- F026B3AA012
- F026B3AA018
- F026B3AA030
- F026B3AA033
- 1-10V
- F026B3AB001
- F026B3AB006
- F026B3AB012
- F026B3AB018
- F026B3AB030
- F026B3AB033
- Dali
- F026B3AD001
- F026B3AD006
- F026B3AD012
- F026B3AD018
- F026B3AD030
- F026B3AD033

4000K

Non Dimmable

- F026B4AA001
- F026B4AA006
- F026B4AA012
- F026B4AA018
- F026B4AA030
- F026B4AA033
- 1-10V
- F026B4AB001
- F026B4AB006
- F026B4AB012
- F026B4AB018
- F026B4AB030
- F026B4AB033
- Dali
- F026B4AD001
- F026B4AD006
- F026B4AD012
- F026B4AD018
- F026B4AD030
- F026B4AD033



@ 3000K

Optic Spot 9,5°

Power Led: 10,5W - 920 lm ≠ FIXT 769 lm - 2700K/CRI 80 - 220-240V / 10,5W - 966 lm ≠ FIXT 808 lm - 3000K/CRI 80 - 220-240V / 10,5W - 1012 lm ≠ FIXT 846 lm - 4000K/CRI 80 - 220-240V

2700K

Non Dimmable

- F026B2BA001
- F026B2BA006
- F026B2BA012
- F026B2BA018
- F026B2BA030
- F026B2BA033
- 1-10V
- F026B2BB001
- F026B2BB006
- F026B2BB012
- F026B2BB018
- F026B2BB030
- F026B2BB033
- Dali
- F026B2BD001
- F026B2BD006
- F026B2BD012
- F026B2BD018
- F026B2BD030
- F026B2BD033

3000K

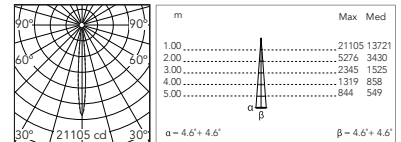
Non Dimmable

- F026B3BA001
- F026B3BA006
- F026B3BA012
- F026B3BA018
- F026B3BA030
- F026B3BA033
- 1-10V
- F026B3BB001
- F026B3BB006
- F026B3BB012
- F026B3BB018
- F026B3BB030
- F026B3BB033
- Dali
- F026B3BD001
- F026B3BD006
- F026B3BD012
- F026B3BD018
- F026B3BD030
- F026B3BD033

4000K

Non Dimmable

- F026B4BA001
- F026B4BA006
- F026B4BA012
- F026B4BA018
- F026B4BA030
- F026B4BA033
- 1-10V
- F026B4BB001
- F026B4BB006
- F026B4BB012
- F026B4BB018
- F026B4BB030
- F026B4BB033
- Dali
- F026B4BD001
- F026B4BD006
- F026B4BD012
- F026B4BD018
- F026B4BD030
- F026B4BD033



@ 3000K

Optic Medium Flood 28°

Power Led: 10,5W - 920 lm ≠ FIXT 715 lm - 2700K/CRI 80 - 220-240V / 10,5W - 966 lm ≠ FIXT 742 lm - 3000K/CRI 80 - 220-240V / 10,5W - 1012 lm ≠ FIXT 767 lm - 4000K/CRI 80 - 220-240V

2700K

Non Dimmable

- F026B2CA001
- F026B2CA006
- F026B2CA012
- F026B2CA018
- F026B2CA030
- F026B2CA033
- 1-10V
- F026B2CB001
- F026B2CB006
- F026B2CB012
- F026B2CB018
- F026B2CB030
- F026B2CB033
- Dali
- F026B2CD001
- F026B2CD006
- F026B2CD012
- F026B2CD018
- F026B2CD030
- F026B2CD033

3000K

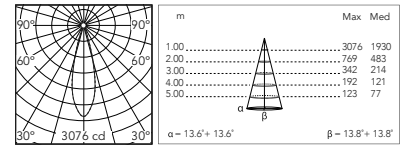
Non Dimmable

- F026B3CA001
- F026B3CA006
- F026B3CA012
- F026B3CA018
- F026B3CA030
- F026B3CA033
- 1-10V
- F026B3CB001
- F026B3CB006
- F026B3CB012
- F026B3CB018
- F026B3CB030
- F026B3CB033
- Dali
- F026B3CD001
- F026B3CD006
- F026B3CD012
- F026B3CD018
- F026B3CD030
- F026B3CD033

4000K

Non Dimmable

- F026B4CA001
- F026B4CA006
- F026B4CA012
- F026B4CA018
- F026B4CA030
- F026B4CA033
- 1-10V
- F026B4CB001
- F026B4CB006
- F026B4CB012
- F026B4CB018
- F026B4CB030
- F026B4CB033
- Dali
- F026B4CD001
- F026B4CD006
- F026B4CD012
- F026B4CD018
- F026B4CD030
- F026B4CD033



@ 3000K

Optic Flood 33°

Power Led: 10,5W - 920 lm ≠ FIXT 695 lm - 2700K/CRI 80 - 220-240V / 10,5W - 966 lm ≠ FIXT 721 lm - 3000K/CRI 80 - 220-240V / 10,5W - 1012 lm ≠ FIXT 746 lm - 4000K/CRI 80 - 220-240V

2700K

Non Dimmable

- F026B2DA001
- F026B2DA006
- F026B2DA012
- F026B2DA018
- F026B2DA030
- F026B2DA033
- 1-10V
- F026B2DB001
- F026B2DB006
- F026B2DB012
- F026B2DB018
- F026B2DB030
- F026B2DB033
- Dali
- F026B2DD001
- F026B2DD006
- F026B2DD012
- F026B2DD018
- F026B2DD030
- F026B2DD033

3000K

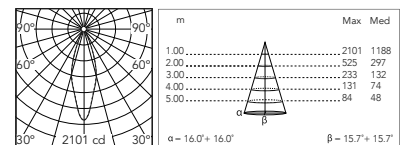
Non Dimmable

- F026B3DA001
- F026B3DA006
- F026B3DA012
- F026B3DA018
- F026B3DA030
- F026B3DA033
- 1-10V
- F026B3DB001
- F026B3DB006
- F026B3DB012
- F026B3DB018
- F026B3DB030
- F026B3DB033
- Dali
- F026B3DD001
- F026B3DD006
- F026B3DD012
- F026B3DD018
- F026B3DD030
- F026B3DD033

4000K

Non Dimmable

- F026B4DA001
- F026B4DA006
- F026B4DA012
- F026B4DA018
- F026B4DA030
- F026B4DA033
- 1-10V
- F026B4DB001
- F026B4DB006
- F026B4DB012
- F026B4DB018
- F026B4DB030
- F026B4DB033
- Dali
- F026B4DD001
- F026B4DD006
- F026B4DD012
- F026B4DD018
- F026B4DD030
- F026B4DD033



@ 3000K

Optic Wide Flood 51°

Power Led: 10,5W - 920 lm ≠ FIXT 711 lm - 2700K/CRI 80 - 220-240V / 10,5W - 966 lm ≠ FIXT 741 lm - 3000K/CRI 80 - 220-240V / 10,5W - 1012 lm ≠ FIXT 778 lm - 4000K/CRI 80 - 220-240V

2700K

Non Dimmable

- F026B2EA001
- F026B2EA006
- F026B2EA012
- F026B2EA018
- F026B2EA030
- F026B2EA033
- 1-10V
- F026B2EB001
- F026B2EB006
- F026B2EB012
- F026B2EB018
- F026B2EB030
- F026B2EB033
- Dali
- F026B2ED001
- F026B2ED006
- F026B2ED012
- F026B2ED018
- F026B2ED030
- F026B2ED033

3000K

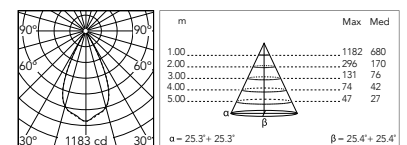
Non Dimmable

- F026B3EA001
- F026B3EA006
- F026B3EA012
- F026B3EA018
- F026B3EA030
- F026B3EA033
- 1-10V
- F026B3EB001
- F026B3EB006
- F026B3EB012
- F026B3EB018
- F026B3EB030
- F026B3EB033
- Dali
- F026B3ED001
- F026B3ED006
- F026B3ED012
- F026B3ED018
- F026B3ED030
- F026B3ED033

4000K

Non Dimmable

- F026B4EA001
- F026B4EA006
- F026B4EA012
- F026B4EA018
- F026B4EA030
- F026B4EA033
- 1-10V
- F026B4EB001
- F026B4EB006
- F026B4EB012
- F026B4EB018
- F026B4EB030
- F026B4EB033
- Dali
- F026B4ED001
- F026B4ED006
- F026B4ED012
- F026B4ED018
- F026B4ED030
- F026B4ED033



@ 3000K

Spine 2 Ultra

Optic Elliptical 1 9,5° x 48°

Power Led: 10,5W - 920 lm ≠ FIXT 717 lm - 2700K/CRI 80 - 220-240V / 10,5W - 966 lm ≠ FIXT 744 lm - 3000K/CRI 80 - 220-240V / 10,5W - 1012 lm ≠ FIXT 770 lm - 4000K/CRI 80 - 220-240V

2700K

Non Dimmable

- F026B2FA001
- F026B2FA006
- F026B2FA012
- F026B2FA018
- F026B2FA030
- F026B2FA033
- 1-10V
- F026B2FB001
- F026B2FB006
- F026B2FB012
- F026B2FB018
- F026B2FB030
- F026B2FB033
- Dali
- F026B2FD001
- F026B2FD006
- F026B2FD012
- F026B2FD018
- F026B2FD030
- F026B2FD033

3000K

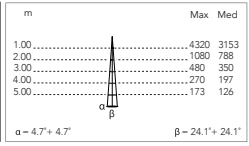
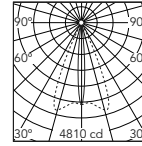
Non Dimmable

- F026B3FA001
- F026B3FA006
- F026B3FA012
- F026B3FA018
- F026B3FA030
- F026B3FA033
- 1-10V
- F026B3FB001
- F026B3FB006
- F026B3FB012
- F026B3FB018
- F026B3FB030
- F026B3FB033
- Dali
- F026B3FD001
- F026B3FD006
- F026B3FD012
- F026B3FD018
- F026B3FD030
- F026B3FD033

4000K

Non Dimmable

- F026B4FA001
- F026B4FA006
- F026B4FA012
- F026B4FA018
- F026B4FA030
- F026B4FA033
- 1-10V
- F026B4FB001
- F026B4FB006
- F026B4FB012
- F026B4FB018
- F026B4FB030
- F026B4FB033
- Dali
- F026B4FD001
- F026B4FD006
- F026B4FD012
- F026B4FD018
- F026B4FD030
- F026B4FD033



@ 3000K

Optic Elliptical 2 24° x 50°

Power Led: 10,5W - 920 lm ≠ FIXT 699 lm - 2700K/CRI 80 - 220-240V / 10,5W - 966 lm ≠ FIXT 725 lm - 3000K/CRI 80 - 220-240V / 10,5W - 1012 lm ≠ FIXT 750 lm - 4000K/CRI 80 - 220-240V

2700K

Non Dimmable

- F026B2GA001
- F026B2GA006
- F026B2GA012
- F026B2GA018
- F026B2GA030
- F026B2GA033
- 1-10V
- F026B2GB001
- F026B2GB006
- F026B2GB012
- F026B2GB018
- F026B2GB030
- F026B2GB033
- Dali
- F026B2GD001
- F026B2GD006
- F026B2GD012
- F026B2GD018
- F026B2GD030
- F026B2GD033

3000K

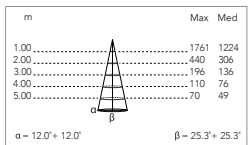
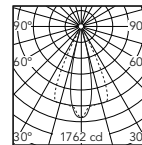
Non Dimmable

- F026B3GA001
- F026B3GA006
- F026B3GA012
- F026B3GA018
- F026B3GA030
- F026B3GA033
- 1-10V
- F026B3GB001
- F026B3GB006
- F026B3GB012
- F026B3GB018
- F026B3GB030
- F026B3GB033
- Dali
- F026B3GD001
- F026B3GD006
- F026B3GD012
- F026B3GD018
- F026B3GD030
- F026B3GD033

4000K

Non Dimmable

- F026B4GA001
- F026B4GA006
- F026B4GA012
- F026B4GA018
- F026B4GA030
- F026B4GA033
- 1-10V
- F026B4GB001
- F026B4GB006
- F026B4GB012
- F026B4GB018
- F026B4GB030
- F026B4GB033
- Dali
- F026B4GD001
- F026B4GD006
- F026B4GD012
- F026B4GD018
- F026B4GD030
- F026B4GD033



@ 3000K

Optic Wall Washer

Power Led: 10,5W - 920 lm ≠ FIXT 673 lm - 2700K/CRI 80 - 220-240V / 10,5W - 966 lm ≠ FIXT 698 lm - 3000K/CRI 80 - 220-240V / 10,5W - 1012 lm ≠ FIXT 672 lm - 4000K/CRI 80 - 220-240V

2700K

Non Dimmable

- F026B2HA001
- F026B2HA006
- F026B2HA012
- F026B2HA018
- F026B2HA030
- F026B2HA033
- 1-10V
- F026B2HB001
- F026B2HB006
- F026B2HB012
- F026B2HB018
- F026B2HB030
- F026B2HB033
- Dali
- F026B2HD001
- F026B2HD006
- F026B2HD012
- F026B2HD018
- F026B2HD030
- F026B2HD033

3000K

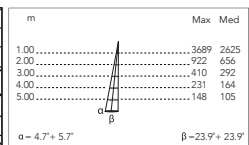
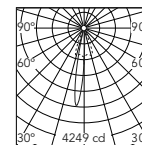
Non Dimmable

- F026B3HA001
- F026B3HA006
- F026B3HA012
- F026B3HA018
- F026B3HA030
- F026B3HA033
- 1-10V
- F026B3HB001
- F026B3HB006
- F026B3HB012
- F026B3HB018
- F026B3HB030
- F026B3HB033
- Dali
- F026B3HD001
- F026B3HD006
- F026B3HD012
- F026B3HD018
- F026B3HD030
- F026B3HD033

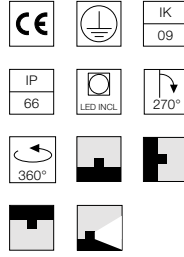
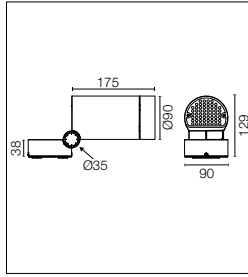
4000K

Non Dimmable

- F026B4HA001
- F026B4HA006
- F026B4HA012
- F026B4HA018
- F026B4HA030
- F026B4HA033
- 1-10V
- F026B4HB001
- F026B4HB006
- F026B4HB012
- F026B4HB018
- F026B4HB030
- F026B4HB033
- Dali
- F026B4HD001
- F026B4HD006
- F026B4HD012
- F026B4HD018
- F026B4HD030
- F026B4HD033



@ 3000K



Sorgente Power LED ad alta efficienza inclusa. Equipaggiato con snoot integrato per un maggiore comfort visivo; accessorio visor a taglio asimmetrico disponibile. Accessori collimatori disponibili per variare le aperture del fascio luminoso. Alimentazione elettrica 220-240V ON/OFF e dimmerabile 1-10V o DALI integrata. Base di fissaggio inclusa. Connessione elettrica da effettuarsi all'interno della base tramite connettore a tenuta stagna incluso; per garantire la tenuta è consigliabile utilizzare cavi flessibili idonei all'impiego in ambienti esterni. Accessorio picchetto per installazione a terra da ordinare separatamente.

Energy-efficient Power LED source included Equipped with an integrated snoot for higher visual comfort: the asymmetrical cut visor is available as an accessory. Collimators are available as an accessory to modify the beam opening. Integrated electric power supply 220-240V ON/OFF and adjustable 1-10V or DALI. Fixing plate included. The electrical connection is made on the inside of the plate by means of a watertight connector included. To guarantee its water tightness, it is recommended to use flexible cables designed for outdoor use. Ground spike for ground installations to be ordered separately.

2200K disponibile su richiesta.

2200K available on request.

Optic Spot 14,5°

Power Led: 17W - 1739 lm ≠ FIXT 1443 lm - 2700K/CRI 80 - 220-240V / 17W - 1803 lm ≠ FIXT 1497 lm - 3000K/CRI 80 - 220-240V / 17W - 1868 lm ≠ FIXT 1548 lm - 4000K/CRI 80 - 220-240V

2700K

Non Dimmable

- F026C2BA001
- F026C2BA006
- F026C2BA012
- F026C2BA018
- F026C2BA030
- F026C2BA033
- 1-10V
- F026C2BB001
- F026C2BB006
- F026C2BB012
- F026C2BB018
- F026C2BB030
- F026C2BB033
- Dali
- F026C2BD001
- F026C2BD006
- F026C2BD012
- F026C2BD018
- F026C2BD030
- F026C2BD033

3000K

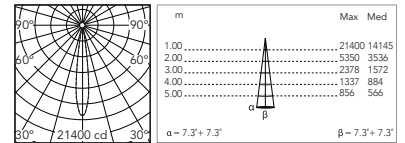
Non Dimmable

- F026C3BA001
- F026C3BA006
- F026C3BA012
- F026C3BA018
- F026C3BA030
- F026C3BA033
- 1-10V
- F026C3BB001
- F026C3BB006
- F026C3BB012
- F026C3BB018
- F026C3BB030
- F026C3BB033
- Dali
- F026C3BD001
- F026C3BD006
- F026C3BD012
- F026C3BD018
- F026C3BD030
- F026C3BD033

4000K

Non Dimmable

- F026C4BA001
- F026C4BA006
- F026C4BA012
- F026C4BA018
- F026C4BA030
- F026C4BA033
- 1-10V
- F026C4BB001
- F026C4BB006
- F026C4BB012
- F026C4BB018
- F026C4BB030
- F026C4BB033
- Dali
- F026C4BD001
- F026C4BD006
- F026C4BD012
- F026C4BD018
- F026C4BD030
- F026C4BD033



@ 3000K

Optic Medium Flood 26°

Power Led: 17W - 1739 lm ≠ FIXT 1336 lm - 2700K/CRI 80 - 220-240V / 17W - 1803 lm ≠ FIXT 1386 lm - 3000K/CRI 80 - 220-240V / 17W - 1868 lm ≠ FIXT 1434 lm - 4000K/CRI 80 - 220-240V

2700K

Non Dimmable

- F026C2CA001
- F026C2CA006
- F026C2CA012
- F026C2CA018
- F026C2CA030
- F026C2CA033
- 1-10V
- F026C2CB001
- F026C2CB006
- F026C2CB012
- F026C2CB018
- F026C2CB030
- F026C2CB033
- Dali
- F026C2CD001
- F026C2CD006
- F026C2CD012
- F026C2CD018
- F026C2CD030
- F026C2CD033

3000K

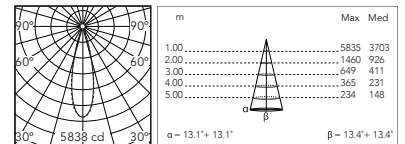
Non Dimmable

- F026C3CA001
- F026C3CA006
- F026C3CA012
- F026C3CA018
- F026C3CA030
- F026C3CA033
- 1-10V
- F026C3CB001
- F026C3CB006
- F026C3CB012
- F026C3CB018
- F026C3CB030
- F026C3CB033
- Dali
- F026C3CD001
- F026C3CD006
- F026C3CD012
- F026C3CD018
- F026C3CD030
- F026C3CD033

4000K

Non Dimmable

- F026C4CA001
- F026C4CA006
- F026C4CA012
- F026C4CA018
- F026C4CA030
- F026C4CA033
- 1-10V
- F026C4CB001
- F026C4CB006
- F026C4CB012
- F026C4CB018
- F026C4CB030
- F026C4CB033
- Dali
- F026C4CD001
- F026C4CD006
- F026C4CD012
- F026C4CD018
- F026C4CD030
- F026C4CD033



@ 3000K

Spine 2 Ultra Hp

Optic Flood 36°

Power Led: 17W - 1739 lm ≠ FIXT 1302 lm - 2700K/CRI 80 - 220-240V / 17W - 1803 lm ≠ FIXT 1351 lm - 3000K/CRI 80 - 220-240V / 17W - 1868 lm ≠ FIXT 1397 lm - 4000K/CRI 80 - 220-240V

2700K

Non Dimmable

- F026C2DA001
- F026C2DA006
- F026C2DA012
- F026C2DA018
- F026C2DA030
- F026C2DA033
- 1-10V
- F026C2DB001
- F026C2DB006
- F026C2DB012
- F026C2DB018
- F026C2DB030
- F026C2DB033
- Dali
- F026C2DD001
- F026C2DD006
- F026C2DD012
- F026C2DD018
- F026C2DD030
- F026C2DD033

3000K

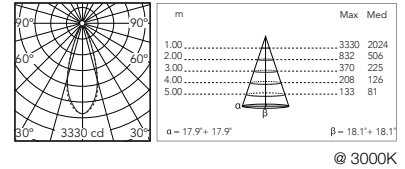
Non Dimmable

- F026C3DA001
- F026C3DA006
- F026C3DA012
- F026C3DA018
- F026C3DA030
- F026C3DA033
- 1-10V
- F026C3DB001
- F026C3DB006
- F026C3DB012
- F026C3DB018
- F026C3DB030
- F026C3DB033
- Dali
- F026C3DD001
- F026C3DD006
- F026C3DD012
- F026C3DD018
- F026C3DD030
- F026C3DD033

4000K

Non Dimmable

- F026C4DA001
- F026C4DA006
- F026C4DA012
- F026C4DA018
- F026C4DA030
- F026C4DA033
- 1-10V
- F026C4DB001
- F026C4DB006
- F026C4DB012
- F026C4DB018
- F026C4DB030
- F026C4DB033
- Dali
- F026C4DD001
- F026C4DD006
- F026C4DD012
- F026C4DD018
- F026C4DD030
- F026C4DD033



Optic Wide Flood 52°

Power Led: 17W - 1739 lm ≠ FIXT 1303 lm - 2700K/CRI 80 - 220-240V / 17W - 1803 lm ≠ FIXT 1357 lm - 3000K/CRI 80 - 220-240V / 17W - 1868 lm ≠ FIXT 1411 lm - 4000K/CRI 80 - 220-240V

2700K

Non Dimmable

- F026C2EA001
- F026C2EA006
- F026C2EA012
- F026C2EA018
- F026C2EA030
- F026C2EA033
- 1-10V
- F026C2EB001
- F026C2EB006
- F026C2EB012
- F026C2EB018
- F026C2EB030
- F026C2EB033
- Dali
- F026C2ED001
- F026C2ED006
- F026C2ED012
- F026C2ED018
- F026C2ED030
- F026C2ED033

3000K

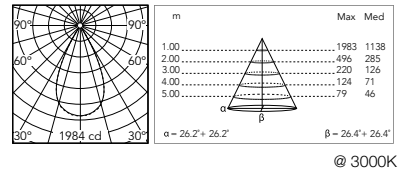
Non Dimmable

- F026C3EA001
- F026C3EA006
- F026C3EA012
- F026C3EA018
- F026C3EA030
- F026C3EA033
- 1-10V
- F026C3EB001
- F026C3EB006
- F026C3EB012
- F026C3EB018
- F026C3EB030
- F026C3EB033
- Dali
- F026C3ED001
- F026C3ED006
- F026C3ED012
- F026C3ED018
- F026C3ED030
- F026C3ED033

4000K

Non Dimmable

- F026C4EA001
- F026C4EA006
- F026C4EA012
- F026C4EA018
- F026C4EA030
- F026C4EA033
- 1-10V
- F026C4EB001
- F026C4EB006
- F026C4EB012
- F026C4EB018
- F026C4EB030
- F026C4EB033
- Dali
- F026C4ED001
- F026C4ED006
- F026C4ED012
- F026C4ED018
- F026C4ED030
- F026C4ED033



Optic Elliptical 1 14° x 50°

Power Led: 17W - 1739 lm ≠ FIXT 1315 lm - 2700K/CRI 80 - 220-240V / 17W - 1803 lm ≠ FIXT 1364 lm - 3000K/CRI 80 - 220-240V / 17W - 1868 lm ≠ FIXT 1410 lm - 4000K/CRI 80 - 220-240V

2700K

Non Dimmable

- F026C2FA001
- F026C2FA006
- F026C2FA012
- F026C2FA018
- F026C2FA030
- F026C2FA033
- 1-10V
- F026C2FB001
- F026C2FB006
- F026C2FB012
- F026C2FB018
- F026C2FB030
- F026C2FB033
- Dali
- F026C2FD001
- F026C2FD006
- F026C2FD012
- F026C2FD018
- F026C2FD030
- F026C2FD033

3000K

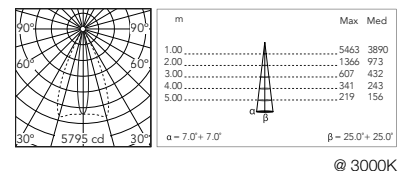
Non Dimmable

- F026C3FA001
- F026C3FA006
- F026C3FA012
- F026C3FA018
- F026C3FA030
- F026C3FA033
- 1-10V
- F026C3FB001
- F026C3FB006
- F026C3FB012
- F026C3FB018
- F026C3FB030
- F026C3FB033
- Dali
- F026C3FD001
- F026C3FD006
- F026C3FD012
- F026C3FD018
- F026C3FD030
- F026C3FD033

4000K

Non Dimmable

- F026C4FA001
- F026C4FA006
- F026C4FA012
- F026C4FA018
- F026C4FA030
- F026C4FA033
- 1-10V
- F026C4FB001
- F026C4FB006
- F026C4FB012
- F026C4FB018
- F026C4FB030
- F026C4FB033
- Dali
- F026C4FD001
- F026C4FD006
- F026C4FD012
- F026C4FD018
- F026C4FD030
- F026C4FD033



Spine 2 Ultra Hp

Optic Elliptical 2 25° x 52°

Power Led: 17W - 1739 lm ≠ FIXT 1298 lm - 2700K/CRI 80 - 220-240V / 17W - 1803 lm ≠ FIXT 1351 lm - 3000K/CRI 80 - 220-240V / 17W - 1868 lm ≠ FIXT 1393 lm - 4000K/CRI 80 - 220-240V

2700K

Non Dimmable

- F026C2GA001
- F026C2GA006
- F026C2GA012
- F026C2GA018
- F026C2GA030
- F026C2GA033
- 1-10V
- F026C2GB001
- F026C2GB006
- F026C2GB012
- F026C2GB018
- F026C2GB030
- F026C2GB033
- Dali
- F026C2GD001
- F026C2GD006
- F026C2GD012
- F026C2GD018
- F026C2GD030
- F026C2GD033

3000K

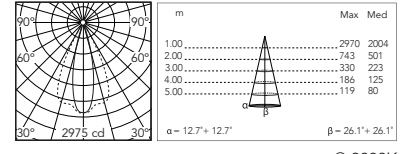
Non Dimmable

- F026C3GA001
- F026C3GA006
- F026C3GA012
- F026C3GA018
- F026C3GA030
- F026C3GA033
- 1-10V
- F026C3GB001
- F026C3GB006
- F026C3GB012
- F026C3GB018
- F026C3GB030
- F026C3GB033
- Dali
- F026C3GD001
- F026C3GD006
- F026C3GD012
- F026C3GD018
- F026C3GD030
- F026C3GD033

4000K

Non Dimmable

- F026C4GA001
- F026C4GA006
- F026C4GA012
- F026C4GA018
- F026C4GA030
- F026C4GA033
- 1-10V
- F026C4GB001
- F026C4GB006
- F026C4GB012
- F026C4GB018
- F026C4GB030
- F026C4GB033
- Dali
- F026C4GD001
- F026C4GD006
- F026C4GD012
- F026C4GD018
- F026C4GD030
- F026C4GD033



Optic Wall Washer

Power Led: 17W - 1739 lm ≠ FIXT 1277 lm - 2700K/CRI 80 - 220-240V / 17W - 1803 lm ≠ FIXT 1325 lm - 3000K/CRI 80 - 220-240V / 17W - 1868 lm ≠ FIXT 1370 lm - 4000K/CRI 80 - 220-240V

2700K

Non Dimmable

- F026C2HA001
- F026C2HA006
- F026C2HA012
- F026C2HA018
- F026C2HA030
- F026C2HA033
- 1-10V
- F026C2HB001
- F026C2HB006
- F026C2HB012
- F026C2HB018
- F026C2HB030
- F026C2HB033
- Dali
- F026C2HD001
- F026C2HD006
- F026C2HD012
- F026C2HD018
- F026C2HD030
- F026C2HD033

3000K

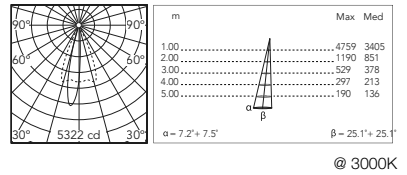
Non Dimmable

- F026C3HA001
- F026C3HA006
- F026C3HA012
- F026C3HA018
- F026C3HA030
- F026C3HA033
- 1-10V
- F026C3HB001
- F026C3HB006
- F026C3HB012
- F026C3HB018
- F026C3HB030
- F026C3HB033
- Dali
- F026C3HD001
- F026C3HD006
- F026C3HD012
- F026C3HD018
- F026C3HD030
- F026C3HD033

4000K

Non Dimmable

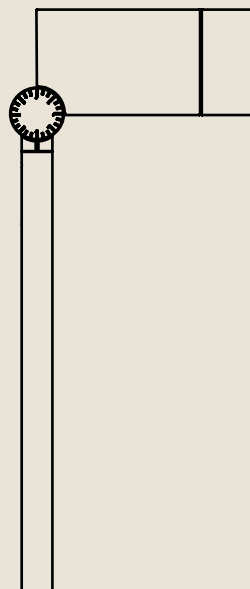
- F026C4HA001
- F026C4HA006
- F026C4HA012
- F026C4HA018
- F026C4HA030
- F026C4HA033
- 1-10V
- F026C4HB001
- F026C4HB006
- F026C4HB012
- F026C4HB018
- F026C4HB030
- F026C4HB033
- Dali
- F026C4HD001
- F026C4HD006
- F026C4HD012
- F026C4HD018
- F026C4HD030
- F026C4HD033



Spine 2 Ultra: Accessori / Accessories

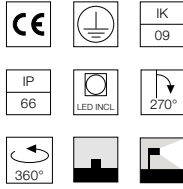
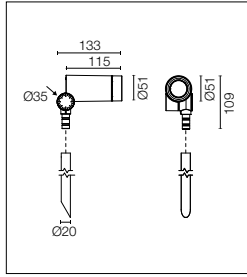
Visor	Visor	<ul style="list-style-type: none"> ○ F026Z050001 ● F026Z050006 ● F026Z050012 ● F026Z050018 ● F026Z050030 ● F026Z050033 	
Picchetto per installazione nel terreno.	Ground spike.	F026Z010000	
Honeycomb	Honeycomb Louvre	F026Z060000	
Lenti converter / Converter lenses:			
- Converter Spine 2 Optic Medium Flood		F029Z020000	
- Converter Spine 2 Optic Flood		F029Z021000	
- Converter Spine 2 Optic Wide Flood		F029Z022000	
- Converter Spine 2 Optic Elliptic 1		F029Z023000	
- Converter Spine 2 Optic Elliptic 2		F029Z024000	
- Converter Spine 2 Optic Wall Washer		F029Z025000	

Spine F



Un supporto speciale da installare facilmente nel terreno per aumentare la versatilità del prodotto.

A special rod can be easily installed in the ground increasing the product versatility.



Sorgente Power LED inclusa. Equipaggiato con snoot integrato per un maggiore comfort visivo; accessorio visor a taglio asimmetrico disponibile. Accessori collimatori disponibili per variare le aperture del fascio luminoso. Alimentazione elettrica 220-240V ON/OFF integrata. Base di fissaggio inclusa. Dotata di spezzone di cavo uscente in neoprene da 5m; Accessori per connessione IP da ordinare separatamente; per garantire la tenuta è consigliabile utilizzare cavi flessibili idonei all'impiego in ambienti esterni. Accessorio asta per installazione a terra disponibile in due lunghezze da ordinare separatamente.

Power LED source included. Equipped with an integrated snoot for higher visual comfort. Collimators are available as an accessory to modify the beam opening. Integrated electric power supply 220-240V ON/OFF. Fixing plate included. The electrical connection is made on the inside of the plate by means of a watertight connector included. To guarantee its water tightness, it is recommended to use flexible cables designed for outdoor use. Ground spike for ground installations to be ordered separately.

2200K disponibile su richiesta.

2200K available on request.

Versione dimmerabile DALI disponibile su richiesta.

DALI dimmable version available on request.

Optic Spot 14°

Power Led: 5W - 481 lm ≠ FIXT 368 lm - 2700K/CRI 80 - 220-240V / 5W - 493 lm ≠ FIXT 377 lm - 3000K/CRI 80 - 220-240V / 5W - 540 lm ≠ FIXT 413 lm - 4000K/CRI 80 - 220-240V

2700K

Non Dimmable

- F027L2BA001
- F027L2BA006
- F027L2BA012
- F027L2BA018
- F027L2BA030
- F027L2BA033

3000K

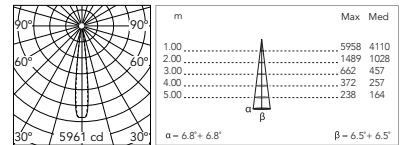
Non Dimmable

- F027L3BA001
- F027L3BA006
- F027L3BA012
- F027L3BA018
- F027L3BA030
- F027L3BA033

4000K

Non Dimmable

- F027L4BA001
- F027L4BA006
- F027L4BA012
- F027L4BA018
- F027L4BA030
- F027L4BA033



@ 3000K

Optic Medium Flood 26°

Power Led: 5W - 481 lm ≠ FIXT 337 lm - 2700K/CRI 80 - 220-240V / 5W - 493 lm ≠ FIXT 346 lm - 3000K/CRI 80 - 220-240V / 5W - 540 lm ≠ FIXT 378 lm - 4000K/CRI 80 - 220-240V

2700K

Non Dimmable

- F027L2CA001
- F027L2CA006
- F027L2CA012
- F027L2CA018
- F027L2CA030
- F027L2CA033

3000K

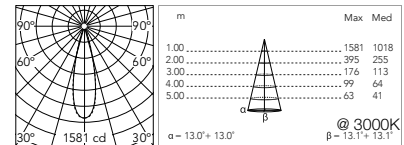
Non Dimmable

- F027L3CA001
- F027L3CA006
- F027L3CA012
- F027L3CA018
- F027L3CA030
- F027L3CA033

4000K

Non Dimmable

- F027L4CA001
- F027L4CA006
- F027L4CA012
- F027L4CA018
- F027L4CA030
- F027L4CA033



@ 3000K

Optic Flood 36°

Power Led: 5W - 481 lm ≠ FIXT 332 lm - 2700K/CRI 80 - 220-240V / 5W - 493 lm ≠ FIXT 340 lm - 3000K/CRI 80 - 220-240V / 5W - 540 lm ≠ FIXT 373 lm - 4000K/CRI 80 - 220-240V

2700K

Non Dimmable

- F027L2DA001
- F027L2DA006
- F027L2DA012
- F027L2DA018
- F027L2DA030
- F027L2DA033

3000K

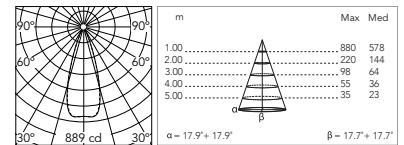
Non Dimmable

- F027L3DA001
- F027L3DA006
- F027L3DA012
- F027L3DA018
- F027L3DA030
- F027L3DA033

4000K

Non Dimmable

- F027L4DA001
- F027L4DA006
- F027L4DA012
- F027L4DA018
- F027L4DA030
- F027L4DA033



@ 3000K

Optic Wide Flood 50°

Power Led: 5W - 481 lm ≠ FIXT 324 lm - 2700K/CRI 80 - 220-240V / 5W - 493 lm ≠ FIXT 332 lm - 3000K/CRI 80 - 220-240V / 5W - 540 lm ≠ FIXT 363 lm - 4000K/CRI 80 - 220-240V

2700K

Non Dimmable

- F027L2EA001
- F027L2EA006
- F027L2EA012
- F027L2EA018
- F027L2EA030
- F027L2EA033

3000K

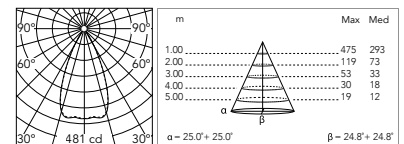
Non Dimmable

- F027L3EA001
- F027L3EA006
- F027L3EA012
- F027L3EA018
- F027L3EA030
- F027L3EA033

4000K

Non Dimmable

- F027L4EA001
- F027L4EA006
- F027L4EA012
- F027L4EA018
- F027L4EA030
- F027L4EA033



@ 3000K

Spine F 0 Pro

Optic Elliptical 1 12° x 50°

Power Led: 5W - 481 lm ≠ FIXT 342 lm - 2700K/CRI 80 - 220-240V / 5W - 493 lm ≠ FIXT 350 lm - 3000K/CRI 80 - 220-240V / 5W - 540 lm ≠ FIXT 383 lm - 4000K/CRI 80 - 220-240V

2700K

Non Dimmable

- F027L2FA001
- F027L2FA006
- F027L2FA012
- F027L2FA018
- F027L2FA030
- F027L2FA033

3000K

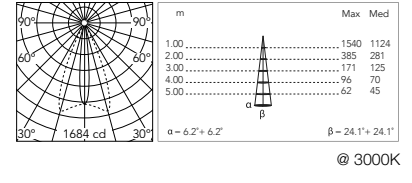
Non Dimmable

- F027L3FA001
- F027L3FA006
- F027L3FA012
- F027L3FA018
- F027L3FA030
- F027L3FA033

4000K

Non Dimmable

- F027L4FA001
- F027L4FA006
- F027L4FA012
- F027L4FA018
- F027L4FA030
- F027L4FA033



Optic Elliptical 2 26° x 51°

Power Led: 5W - 481 lm ≠ FIXT 334 lm - 2700K/CRI 80 - 220-240V / 5W - 493 lm ≠ FIXT 342 lm - 3000K/CRI 80 - 220-240V / 5W - 540 lm ≠ FIXT 375 lm - 4000K/CRI 80 - 220-240V

2700K

Non Dimmable

- F027L2GA001
- F027L2GA006
- F027L2GA012
- F027L2GA018
- F027L2GA030
- F027L2GA033

3000K

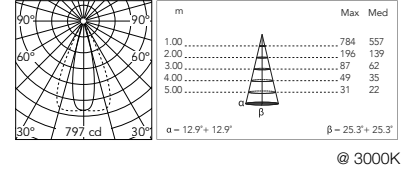
Non Dimmable

- F027L3GA001
- F027L3GA006
- F027L3GA012
- F027L3GA018
- F027L3GA030
- F027L3GA033

4000K

Non Dimmable

- F027L4GA001
- F027L4GA006
- F027L4GA012
- F027L4GA018
- F027L4GA030
- F027L4GA033



Optic Wall Washer

Power Led: 5W - 481 lm ≠ FIXT 321 lm - 2700K/CRI 80 - 220-240V / 5W - 493 lm ≠ FIXT 329 lm - 3000K/CRI 80 - 220-240V / 5W - 540 lm ≠ FIXT 360 lm - 4000K/CRI 80 - 220-240V

2700K

Non Dimmable

- F027L2HA001
- F027L2HA006
- F027L2HA012
- F027L2HA018
- F027L2HA030
- F027L2HA033

3000K

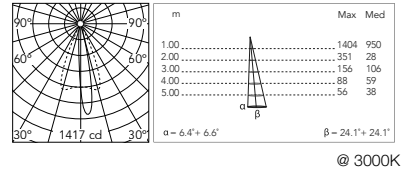
Non Dimmable

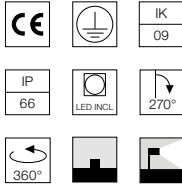
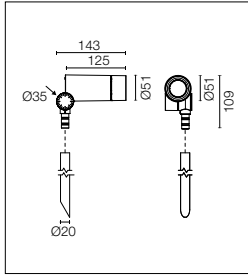
- F027L3HA001
- F027L3HA006
- F027L3HA012
- F027L3HA018
- F027L3HA030
- F027L3HA033

4000K

Non Dimmable

- F027L4HA001
- F027L4HA006
- F027L4HA012
- F027L4HA018
- F027L4HA030
- F027L4HA033





Sorgente Power LED inclusa. Equipaggiato con snoot integrato per un maggiore comfort visivo; accessorio visor a taglio asimmetrico disponibile. Accessori collimatori disponibili per variare le aperture del fascio luminoso. Alimentazione elettrica 220-240V ON/OFF integrata. Base di fssaggio inclusa. Dotata di spezzone di cavo uscente in neoprene da 5m; Accessori per connessione IP da ordinare separatamente; per garantire la tenuta è consigliabile utilizzare cavi flessibili idonei all'impiego in ambienti esterni. Accessorio asta per installazione a terra disponibile in due lunghezze da ordinare separatamente.

Power LED source included. Equipped with an integrated snoot for higher visual comfort. Collimators are available as an accessory to modify the beam opening. Integrated electric power supply 220-240V ON/OFF. Fixing plate included. The electrical connection is made on the inside of the plate by means of a watertight connector included. To guarantee its water tightness, it is recommended to use flexible cables designed for outdoor use. Ground spike for ground installations to be ordered separately.

2200K disponibile su richiesta.

2200K available on request.

Versione dimmerabile DALI disponibile su richiesta.

DALI dimmable version available on request.

Optic Spot 14°

Power Led: 5W - 481 lm ≠ FIXT 368 lm - 2700K/CRI 80 - 220-240V / 5W - 493 lm ≠ FIXT 377 lm - 3000K/CRI 80 - 220-240V / 5W - 540 lm ≠ FIXT 413 lm - 4000K/CRI 80 - 220-240V

2700K

Non Dimmable

- F027G2BA001
- F027G2BA006
- F027G2BA012
- F027G2BA018
- F027G2BA030
- F027G2BA033

3000K

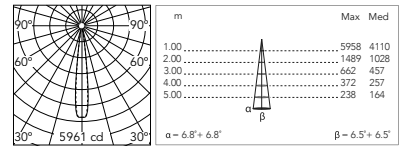
Non Dimmable

- F027G3BA001
- F027G3BA006
- F027G3BA012
- F027G3BA018
- F027G3BA030
- F027G3BA033

4000K

Non Dimmable

- F027G4BA001
- F027G4BA006
- F027G4BA012
- F027G4BA018
- F027G4BA030
- F027G4BA033



@ 3000K

Optic Medium Flood 26°

Power Led: 5W - 481 lm ≠ FIXT 337 lm - 2700K/CRI 80 - 220-240V / 5W - 493 lm ≠ FIXT 346 lm - 3000K/CRI 80 - 220-240V / 5W - 540 lm ≠ FIXT 378 lm - 4000K/CRI 80 - 220-240V

2700K

Non Dimmable

- F027G2CA001
- F027G2CA006
- F027G2CA012
- F027G2CA018
- F027G2CA030
- F027G2CA033

3000K

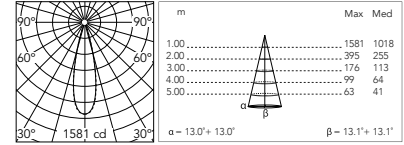
Non Dimmable

- F027G3CA001
- F027G3CA006
- F027G3CA012
- F027G3CA018
- F027G3CA030
- F027G3CA033

4000K

Non Dimmable

- F027G4CA001
- F027G4CA006
- F027G4CA012
- F027G4CA018
- F027G4CA030
- F027G4CA033



@ 3000K

Optic Flood 36°

Power Led: 5W - 481 lm ≠ FIXT 332 lm - 2700K/CRI 80 - 220-240V / 5W - 493 lm ≠ FIXT 340 lm - 3000K/CRI 80 - 220-240V / 5W - 540 lm ≠ FIXT 373 lm - 4000K/CRI 80 - 220-240V

2700K

Non Dimmable

- F027G2DA001
- F027G2DA006
- F027G2DA012
- F027G2DA018
- F027G2DA030
- F027G2DA033

3000K

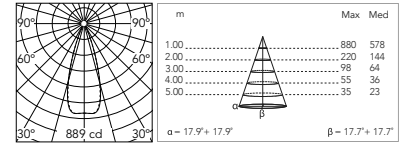
Non Dimmable

- F027G3DA001
- F027G3DA006
- F027G3DA012
- F027G3DA018
- F027G3DA030
- F027G3DA033

4000K

Non Dimmable

- F027G4DA001
- F027G4DA006
- F027G4DA012
- F027G4DA018
- F027G4DA030
- F027G4DA033



@ 3000K

Optic Wide Flood 50°

Power Led: 5W - 481 lm ≠ FIXT 324 lm - 2700K/CRI 80 - 220-240V / 5W - 493 lm ≠ FIXT 332 lm - 3000K/CRI 80 - 220-240V / 5W - 540 lm ≠ FIXT 363 lm - 4000K/CRI 80 - 220-240V

2700K

Non Dimmable

- F027G2EA001
- F027G2EA006
- F027G2EA012
- F027G2EA018
- F027G2EA030
- F027G2EA033

3000K

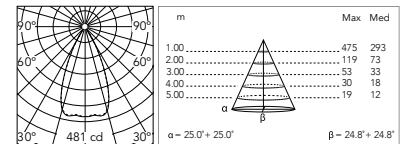
Non Dimmable

- F027G3EA001
- F027G3EA006
- F027G3EA012
- F027G3EA018
- F027G3EA030
- F027G3EA033

4000K

Non Dimmable

- F027G4EA001
- F027G4EA006
- F027G4EA012
- F027G4EA018
- F027G4EA030
- F027G4EA033



@ 3000K

Spine F 0 Ultra

Optic Elliptical 1 12° x 50°

Power Led: 5W - 481 lm ≠ FIXT 342 lm - 2700K/CRI 80 - 220-240V / 5W - 493 lm ≠ FIXT 350 lm - 3000K/CRI 80 - 220-240V / 5W - 540 lm ≠ FIXT 383 lm - 4000K/CRI 80 - 220-240V

2700K

Non Dimmable

- F027G2FA001
- F027G2FA006
- F027G2FA012
- F027G2FA018
- F027G2FA030
- F027G2FA033

3000K

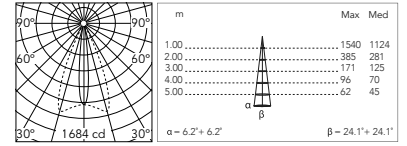
Non Dimmable

- F027G3FA001
- F027G3FA006
- F027G3FA012
- F027G3FA018
- F027G3FA030
- F027G3FA033

4000K

Non Dimmable

- F027G4FA001
- F027G4FA006
- F027G4FA012
- F027G4FA018
- F027G4FA030
- F027G4FA033



@ 3000K

Optic Elliptical 2 26° x 51°

Power Led: 5W - 481 lm ≠ FIXT 334 lm - 2700K/CRI 80 - 220-240V / 5W - 493 lm ≠ FIXT 342 lm - 3000K/CRI 80 - 220-240V / 5W - 540 lm ≠ FIXT 375 lm - 4000K/CRI 80 - 220-240V

2700K

Non Dimmable

- F027G2GA001
- F027G2GA006
- F027G2GA012
- F027G2GA018
- F027G2GA030
- F027G2GA033

3000K

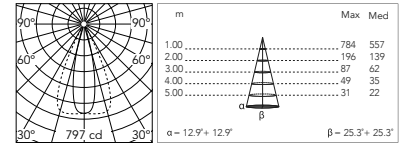
Non Dimmable

- F027G3GA001
- F027G3GA006
- F027G3GA012
- F027G3GA018
- F027G3GA030
- F027G3GA033

4000K

Non Dimmable

- F027G4GA001
- F027G4GA006
- F027G4GA012
- F027G4GA018
- F027G4GA030
- F027G4GA033



@ 3000K

Optic Wall Washer

Power Led: 5W - 481 lm ≠ FIXT 321 lm - 2700K/CRI 80 - 220-240V / 5W - 493 lm ≠ FIXT 329 lm - 3000K/CRI 80 - 220-240V / 5W - 540 lm ≠ FIXT 360 lm - 4000K/CRI 80 - 220-240V

2700K

Non Dimmable

- F027G2HA001
- F027G2HA006
- F027G2HA012
- F027G2HA018
- F027G2HA030
- F027G2HA033

3000K

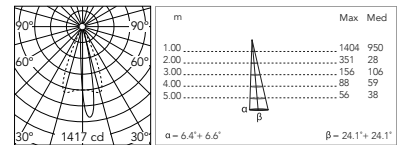
Non Dimmable

- F027G3HA001
- F027G3HA006
- F027G3HA012
- F027G3HA018
- F027G3HA030
- F027G3HA033

4000K

Non Dimmable

- F027G4HA001
- F027G4HA006
- F027G4HA012
- F027G4HA018
- F027G4HA030
- F027G4HA033



@ 3000K

Spine F 0: Accessori / Accessories

Visor	Visor	<ul style="list-style-type: none"> ○ F027Z050001 ● F027Z050006 ● F027Z050012 ● F027Z050018 ● F027Z050030 ● F027Z050033 	
-------	-------	------------------------------------------------------------------------------------------------------------------------------------------------------------------------------------	--


Spine F 0 Ultra: Accessori / Accessories

Honeycomb	Honeycomb Louvre	F027Z060000	
-----------	------------------	-------------	--

Gelbox IPX8 per connessione elettrica.	Gelbox IPX8 for splicing connectors.	F990C100000	
----------------------------------------	--------------------------------------	-------------	--

Lenti converter / Converter lenses:

- Converter Spine 1 Optic Medium Flood	F029Z010000
- Converter Spine 1 Optic Flood	F029Z011000
- Converter Spine 1 Optic Wide Flood	F029Z012000
- Converter Spine 1 Optic Elliptic 1	F029Z013000
- Converter Spine 1 Optic Elliptic 2	F029Z014000
- Converter Spine 1 Optic Wall Washer	F029Z015000



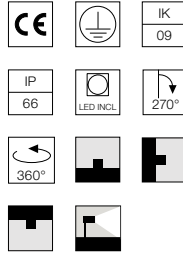
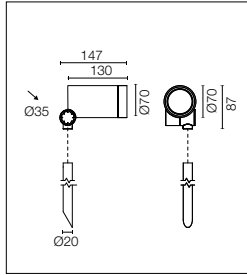
Sistema di giunzione IP68 H2O Stop anti-condensa a 2 vie 4 poli.	2 way terminal block 4 poles IP68 H2O Stop.	F990C00A000	
------------------------------------------------------------------	---------------------------------------------	-------------	--

Sistema di giunzione IP68 H2O Stop anti-condensa a 3/4 vie 4 poli. (Ø5,5÷12mm cavo).	3/4 way terminal block 4 poles IP68 H2O Stop. (ø5,5÷12mm cable).	F990C010000	
--------------------------------------------------------------------------------------	------------------------------------------------------------------	-------------	--

Asta lunghezza 200 - 500 mm fuori terra per installazione nel terreno	Pole with an overground length of 200 - 500 mm for ground installation.	200 mm	
		<ul style="list-style-type: none"> ○ F026Z020001 ● F026Z020006 ● F026Z020012 ● F026Z020018 ● F026Z020030 ● F026Z020033 	
		500 mm	<ul style="list-style-type: none"> ○ F026Z030001 ● F026Z030006 ● F026Z030012 ● F026Z030018 ● F026Z030030 ● F026Z030033



Spine F 1 Absolute



Sorgente COB LED inclusa. Alimentazione elettrica 220-240V ON/OFF integrata. Dotata di spezzone di cavo uscente in neoprene da 5m (10m a richiesta) per connessione elettrica remota; per garantire la tenuta è consigliabile utilizzare cavi flessibili idonei all'impiego in ambienti esterni. Accessorio asta per installazione a terra disponibile in due lunghezze da ordinare separatamente. Versione dimmerabile 1-10V o DALI con alimentatore remoto 24Vdc a richiesta.

LED COB light source included. Integrated electric power supply 220-240V ON/OFF. Equipped with a 5m neoprene cable (10m upon request) for remote connection. To guarantee its water tightness, it is recommended to use flexible cables designed for outdoor use. The rod for ground installations is available in two sizes and needs to be ordered separately. Upon request: 1-10V or DALI dimmable version with 24Vdc remote power supply.

Optic Spot 15°

CoB Led: 11W - 1247 lm ≠ FIXT 923 lm - 2700K/CRI 80 - 220-240V / 11W - 1325 lm ≠ FIXT 982 lm - 3000K/CRI 80 - 220-240V / 11W - 1364 lm ≠ FIXT 1011 lm - 4000K/CRI 80 - 220-240V

2700K

Non Dimmable

- F025F2BA001
- F025F2BA006
- F025F2BA012
- F025F2BA018
- F025F2BA030
- F025F2BA033

3000K

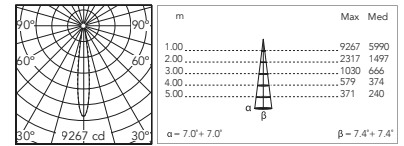
Non Dimmable

- F025F3BA001
- F025F3BA006
- F025F3BA012
- F025F3BA018
- F025F3BA030
- F025F3BA033

4000K

Non Dimmable

- F025F4BA001
- F025F4BA006
- F025F4BA012
- F025F4BA018
- F025F4BA030
- F025F4BA033



@ 3000K

Optic Medium Flood 33°

CoB Led: 11W - 1247 lm ≠ FIXT 906 lm - 2700K/CRI 80 - 220-240V / 11W - 1325 lm ≠ FIXT 964 lm - 3000K/CRI 80 - 220-240V / 11W - 1364 lm ≠ FIXT 993 lm - 4000K/CRI 80 - 220-240V

2700K

Non Dimmable

- F025F2CA001
- F025F2CA006
- F025F2CA012
- F025F2CA018
- F025F2CA030
- F025F2CA033

3000K

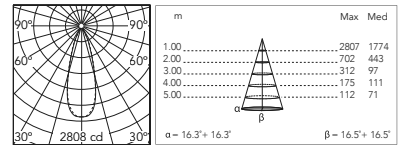
Non Dimmable

- F025F3CA001
- F025F3CA006
- F025F3CA012
- F025F3CA018
- F025F3CA030
- F025F3CA033

4000K

Non Dimmable

- F025F4CA001
- F025F4CA006
- F025F4CA012
- F025F4CA018
- F025F4CA030
- F025F4CA033



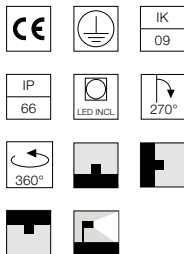
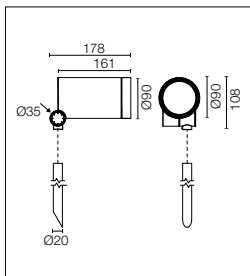
@ 3000K

Spine F 1 / F 2 Absolute: Accessori / Accessories

Honeycomb	Honeycomb Louvre	Spine F 1 F025Z060000		
Honeycomb	Honeycomb Louvre	Spine F 2 F026Z060000		
Gelbox IPX8 per connessione elettrica.	Gelbox IPX8 for splicing connectors.	Spine F 1 F990C100000		
Gelbox IPX8 per connessione elettrica.	Gelbox IPX8 for splicing connectors.	Spine F 2 F990C110000		

Spine F 1 / F 2 Absolute: Accessori per versioni non dimmable / Accessories for non-dimmable versions

Sistema di giunzione IP68 H2O Stop anti-condensa a 2 vie 4 poli.	2 way terminal block 4 poles IP68 H2O Stop.	F990C00A000		
Sistema di giunzione IP68 H2O Stop anti-condensa a 3/4 vie 4 poli. (Ø5,5÷12mm cavo).	3/4 way terminal block 4 poles IP68 H2O Stop. (Ø5,5÷12mm cavo).	F990C010000		



Sorgente COB LED inclusa. Alimentazione elettrica 220-240V ON/ OFF e dimmerabile 1-10V o DALI integrata. Dotata di spezzone di cavo uscente in neoprene da 5m (10m a richiesta) per connessione elettrica remota; per garantire la tenuta è consigliabile utilizzare cavi flessibili idonei all'impiego in ambienti esterni. Accessorio asta per installazione a terra disponibile in due lunghezze da ordinare separatamente.

LED COB light source included. Integrated electric power supply 220-240V ON/OFF and adjustable 1-10V or DALI. Equipped with a 5m neoprene cable (10m upon request) for remote connection. To guarantee its water tightness, it is recommended to use flexible cables designed for outdoor use. The rod for ground installations is available in two sizes and needs to be ordered separately.

Optic Spot 22°

CoB Led: 19,5W - 2197 lm ≠ FIXT 1939 lm - 2700K/CRI 80 - 220-240V / 19,5W - 2367 lm ≠ FIXT 2085 lm - 3000K/CRI 80 - 220-240V / 19,5W - 2497 lm ≠ FIXT 2120 lm - 4000K/CRI 80 - 220-240V

2700K

Non Dimmable

- F026F2BA001.A
- F026F2BA006.A
- F026F2BA012.A
- F026F2BA018.A
- F026F2BA030.A
- F026F2BA033.A
- 1-10V
- F026F2BB001.A
- F026F2BB006.A
- F026F2BB012.A
- F026F2BB018.A
- F026F2BB030.A
- F026F2BB033.A
- Dali
- F026F2BD001.A
- F026F2BD006.A
- F026F2BD012.A
- F026F2BD018.A
- F026F2BD030.A
- F026F2BD033.A

3000K

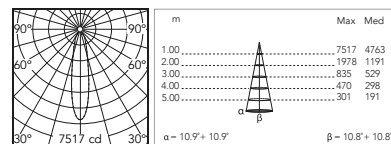
Non Dimmable

- F026F3BA001.A
- F026F3BA006.A
- F026F3BA012.A
- F026F3BA018.A
- F026F3BA030.A
- F026F3BA033.A
- 1-10V
- F026F3BB001.A
- F026F3BB006.A
- F026F3BB012.A
- F026F3BB018.A
- F026F3BB030.A
- F026F3BB033.A
- Dali
- F026F3BD001.A
- F026F3BD006.A
- F026F3BD012.A
- F026F3BD018.A
- F026F3BD030.A
- F026F3BD033.A

4000K

Non Dimmable

- F026F4BA001.A
- F026F4BA006.A
- F026F4BA012.A
- F026F4BA018.A
- F026F4BA030.A
- F026F4BA033.A
- 1-10V
- F026F4BB001.A
- F026F4BB006.A
- F026F4BB012.A
- F026F4BB018.A
- F026F4BB030.A
- F026F4BB033.A
- Dali
- F026F4BD001.A
- F026F4BD006.A
- F026F4BD012.A
- F026F4BD018.A
- F026F4BD030.A
- F026F4BD033.A



@ 3000K

Optic Medium Flood 43°

CoB Led: 19,5W - 2197 lm ≠ FIXT 2026 lm - 2700K/CRI 80 - 220-240V / 19,5W - 2367 lm ≠ FIXT 2178 lm - 3000K/CRI 80 - 220-240V / 19,5W - 2497 lm ≠ FIXT 2298 lm - 4000K/CRI 80 - 220-240V

2700K

Non Dimmable

- F026F2CA001.A
- F026F2CA006.A
- F026F2CA012.A
- F026F2CA018.A
- F026F2CA030.A
- F026F2CA033.A
- 1-10V
- F026F2CB001.A
- F026F2CB006.A
- F026F2CB012.A
- F026F2CB018.A
- F026F2CB030.A
- F026F2CB033.A
- Dali
- F026F2CD001.A
- F026F2CD006.A
- F026F2CD012.A
- F026F2CD018.A
- F026F2CD030.A
- F026F2CD033.A

3000K

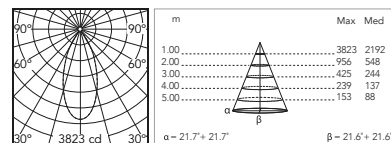
Non Dimmable

- F026F3CA001.A
- F026F3CA006.A
- F026F3CA012.A
- F026F3CA018.A
- F026F3CA030.A
- F026F3CA033.A
- 1-10V
- F026F3CB001.A
- F026F3CB006.A
- F026F3CB012.A
- F026F3CB018.A
- F026F3CB030.A
- F026F3CB033.A
- Dali
- F026F3CD001.A
- F026F3CD006.A
- F026F3CD012.A
- F026F3CD018.A
- F026F3CD030.A
- F026F3CD033.A

4000K

Non Dimmable

- F026F4CA001.A
- F026F4CA006.A
- F026F4CA012.A
- F026F4CA018.A
- F026F4CA030.A
- F026F4CA033.A
- 1-10V
- F026F4CB001.A
- F026F4CB006.A
- F026F4CB012.A
- F026F4CB018.A
- F026F4CB030.A
- F026F4CB033.A
- Dali
- F026F4CD001.A
- F026F4CD006.A
- F026F4CD012.A
- F026F4CD018.A
- F026F4CD030.A
- F026F4CD033.A



@ 3000K

Spine F 2 Absolute: Accessori per versioni Dimmerabili / Accessories for dimmable versions

Kit connettore 5 poli presa volante + spina EU IP68.

Connector kit 5-pole flying socket + EU plug IP68.

F990C080000

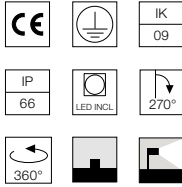
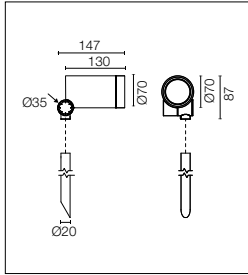


Scatola di derivazione 5 poli 4 vie IP68 (cavi 6-14 mm).

4 way junction box 5 poles IP68 (6-14 mm cables).

F990C030000





Sorgente Power LED inclusa. Equipaggiato con snoot integrato per un maggiore comfort visivo. Accessori collimatori disponibili per variare le aperture del fascio luminoso. Alimentazione elettrica 220-240V ON/OFF integrata. Dotata di spezzone di cavo uscente in neoprene da 5m (10m a richiesta) per connessione elettrica remota; per garantire la tenuta è consigliabile utilizzare cavi flessibili idonei all'impiego in ambienti esterni. Accessorio asta per installazione a terra disponibile in due lunghezze da ordinare separatamente. Versione dimmerabile 1-10V o DALI con alimentatore remoto 24Vdc a richiesta.

Power LED source included. Equipped with an integrated snoot for higher visual comfort: the asymmetrical cut visor is available as an accessory. Collimators are available as an accessory to modify the beam opening. Integrated electric power supply 220-240V ON/OFF. Equipped with a 5m neoprene cable (10m upon request) for remote connection. To guarantee its water tightness, it is recommended to use flexible cables designed for outdoor use. The rod for ground installations is available in two sizes and needs to be ordered separately. Upon request: 1-10V or DALI dimmable version with 24Vdc remote power supply.

2200K disponibile su richiesta.

2200K available on request.

Optic Narrow Spot 7°

Power Led: 3,5W - 168 lm ≠ FIXT 143 lm - 2700K/CRI 80 - 220-240V / 3,5W - 174 lm ≠ FIXT 149 lm - 3000K/CRI 80 - 220-240V / 3,5W - 180 lm ≠ FIXT 154 lm - 4000K/CRI 80 - 220-240V

2700K

Non Dimmable

- F025L2AA001
- F025L2AA006
- F025L2AA012
- F025L2AA018
- F025L2AA030
- F025L2AA033

3000K

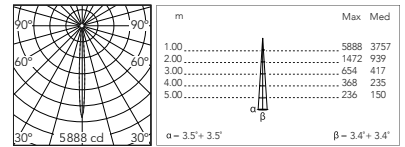
Non Dimmable

- F025L3AA001
- F025L3AA006
- F025L3AA012
- F025L3AA018
- F025L3AA030
- F025L3AA033

4000K

Non Dimmable

- F025L4AA001
- F025L4AA006
- F025L4AA012
- F025L4AA018
- F025L4AA030
- F025L4AA033



@ 3000K

Optic Spot 14°

Power Led: 7,9W - 671 lm ≠ FIXT 550 lm - 2700K/CRI 80 - 220-240V / 7,9W - 696 lm ≠ FIXT 571 lm - 3000K/CRI 80 - 220-240V / 7,9W - 720 lm ≠ FIXT 591 lm - 4000K/CRI 80 - 220-240V

2700K

Non Dimmable

- F025L2BA001
- F025L2BA006
- F025L2BA012
- F025L2BA018
- F025L2BA030
- F025L2BA033

3000K

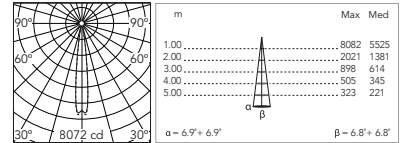
Non Dimmable

- F025L3BA001
- F025L3BA006
- F025L3BA012
- F025L3BA018
- F025L3BA030
- F025L3BA033

4000K

Non Dimmable

- F025L4BA001
- F025L4BA006
- F025L4BA012
- F025L4BA018
- F025L4BA030
- F025L4BA033



@ 3000K

Optic Medium Flood 24,5°

Power Led: 7,9W - 671 lm ≠ FIXT 499 lm - 2700K/CRI 80 - 220-240V / 7,9W - 696 lm ≠ FIXT 518 lm - 3000K/CRI 80 - 220-240V / 7,9W - 720 lm ≠ FIXT 536 lm - 4000K/CRI 80 - 220-240V

2700K

Non Dimmable

- F025L2CA001
- F025L2CA006
- F025L2CA012
- F025L2CA018
- F025L2CA030
- F025L2CA033

3000K

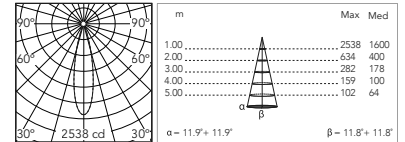
Non Dimmable

- F025L3CA001
- F025L3CA006
- F025L3CA012
- F025L3CA018
- F025L3CA030
- F025L3CA033

4000K

Non Dimmable

- F025L4CA001
- F025L4CA006
- F025L4CA012
- F025L4CA018
- F025L4CA030
- F025L4CA033



@ 3000K

Optic Flood 32°

Power Led: 7,9W - 671 lm ≠ FIXT 482 lm - 2700K/CRI 80 - 220-240V / 7,9W - 696 lm ≠ FIXT 500 lm - 3000K/CRI 80 - 220-240V / 7,9W - 720 lm ≠ FIXT 518 lm - 4000K/CRI 80 - 220-240V

2700K

Non Dimmable

- F025L2DA001
- F025L2DA006
- F025L2DA012
- F025L2DA018
- F025L2DA030
- F025L2DA033

3000K

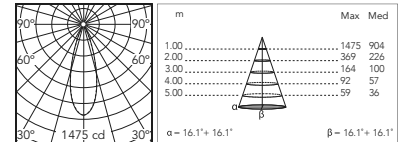
Non Dimmable

- F025L3DA001
- F025L3DA006
- F025L3DA012
- F025L3DA018
- F025L3DA030
- F025L3DA033

4000K

Non Dimmable

- F025L4DA001
- F025L4DA006
- F025L4DA012
- F025L4DA018
- F025L4DA030
- F025L4DA033



@ 3000K

Optic Wide Flood 49°

Power Led: 7,9W - 671 lm ≠ FIXT 480 lm - 2700K/CRI 80 - 220-240V / 7,9W - 696 lm ≠ FIXT 490 lm - 3000K/CRI 80 - 220-240V / 7,9W - 720 lm ≠ FIXT 505 lm - 4000K/CRI 80 - 220-240V

2700K

Non Dimmable

- F025L2EA001
- F025L2EA006
- F025L2EA012
- F025L2EA018
- F025L2EA030
- F025L2EA033

3000K

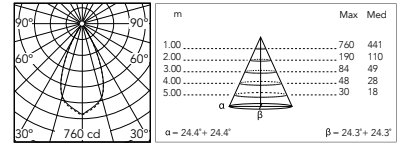
Non Dimmable

- F025L3EA001
- F025L3EA006
- F025L3EA012
- F025L3EA018
- F025L3EA030
- F025L3EA033

4000K

Non Dimmable

- F025L4EA001
- F025L4EA006
- F025L4EA012
- F025L4EA018
- F025L4EA030
- F025L4EA033



@ 3000K

Optic Elliptical 1 13,5° x 50°

Power Led: 7,9W - 671 lm ≠ FIXT 500 lm - 2700K/CRI 80 - 220-240V / 7,9W - 696 lm ≠ FIXT 519 lm - 3000K/CRI 80 - 220-240V / 7,9W - 720 lm ≠ FIXT 537 lm - 4000K/CRI 80 - 220-240V

2700K

Non Dimmable

- F025L2FA001
- F025L2FA006
- F025L2FA012
- F025L2FA018
- F025L2FA030
- F025L2FA033

3000K

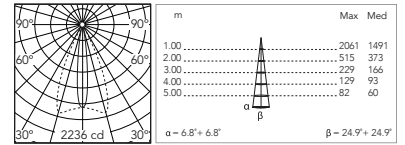
Non Dimmable

- F025L3FA001
- F025L3FA006
- F025L3FA012
- F025L3FA018
- F025L3FA030
- F025L3FA033

4000K

Non Dimmable

- F025L4FA001
- F025L4FA006
- F025L4FA012
- F025L4FA018
- F025L4FA030
- F025L4FA033



@ 3000K

Optic Elliptical 2 26° x 51°

Power Led: 7,9W - 671 lm ≠ FIXT 487 lm - 2700K/CRI 80 - 220-240V / 7,9W - 696 lm ≠ FIXT 505 lm - 3000K/CRI 80 - 220-240V / 7,9W - 720 lm ≠ FIXT 523 lm - 4000K/CRI 80 - 220-240V

2700K

Non Dimmable

- F025L2GA001
- F025L2GA006
- F025L2GA012
- F025L2GA018
- F025L2GA030
- F025L2GA033

3000K

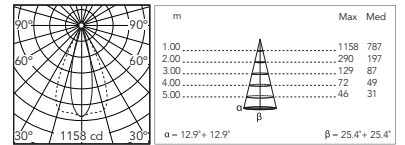
Non Dimmable

- F025L3GA001
- F025L3GA006
- F025L3GA012
- F025L3GA018
- F025L3GA030
- F025L3GA033

4000K

Non Dimmable

- F025L4GA001
- F025L4GA006
- F025L4GA012
- F025L4GA018
- F025L4GA030
- F025L4GA033



@ 3000K

Optic Wall Washer

Power Led: 7,9W - 671 lm ≠ FIXT 471 lm - 2700K/CRI 80 - 220-240V / 7,9W - 696 lm ≠ FIXT 489 lm - 3000K/CRI 80 - 220-240V / 7,9W - 720 lm ≠ FIXT 506 lm - 4000K/CRI 80 - 220-240V

2700K

Non Dimmable

- F025L2HA001
- F025L2HA006
- F025L2HA012
- F025L2HA018
- F025L2HA030
- F025L2HA033

3000K

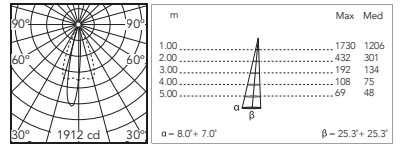
Non Dimmable

- F025L3HA001
- F025L3HA006
- F025L3HA012
- F025L3HA018
- F025L3HA030
- F025L3HA033

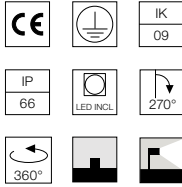
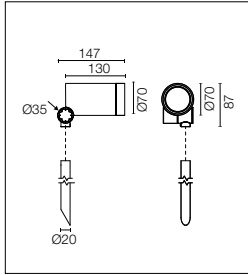
4000K

Non Dimmable

- F025L4HA001
- F025L4HA006
- F025L4HA012
- F025L4HA018
- F025L4HA030
- F025L4HA033



@ 3000K



Sorgente Power LED ad alta efficienza inclusa. Equipaggiato con snoot integrato per un maggiore comfort visivo. Accessori collimatori disponibili per variare le aperture del fascio luminoso. Alimentazione elettrica 220-240V ON/OFF integrata. Dotata di spezzone di cavo uscente in neoprene da 5m (10m a richiesta) per connessione elettrica remota; per garantire la tenuta è consigliabile utilizzare cavi flessibili idonei all'impiego in ambienti esterni. Accessorio asta per installazione a terra disponibile in due lunghezze da ordinare separatamente. Versione dimmerabile 1-10V o DALI con alimentatore remoto 24Vdc a richiesta.

Energy-efficient Power LED source included Equipped with an integrated snoot for higher visual comfort: the asymmetrical cut visor is available as an accessory. Collimators are available as an accessory to modify the beam opening. Integrated electric power supply 220-240V ON/OFF. Equipped with a 5m neoprene cable (10m upon request) for remote connection. To guarantee its water tightness, it is recommended to use flexible cables designed for outdoor use. The rod for ground installations is available in two sizes and needs to be ordered separately. Upon request: 1-10V or DALI dimmable version with 24Vdc remote power supply.

Optic Spot 12°

Power Led: 10,5W - 920 lm ≠ FIXT 680 lm - 2700K/CRI 80 - 220-240V / 10,5W - 966 lm ≠ FIXT 706 lm - 3000K/CRI 80 - 220-240V / 10,5W - 1012 lm ≠ FIXT 730 lm - 4000K/CRI 80 - 220-240V

2700K

Non Dimmable

- F025M2BA001
- F025M2BA006
- F025M2BA012
- F025M2BA018
- F025M2BA030
- F025M2BA033

3000K

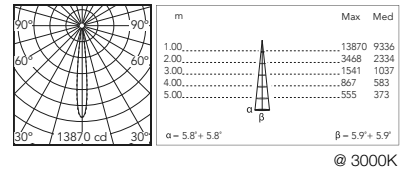
Non Dimmable

- F025M3BA001
- F025M3BA006
- F025M3BA012
- F025M3BA018
- F025M3BA030
- F025M3BA033

4000K

Non Dimmable

- F025M4BA001
- F025M4BA006
- F025M4BA012
- F025M4BA018
- F025M4BA030
- F025M4BA033



Optic Medium Flood 26,5°

Power Led: 10,5W - 920 lm ≠ FIXT 594 lm - 2700K/CRI 80 - 220-240V / 10,5W - 966 lm ≠ FIXT 630 lm - 3000K/CRI 80 - 220-240V / 10,5W - 1012 lm ≠ FIXT 654 lm - 4000K/CRI 80 - 220-240V

2700K

Non Dimmable

- F025M2CA001
- F025M2CA006
- F025M2CA012
- F025M2CA018
- F025M2CA030
- F025M2CA033

3000K

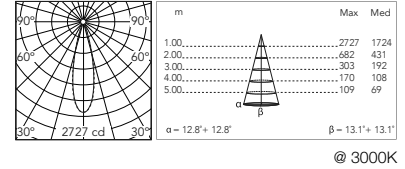
Non Dimmable

- F025M3CA001
- F025M3CA006
- F025M3CA012
- F025M3CA018
- F025M3CA030
- F025M3CA033

4000K

Non Dimmable

- F025M4CA001
- F025M4CA006
- F025M4CA012
- F025M4CA018
- F025M4CA030
- F025M4CA033



Optic Flood 33,5°

Power Led: 10,5W - 920 lm ≠ FIXT 592 lm - 2700K/CRI 80 - 220-240V / 10,5W - 966 lm ≠ FIXT 627 lm - 3000K/CRI 80 - 220-240V / 10,5W - 1012 lm ≠ FIXT 651 lm - 4000K/CRI 80 - 220-240V

2700K

Non Dimmable

- F025M2DA001
- F025M2DA006
- F025M2DA012
- F025M2DA018
- F025M2DA030
- F025M2DA033

3000K

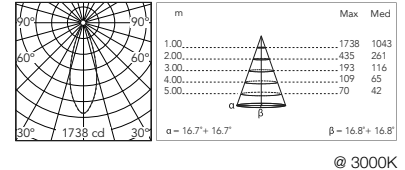
Non Dimmable

- F025M3DA001
- F025M3DA006
- F025M3DA012
- F025M3DA018
- F025M3DA030
- F025M3DA033

4000K

Non Dimmable

- F025M4DA001
- F025M4DA006
- F025M4DA012
- F025M4DA018
- F025M4DA030
- F025M4DA033



Optic Wide Flood 50°

Power Led: 10,5W - 920 lm ≠ FIXT 591 lm - 2700K/CRI 80 - 220-240V / 10,5W - 966 lm ≠ FIXT 619 lm - 3000K/CRI 80 - 220-240V / 10,5W - 1012 lm ≠ FIXT 650 lm - 4000K/CRI 80 - 220-240V

2700K

Non Dimmable

- F025M2EA001
- F025M2EA006
- F025M2EA012
- F025M2EA018
- F025M2EA030
- F025M2EA033

3000K

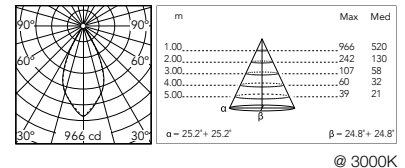
Non Dimmable

- F025M3EA001
- F025M3EA006
- F025M3EA012
- F025M3EA018
- F025M3EA030
- F025M3EA033

4000K

Non Dimmable

- F025M4EA001
- F025M4EA006
- F025M4EA012
- F025M4EA018
- F025M4EA030
- F025M4EA033



Spine F 1 Pro Hp

Optic Elliptical 1 11,5° x 49°

Power Led: 10,5W - 920 lm ≠ FIXT 603 lm - 2700K/CRI 80 - 220-240V / 10,5W - 966 lm ≠ FIXT 639 lm - 3000K/CRI 80 - 220-240V / 10,5W - 1012 lm ≠ FIXT 663 lm - 4000K/CRI 80 - 220-240V

2700K

Non Dimmable

- F025M2FA001
- F025M2FA006
- F025M2FA012
- F025M2FA018
- F025M2FA030
- F025M2FA033

3000K

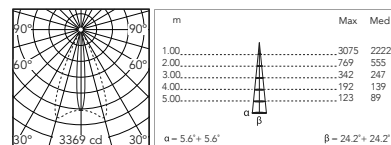
Non Dimmable

- F025M3FA001
- F025M3FA006
- F025M3FA012
- F025M3FA018
- F025M3FA030
- F025M3FA033

4000K

Non Dimmable

- F025M4FA001
- F025M4FA006
- F025M4FA012
- F025M4FA018
- F025M4FA030
- F025M4FA033



@ 3000K

Optic Elliptical 2 25,5° x 50°

Power Led: 10,5W - 920 lm ≠ FIXT 601 lm - 2700K/CRI 80 - 220-240V / 10,5W - 966 lm ≠ FIXT 624 lm - 3000K/CRI 80 - 220-240V / 10,5W - 1012 lm ≠ FIXT 645 lm - 4000K/CRI 80 - 220-240V

2700K

Non Dimmable

- F025M2GA001
- F025M2GA006
- F025M2GA012
- F025M2GA018
- F025M2GA030
- F025M2GA033

3000K

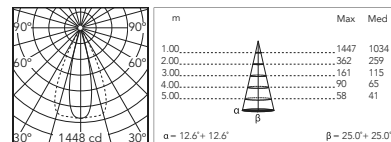
Non Dimmable

- F025M3GA001
- F025M3GA006
- F025M3GA012
- F025M3GA018
- F025M3GA030
- F025M3GA033

4000K

Non Dimmable

- F025M4GA001
- F025M4GA006
- F025M4GA012
- F025M4GA018
- F025M4GA030
- F025M4GA033



@ 3000K

Optic Wall Washer

Power Led: 10,5W - 920 lm ≠ FIXT 574 lm - 2700K/CRI 80 - 220-240V / 10,5W - 966 lm ≠ FIXT 609 lm - 3000K/CRI 80 - 220-240V / 10,5W - 1012 lm ≠ FIXT 631 lm - 4000K/CRI 80 - 220-240V

2700K

Non Dimmable

- F025M2HA001
- F025M2HA006
- F025M2HA012
- F025M2HA018
- F025M2HA030
- F025M2HA033

3000K

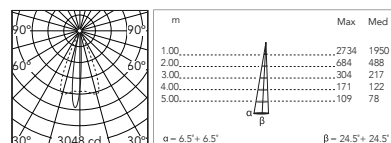
Non Dimmable

- F025M3HA001
- F025M3HA006
- F025M3HA012
- F025M3HA018
- F025M3HA030
- F025M3HA033

4000K

Non Dimmable

- F025M4HA001
- F025M4HA006
- F025M4HA012
- F025M4HA018
- F025M4HA030
- F025M4HA033



@ 3000K

Spine F 1 Pro: Accessori / Accessories

Honeycomb

Honeycomb Louvre

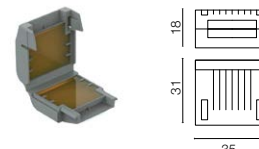
F025Z060000



Gelbox IPX8 per
connessione elettrica.

Gelbox IPX8 for splicing
connectors.

F990C100000



Lenti converter / Converter lenses:

- Converter Spine 1 Optic Medium Flood
- Converter Spine 1 Optic Flood
- Converter Spine 1 Optic Wide Flood
- Converter Spine 1 Optic Elliptic 1
- Converter Spine 1 Optic Elliptic 2
- Converter Spine 1 Optic Wall Washer

F029Z010000
F029Z011000
F029Z012000
F029Z013000
F029Z014000
F029Z015000



Sistema di giunzione IP68
H2O Stop anti-condensa a
2 vie 4 poli.

2 way terminal block 4 poles
IP68 H2O Stop.

F990C00A000

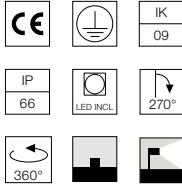
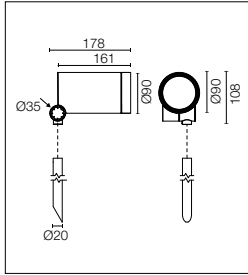


Sistema di giunzione IP68
H2O Stop anti-condensa a
3/4 vie 4 poli. (Ø5,5÷12mm
cavo).

3/4 way terminal block 4 poles
IP68 H2O Stop. (Ø5,5÷12mm
cable).

F990C010000





Sorgente Power LED inclusa. Equipaggiato con snoot integrato per un maggiore comfort visivo. Accessori collimatori disponibili per variare le aperture del fascio luminoso. Alimentazione elettrica 220-240V ON/OFF e dimmerabile 1-10V o DALI integrata. Dotata di spezzone di cavo uscente in neoprene da 5m (10m a richiesta) per connessione elettrica remota; per garantire la tenuta è consigliabile utilizzare cavi flessibili idonei all'impiego in ambienti esterni. Accessorio asta per installazione a terra disponibile in due lunghezze da ordinare separatamente.

Power LED source included. Equipped with an integrated snoot for higher visual comfort. Collimators are available as an accessory to modify the beam opening. Integrated electric power supply 220-240V ON/OFF and adjustable 1-10V or DALI. Equipped with a 5m neoprene cable (10m upon request) for remote connection. To guarantee its water tightness, it is recommended to use flexible cables designed for outdoor use. The rod for ground installations is available in two sizes and needs to be ordered separately.

Optic Narrow Spot
2200K disponibile su richiesta.

Optic Narrow Spot
2200K available on request.

Optic Narrow Spot 6°

Power Led: 4,1W - 248 lm ≠ FIXT 230 lm - 2700K/CRI 80 - 220-240V / 4,1W - 258 lm ≠ FIXT 239 lm - 3000K/CRI 80 - 220-240V / 4,1W - 267 lm ≠ FIXT 247 lm - 4000K/CRI 80 - 220-240V

2700K

Non Dimmable

- F026L2AA001
- F026L2AA006
- F026L2AA012
- F026L2AA018
- F026L2AA030
- F026L2AA033
- 1-10V
- F026L2AB001
- F026L2AB006
- F026L2AB012
- F026L2AB018
- F026L2AB030
- F026L2AB033
- Dali
- F026L2AD001
- F026L2AD006
- F026L2AD012
- F026L2AD018
- F026L2AD030
- F026L2AD033

3000K

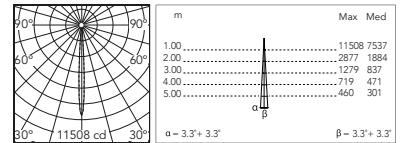
Non Dimmable

- F026L3AA001
- F026L3AA006
- F026L3AA012
- F026L3AA018
- F026L3AA030
- F026L3AA033
- 1-10V
- F026L3AB001
- F026L3AB006
- F026L3AB012
- F026L3AB018
- F026L3AB030
- F026L3AB033
- Dali
- F026L3AD001
- F026L3AD006
- F026L3AD012
- F026L3AD018
- F026L3AD030
- F026L3AD033

4000K

Non Dimmable

- F026L4AA001
- F026L4AA006
- F026L4AA012
- F026L4AA018
- F026L4AA030
- F026L4AA033
- 1-10V
- F026L4AB001
- F026L4AB006
- F026L4AB012
- F026L4AB018
- F026L4AB030
- F026L4AB033
- Dali
- F026L4AD001
- F026L4AD006
- F026L4AD012
- F026L4AD018
- F026L4AD030
- F026L4AD033



@ 3000K

Optic Spot 9,5°

Power Led: 10,5W - 920 lm ≠ FIXT 769 lm - 2700K/CRI 80 - 220-240V / 10,5W - 966 lm ≠ FIXT 808 lm - 3000K/CRI 80 - 220-240V / 10,5W - 1012 lm ≠ FIXT 846 lm - 4000K/CRI 80 - 220-240V

2700K

Non Dimmable

- F026L2BA001
- F026L2BA006
- F026L2BA012
- F026L2BA018
- F026L2BA030
- F026L2BA033
- 1-10V
- F026L2BB001
- F026L2BB006
- F026L2BB012
- F026L2BB018
- F026L2BB030
- F026L2BB033
- Dali
- F026L2BD001
- F026L2BD006
- F026L2BD012
- F026L2BD018
- F026L2BD030
- F026L2BD033

3000K

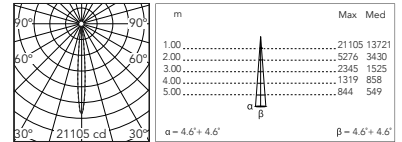
Non Dimmable

- F026L3BA001
- F026L3BA006
- F026L3BA012
- F026L3BA018
- F026L3BA030
- F026L3BA033
- 1-10V
- F026L3BB001
- F026L3BB006
- F026L3BB012
- F026L3BB018
- F026L3BB030
- F026L3BB033
- Dali
- F026L3BD001
- F026L3BD006
- F026L3BD012
- F026L3BD018
- F026L3BD030
- F026L3BD033

4000K

Non Dimmable

- F026L4BA001
- F026L4BA006
- F026L4BA012
- F026L4BA018
- F026L4BA030
- F026L4BA033
- 1-10V
- F026L4BB001
- F026L4BB006
- F026L4BB012
- F026L4BB018
- F026L4BB030
- F026L4BB033
- Dali
- F026L4BD001
- F026L4BD006
- F026L4BD012
- F026L4BD018
- F026L4BD030
- F026L4BD033



@ 3000K

Optic Medium Flood 28°

Power Led: 10,5W - 920 lm ≠ FIXT 715 lm - 2700K/CRI 80 - 220-240V / 10,5W - 966 lm ≠ FIXT 742 lm - 3000K/CRI 80 - 220-240V / 10,5W - 1012 lm ≠ FIXT 767 lm - 4000K/CRI 80 - 220-240V

2700K

Non Dimmable

- F026L2CA001
- F026L2CA006
- F026L2CA012
- F026L2CA018
- F026L2CA030
- F026L2CA033
- 1-10V
- F026L2CB001
- F026L2CB006
- F026L2CB012
- F026L2CB018
- F026L2CB030
- F026L2CB033
- Dali
- F026L2CD001
- F026L2CD006
- F026L2CD012
- F026L2CD018
- F026L2CD030
- F026L2CD033

3000K

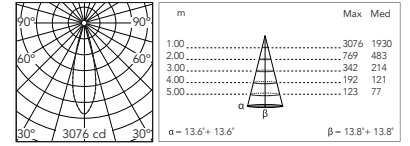
Non Dimmable

- F026L3CA001
- F026L3CA006
- F026L3CA012
- F026L3CA018
- F026L3CA030
- F026L3CA033
- 1-10V
- F026L3CB001
- F026L3CB006
- F026L3CB012
- F026L3CB018
- F026L3CB030
- F026L3CB033
- Dali
- F026L3CD001
- F026L3CD006
- F026L3CD012
- F026L3CD018
- F026L3CD030
- F026L3CD033

4000K

Non Dimmable

- F026L4CA001
- F026L4CA006
- F026L4CA012
- F026L4CA018
- F026L4CA030
- F026L4CA033
- 1-10V
- F026L4CB001
- F026L4CB006
- F026L4CB012
- F026L4CB018
- F026L4CB030
- F026L4CB033
- Dali
- F026L4CD001
- F026L4CD006
- F026L4CD012
- F026L4CD018
- F026L4CD030
- F026L4CD033



Optic Flood 33°

Power Led: 10,5W - 920 lm ≠ FIXT 695 lm - 2700K/CRI 80 - 220-240V / 10,5W - 966 lm ≠ FIXT 721 lm - 3000K/CRI 80 - 220-240V / 10,5W - 1012 lm ≠ FIXT 746 lm - 4000K/CRI 80 - 220-240V

2700K

Non Dimmable

- F026L2DA001
- F026L2DA006
- F026L2DA012
- F026L2DA018
- F026L2DA030
- F026L2DA033
- 1-10V
- F026L2DB001
- F026L2DB006
- F026L2DB012
- F026L2DB018
- F026L2DB030
- F026L2DB033
- Dali
- F026L2DD001
- F026L2DD006
- F026L2DD012
- F026L2DD018
- F026L2DD030
- F026L2DD033

3000K

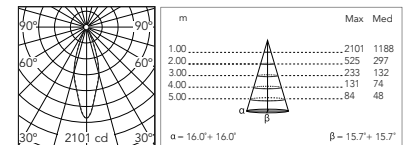
Non Dimmable

- F026L3DA001
- F026L3DA006
- F026L3DA012
- F026L3DA018
- F026L3DA030
- F026L3DA033
- 1-10V
- F026L3DB001
- F026L3DB006
- F026L3DB012
- F026L3DB018
- F026L3DB030
- F026L3DB033
- Dali
- F026L3DD001
- F026L3DD006
- F026L3DD012
- F026L3DD018
- F026L3DD030
- F026L3DD033

4000K

Non Dimmable

- F026L4DA001
- F026L4DA006
- F026L4DA012
- F026L4DA018
- F026L4DA030
- F026L4DA033
- 1-10V
- F026L4DB001
- F026L4DB006
- F026L4DB012
- F026L4DB018
- F026L4DB030
- F026L4DB033
- Dali
- F026L4DD001
- F026L4DD006
- F026L4DD012
- F026L4DD018
- F026L4DD030
- F026L4DD033



Optic Wide Flood 51°

Power Led: 10,5W - 920 lm ≠ FIXT 711 lm - 2700K/CRI 80 - 220-240V / 10,5W - 966 lm ≠ FIXT 741 lm - 3000K/CRI 80 - 220-240V / 10,5W - 1012 lm ≠ FIXT 778 lm - 4000K/CRI 80 - 220-240V

2700K

Non Dimmable

- F026L2EA001
- F026L2EA006
- F026L2EA012
- F026L2EA018
- F026L2EA030
- F026L2EA033
- 1-10V
- F026L2EB001
- F026L2EB006
- F026L2EB012
- F026L2EB018
- F026L2EB030
- F026L2EB033
- Dali
- F026L2ED001
- F026L2ED006
- F026L2ED012
- F026L2ED018
- F026L2ED030
- F026L2ED033

3000K

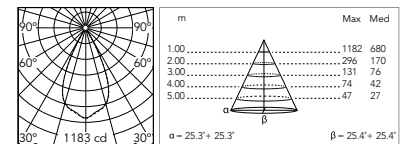
Non Dimmable

- F026L3EA001
- F026L3EA006
- F026L3EA012
- F026L3EA018
- F026L3EA030
- F026L3EA033
- 1-10V
- F026L3EB001
- F026L3EB006
- F026L3EB012
- F026L3EB018
- F026L3EB030
- F026L3EB033
- Dali
- F026L3ED001
- F026L3ED006
- F026L3ED012
- F026L3ED018
- F026L3ED030
- F026L3ED033

4000K

Non Dimmable

- F026L4EA001
- F026L4EA006
- F026L4EA012
- F026L4EA018
- F026L4EA030
- F026L4EA033
- 1-10V
- F026L4EB001
- F026L4EB006
- F026L4EB012
- F026L4EB018
- F026L4EB030
- F026L4EB033
- Dali
- F026L4ED001
- F026L4ED006
- F026L4ED012
- F026L4ED018
- F026L4ED030
- F026L4ED033



Spine F 2 Pro

Optic Elliptical 1 9,5° x 48°

Power Led: 10,5W - 920 lm ≠ FIXT 717 lm - 2700K/CRI 80 - 220-240V / 10,5W - 966 lm ≠ FIXT 744 lm - 3000K/CRI 80 - 220-240V / 10,5W - 1012 lm ≠ FIXT 770 lm - 4000K/CRI 80 - 220-240V

2700K

Non Dimmable

- F026L2FA001
- F026L2FA006
- F026L2FA012
- F026L2FA018
- F026L2FA030
- F026L2FA033
- 1-10V
- F026L2FB001
- F026L2FB006
- F026L2FB012
- F026L2FB018
- F026L2FB030
- F026L2FB033
- Dali
- F026L2FD001
- F026L2FD006
- F026L2FD012
- F026L2FD018
- F026L2FD030
- F026L2FD033

3000K

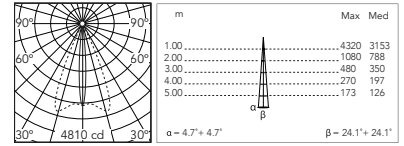
Non Dimmable

- F026L3FA001
- F026L3FA006
- F026L3FA012
- F026L3FA018
- F026L3FA030
- F026L3FA033
- 1-10V
- F026L3FB001
- F026L3FB006
- F026L3FB012
- F026L3FB018
- F026L3FB030
- F026L3FB033
- Dali
- F026L3FD001
- F026L3FD006
- F026L3FD012
- F026L3FD018
- F026L3FD030
- F026L3FD033

4000K

Non Dimmable

- F026L4FA001
- F026L4FA006
- F026L4FA012
- F026L4FA018
- F026L4FA030
- F026L4FA033
- 1-10V
- F026L4FB001
- F026L4FB006
- F026L4FB012
- F026L4FB018
- F026L4FB030
- F026L4FB033
- Dali
- F026L4FD001
- F026L4FD006
- F026L4FD012
- F026L4FD018
- F026L4FD030
- F026L4FD033



@ 3000K

Optic Elliptical 2 24° x 50°

Power Led: 10,5W - 920 lm ≠ FIXT 699 lm - 2700K/CRI 80 - 220-240V / 10,5W - 966 lm ≠ FIXT 725 lm - 3000K/CRI 80 - 220-240V / 10,5W - 1012 lm ≠ FIXT 750 lm - 4000K/CRI 80 - 220-240V

2700K

Non Dimmable

- F026L2GA001
- F026L2GA006
- F026L2GA012
- F026L2GA018
- F026L2GA030
- F026L2GA033
- 1-10V
- F026L2GB001
- F026L2GB006
- F026L2GB012
- F026L2GB018
- F026L2GB030
- F026L2GB033
- Dali
- F026L2GD001
- F026L2GD006
- F026L2GD012
- F026L2GD018
- F026L2GD030
- F026L2GD033

3000K

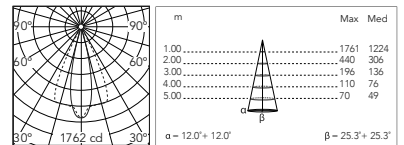
Non Dimmable

- F026L3GA001
- F026L3GA006
- F026L3GA012
- F026L3GA018
- F026L3GA030
- F026L3GA033
- 1-10V
- F026L3GB001
- F026L3GB006
- F026L3GB012
- F026L3GB018
- F026L3GB030
- F026L3GB033
- Dali
- F026L3GD001
- F026L3GD006
- F026L3GD012
- F026L3GD018
- F026L3GD030
- F026L3GD033

4000K

Non Dimmable

- F026L4GA001
- F026L4GA006
- F026L4GA012
- F026L4GA018
- F026L4GA030
- F026L4GA033
- 1-10V
- F026L4GB001
- F026L4GB006
- F026L4GB012
- F026L4GB018
- F026L4GB030
- F026L4GB033
- Dali
- F026L4GD001
- F026L4GD006
- F026L4GD012
- F026L4GD018
- F026L4GD030
- F026L4GD033



@ 3000K

Optic Wall Washer

Power Led: 10,5W - 920 lm ≠ FIXT 673 lm - 2700K/CRI 80 - 220-240V / 10,5W - 966 lm ≠ FIXT 698 lm - 3000K/CRI 80 - 220-240V / 10,5W - 1012 lm ≠ FIXT 672 lm - 4000K/CRI 80 - 220-240V

2700K

Non Dimmable

- F026L2HA001
- F026L2HA006
- F026L2HA012
- F026L2HA018
- F026L2HA030
- F026L2HA033
- 1-10V
- F026L2HB001
- F026L2HB006
- F026L2HB012
- F026L2HB018
- F026L2HB030
- F026L2HB033
- Dali
- F026L2HD001
- F026L2HD006
- F026L2HD012
- F026L2HD018
- F026L2HD030
- F026L2HD033

3000K

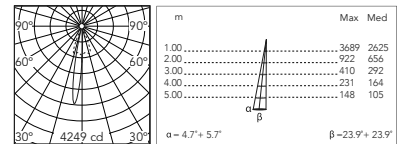
Non Dimmable

- F026L3HA001
- F026L3HA006
- F026L3HA012
- F026L3HA018
- F026L3HA030
- F026L3HA033
- 1-10V
- F026L3HB001
- F026L3HB006
- F026L3HB012
- F026L3HB018
- F026L3HB030
- F026L3HB033
- Dali
- F026L3HD001
- F026L3HD006
- F026L3HD012
- F026L3HD018
- F026L3HD030
- F026L3HD033

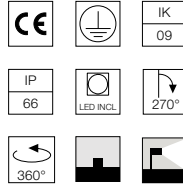
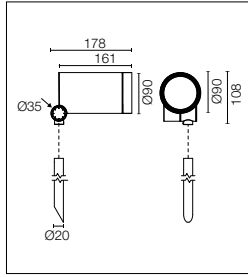
4000K

Non Dimmable

- F026L4HA001
- F026L4HA006
- F026L4HA012
- F026L4HA018
- F026L4HA030
- F026L4HA033
- 1-10V
- F026L4HB001
- F026L4HB006
- F026L4HB012
- F026L4HB018
- F026L4HB030
- F026L4HB033
- Dali
- F026L4HD001
- F026L4HD006
- F026L4HD012
- F026L4HD018
- F026L4HD030
- F026L4HD033



@ 3000K



Sorgente Power LED ad alta efficienza inclusa. Equipaggiato con snoot integrato per un maggiore comfort visivo. Accessori collimatori disponibili per variare le aperture del fascio luminoso. Alimentazione elettrica 220-240V ON/ OFF e dimmerabile 1-10V o DALI integrata. Dotata di spezzone di cavo uscente in neoprene da 5m (10m a richiesta) per connessione elettrica remota; per garantire la tenuta è consigliabile utilizzare cavi flessibili idonei all'impiego in ambienti esterni. Accessorio asta per installazione a terra disponibile in due lunghezze da ordinare separatamente.

Energy-efficient Power LED source included Equipped with an integrated snoot for higher visual comfort. Collimators are available as an accessory to modify the beam opening. Integrated electric power supply 220-240V ON/OFF and adjustable 1-10V or DALI. Equipped with a 5m neoprene cable (10m upon request) for remote connection. To guarantee its water tightness, it is recommended to use flexible cables designed for outdoor use. The rod for ground installations is available in two sizes and needs to be ordered separately.

2200K disponibile su richiesta.

2200K available on request.

Optic Spot 14,5°

Power Led: 17W - 1739 lm ≠ FIXT 1443 lm - 2700K/CRI 80 - 220-240V / 17W - 1803 lm ≠ FIXT 1497 lm - 3000K/CRI 80 - 220-240V / 17W - 1868 lm ≠ FIXT 1548 lm - 4000K/CRI 80 - 220-240V

2700K

Non Dimmable

- F026M2BA001
- F026M2BA006
- F026M2BA012
- F026M2BA018
- F026M2BA030
- F026M2BA033
- 1-10V
- F026M2BB001
- F026M2BB006
- F026M2BB012
- F026M2BB018
- F026M2BB030
- F026M2BB033
- Dali
- F026M2BD001
- F026M2BD006
- F026M2BD012
- F026M2BD018
- F026M2BD030
- F026M2BD033

3000K

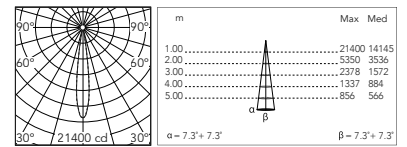
Non Dimmable

- F026M3BA001
- F026M3BA006
- F026M3BA012
- F026M3BA018
- F026M3BA030
- F026M3BA033
- 1-10V
- F026M3BB001
- F026M3BB006
- F026M3BB012
- F026M3BB018
- F026M3BB030
- F026M3BB033
- Dali
- F026M3BD001
- F026M3BD006
- F026M3BD012
- F026M3BD018
- F026M3BD030
- F026M3BD033

4000K

Non Dimmable

- F026M4BA001
- F026M4BA006
- F026M4BA012
- F026M4BA018
- F026M4BA030
- F026M4BA033
- 1-10V
- F026M4BB001
- F026M4BB006
- F026M4BB012
- F026M4BB018
- F026M4BB030
- F026M4BB033
- Dali
- F026M4BD001
- F026M4BD006
- F026M4BD012
- F026M4BD018
- F026M4BD030
- F026M4BD033



@ 3000K

Optic Medium Flood 26°

Power Led: 17W - 1739 lm ≠ FIXT 1336 lm - 2700K/CRI 80 - 220-240V / 17W - 1803 lm ≠ FIXT 1386 lm - 3000K/CRI 80 - 220-240V / 17W - 1868 lm ≠ FIXT 1434 lm - 4000K/CRI 80 - 220-240V

2700K

Non Dimmable

- F026M2CA001
- F026M2CA006
- F026M2CA012
- F026M2CA018
- F026M2CA030
- F026M2CA033
- 1-10V
- F026M2CB001
- F026M2CB006
- F026M2CB012
- F026M2CB018
- F026M2CB030
- F026M2CB033
- Dali
- F026M2CD001
- F026M2CD006
- F026M2CD012
- F026M2CD018
- F026M2CD030
- F026M2CD033

3000K

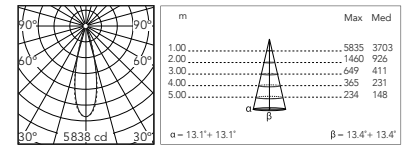
Non Dimmable

- F026M3CA001
- F026M3CA006
- F026M3CA012
- F026M3CA018
- F026M3CA030
- F026M3CA033
- 1-10V
- F026M3CB001
- F026M3CB006
- F026M3CB012
- F026M3CB018
- F026M3CB030
- F026M3CB033
- Dali
- F026M3CD001
- F026M3CD006
- F026M3CD012
- F026M3CD018
- F026M3CD030
- F026M3CD033

4000K

Non Dimmable

- F026M4CA001
- F026M4CA006
- F026M4CA012
- F026M4CA018
- F026M4CA030
- F026M4CA033
- 1-10V
- F026M4CB001
- F026M4CB006
- F026M4CB012
- F026M4CB018
- F026M4CB030
- F026M4CB033
- Dali
- F026M4CD001
- F026M4CD006
- F026M4CD012
- F026M4CD018
- F026M4CD030
- F026M4CD033



@ 3000K

Spine F 2 Pro Hp

Optic Flood 36°

Power Led: 17W - 1739 lm ≠ FIXT 1302 lm - 2700K/CRI 80 - 220-240V / 17W - 1803 lm ≠ FIXT 1351 lm - 3000K/CRI 80 - 220-240V / 17W - 1868 lm ≠ FIXT 1397 lm - 4000K/CRI 80 - 220-240V

2700K

Non Dimmable

- F026M2DA001
- F026M2DA006
- F026M2DA012
- F026M2DA018
- F026M2DA030
- F026M2DA033
- 1-10V
- F026M2DB001
- F026M2DB006
- F026M2DB012
- F026M2DB018
- F026M2DB030
- F026M2DB033
- Dali
- F026M2DD001
- F026M2DD006
- F026M2DD012
- F026M2DD018
- F026M2DD030
- F026M2DD033

3000K

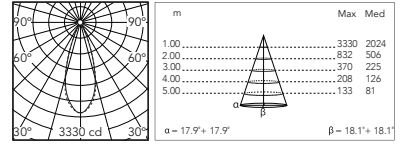
Non Dimmable

- F026M3DA001
- F026M3DA006
- F026M3DA012
- F026M3DA018
- F026M3DA030
- F026M3DA033
- 1-10V
- F026M3DB001
- F026M3DB006
- F026M3DB012
- F026M3DB018
- F026M3DB030
- F026M3DB033
- Dali
- F026M3DD001
- F026M3DD006
- F026M3DD012
- F026M3DD018
- F026M3DD030
- F026M3DD033

4000K

Non Dimmable

- F026M4DA001
- F026M4DA006
- F026M4DA012
- F026M4DA018
- F026M4DA030
- F026M4DA033
- 1-10V
- F026M4DB001
- F026M4DB006
- F026M4DB012
- F026M4DB018
- F026M4DB030
- F026M4DB033
- Dali
- F026M4DD001
- F026M4DD006
- F026M4DD012
- F026M4DD018
- F026M4DD030
- F026M4DD033



@ 3000K

Optic Wide Flood 52°

Power Led: 17W - 1739 lm ≠ FIXT 1303 lm - 2700K/CRI 80 - 220-240V / 17W - 1803 lm ≠ FIXT 1357 lm - 3000K/CRI 80 - 220-240V / 17W - 1868 lm ≠ FIXT 1411 lm - 4000K/CRI 80 - 220-240V

2700K

Non Dimmable

- F026M2EA001
- F026M2EA006
- F026M2EA012
- F026M2EA018
- F026M2EA030
- F026M2EA033
- 1-10V
- F026M2EB001
- F026M2EB006
- F026M2EB012
- F026M2EB018
- F026M2EB030
- F026M2EB033
- Dali
- F026M2ED001
- F026M2ED006
- F026M2ED012
- F026M2ED018
- F026M2ED030
- F026M2ED033

3000K

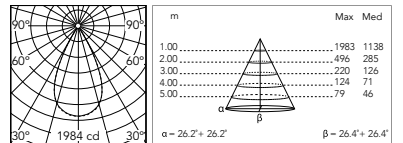
Non Dimmable

- F026M3EA001
- F026M3EA006
- F026M3EA012
- F026M3EA018
- F026M3EA030
- F026M3EA033
- 1-10V
- F026M3EB001
- F026M3EB006
- F026M3EB012
- F026M3EB018
- F026M3EB030
- F026M3EB033
- Dali
- F026M3ED001
- F026M3ED006
- F026M3ED012
- F026M3ED018
- F026M3ED030
- F026M3ED033

4000K

Non Dimmable

- F026M4EA001
- F026M4EA006
- F026M4EA012
- F026M4EA018
- F026M4EA030
- F026M4EA033
- 1-10V
- F026M4EB001
- F026M4EB006
- F026M4EB012
- F026M4EB018
- F026M4EB030
- F026M4EB033
- Dali
- F026M4ED001
- F026M4ED006
- F026M4ED012
- F026M4ED018
- F026M4ED030
- F026M4ED033



@ 3000K

Optic Elliptical 1 14° x 50°

Power Led: 17W - 1739 lm ≠ FIXT 1315 lm - 2700K/CRI 80 - 220-240V / 17W - 1803 lm ≠ FIXT 1364 lm - 3000K/CRI 80 - 220-240V / 17W - 1868 lm ≠ FIXT 1410 lm - 4000K/CRI 80 - 220-240V

2700K

Non Dimmable

- F026M2FA001
- F026M2FA006
- F026M2FA012
- F026M2FA018
- F026M2FA030
- F026M2FA033
- 1-10V
- F026M2FB001
- F026M2FB006
- F026M2FB012
- F026M2FB018
- F026M2FB030
- F026M2FB033
- Dali
- F026M2FD001
- F026M2FD006
- F026M2FD012
- F026M2FD018
- F026M2FD030
- F026M2FD033

3000K

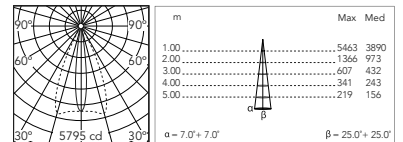
Non Dimmable

- F026M3FA001
- F026M3FA006
- F026M3FA012
- F026M3FA018
- F026M3FA030
- F026M3FA033
- 1-10V
- F026M3FB001
- F026M3FB006
- F026M3FB012
- F026M3FB018
- F026M3FB030
- F026M3FB033
- Dali
- F026M3FD001
- F026M3FD006
- F026M3FD012
- F026M3FD018
- F026M3FD030
- F026M3FD033

4000K

Non Dimmable

- F026M4FA001
- F026M4FA006
- F026M4FA012
- F026M4FA018
- F026M4FA030
- F026M4FA033
- 1-10V
- F026M4FB001
- F026M4FB006
- F026M4FB012
- F026M4FB018
- F026M4FB030
- F026M4FB033
- Dali
- F026M4FD001
- F026M4FD006
- F026M4FD012
- F026M4FD018
- F026M4FD030
- F026M4FD033



@ 3000K

Optic Elliptical 2 25° x 52°

Power Led: 17W - 1739 lm ≠ FIXT 1298 lm - 2700K/CRI 80 - 220-240V / 17W - 1803 lm ≠ FIXT 1351 lm - 3000K/CRI 80 - 220-240V / 17W - 1868 lm ≠ FIXT 1393 lm - 4000K/CRI 80 - 220-240V

2700K

Non Dimmable

- F026M2GA001
- F026M2GA006
- F026M2GA012
- F026M2GA018
- F026M2GA030
- F026M2GA033

1-10V

- F026M2GB001
- F026M2GB006
- F026M2GB012
- F026M2GB018
- F026M2GB030
- F026M2GB033

Dali

- F026M2GD001
- F026M2GD006
- F026M2GD012
- F026M2GD018
- F026M2GD030
- F026M2GD033

3000K

Non Dimmable

- F026M3GA001
- F026M3GA006
- F026M3GA012
- F026M3GA018
- F026M3GA030
- F026M3GA033

1-10V

- F026M3GB001
- F026M3GB006
- F026M3GB012
- F026M3GB018
- F026M3GB030
- F026M3GB033

Dali

- F026M3GD001
- F026M3GD006
- F026M3GD012
- F026M3GD018
- F026M3GD030
- F026M3GD033

4000K

Non Dimmable

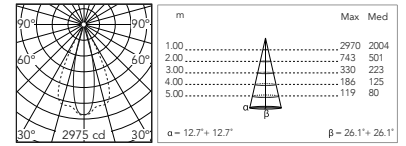
- F026M4GA001
- F026M4GA006
- F026M4GA012
- F026M4GA018
- F026M4GA030
- F026M4GA033

1-10V

- F026M4GB001
- F026M4GB006
- F026M4GB012
- F026M4GB018
- F026M4GB030
- F026M4GB033

Dali

- F026M4GD001
- F026M4GD006
- F026M4GD012
- F026M4GD018
- F026M4GD030
- F026M4GD033



@ 3000K

Optic Wall Washer

Power Led: 17W - 1739 lm ≠ FIXT 1277 lm - 2700K/CRI 80 - 220-240V / 17W - 1803 lm ≠ FIXT 1325 lm - 3000K/CRI 80 - 220-240V / 17W - 1868 lm ≠ FIXT 1370 lm - 4000K/CRI 80 - 220-240V

2700K

Non Dimmable

- F026M2HA001
- F026M2HA006
- F026M2HA012
- F026M2HA018
- F026M2HA030
- F026M2HA033

1-10V

- F026M2HB001
- F026M2HB006
- F026M2HB012
- F026M2HB018
- F026M2HB030
- F026M2HB033

Dali

- F026M2HD001
- F026M2HD006
- F026M2HD012
- F026M2HD018
- F026M2HD030
- F026M2HD033

3000K

Non Dimmable

- F026M3HA001
- F026M3HA006
- F026M3HA012
- F026M3HA018
- F026M3HA030
- F026M3HA033

1-10V

- F026M3HB001
- F026M3HB006
- F026M3HB012
- F026M3HB018
- F026M3HB030
- F026M3HB033

Dali

- F026M3HD001
- F026M3HD006
- F026M3HD012
- F026M3HD018
- F026M3HD030
- F026M3HD033

4000K

Non Dimmable

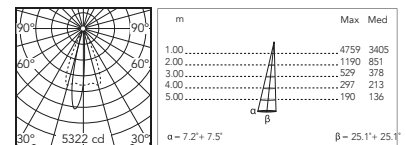
- F026M4HA001
- F026M4HA006
- F026M4HA012
- F026M4HA018
- F026M4HA030
- F026M4HA033

1-10V

- F026M4HB001
- F026M4HB006
- F026M4HB012
- F026M4HB018
- F026M4HB030
- F026M4HB033


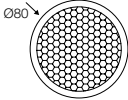

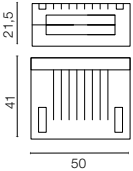

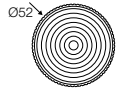



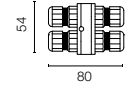



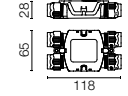
Dali


- F026M4HD001
- F026M4HD006
- F026M4HD012
- F026M4HD018
- F026M4HD030
- F026M4HD033

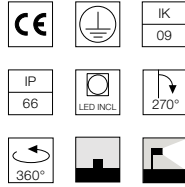
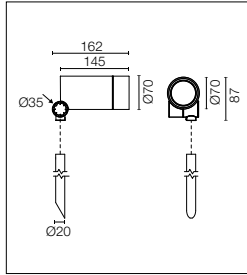


@ 3000K

Spine F 2 Pro: Accessori / Accessories

Honeycomb	Honeycomb Louvre	F026Z060000		
Gelbox IPX8 per connessione elettrica.	Gelbox IPX8 for splicing connectors.	F990C110000		
Lenti converter / Converter lenses:				
- Converter Spine 2 Optic Medium Flood		F029Z020000		
- Converter Spine 2 Optic Flood		F029Z021000		
- Converter Spine 2 Optic Wide Flood		F029Z022000		
- Converter Spine 2 Optic Elliptic 1		F029Z023000		
- Converter Spine 2 Optic Elliptic 2		F029Z024000		
- Converter Spine 2 Optic Wall Washer		F029Z025000		
Sistema di giunzione IP68 H2O Stop anti-condensa a 2 vie 4 poli.	2 way terminal block 4 poles IP68 H2O Stop.	F990C00A000		
Sistema di giunzione IP68 H2O Stop anti-condensa a 3/4 vie 4 poli. (Ø5,5÷12mm cavo).	3/4 way terminal block 4 poles IP68 H2O Stop. (ø5,5÷12mm cable).	F990C010000		
Kit connettore 5 poli presa volante + spina EU IP68.	Connector kit 5-pole flying socket + EU plug IP68.	F990C080000		
Scatola di derivazione 5 poli 4 vie IP68 (cavi 6-14 mm).	4 way junction box 5 poles IP68 (6-14 mm cables).	F990C030000		





Sorgente Power LED inclusa. Equipaggiato con snoot integrato per un maggiore comfort visivo; accessorio visor a taglio asimmetrico disponibile. Accessori collimatori disponibili per variare le aperture del fascio luminoso. Alimentazione elettrica 220-240V ON/OFF integrata. Dotata di spezzone di cavo uscente in neoprene da 5m (10m a richiesta) per connessione elettrica remota; per garantire la tenuta è consigliabile utilizzare cavi flessibili idonei all'impiego in ambienti esterni. Accessorio asta per installazione a terra disponibile in due lunghezze da ordinare separatamente. Versione dimmerabile 1-10V o DALI con alimentatore remoto 24Vdc a richiesta.

Power LED source included. Equipped with an integrated snoot for higher visual comfort: the asymmetrical cut visor is available as an accessory. Collimators are available as an accessory to modify the beam opening. Integrated electric power supply 220-240V ON/OFF. Equipped with a 5m neoprene cable (10m upon request) for remote connection. To guarantee its water tightness, it is recommended to use flexible cables designed for outdoor use. The rod for ground installations is available in two sizes and needs to be ordered separately. Upon request: 1-10V or DALI dimmable version with 24Vdc remote power supply.

2200K disponibile su richiesta.

2200K available on request.

Optic Narrow Spot 7°

Power Led: 3,5W - 168 lm ≠ FIXT 143 lm - 2700K/CRI 80 - 220-240V / 3,5W - 174 lm ≠ FIXT 149 lm - 3000K/CRI 80 - 220-240V / 3,5W - 180 lm ≠ FIXT 154 lm - 4000K/CRI 80 - 220-240V

2700K

Non Dimmable

- F025G2AA001
- F025G2AA006
- F025G2AA012
- F025G2AA018
- F025G2AA030
- F025G2AA033

3000K

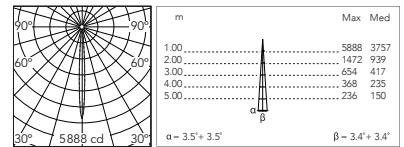
Non Dimmable

- F025G3AA001
- F025G3AA006
- F025G3AA012
- F025G3AA018
- F025G3AA030
- F025G3AA033

4000K

Non Dimmable

- F025G4AA001
- F025G4AA006
- F025G4AA012
- F025G4AA018
- F025G4AA030
- F025G4AA033



@ 3000K

Optic Spot 14°

Power Led: 7,9W - 671 lm ≠ FIXT 550 lm - 2700K/CRI 80 - 220-240V / 7,9W - 696 lm ≠ FIXT 571 lm - 3000K/CRI 80 - 220-240V / 7,9W - 720 lm ≠ FIXT 591 lm - 4000K/CRI 80 - 220-240V

2700K

Non Dimmable

- F025G2BA001
- F025G2BA006
- F025G2BA012
- F025G2BA018
- F025G2BA030
- F025G2BA033

3000K

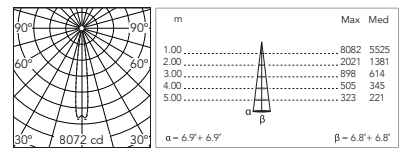
Non Dimmable

- F025G3BA001
- F025G3BA006
- F025G3BA012
- F025G3BA018
- F025G3BA030
- F025G3BA033

4000K

Non Dimmable

- F025G4BA001
- F025G4BA006
- F025G4BA012
- F025G4BA018
- F025G4BA030
- F025G4BA033



@ 3000K

Optic Medium Flood 24,5°

Power Led: 7,9W - 671 lm ≠ FIXT 499 lm - 2700K/CRI 80 - 220-240V / 7,9W - 696 lm ≠ FIXT 518 lm - 3000K/CRI 80 - 220-240V / 7,9W - 720 lm ≠ FIXT 536 lm - 4000K/CRI 80 - 220-240V

2700K

Non Dimmable

- F025G2CA001
- F025G2CA006
- F025G2CA012
- F025G2CA018
- F025G2CA030
- F025G2CA033

3000K

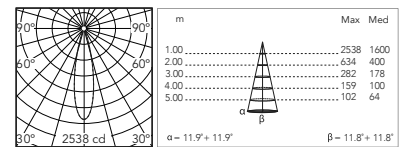
Non Dimmable

- F025G3CA001
- F025G3CA006
- F025G3CA012
- F025G3CA018
- F025G3CA030
- F025G3CA033

4000K

Non Dimmable

- F025G4CA001
- F025G4CA006
- F025G4CA012
- F025G4CA018
- F025G4CA030
- F025G4CA033



@ 3000K

Optic Flood 32°

Power Led: 7,9W - 671 lm ≠ FIXT 482 lm - 2700K/CRI 80 - 220-240V / 7,9W - 696 lm ≠ FIXT 500 lm - 3000K/CRI 80 - 220-240V / 7,9W - 720 lm ≠ FIXT 518 lm - 4000K/CRI 80 - 220-240V

2700K

Non Dimmable

- F025G2DA001
- F025G2DA006
- F025G2DA012
- F025G2DA018
- F025G2DA030
- F025G2DA033

3000K

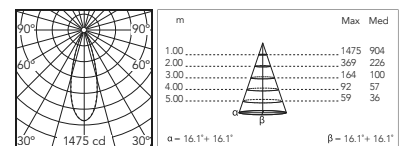
Non Dimmable

- F025G3DA001
- F025G3DA006
- F025G3DA012
- F025G3DA018
- F025G3DA030
- F025G3DA033

4000K

Non Dimmable

- F025G4DA001
- F025G4DA006
- F025G4DA012
- F025G4DA018
- F025G4DA030
- F025G4DA033



@ 3000K

Spine F 1 Ultra

Optic Wide Flood 49°

Power Led: 7,9W - 671 lm ≠ FIXT 480 lm - 2700K/CRI 80 - 220-240V / 7,9W - 696 lm ≠ FIXT 490 lm - 3000K/CRI 80 - 220-240V / 7,9W - 720 lm ≠ FIXT 505 lm - 4000K/CRI 80 - 220-240V

2700K

Non Dimmable

- F025G2EA001
- F025G2EA006
- F025G2EA012
- F025G2EA018
- F025G2EA030
- F025G2EA033

3000K

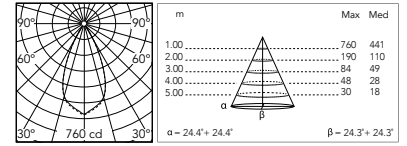
Non Dimmable

- F025G3EA001
- F025G3EA006
- F025G3EA012
- F025G3EA018
- F025G3EA030
- F025G3EA033

4000K

Non Dimmable

- F025G4EA001
- F025G4EA006
- F025G4EA012
- F025G4EA018
- F025G4EA030
- F025G4EA033



@ 3000K

Optic Elliptical 1 13,5° x 50°

Power Led: 7,9W - 671 lm ≠ FIXT 500 lm - 2700K/CRI 80 - 220-240V / 7,9W - 696 lm ≠ FIXT 519 lm - 3000K/CRI 80 - 220-240V / 7,9W - 720 lm ≠ FIXT 537 lm - 4000K/CRI 80 - 220-240V

2700K

Non Dimmable

- F025G2FA001
- F025G2FA006
- F025G2FA012
- F025G2FA018
- F025G2FA030
- F025G2FA033

3000K

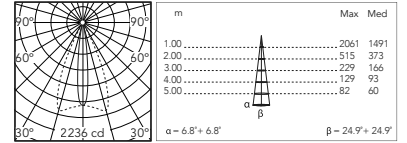
Non Dimmable

- F025G3FA001
- F025G3FA006
- F025G3FA012
- F025G3FA018
- F025G3FA030
- F025G3FA033

4000K

Non Dimmable

- F025G4FA001
- F025G4FA006
- F025G4FA012
- F025G4FA018
- F025G4FA030
- F025G4FA033



@ 3000K

Optic Elliptical 2 26° x 51°

Power Led: 7,9W - 671 lm ≠ FIXT 487 lm - 2700K/CRI 80 - 220-240V / 7,9W - 696 lm ≠ FIXT 505 lm - 3000K/CRI 80 - 220-240V / 7,9W - 720 lm ≠ FIXT 523 lm - 4000K/CRI 80 - 220-240V

2700K

Non Dimmable

- F025G2GA001
- F025G2GA006
- F025G2GA012
- F025G2GA018
- F025G2GA030
- F025G2GA033

3000K

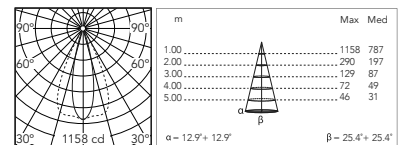
Non Dimmable

- F025G3GA001
- F025G3GA006
- F025G3GA012
- F025G3GA018
- F025G3GA030
- F025G3GA033

4000K

Non Dimmable

- F025G4GA001
- F025G4GA006
- F025G4GA012
- F025G4GA018
- F025G4GA030
- F025G4GA033



@ 3000K

Optic Wall Washer

Power Led: 7,9W - 671 lm ≠ FIXT 471 lm - 2700K/CRI 80 - 220-240V / 7,9W - 696 lm ≠ FIXT 489 lm - 3000K/CRI 80 - 220-240V / 7,9W - 720 lm ≠ FIXT 506 lm - 4000K/CRI 80 - 220-240V

2700K

Non Dimmable

- F025G2HA001
- F025G2HA006
- F025G2HA012
- F025G2HA018
- F025G2HA030
- F025G2HA033

3000K

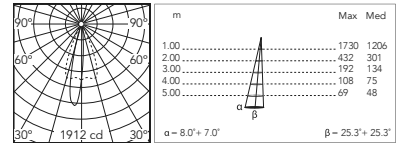
Non Dimmable

- F025G3HA001
- F025G3HA006
- F025G3HA012
- F025G3HA018
- F025G3HA030
- F025G3HA033

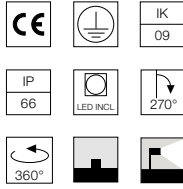
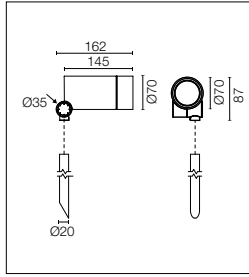
4000K

Non Dimmable

- F025G4HA001
- F025G4HA006
- F025G4HA012
- F025G4HA018
- F025G4HA030
- F025G4HA033



@ 3000K



Sorgente Power LED ad alta efficienza inclusa. Equipaggiato con snoot integrato per un maggiore comfort visivo; accessorio visor a taglio asimmetrico disponibile. Accessori collimatori disponibili per variare le aperture del fascio luminoso. Alimentazione elettrica 220-240V ON/OFF integrata. Dotata di spezzone di cavo uscente in neoprene da 5m (10m a richiesta) per connessione elettrica remota; per garantire la tenuta è consigliabile utilizzare cavi flessibili idonei all'impiego in ambienti esterni. Accessorio asta per installazione a terra disponibile in due lunghezze da ordinare separatamente. Versione dimmerabile 1-10V o DALI con alimentatore remoto 24Vdc a richiesta.

Energy-efficient Power LED source included Equipped with an integrated snoot for higher visual comfort: the asymmetrical cut visor is available as an accessory. Collimators are available as an accessory to modify the beam opening. Integrated electric power supply 220-240V ON/OFF. Equipped with a 5m neoprene cable (10m upon request) for remote connection. To guarantee its water tightness, it is recommended to use flexible cables designed for outdoor use. The rod for ground installations is available in two sizes and needs to be ordered separately. Upon request: 1-10V or DALI dimmable version with 24Vdc remote power supply.

Optic Spot 12°

Power Led: 10,5W - 920 lm ≠ FIXT 680 lm - 2700K/CRI 80 - 220-240V / 10,5W - 966 lm ≠ FIXT 706 lm - 3000K/CRI 80 - 220-240V / 10,5W - 1012 lm ≠ FIXT 730 lm - 4000K/CRI 80 - 220-240V

2700K

Non Dimmable

- F025H2BA001
- F025H2BA006
- F025H2BA012
- F025H2BA018
- F025H2BA030
- F025H2BA033

3000K

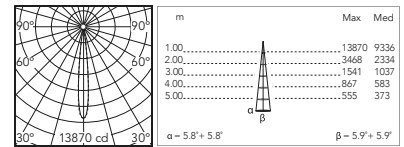
Non Dimmable

- F025H3BA001
- F025H3BA006
- F025H3BA012
- F025H3BA018
- F025H3BA030
- F025H3BA033

4000K

Non Dimmable

- F025H4BA001
- F025H4BA006
- F025H4BA012
- F025H4BA018
- F025H4BA030
- F025H4BA033



@ 3000K

Optic Medium Flood 26,5°

Power Led: 10,5W - 920 lm ≠ FIXT 594 lm - 2700K/CRI 80 - 220-240V / 10,5W - 966 lm ≠ FIXT 630 lm - 3000K/CRI 80 - 220-240V / 10,5W - 1012 lm ≠ FIXT 654 lm - 4000K/CRI 80 - 220-240V

2700K

Non Dimmable

- F025H2CA001
- F025H2CA006
- F025H2CA012
- F025H2CA018
- F025H2CA030
- F025H2CA033

3000K

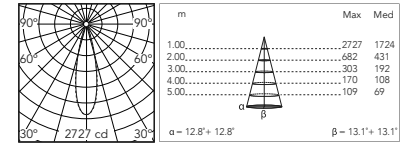
Non Dimmable

- F025H3CA001
- F025H3CA006
- F025H3CA012
- F025H3CA018
- F025H3CA030
- F025H3CA033

4000K

Non Dimmable

- F025H4CA001
- F025H4CA006
- F025H4CA012
- F025H4CA018
- F025H4CA030
- F025H4CA033



@ 3000K

Optic Flood 33,5°

Power Led: 10,5W - 920 lm ≠ FIXT 592 lm - 2700K/CRI 80 - 220-240V / 10,5W - 966 lm ≠ FIXT 627 lm - 3000K/CRI 80 - 220-240V / 10,5W - 1012 lm ≠ FIXT 651 lm - 4000K/CRI 80 - 220-240V

2700K

Non Dimmable

- F025H2DA001
- F025H2DA006
- F025H2DA012
- F025H2DA018
- F025H2DA030
- F025H2DA033

3000K

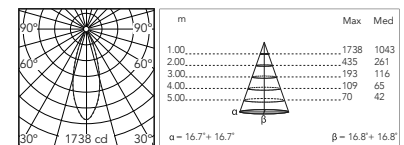
Non Dimmable

- F025H3DA001
- F025H3DA006
- F025H3DA012
- F025H3DA018
- F025H3DA030
- F025H3DA033

4000K

Non Dimmable

- F025H4DA001
- F025H4DA006
- F025H4DA012
- F025H4DA018
- F025H4DA030
- F025H4DA033



@ 3000K

Optic Wide Flood 50°

Power Led: 10,5W - 920 lm ≠ FIXT 591 lm - 2700K/CRI 80 - 220-240V / 10,5W - 966 lm ≠ FIXT 619 lm - 3000K/CRI 80 - 220-240V / 10,5W - 1012 lm ≠ FIXT 650 lm - 4000K/CRI 80 - 220-240V

2700K

Non Dimmable

- F025H2EA001
- F025H2EA006
- F025H2EA012
- F025H2EA018
- F025H2EA030
- F025H2EA033

3000K

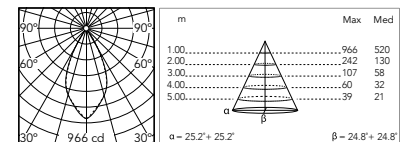
Non Dimmable

- F025H3EA001
- F025H3EA006
- F025H3EA012
- F025H3EA018
- F025H3EA030
- F025H3EA033

4000K

Non Dimmable

- F025H4EA001
- F025H4EA006
- F025H4EA012
- F025H4EA018
- F025H4EA030
- F025H4EA033



@ 3000K

Spine F 1 Ultra Hp

Optic Elliptical 1 11,5° x 49°

Power Led: 10,5W - 920 lm ≠ FIXT 603 lm - 2700K/CRI 80 - 220-240V / 10,5W - 966 lm ≠ FIXT 639 lm - 3000K/CRI 80 - 220-240V / 10,5W - 1012 lm ≠ FIXT 663 lm - 4000K/CRI 80 - 220-240V

2700K

Non Dimmable

- F025H2FA001
- F025H2FA006
- F025H2FA012
- F025H2FA018
- F025H2FA030
- F025H2FA033

3000K

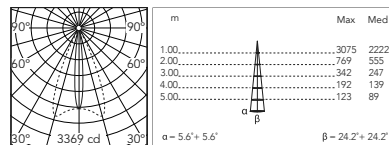
Non Dimmable

- F025H3FA001
- F025H3FA006
- F025H3FA012
- F025H3FA018
- F025H3FA030
- F025H3FA033

4000K

Non Dimmable

- F025H4FA001
- F025H4FA006
- F025H4FA012
- F025H4FA018
- F025H4FA030
- F025H4FA033



@ 3000K

Optic Elliptical 2 25,5° x 50°

Power Led: 10,5W - 920 lm ≠ FIXT 601 lm - 2700K/CRI 80 - 220-240V / 10,5W - 966 lm ≠ FIXT 624 lm - 3000K/CRI 80 - 220-240V / 10,5W - 1012 lm ≠ FIXT 645 lm - 4000K/CRI 80 - 220-240V

2700K

Non Dimmable

- F025H2GA001
- F025H2GA006
- F025H2GA012
- F025H2GA018
- F025H2GA030
- F025H2GA033

3000K

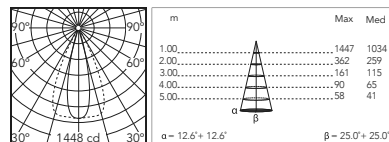
Non Dimmable

- F025H3GA001
- F025H3GA006
- F025H3GA012
- F025H3GA018
- F025H3GA030
- F025H3GA033

4000K

Non Dimmable

- F025H4GA001
- F025H4GA006
- F025H4GA012
- F025H4GA018
- F025H4GA030
- F025H4GA033



@ 3000K

Optic Wall Washer

Power Led: 10,5W - 920 lm ≠ FIXT 574 lm - 2700K/CRI 80 - 220-240V / 10,5W - 966 lm ≠ FIXT 609 lm - 3000K/CRI 80 - 220-240V / 10,5W - 1012 lm ≠ FIXT 631 lm - 4000K/CRI 80 - 220-240V

2700K

Non Dimmable

- F025H2HA001
- F025H2HA006
- F025H2HA012
- F025H2HA018
- F025H2HA030
- F025H2HA033

3000K

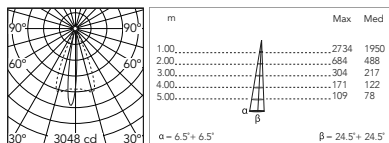
Non Dimmable

- F025H3HA001
- F025H3HA006
- F025H3HA012
- F025H3HA018
- F025H3HA030
- F025H3HA033

4000K


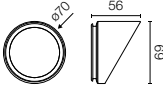

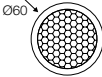

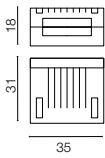

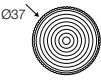

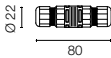

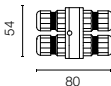

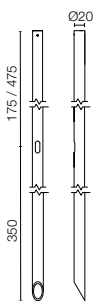
Non Dimmable

- F025H4HA001
- F025H4HA006
- F025H4HA012
- F025H4HA018
- F025H4HA030
- F025H4HA033

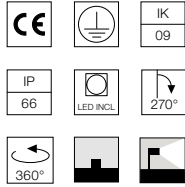
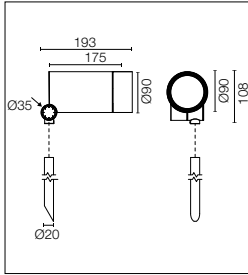


@ 3000K

Spine F 1 Ultra: Accessori / Accessories

Visor	Visor	<ul style="list-style-type: none"> ○ F025Z050001 ● F025Z050006 ● F025Z050012 ● F025Z050018 ● F025Z050030 ● F025Z050033 		
Honeycomb	Honeycomb Louvre	F025Z060000		
Gelbox IPX8 per connessione elettrica.	Gelbox IPX8 for splicing connectors.	F990C100000		
Lenti converter / Converter lenses:				
- Converter Spine 1 Optic Medium Flood		F029Z010000		
- Converter Spine 1 Optic Flood		F029Z011000		
- Converter Spine 1 Optic Wide Flood		F029Z012000		
- Converter Spine 1 Optic Elliptic 1		F029Z013000		
- Converter Spine 1 Optic Elliptic 2		F029Z014000		
- Converter Spine 1 Optic Wall Washer		F029Z015000		
Sistema di giunzione IP68 H2O Stop anti-condensa a 2 vie 4 poli.	2 way terminal block 4 poles IP68 H2O Stop.	F990C00A000		
Sistema di giunzione IP68 H2O Stop anti-condensa a 3/4 vie 4 poli. (Ø5,5÷12mm cavo).	3/4 way terminal block 4 poles IP68 H2O Stop. (Ø5,5÷12mm cavo).	F990C010000		
Asta lunghezza 200 - 500 mm fuori terra per installazione nel terreno	Pole with an overground length of 200 - 500 mm for ground installation.	<p>200 mm</p> <ul style="list-style-type: none"> ○ F026Z020001 ● F026Z020006 ● F026Z020012 ● F026Z020018 ● F026Z020030 ● F026Z020033 <p>500 mm</p> <ul style="list-style-type: none"> ○ F026Z030001 ● F026Z030006 ● F026Z030012 ● F026Z030018 ● F026Z030030 ● F026Z030033 		





Sorgente Power LED. Equipaggiato con snoot integrato per un maggiore comfort visivo; accessorio visor a taglio asimmetrico disponibile. Accessori collimatori disponibili per variare le aperture del fascio luminoso. Alimentazione elettrica 220-240V ON/ OFF e dimmerabile 1-10V o DALI integrata. Dotata di spezzone di cavo uscente in neoprene da 5m (10m a richiesta) per connessione elettrica remota; per garantire la tenuta è consigliabile utilizzare cavi flessibili idonei all'impiego in ambienti esterni. Accessorio asta per installazione a terra disponibile in due lunghezze da ordinare separatamente.

Power LED source included. Equipped with an integrated snoot for higher visual comfort: the asymmetrical cut visor is available as an accessory. Collimators are available as an accessory to modify the beam opening. Integrated electric power supply 220-240V ON/ OFF and adjustable 1-10V or DALI. Equipped with a 5m neoprene cable (10m upon request) for remote connection. To guarantee its water tightness, it is recommended to use flexible cables designed for outdoor use. The rod for ground installations is available in two sizes and needs to be ordered separately.

Optic Narrow Spot
2200K disponibile su richiesta.

Optic Narrow Spot
2200K available on request.

Optic Narrow Spot 6°

Power Led: 4,1W - 248 lm ≠ FIXT 230 lm - 2700K/CRI 80 - 220-240V / 4,1W - 258 lm ≠ FIXT 239 lm - 3000K/CRI 80 - 220-240V / 4,1W - 267 lm ≠ FIXT 247 lm - 4000K/CRI 80 - 220-240V

2700K

Non Dimmable

- F026G2AA001
- F026G2AA006
- F026G2AA012
- F026G2AA018
- F026G2AA030
- F026G2AA033
- 1-10V
- F026G2AB001
- F026G2AB006
- F026G2AB012
- F026G2AB018
- F026G2AB030
- F026G2AB033
- Dali
- F026G2AD001
- F026G2AD006
- F026G2AD012
- F026G2AD018
- F026G2AD030
- F026G2AD033

3000K

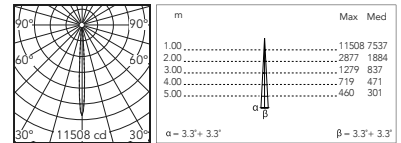
Non Dimmable

- F026G3AA001
- F026G3AA006
- F026G3AA012
- F026G3AA018
- F026G3AA030
- F026G3AA033
- 1-10V
- F026G3AB001
- F026G3AB006
- F026G3AB012
- F026G3AB018
- F026G3AB030
- F026G3AB033
- Dali
- F026G3AD001
- F026G3AD006
- F026G3AD012
- F026G3AD018
- F026G3AD030
- F026G3AD033

4000K

Non Dimmable

- F026G4AA001
- F026G4AA006
- F026G4AA012
- F026G4AA018
- F026G4AA030
- F026G4AA033
- 1-10V
- F026G4AB001
- F026G4AB006
- F026G4AB012
- F026G4AB018
- F026G4AB030
- F026G4AB033
- Dali
- F026G4AD001
- F026G4AD006
- F026G4AD012
- F026G4AD018
- F026G4AD030
- F026G4AD033



@ 3000K

Optic Spot 9,5°

Power Led: 10,5W - 920 lm ≠ FIXT 769 lm - 2700K/CRI 80 - 220-240V / 10,5W - 966 lm ≠ FIXT 808 lm - 3000K/CRI 80 - 220-240V / 10,5W - 1012 lm ≠ FIXT 846 lm - 4000K/CRI 80 - 220-240V

2700K

Non Dimmable

- F026G2BA001
- F026G2BA006
- F026G2BA012
- F026G2BA018
- F026G2BA030
- F026G2BA033
- 1-10V
- F026G2BB001
- F026G2BB006
- F026G2BB012
- F026G2BB018
- F026G2BB030
- F026G2BB033
- Dali
- F026G2BD001
- F026G2BD006
- F026G2BD012
- F026G2BD018
- F026G2BD030
- F026G2BD033

3000K

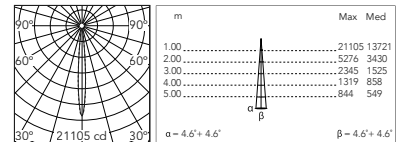
Non Dimmable

- F026G3BA001
- F026G3BA006
- F026G3BA012
- F026G3BA018
- F026G3BA030
- F026G3BA033
- 1-10V
- F026G3BB001
- F026G3BB006
- F026G3BB012
- F026G3BB018
- F026G3BB030
- F026G3BB033
- Dali
- F026G3BD001
- F026G3BD006
- F026G3BD012
- F026G3BD018
- F026G3BD030
- F026G3BD033

4000K

Non Dimmable

- F026G4BA001
- F026G4BA006
- F026G4BA012
- F026G4BA018
- F026G4BA030
- F026G4BA033
- 1-10V
- F026G4BB001
- F026G4BB006
- F026G4BB012
- F026G4BB018
- F026G4BB030
- F026G4BB033
- Dali
- F026G4BD001
- F026G4BD006
- F026G4BD012
- F026G4BD018
- F026G4BD030
- F026G4BD033



@ 3000K

Spine F 2 Ultra

Optic Medium Flood 28°

Power Led: 10,5W - 920 lm ≠ FIXT 715 lm - 2700K/CRI 80 - 220-240V / 10,5W - 966 lm ≠ FIXT 742 lm - 3000K/CRI 80 - 220-240V / 10,5W - 1012 lm ≠ FIXT 767 lm - 4000K/CRI 80 - 220-240V

2700K

Non Dimmable

- F026G2CA001
- F026G2CA006
- F026G2CA012
- F026G2CA018
- F026G2CA030
- F026G2CA033
- 1-10V
- F026G2CB001
- F026G2CB006
- F026G2CB012
- F026G2CB018
- F026G2CB030
- F026G2CB033
- Dali
- F026G2CD001
- F026G2CD006
- F026G2CD012
- F026G2CD018
- F026G2CD030
- F026G2CD033

3000K

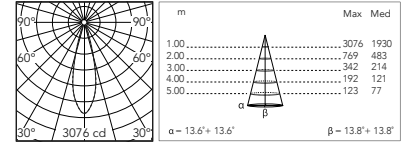
Non Dimmable

- F026G3CA001
- F026G3CA006
- F026G3CA012
- F026G3CA018
- F026G3CA030
- F026G3CA033
- 1-10V
- F026G3CB001
- F026G3CB006
- F026G3CB012
- F026G3CB018
- F026G3CB030
- F026G3CB033
- Dali
- F026G3CD001
- F026G3CD006
- F026G3CD012
- F026G3CD018
- F026G3CD030
- F026G3CD033

4000K

Non Dimmable

- F026G4CA001
- F026G4CA006
- F026G4CA012
- F026G4CA018
- F026G4CA030
- F026G4CA033
- 1-10V
- F026G4CB001
- F026G4CB006
- F026G4CB012
- F026G4CB018
- F026G4CB030
- F026G4CB033
- Dali
- F026G4CD001
- F026G4CD006
- F026G4CD012
- F026G4CD018
- F026G4CD030
- F026G4CD033



@ 3000K

Optic Flood 33°

Power Led: 10,5W - 920 lm ≠ FIXT 695 lm - 2700K/CRI 80 - 220-240V / 10,5W - 966 lm ≠ FIXT 721 lm - 3000K/CRI 80 - 220-240V / 10,5W - 1012 lm ≠ FIXT 746 lm - 4000K/CRI 80 - 220-240V

2700K

Non Dimmable

- F026G2DA001
- F026G2DA006
- F026G2DA012
- F026G2DA018
- F026G2DA030
- F026G2DA033
- 1-10V
- F026G2DB001
- F026G2DB006
- F026G2DB012
- F026G2DB018
- F026G2DB030
- F026G2DB033
- Dali
- F026G2DD001
- F026G2DD006
- F026G2DD012
- F026G2DD018
- F026G2DD030
- F026G2DD033

3000K

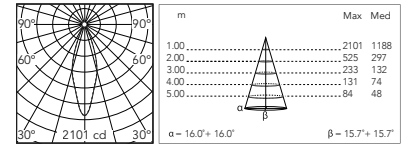
Non Dimmable

- F026G3DA001
- F026G3DA006
- F026G3DA012
- F026G3DA018
- F026G3DA030
- F026G3DA033
- 1-10V
- F026G3DB001
- F026G3DB006
- F026G3DB012
- F026G3DB018
- F026G3DB030
- F026G3DB033
- Dali
- F026G3DD001
- F026G3DD006
- F026G3DD012
- F026G3DD018
- F026G3DD030
- F026G3DD033

4000K

Non Dimmable

- F026G4DA001
- F026G4DA006
- F026G4DA012
- F026G4DA018
- F026G4DA030
- F026G4DA033
- 1-10V
- F026G4DB001
- F026G4DB006
- F026G4DB012
- F026G4DB018
- F026G4DB030
- F026G4DB033
- Dali
- F026G4DD001
- F026G4DD006
- F026G4DD012
- F026G4DD018
- F026G4DD030
- F026G4DD033



@ 3000K

Optic Wide Flood 51°

Power Led: 10,5W - 920 lm ≠ FIXT 711 lm - 2700K/CRI 80 - 220-240V / 10,5W - 966 lm ≠ FIXT 741 lm - 3000K/CRI 80 - 220-240V / 10,5W - 1012 lm ≠ FIXT 778 lm - 4000K/CRI 80 - 220-240V

2700K

Non Dimmable

- F026G2EA001
- F026G2EA006
- F026G2EA012
- F026G2EA018
- F026G2EA030
- F026G2EA033
- 1-10V
- F026G2EB001
- F026G2EB006
- F026G2EB012
- F026G2EB018
- F026G2EB030
- F026G2EB033
- Dali
- F026G2ED001
- F026G2ED006
- F026G2ED012
- F026G2ED018
- F026G2ED030
- F026G2ED033

3000K

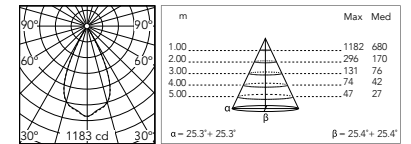
Non Dimmable

- F026G3EA001
- F026G3EA006
- F026G3EA012
- F026G3EA018
- F026G3EA030
- F026G3EA033
- 1-10V
- F026G3EB001
- F026G3EB006
- F026G3EB012
- F026G3EB018
- F026G3EB030
- F026G3EB033
- Dali
- F026G3ED001
- F026G3ED006
- F026G3ED012
- F026G3ED018
- F026G3ED030
- F026G3ED033

4000K

Non Dimmable

- F026G4EA001
- F026G4EA006
- F026G4EA012
- F026G4EA018
- F026G4EA030
- F026G4EA033
- 1-10V
- F026G4EB001
- F026G4EB006
- F026G4EB012
- F026G4EB018
- F026G4EB030
- F026G4EB033
- Dali
- F026G4ED001
- F026G4ED006
- F026G4ED012
- F026G4ED018
- F026G4ED030
- F026G4ED033



@ 3000K

Spine F 2 Ultra

Optic Elliptical 1 9,5° x 48°

Power Led: 10,5W - 920 lm ≠ FIXT 717 lm - 2700K/CRI 80 - 220-240V / 10,5W - 966 lm ≠ FIXT 744 lm - 3000K/CRI 80 - 220-240V / 10,5W - 1012 lm ≠ FIXT 770 lm - 4000K/CRI 80 - 220-240V

2700K

Non Dimmable

- F026G2FA001
- F026G2FA006
- F026G2FA012
- F026G2FA018
- F026G2FA030
- F026G2FA033
- 1-10V
- F026G2FB001
- F026G2FB006
- F026G2FB012
- F026G2FB018
- F026G2FB030
- F026G2FB033
- Dali
- F026G2FD001
- F026G2FD006
- F026G2FD012
- F026G2FD018
- F026G2FD030
- F026G2FD033

3000K

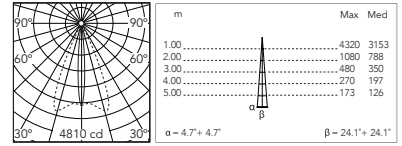
Non Dimmable

- F026G3FA001
- F026G3FA006
- F026G3FA012
- F026G3FA018
- F026G3FA030
- F026G3FA033
- 1-10V
- F026G3FB001
- F026G3FB006
- F026G3FB012
- F026G3FB018
- F026G3FB030
- F026G3FB033
- Dali
- F026G3FD001
- F026G3FD006
- F026G3FD012
- F026G3FD018
- F026G3FD030
- F026G3FD033

4000K

Non Dimmable

- F026G4FA001
- F026G4FA006
- F026G4FA012
- F026G4FA018
- F026G4FA030
- F026G4FA033
- 1-10V
- F026G4FB001
- F026G4FB006
- F026G4FB012
- F026G4FB018
- F026G4FB030
- F026G4FB033
- Dali
- F026G4FD001
- F026G4FD006
- F026G4FD012
- F026G4FD018
- F026G4FD030
- F026G4FD033



@ 3000K

Optic Elliptical 2 24° x 50°

Power Led: 10,5W - 920 lm ≠ FIXT 699 lm - 2700K/CRI 80 - 220-240V / 10,5W - 966 lm ≠ FIXT 725 lm - 3000K/CRI 80 - 220-240V / 10,5W - 1012 lm ≠ FIXT 750 lm - 4000K/CRI 80 - 220-240V

2700K

Non Dimmable

- F026G2GA001
- F026G2GA006
- F026G2GA012
- F026G2GA018
- F026G2GA030
- F026G2GA033
- 1-10V
- F026G2GB001
- F026G2GB006
- F026G2GB012
- F026G2GB018
- F026G2GB030
- F026G2GB033
- Dali
- F026G2GD001
- F026G2GD006
- F026G2GD012
- F026G2GD018
- F026G2GD030
- F026G2GD033

3000K

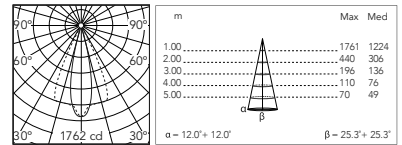
Non Dimmable

- F026G3GA001
- F026G3GA006
- F026G3GA012
- F026G3GA018
- F026G3GA030
- F026G3GA033
- 1-10V
- F026G3GB001
- F026G3GB006
- F026G3GB012
- F026G3GB018
- F026G3GB030
- F026G3GB033
- Dali
- F026G3GD001
- F026G3GD006
- F026G3GD012
- F026G3GD018
- F026G3GD030
- F026G3GD033

4000K

Non Dimmable

- F026G4GA001
- F026G4GA006
- F026G4GA012
- F026G4GA018
- F026G4GA030
- F026G4GA033
- 1-10V
- F026G4GB001
- F026G4GB006
- F026G4GB012
- F026G4GB018
- F026G4GB030
- F026G4GB033
- Dali
- F026G4GD001
- F026G4GD006
- F026G4GD012
- F026G4GD018
- F026G4GD030
- F026G4GD033



@ 3000K

Optic Wall Washer

Power Led: 10,5W - 920 lm ≠ FIXT 673 lm - 2700K/CRI 80 - 220-240V / 10,5W - 966 lm ≠ FIXT 698 lm - 3000K/CRI 80 - 220-240V / 10,5W - 1012 lm ≠ FIXT 672 lm - 4000K/CRI 80 - 220-240V

2700K

Non Dimmable

- F026G2HA001
- F026G2HA006
- F026G2HA012
- F026G2HA018
- F026G2HA030
- F026G2HA033
- 1-10V
- F026G2HB001
- F026G2HB006
- F026G2HB012
- F026G2HB018
- F026G2HB030
- F026G2HB033
- Dali
- F026G2HD001
- F026G2HD006
- F026G2HD012
- F026G2HD018
- F026G2HD030
- F026G2HD033

3000K

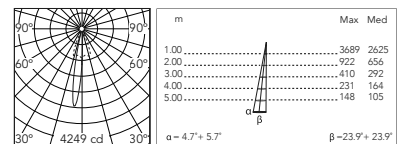
Non Dimmable

- F026G3HA001
- F026G3HA006
- F026G3HA012
- F026G3HA018
- F026G3HA030
- F026G3HA033
- 1-10V
- F026G3HB001
- F026G3HB006
- F026G3HB012
- F026G3HB018
- F026G3HB030
- F026G3HB033
- Dali
- F026G3HD001
- F026G3HD006
- F026G3HD012
- F026G3HD018
- F026G3HD030
- F026G3HD033

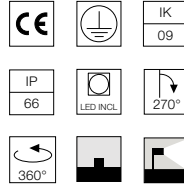
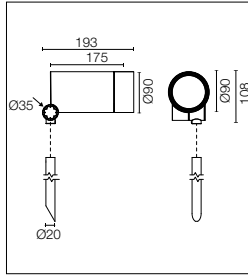
4000K

Non Dimmable

- F026G4HA001
- F026G4HA006
- F026G4HA012
- F026G4HA018
- F026G4HA030
- F026G4HA033
- 1-10V
- F026G4HB001
- F026G4HB006
- F026G4HB012
- F026G4HB018
- F026G4HB030
- F026G4HB033
- Dali
- F026G4HD001
- F026G4HD006
- F026G4HD012
- F026G4HD018
- F026G4HD030
- F026G4HD033



@ 3000K



Sorgente Power LED ad alta efficienza inclusa. Equipaggiato con snoot integrato per un maggiore comfort visivo; accessorio visor a taglio asimmetrico disponibile. Accessori collimatori disponibili per variare le aperture del fascio luminoso. Alimentazione elettrica 220-240V ON/ OFF e dimmerabile 1-10V o DALI integrata. Dotata di spezzone di cavo uscente in neoprene da 5m (10m a richiesta) per connessione elettrica remota; per garantire la tenuta è consigliabile utilizzare cavi flessibili idonei all'impiego in ambienti esterni. Accessorio asta per installazione a terra disponibile in due lunghezze da ordinare separatamente.

Energy-efficient Power LED source included Equipped with an integrated snoot for higher visual comfort: the asymmetrical cut visor is available as an accessory. Collimators are available as an accessory to modify the beam opening. Integrated electric power supply 220-240V ON/OFF and adjustable 1-10V or DALI. Equipped with a 5m neoprene cable (10m upon request) for remote connection. To guarantee its water tightness, it is recommended to use flexible cables designed for outdoor use. The rod for ground installations is available in two sizes and needs to be ordered separately.

2200K disponibile su richiesta.

2200K available on request.

Optic Spot 14,5°

Power Led: 17W - 1739 lm ≠ FIXT 1443 lm - 2700K/CRI 80 - 220-240V / 17W - 1803 lm ≠ FIXT 1497 lm - 3000K/CRI 80 - 220-240V / 17W - 1868 lm ≠ FIXT 1548 lm - 4000K/CRI 80 - 220-240V

2700K

Non Dimmable

- F026H2BA001
- F026H2BA006
- F026H2BA012
- F026H2BA018
- F026H2BA030
- F026H2BA033
- 1-10V
- F026H2BB001
- F026H2BB006
- F026H2BB012
- F026H2BB018
- F026H2BB030
- F026H2BB033
- Dali
- F026H2BD001
- F026H2BD006
- F026H2BD012
- F026H2BD018
- F026H2BD030
- F026H2BD033

3000K

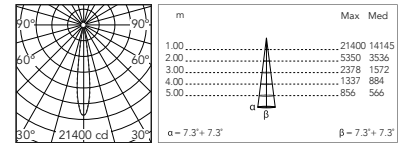
Non Dimmable

- F026H3BA001
- F026H3BA006
- F026H3BA012
- F026H3BA018
- F026H3BA030
- F026H3BA033
- 1-10V
- F026H3BB001
- F026H3BB006
- F026H3BB012
- F026H3BB018
- F026H3BB030
- F026H3BB033
- Dali
- F026H3BD001
- F026H3BD006
- F026H3BD012
- F026H3BD018
- F026H3BD030
- F026H3BD033

4000K

Non Dimmable

- F026H4BA001
- F026H4BA006
- F026H4BA012
- F026H4BA018
- F026H4BA030
- F026H4BA033
- 1-10V
- F026H4BB001
- F026H4BB006
- F026H4BB012
- F026H4BB018
- F026H4BB030
- F026H4BB033
- Dali
- F026H4BD001
- F026H4BD006
- F026H4BD012
- F026H4BD018
- F026H4BD030
- F026H4BD033



@ 3000K

Optic Medium Flood 26°

Power Led: 17W - 1739 lm ≠ FIXT 1336 lm - 2700K/CRI 80 - 220-240V / 17W - 1803 lm ≠ FIXT 1386 lm - 3000K/CRI 80 - 220-240V / 17W - 1868 lm ≠ FIXT 1434 lm - 4000K/CRI 80 - 220-240V

2700K

Non Dimmable

- F026H2CA001
- F026H2CA006
- F026H2CA012
- F026H2CA018
- F026H2CA030
- F026H2CA033
- 1-10V
- F026H2CB001
- F026H2CB006
- F026H2CB012
- F026H2CB018
- F026H2CB030
- F026H2CB033
- Dali
- F026H2CD001
- F026H2CD006
- F026H2CD012
- F026H2CD018
- F026H2CD030
- F026H2CD033

3000K

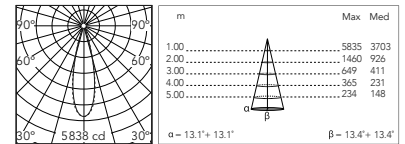
Non Dimmable

- F026H3CA001
- F026H3CA006
- F026H3CA012
- F026H3CA018
- F026H3CA030
- F026H3CA033
- 1-10V
- F026H3CB001
- F026H3CB006
- F026H3CB012
- F026H3CB018
- F026H3CB030
- F026H3CB033
- Dali
- F026H3CD001
- F026H3CD006
- F026H3CD012
- F026H3CD018
- F026H3CD030
- F026H3CD033

4000K

Non Dimmable

- F026H4CA001
- F026H4CA006
- F026H4CA012
- F026H4CA018
- F026H4CA030
- F026H4CA033
- 1-10V
- F026H4CB001
- F026H4CB006
- F026H4CB012
- F026H4CB018
- F026H4CB030
- F026H4CB033
- Dali
- F026H4CD001
- F026H4CD006
- F026H4CD012
- F026H4CD018
- F026H4CD030
- F026H4CD033



@ 3000K

Spine F 2 Ultra Hp

Optic Flood 36°

Power Led: 17W - 1739 lm ≠ FIXT 1302 lm - 2700K/CRI 80 - 220-240V / 17W - 1803 lm ≠ FIXT 1351 lm - 3000K/CRI 80 - 220-240V / 17W - 1868 lm ≠ FIXT 1397 lm - 4000K/CRI 80 - 220-240V

2700K

Non Dimmable

- F026H2DA001
- F026H2DA006
- F026H2DA012
- F026H2DA018
- F026H2DA030
- F026H2DA033
- 1-10V
- F026H2DB001
- F026H2DB006
- F026H2DB012
- F026H2DB018
- F026H2DB030
- F026H2DB033
- Dali
- F026H2DD001
- F026H2DD006
- F026H2DD012
- F026H2DD018
- F026H2DD030
- F026H2DD033

3000K

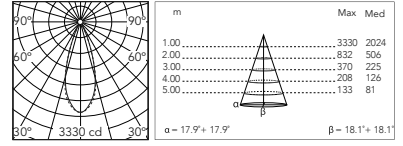
Non Dimmable

- F026H3DA001
- F026H3DA006
- F026H3DA012
- F026H3DA018
- F026H3DA030
- F026H3DA033
- 1-10V
- F026H3DB001
- F026H3DB006
- F026H3DB012
- F026H3DB018
- F026H3DB030
- F026H3DB033
- Dali
- F026H3DD001
- F026H3DD006
- F026H3DD012
- F026H3DD018
- F026H3DD030
- F026H3DD033

4000K

Non Dimmable

- F026H4DA001
- F026H4DA006
- F026H4DA012
- F026H4DA018
- F026H4DA030
- F026H4DA033
- 1-10V
- F026H4DB001
- F026H4DB006
- F026H4DB012
- F026H4DB018
- F026H4DB030
- F026H4DB033
- Dali
- F026H4DD001
- F026H4DD006
- F026H4DD012
- F026H4DD018
- F026H4DD030
- F026H4DD033



@ 3000K

Optic Wide Flood 52°

Power Led: 17W - 1739 lm ≠ FIXT 1303 lm - 2700K/CRI 80 - 220-240V / 17W - 1803 lm ≠ FIXT 1357 lm - 3000K/CRI 80 - 220-240V / 17W - 1868 lm ≠ FIXT 1411 lm - 4000K/CRI 80 - 220-240V

2700K

Non Dimmable

- F026H2EA001
- F026H2EA006
- F026H2EA012
- F026H2EA018
- F026H2EA030
- F026H2EA033
- 1-10V
- F026H2EB001
- F026H2EB006
- F026H2EB012
- F026H2EB018
- F026H2EB030
- F026H2EB033
- Dali
- F026H2ED001
- F026H2ED006
- F026H2ED012
- F026H2ED018
- F026H2ED030
- F026H2ED033

3000K

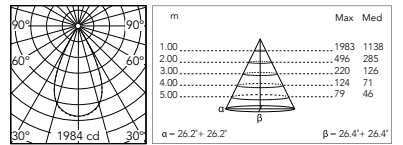
Non Dimmable

- F026H3EA001
- F026H3EA006
- F026H3EA012
- F026H3EA018
- F026H3EA030
- F026H3EA033
- 1-10V
- F026H3EB001
- F026H3EB006
- F026H3EB012
- F026H3EB018
- F026H3EB030
- F026H3EB033
- Dali
- F026H3ED001
- F026H3ED006
- F026H3ED012
- F026H3ED018
- F026H3ED030
- F026H3ED033

4000K

Non Dimmable

- F026H4EA001
- F026H4EA006
- F026H4EA012
- F026H4EA018
- F026H4EA030
- F026H4EA033
- 1-10V
- F026H4EB001
- F026H4EB006
- F026H4EB012
- F026H4EB018
- F026H4EB030
- F026H4EB033
- Dali
- F026H4ED001
- F026H4ED006
- F026H4ED012
- F026H4ED018
- F026H4ED030
- F026H4ED033



@ 3000K

Optic Elliptical 1 14° x 50°

Power Led: 17W - 1739 lm ≠ FIXT 1315 lm - 2700K/CRI 80 - 220-240V / 17W - 1803 lm ≠ FIXT 1364 lm - 3000K/CRI 80 - 220-240V / 17W - 1868 lm ≠ FIXT 1410 lm - 4000K/CRI 80 - 220-240V

2700K

Non Dimmable

- F026H2FA001
- F026H2FA006
- F026H2FA012
- F026H2FA018
- F026H2FA030
- F026H2FA033
- 1-10V
- F026H2FB001
- F026H2FB006
- F026H2FB012
- F026H2FB018
- F026H2FB030
- F026H2FB033
- Dali
- F026H2FD001
- F026H2FD006
- F026H2FD012
- F026H2FD018
- F026H2FD030
- F026H2FD033

3000K

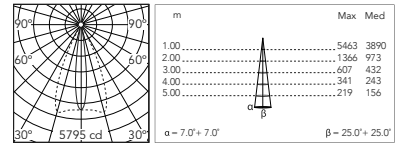
Non Dimmable

- F026H3FA001
- F026H3FA006
- F026H3FA012
- F026H3FA018
- F026H3FA030
- F026H3FA033
- 1-10V
- F026H3FB001
- F026H3FB006
- F026H3FB012
- F026H3FB018
- F026H3FB030
- F026H3FB033
- Dali
- F026H3FD001
- F026H3FD006
- F026H3FD012
- F026H3FD018
- F026H3FD030
- F026H3FD033

4000K

Non Dimmable

- F026H4FA001
- F026H4FA006
- F026H4FA012
- F026H4FA018
- F026H4FA030
- F026H4FA033
- 1-10V
- F026H4FB001
- F026H4FB006
- F026H4FB012
- F026H4FB018
- F026H4FB030
- F026H4FB033
- Dali
- F026H4FD001
- F026H4FD006
- F026H4FD012
- F026H4FD018
- F026H4FD030
- F026H4FD033



@ 3000K

Spine F 2 Ultra Hp

Optic Elliptical 2 25° x 52°

Power Led: 17W - 1739 lm ≠ FIXT 1298 lm - 2700K/CRI 80 - 220-240V / 17W - 1803 lm ≠ FIXT 1351 lm - 3000K/CRI 80 - 220-240V / 17W - 1868 lm ≠ FIXT 1393 lm - 4000K/CRI 80 - 220-240V

2700K

Non Dimmable

- F026H2GA001
- F026H2GA006
- F026H2GA012
- F026H2GA018
- F026H2GA030
- F026H2GA033
- 1-10V
- F026H2GB001
- F026H2GB006
- F026H2GB012
- F026H2GB018
- F026H2GB030
- F026H2GB033
- Dali
- F026H2GD001
- F026H2GD006
- F026H2GD012
- F026H2GD018
- F026H2GD030
- F026H2GD033

3000K

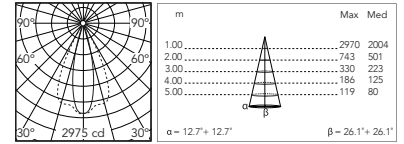
Non Dimmable

- F026H3GA001
- F026H3GA006
- F026H3GA012
- F026H3GA018
- F026H3GA030
- F026H3GA033
- 1-10V
- F026H3GB001
- F026H3GB006
- F026H3GB012
- F026H3GB018
- F026H3GB030
- F026H3GB033
- Dali
- F026H3GD001
- F026H3GD006
- F026H3GD012
- F026H3GD018
- F026H3GD030
- F026H3GD033

4000K

Non Dimmable

- F026H4GA001
- F026H4GA006
- F026H4GA012
- F026H4GA018
- F026H4GA030
- F026H4GA033
- 1-10V
- F026H4GB001
- F026H4GB006
- F026H4GB012
- F026H4GB018
- F026H4GB030
- F026H4GB033
- Dali
- F026H4GD001
- F026H4GD006
- F026H4GD012
- F026H4GD018
- F026H4GD030
- F026H4GD033



@ 3000K

Optic Wall Washer

Power Led: 17W - 1739 lm ≠ FIXT 1277 lm - 2700K/CRI 80 - 220-240V / 17W - 1803 lm ≠ FIXT 1325 lm - 3000K/CRI 80 - 220-240V / 17W - 1868 lm ≠ FIXT 1370 lm - 4000K/CRI 80 - 220-240V

2700K

Non Dimmable

- F026H2HA001
- F026H2HA006
- F026H2HA012
- F026H2HA018
- F026H2HA030
- F026H2HA033
- 1-10V
- F026H2HB001
- F026H2HB006
- F026H2HB012
- F026H2HB018
- F026H2HB030
- F026H2HB033
- Dali
- F026H2HD001
- F026H2HD006
- F026H2HD012
- F026H2HD018
- F026H2HD030
- F026H2HD033

3000K

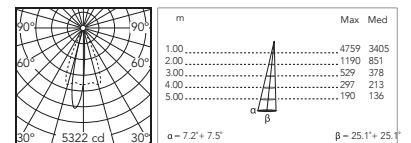
Non Dimmable

- F026H3HA001
- F026H3HA006
- F026H3HA012
- F026H3HA018
- F026H3HA030
- F026H3HA033
- 1-10V
- F026H3HB001
- F026H3HB006
- F026H3HB012
- F026H3HB018
- F026H3HB030
- F026H3HB033
- Dali
- F026H3HD001
- F026H3HD006
- F026H3HD012
- F026H3HD018
- F026H3HD030
- F026H3HD033

4000K


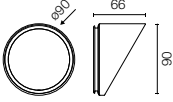

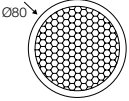

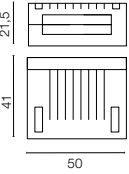

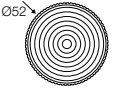

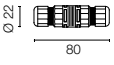

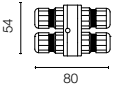



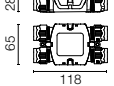

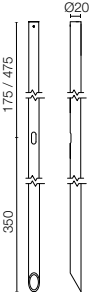
Non Dimmable

- F026H4HA001
- F026H4HA006
- F026H4HA012
- F026H4HA018
- F026H4HA030
- F026H4HA033
- 1-10V
- F026H4HB001
- F026H4HB006
- F026H4HB012
- F026H4HB018
- F026H4HB030
- F026H4HB033
- Dali
- F026H4HD001
- F026H4HD006
- F026H4HD012
- F026H4HD018
- F026H4HD030
- F026H4HD033




@ 3000K

Spine F 2 Ultra: Accessori / Accessories

Visor	Visor	<ul style="list-style-type: none"> ○ F026Z050001 ● F026Z050006 ● F026Z050012 ● F026Z050018 ● F026Z050030 ● F026Z050033 		
Honeycomb	Honeycomb Louvre	F026Z060000		
Gelbox IPX8 per connessione elettrica.	Gelbox IPX8 for splicing connectors.	F990C110000		
Lenti converter / Converter lenses:				
- Converter Spine 2 Optic Medium Flood		F029Z020000		
- Converter Spine 2 Optic Flood		F029Z021000		
- Converter Spine 2 Optic Wide Flood		F029Z022000		
- Converter Spine 2 Optic Elliptic 1		F029Z023000		
- Converter Spine 2 Optic Elliptic 2		F029Z024000		
- Converter Spine 2 Optic Wall Washer		F029Z025000		
Sistema di giunzione IP68 H2O Stop anti-condensa a 2 vie 4 poli.	2 way terminal block 4 poles IP68 H2O Stop.	F990C00A000		
Sistema di giunzione IP68 H2O Stop anti-condensa a 3/4 vie 4 poli. (Ø5,5÷12mm cavo).	3/4 way terminal block 4 poles IP68 H2O Stop. (ø5,5÷12mm cable).	F990C010000		
Kit connettore 5 poli presa volante + spina EU IP68.	Connector kit 5-pole flying socket + EU plug IP68.	F990C080000		
Scatola di derivazione 5 poli 4 vie IP68 (cavi 6-14 mm).	4 way junction box 5 poles IP68 (6-14 mm cables).	F990C030000		
Asta lunghezza 200 - 500 mm fuori terra per installazione nel terreno	Pole with an overground length of 200 - 500 mm for ground installation.	<ul style="list-style-type: none"> ○ 200 mm ○ F026Z020001 ● F026Z020006 ● F026Z020012 ● F026Z020018 ● F026Z020030 ● F026Z020033 ○ 500 mm ○ F026Z030001 ● F026Z030006 ● F026Z030012 ● F026Z030018 ● F026Z030030 ● F026Z030033 		



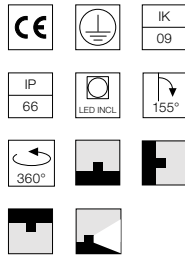
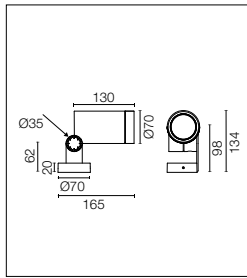
Spine L



La versione con braccio a L consente una facile connessione grazie alla possibilità dell'ingresso cavo laterale e un ingombro minimo in grado di soddisfare qualsiasi esigenza di installazione.

The L bracket option allows for an easier connection thanks to the possibility of a side cable entry as well as minimal size to meet any exigencies.

Spine L 1 Absolute



Sorgente COB LED inclusa. Alimentazione elettrica 220-240V ON/OFF integrata. Staffa minimale di fissaggio a L integrata. Dotata di spezzone di cavo uscente in neoprene da 5m (10m a richiesta) per connessione elettrica remota; per garantire la tenuta è consigliabile utilizzare cavi flessibili idonei all'impiego in ambienti esterni. Versione dimmerabile 1-10V o DALI con alimentatore remoto 24Vdc a richiesta.

LED COB light source integrated. Integrated electric power supply 220-240V ON/OFF. Minimum L-shaped mounting support integrated. Equipped with a 5m neoprene cable (10m upon request) for remote connection. To guarantee its water tightness, it is recommended to use flexible cables designed for outdoor use. Upon request: 1-10V or DALI dimmable version with 24Vdc remote power supply.

Optic Spot 15°

CoB Led: 11W - 1247 lm ≠ FIXT 923 lm - 2700K/CRI 80 - 220-240V / 11W - 1325 lm ≠ FIXT 982 lm - 3000K/CRI 80 - 220-240V / 11W - 1364 lm ≠ FIXT 1011 lm - 4000K/CRI 80 - 220-240V

2700K

Non Dimmable

- F025Q2BA001
- F025Q2BA006
- F025Q2BA012
- F025Q2BA018
- F025Q2BA030
- F025Q2BA033

3000K

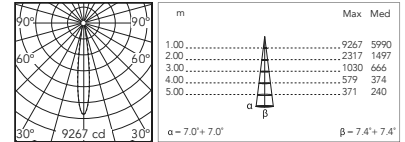
Non Dimmable

- F025Q3BA001
- F025Q3BA006
- F025Q3BA012
- F025Q3BA018
- F025Q3BA030
- F025Q3BA033

4000K

Non Dimmable

- F025Q4BA001
- F025Q4BA006
- F025Q4BA012
- F025Q4BA018
- F025Q4BA030
- F025Q4BA033



@ 3000K

Optic Medium Flood 33°

CoB Led: 11W - 1247 lm ≠ FIXT 906 lm - 2700K/CRI 80 - 220-240V / 11W - 1325 lm ≠ FIXT 964 lm - 3000K/CRI 80 - 220-240V / 11W - 1364 lm ≠ FIXT 993 lm - 4000K/CRI 80 - 220-240V

2700K

Non Dimmable

- F025Q2CA001
- F025Q2CA006
- F025Q2CA012
- F025Q2CA018
- F025Q2CA030
- F025Q2CA033

3000K

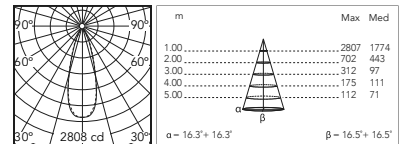
Non Dimmable

- F025Q3CA001
- F025Q3CA006
- F025Q3CA012
- F025Q3CA018
- F025Q3CA030
- F025Q3CA033

4000K

Non Dimmable

- F025Q4CA001
- F025Q4CA006
- F025Q4CA012
- F025Q4CA018
- F025Q4CA030
- F025Q4CA033



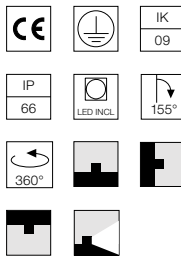
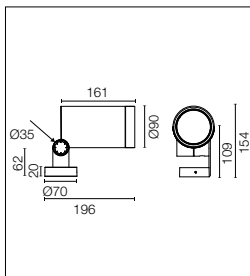
@ 3000K

Spine L 1 / L 2 Absolute: Accessori / Accessories

Honeycomb	Honeycomb Louvre	Spine L 1 F025Z060000		
Honeycomb	Honeycomb Louvre	Spine L 2 F026Z060000		
Gelbox IPX8 per connessione elettrica.	Gelbox IPX8 for splicing connectors.	Spine L 1 F990C100000		
Gelbox IPX8 per connessione elettrica.	Gelbox IPX8 for splicing connectors.	Spine L 2 F990C110000		

Spine L 1 / L 2 Absolute: Accessori per versioni non dimmable / Accessories for non-dimmable versions

Sistema di giunzione IP68 H2O Stop anti-condensa a 2 vie 4 poli.	2 way terminal block 4 poles IP68 H2O Stop.	F990C00A000		
Sistema di giunzione IP68 H2O Stop anti-condensa a 3/4 vie 4 poli. (Ø5,5÷12mm cavo).	3/4 way terminal block 4 poles IP68 H2O Stop. (Ø5,5÷12mm cable).	F990C010000		



Sorgente COB LED inclusa. Alimentazione elettrica 220-240V ON/ OFF e dimmerabile 1-10V o DALI integrata. Staffa minimale di fissaggio a L integrata. Dotata di spezzone di cavo uscente in neoprene da 5m (10m a richiesta) per connessione elettrica remota; per garantire la tenuta è consigliabile utilizzare cavi flessibili idonei all'impiego in ambienti esterni.

LED COB light source integrated. Integrated electric power supply 220-240V ON/OFF and adjustable 1-10V or DALI. Minimum L-shaped mounting support integrated. Equipped with a 5m neoprene cable (10m upon request) for remote connection. To guarantee its water tightness, it is recommended to use flexible cables designed for outdoor use.

Optic Spot 22°

CoB Led: 19,5W - 2197 lm ≠ FIXT 1939 lm - 2700K/CRI 80 - 220-240V / 19,5W - 2367 lm ≠ FIXT 2085 lm - 3000K/CRI 80 - 220-240V / 19,5W - 2497 lm ≠ FIXT 2120 lm - 4000K/CRI 80 - 220-240V

2700K

Non Dimmable

- F026Q2BA001.A
- F026Q2BA006.A
- F026Q2BA012.A
- F026Q2BA018.A
- F026Q2BA030.A
- F026Q2BA033.A
- 1-10V
- F026Q2BB001.A
- F026Q2BB006.A
- F026Q2BB012.A
- F026Q2BB018.A
- F026Q2BB030.A
- F026Q2BB033.A
- Dali
- F026Q2BD001.A
- F026Q2BD006.A
- F026Q2BD012.A
- F026Q2BD018.A
- F026Q2BD030.A
- F026Q2BD033.A

3000K

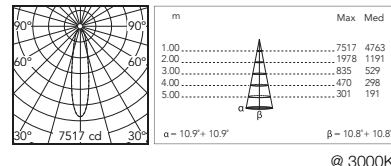
Non Dimmable

- F026Q3BA001.A
- F026Q3BA006.A
- F026Q3BA012.A
- F026Q3BA018.A
- F026Q3BA030.A
- F026Q3BA033.A
- 1-10V
- F026Q3BB001.A
- F026Q3BB006.A
- F026Q3BB012.A
- F026Q3BB018.A
- F026Q3BB030.A
- F026Q3BB033.A
- Dali
- F026Q3BD001.A
- F026Q3BD006.A
- F026Q3BD012.A
- F026Q3BD018.A
- F026Q3BD030.A
- F026Q3BD033.A

4000K

Non Dimmable

- F026Q4BA001.A
- F026Q4BA006.A
- F026Q4BA012.A
- F026Q4BA018.A
- F026Q4BA030.A
- F026Q4BA033.A
- 1-10V
- F026Q4BB001.A
- F026Q4BB006.A
- F026Q4BB012.A
- F026Q4BB018.A
- F026Q4BB030.A
- F026Q4BB033.A
- Dali
- F026Q4BD001.A
- F026Q4BD006.A
- F026Q4BD012.A
- F026Q4BD018.A
- F026Q4BD030.A
- F026Q4BD033.A



Optic Medium Flood 43°

CoB Led: 19,5W - 2197 lm ≠ FIXT 2026 lm - 2700K/CRI 80 - 220-240V / 19,5W - 2367 lm ≠ FIXT 2178 lm - 3000K/CRI 80 - 220-240V / 19,5W - 2497 lm ≠ FIXT 2298 lm - 4000K/CRI 80 - 220-240V

2700K

Non Dimmable

- F026Q2CA001.A
- F026Q2CA006.A
- F026Q2CA012.A
- F026Q2CA018.A
- F026Q2CA030.A
- F026Q2CA033.A
- 1-10V
- F026Q2CB001.A
- F026Q2CB006.A
- F026Q2CB012.A
- F026Q2CB018.A
- F026Q2CB030.A
- F026Q2CB033.A
- Dali
- F026Q2CD001.A
- F026Q2CD006.A
- F026Q2CD012.A
- F026Q2CD018.A
- F026Q2CD030.A
- F026Q2CD033.A

3000K

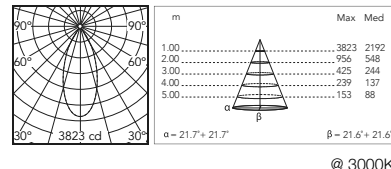
Non Dimmable

- F026Q3CA001.A
- F026Q3CA006.A
- F026Q3CA012.A
- F026Q3CA018.A
- F026Q3CA030.A
- F026Q3CA033.A
- 1-10V
- F026Q3CB001.A
- F026Q3CB006.A
- F026Q3CB012.A
- F026Q3CB018.A
- F026Q3CB030.A
- F026Q3CB033.A
- Dali
- F026Q3CD001.A
- F026Q3CD006.A
- F026Q3CD012.A
- F026Q3CD018.A
- F026Q3CD030.A
- F026Q3CD033.A

4000K

Non Dimmable

- F026Q4CA001.A
- F026Q4CA006.A
- F026Q4CA012.A
- F026Q4CA018.A
- F026Q4CA030.A
- F026Q4CA033.A
- 1-10V
- F026Q4CB001.A
- F026Q4CB006.A
- F026Q4CB012.A
- F026Q4CB018.A
- F026Q4CB030.A
- F026Q4CB033.A
- Dali
- F026Q4CD001.A
- F026Q4CD006.A
- F026Q4CD012.A
- F026Q4CD018.A
- F026Q4CD030.A
- F026Q4CD033.A



Spine L 2 Absolute: Accessori per versioni Dimmerabili / Accessories for dimmable versions

Kit connettore 5 poli presa volante + spina EU IP68.

Connector kit 5-pole flying socket + EU plug IP68.

F990C080000

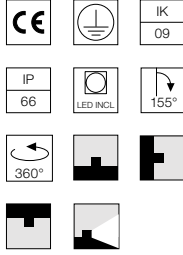
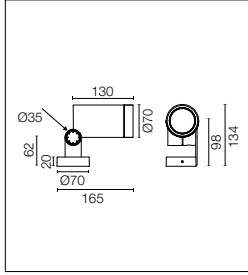


Scatola di derivazione 5 poli 4 vie IP68 (cavi 6-14 mm).

4 way junction box 5 poles IP68 (6-14 mm cables).

F990C030000





Sorgente Power LED inclusa. Equipaggiato con snoot integrato per un maggiore comfort visivo. Accessori collimatori disponibili per variare le aperture del fascio luminoso. Alimentazione elettrica 220-240V ON/OFF integrata. Staffa minima di fissaggio a L integrata. Dotata di spezzone di cavo uscente in neoprene da 5m (10m a richiesta) per connessione elettrica remota; per garantire la tenuta è consigliabile utilizzare cavi flessibili idonei all'impiego in ambienti esterni. Versione dimmerabile 1-10V o DALI con alimentatore remoto 24Vdc a richiesta.

Power LED source included. Equipped with an integrated snoot for higher visual comfort. Collimators are available as an accessory to modify the beam opening. Integrated electric power supply 220-240V ON/OFF. Minimum L-shaped mounting support integrated. Equipped with a 5m neoprene cable (10m upon request) for remote connection. To guarantee its water tightness, it is recommended to use flexible cables designed for outdoor use. Upon request: 1-10V or DALI dimmable version with 24Vdc remote power supply.

2200K disponibile su richiesta.

2200K available on request.

Optic Narrow Spot 7°

Power Led: 3,5W - 168 lm ≠ FIXT 143 lm - 2700K/CRI 80 - 220-240V / 3,5W - 174 lm ≠ FIXT 149 lm - 3000K/CRI 80 - 220-240V / 3,5W - 180 lm ≠ FIXT 154 lm - 4000K/CRI 80 - 220-240V

2700K

Non Dimmable

- F025V2AA001
- F025V2AA006
- F025V2AA012
- F025V2AA018
- F025V2AA030
- F025V2AA033

3000K

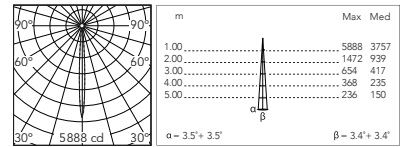
Non Dimmable

- F025V3AA001
- F025V3AA006
- F025V3AA012
- F025V3AA018
- F025V3AA030
- F025V3AA033

4000K

Non Dimmable

- F025V4AA001
- F025V4AA006
- F025V4AA012
- F025V4AA018
- F025V4AA030
- F025V4AA033



@ 3000K

Optic Spot 14°

Power Led: 7,9W - 671 lm ≠ FIXT 550 lm - 2700K/CRI 80 - 220-240V / 7,9W - 696 lm ≠ FIXT 571 lm - 3000K/CRI 80 - 220-240V / 7,9W - 720 lm ≠ FIXT 591 lm - 4000K/CRI 80 - 220-240V

2700K

Non Dimmable

- F025V2BA001
- F025V2BA006
- F025V2BA012
- F025V2BA018
- F025V2BA030
- F025V2BA033

3000K

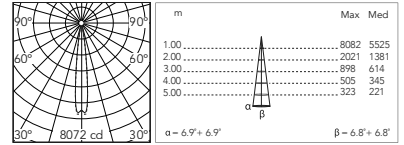
Non Dimmable

- F025V3BA001
- F025V3BA006
- F025V3BA012
- F025V3BA018
- F025V3BA030
- F025V3BA033

4000K

Non Dimmable

- F025V4BA001
- F025V4BA006
- F025V4BA012
- F025V4BA018
- F025V4BA030
- F025V4BA033



@ 3000K

Optic Medium Flood 24,5°

Power Led: 7,9W - 671 lm ≠ FIXT 499 lm - 2700K/CRI 80 - 220-240V / 7,9W - 696 lm ≠ FIXT 518 lm - 3000K/CRI 80 - 220-240V / 7,9W - 720 lm ≠ FIXT 536 lm - 4000K/CRI 80 - 220-240V

2700K

Non Dimmable

- F025V2CA001
- F025V2CA006
- F025V2CA012
- F025V2CA018
- F025V2CA030
- F025V2CA033

3000K

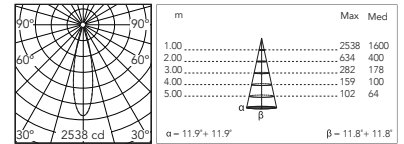
Non Dimmable

- F025V3CA001
- F025V3CA006
- F025V3CA012
- F025V3CA018
- F025V3CA030
- F025V3CA033

4000K

Non Dimmable

- F025V4CA001
- F025V4CA006
- F025V4CA012
- F025V4CA018
- F025V4CA030
- F025V4CA033



@ 3000K

Optic Flood 32°

Power Led: 7,9W - 671 lm ≠ FIXT 482 lm - 2700K/CRI 80 - 220-240V / 7,9W - 696 lm ≠ FIXT 500 lm - 3000K/CRI 80 - 220-240V / 7,9W - 720 lm ≠ FIXT 518 lm - 4000K/CRI 80 - 220-240V

2700K

Non Dimmable

- F025V2DA001
- F025V2DA006
- F025V2DA012
- F025V2DA018
- F025V2DA030
- F025V2DA033

3000K

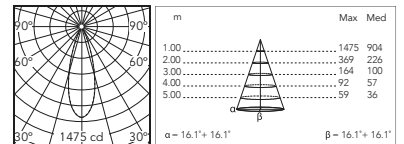
Non Dimmable

- F025V3DA001
- F025V3DA006
- F025V3DA012
- F025V3DA018
- F025V3DA030
- F025V3DA033

4000K

Non Dimmable

- F025V4DA001
- F025V4DA006
- F025V4DA012
- F025V4DA018
- F025V4DA030
- F025V4DA033



@ 3000K

Spine L 1 Pro

Optic Wide Flood 49°

Power Led: 7,9W - 671 lm ≠ FIXT 480 lm - 2700K/CRI 80 - 220-240V / 7,9W - 696 lm ≠ FIXT 490 lm - 3000K/CRI 80 - 220-240V / 7,9W - 720 lm ≠ FIXT 505 lm - 4000K/CRI 80 - 220-240V

2700K

Non Dimmable

- F025V2EA001
- F025V2EA006
- F025V2EA012
- F025V2EA018
- F025V2EA030
- F025V2EA033

3000K

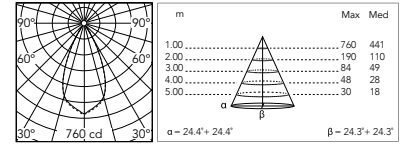
Non Dimmable

- F025V3EA001
- F025V3EA006
- F025V3EA012
- F025V3EA018
- F025V3EA030
- F025V3EA033

4000K

Non Dimmable

- F025V4EA001
- F025V4EA006
- F025V4EA012
- F025V4EA018
- F025V4EA030
- F025V4EA033



@ 3000K

Optic Elliptical 1 13,5° x 50°

Power Led: 7,9W - 671 lm ≠ FIXT 500 lm - 2700K/CRI 80 - 220-240V / 7,9W - 696 lm ≠ FIXT 519 lm - 3000K/CRI 80 - 220-240V / 7,9W - 720 lm ≠ FIXT 537 lm - 4000K/CRI 80 - 220-240V

2700K

Non Dimmable

- F025V2FA001
- F025V2FA006
- F025V2FA012
- F025V2FA018
- F025V2FA030
- F025V2FA033

3000K

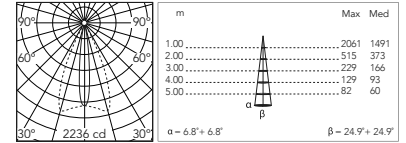
Non Dimmable

- F025V3FA001
- F025V3FA006
- F025V3FA012
- F025V3FA018
- F025V3FA030
- F025V3FA033

4000K

Non Dimmable

- F025V4FA001
- F025V4FA006
- F025V4FA012
- F025V4FA018
- F025V4FA030
- F025V4FA033



@ 3000K

Optic Elliptical 2 26° x 51°

Power Led: 7,9W - 671 lm ≠ FIXT 487 lm - 2700K/CRI 80 - 220-240V / 7,9W - 696 lm ≠ FIXT 505 lm - 3000K/CRI 80 - 220-240V / 7,9W - 720 lm ≠ FIXT 523 lm - 4000K/CRI 80 - 220-240V

2700K

Non Dimmable

- F025V2GA001
- F025V2GA006
- F025V2GA012
- F025V2GA018
- F025V2GA030
- F025V2GA033

3000K

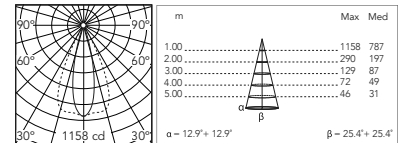
Non Dimmable

- F025V3GA001
- F025V3GA006
- F025V3GA012
- F025V3GA018
- F025V3GA030
- F025V3GA033

4000K

Non Dimmable

- F025V4GA001
- F025V4GA006
- F025V4GA012
- F025V4GA018
- F025V4GA030
- F025V4GA033



@ 3000K

Optic Wall Washer

Power Led: 7,9W - 671 lm ≠ FIXT 471 lm - 2700K/CRI 80 - 220-240V / 7,9W - 696 lm ≠ FIXT 489 lm - 3000K/CRI 80 - 220-240V / 7,9W - 720 lm ≠ FIXT 506 lm - 4000K/CRI 80 - 220-240V

2700K

Non Dimmable

- F025V2HA001
- F025V2HA006
- F025V2HA012
- F025V2HA018
- F025V2HA030
- F025V2HA033

3000K

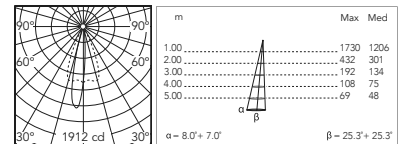
Non Dimmable

- F025V3HA001
- F025V3HA006
- F025V3HA012
- F025V3HA018
- F025V3HA030
- F025V3HA033

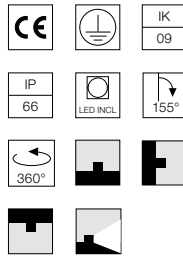
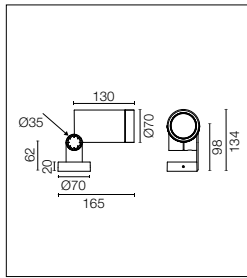
4000K

Non Dimmable

- F025V4HA001
- F025V4HA006
- F025V4HA012
- F025V4HA018
- F025V4HA030
- F025V4HA033



@ 3000K



Sorgente Power LED ad alta efficienza inclusa. Equipaggiato con snoot integrato per un maggiore comfort visivo. Accessori collimatori disponibili per variare le aperture del fascio luminoso. Alimentazione elettrica 220-240V ON/OFF integrata. Staffa minimale di fissaggio a L integrata. Dotata di spezzone di cavo uscente in neoprene da 5m (10m a richiesta) per connessione elettrica remota; per garantire la tenuta è consigliabile utilizzare cavi flessibili idonei all'impiego in ambienti esterni. Versione dimmerabile 1-10V o DALI con alimentatore remoto 24Vdc a richiesta.

Energy-efficient Power LED source included Equipped with an integrated snoot for higher visual comfort. Collimators are available as an accessory to modify the beam opening. Integrated electric power supply 220-240V ON/OFF. Minimum L-shaped mounting support integrated. Equipped with a 5m neoprene cable (10m upon request) for remote connection. To guarantee its water tightness, it is recommended to use flexible cables designed for outdoor use. Upon request: 1-10V or DALI dimmable version with 24Vdc remote power supply.

Optic Spot 12°

Power Led: 10,5W - 920 lm ≠ FIXT 680 lm - 2700K/CRI 80 - 220-240V / 10,5W - 966 lm ≠ FIXT 706 lm - 3000K/CRI 80 - 220-240V / 10,5W - 1012 lm ≠ FIXT 730 lm - 4000K/CRI 80 - 220-240V

2700K

Non Dimmable

- F025W2BA001
- F025W2BA006
- F025W2BA012
- F025W2BA018
- F025W2BA030
- F025W2BA033

3000K

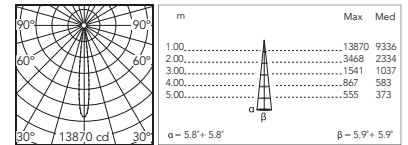
Non Dimmable

- F025W3BA001
- F025W3BA006
- F025W3BA012
- F025W3BA018
- F025W3BA030
- F025W3BA033

4000K

Non Dimmable

- F025W4BA001
- F025W4BA006
- F025W4BA012
- F025W4BA018
- F025W4BA030
- F025W4BA033



@ 3000K

Optic Medium Flood 26,5°

Power Led: 10,5W - 920 lm ≠ FIXT 594 lm - 2700K/CRI 80 - 220-240V / 10,5W - 966 lm ≠ FIXT 630 lm - 3000K/CRI 80 - 220-240V / 10,5W - 1012 lm ≠ FIXT 654 lm - 4000K/CRI 80 - 220-240V

2700K

Non Dimmable

- F025W2CA001
- F025W2CA006
- F025W2CA012
- F025W2CA018
- F025W2CA030
- F025W2CA033

3000K

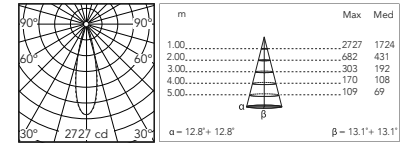
Non Dimmable

- F025W3CA001
- F025W3CA006
- F025W3CA012
- F025W3CA018
- F025W3CA030
- F025W3CA033

4000K

Non Dimmable

- F025W4CA001
- F025W4CA006
- F025W4CA012
- F025W4CA018
- F025W4CA030
- F025W4CA033



@ 3000K

Optic Flood 33,5°

Power Led: 10,5W - 920 lm ≠ FIXT 592 lm - 2700K/CRI 80 - 220-240V / 10,5W - 966 lm ≠ FIXT 627 lm - 3000K/CRI 80 - 220-240V / 10,5W - 1012 lm ≠ FIXT 651 lm - 4000K/CRI 80 - 220-240V

2700K

Non Dimmable

- F025W2DA001
- F025W2DA006
- F025W2DA012
- F025W2DA018
- F025W2DA030
- F025W2DA033

3000K

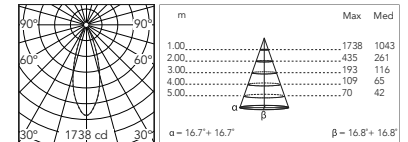
Non Dimmable

- F025W3DA001
- F025W3DA006
- F025W3DA012
- F025W3DA018
- F025W3DA030
- F025W3DA033

4000K

Non Dimmable

- F025W4DA001
- F025W4DA006
- F025W4DA012
- F025W4DA018
- F025W4DA030
- F025W4DA033



@ 3000K

Optic Wide Flood 50°

Power Led: 10,5W - 920 lm ≠ FIXT 591 lm - 2700K/CRI 80 - 220-240V / 10,5W - 966 lm ≠ FIXT 619 lm - 3000K/CRI 80 - 220-240V / 10,5W - 1012 lm ≠ FIXT 650 lm - 4000K/CRI 80 - 220-240V

2700K

Non Dimmable

- F025W2EA001
- F025W2EA006
- F025W2EA012
- F025W2EA018
- F025W2EA030
- F025W2EA033

3000K

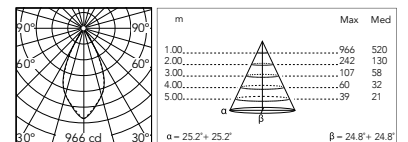
Non Dimmable

- F025W3EA001
- F025W3EA006
- F025W3EA012
- F025W3EA018
- F025W3EA030
- F025W3EA033

4000K

Non Dimmable

- F025W4EA001
- F025W4EA006
- F025W4EA012
- F025W4EA018
- F025W4EA030
- F025W4EA033



@ 3000K

Spine L 1 Pro Hp

Optic Elliptical 1 11,5° x 49°

Power Led: 10,5W - 920 lm ≠ FIXT 603 lm - 2700K/CRI 80 - 220-240V / 10,5W - 966 lm ≠ FIXT 639 lm - 3000K/CRI 80 - 220-240V / 10,5W - 1012 lm ≠ FIXT 663 lm - 4000K/CRI 80 - 220-240V

2700K

Non Dimmable

- F025W2FA001
- F025W2FA006
- F025W2FA012
- F025W2FA018
- F025W2FA030
- F025W2FA033

3000K

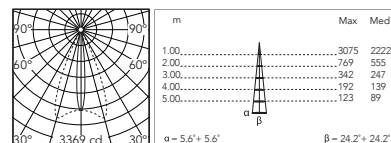
Non Dimmable

- F025W3FA001
- F025W3FA006
- F025W3FA012
- F025W3FA018
- F025W3FA030
- F025W3FA033

4000K

Non Dimmable

- F025W4FA001
- F025W4FA006
- F025W4FA012
- F025W4FA018
- F025W4FA030
- F025W4FA033



@ 3000K

Optic Elliptical 2 25,5° x 50°

Power Led: 10,5W - 920 lm ≠ FIXT 601 lm - 2700K/CRI 80 - 220-240V / 10,5W - 966 lm ≠ FIXT 624 lm - 3000K/CRI 80 - 220-240V / 10,5W - 1012 lm ≠ FIXT 645 lm - 4000K/CRI 80 - 220-240V

2700K

Non Dimmable

- F025W2GA001
- F025W2GA006
- F025W2GA012
- F025W2GA018
- F025W2GA030
- F025W2GA033

3000K

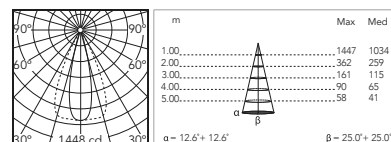
Non Dimmable

- F025W3GA001
- F025W3GA006
- F025W3GA012
- F025W3GA018
- F025W3GA030
- F025W3GA033

4000K

Non Dimmable

- F025W4GA001
- F025W4GA006
- F025W4GA012
- F025W4GA018
- F025W4GA030
- F025W4GA033



@ 3000K

Optic Wall Washer

Power Led: 10,5W - 920 lm ≠ FIXT 574 lm - 2700K/CRI 80 - 220-240V / 10,5W - 966 lm ≠ FIXT 609 lm - 3000K/CRI 80 - 220-240V / 10,5W - 1012 lm ≠ FIXT 631 lm - 4000K/CRI 80 - 220-240V

2700K

Non Dimmable

- F025W2HA001
- F025W2HA006
- F025W2HA012
- F025W2HA018
- F025W2HA030
- F025W2HA033

3000K

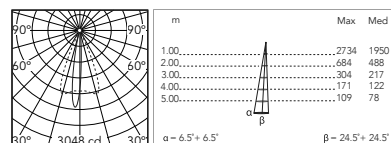
Non Dimmable

- F025W3HA001
- F025W3HA006
- F025W3HA012
- F025W3HA018
- F025W3HA030
- F025W3HA033

4000K

Non Dimmable

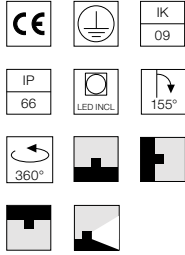
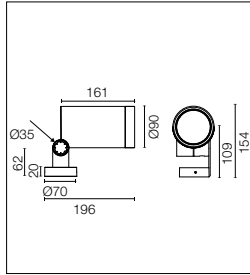
- F025W4HA001
- F025W4HA006
- F025W4HA012
- F025W4HA018
- F025W4HA030
- F025W4HA033



@ 3000K

Spine L 1 Pro: Accessori / Accessories

Honeycomb	Honeycomb Louvre	F025Z060000		
Gelbox IPX8 per connessione elettrica.	Gelbox IPX8 for splicing connectors.	F990C100000		
Sistema di giunzione IP68 H2O Stop anti-condensa a 2 vie 4 poli.	2 way terminal block 4 poles IP68 H2O Stop.	F990C00A000		
Sistema di giunzione IP68 H2O Stop anti-condensa a 3/4 vie 4 poli. (Ø5,5÷12mm cavo).	3/4 way terminal block 4 poles IP68 H2O Stop. (Ø5,5÷12mm cable).	F990C010000		
Lenti converter / Converter lenses:				
- Converter Spine 1 Optic Medium Flood		F029Z010000		
- Converter Spine 1 Optic Flood		F029Z011000		
- Converter Spine 1 Optic Wide Flood		F029Z012000		
- Converter Spine 1 Optic Elliptic 1		F029Z013000		
- Converter Spine 1 Optic Elliptic 2		F029Z014000		
- Converter Spine 1 Optic Wall Washer		F029Z015000		



Sorgente Power LED inclusa. Equipaggiato con snoot integrato per un maggiore comfort visivo. Accessori collimatori disponibili per variare le aperture del fascio luminoso. Alimentazione elettrica 220-240V ON/OFF e dimmerabile 1-10V o DALI integrata. Staffa minimale di fissaggio a L integrata. Dotata di spezzone di cavo uscente in neoprene da 5m (10m a richiesta) per connessione elettrica remota; per garantire la tenuta è consigliabile utilizzare cavi flessibili idonei all'impiego in ambienti esterni.

Power LED source included. Equipped with an integrated snoot for higher visual comfort. Collimators are available as an accessory to modify the beam opening. Integrated electric power supply 220-240V ON/OFF and adjustable 1-10V or DALI. Minimum L-shaped mounting support integrated. Equipped with a 5m neoprene cable (10m upon request) for remote connection. To guarantee its water tightness, it is recommended to use flexible cables designed for outdoor use.

Optic Narrow Spot

2200K disponibile su richiesta.

Optic Narrow Spot

2200K available on request.

Optic Narrow Spot 6°

Power Led: 4,1W - 248 lm ≠ FIXT 230 lm - 2700K/CRI 80 - 220-240V / 4,1W - 258 lm ≠ FIXT 239 lm - 3000K/CRI 80 - 220-240V / 4,1W - 267 lm ≠ FIXT 247 lm - 4000K/CRI 80 - 220-240V

2700K

Non Dimmable

- F026V2AA001
- F026V2AA006
- F026V2AA012
- F026V2AA018
- F026V2AA030
- F026V2AA033
- 1-10V
- F026V2AB001
- F026V2AB006
- F026V2AB012
- F026V2AB018
- F026V2AB030
- F026V2AB033
- Dali
- F026V2AD001
- F026V2AD006
- F026V2AD012
- F026V2AD018
- F026V2AD030
- F026V2AD033

3000K

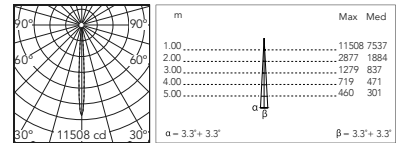
Non Dimmable

- F026V3AA001
- F026V3AA006
- F026V3AA012
- F026V3AA018
- F026V3AA030
- F026V3AA033
- 1-10V
- F026V3AB001
- F026V3AB006
- F026V3AB012
- F026V3AB018
- F026V3AB030
- F026V3AB033
- Dali
- F026V3AD001
- F026V3AD006
- F026V3AD012
- F026V3AD018
- F026V3AD030
- F026V3AD033

4000K

Non Dimmable

- F026V4AA001
- F026V4AA006
- F026V4AA012
- F026V4AA018
- F026V4AA030
- F026V4AA033
- 1-10V
- F026V4AB001
- F026V4AB006
- F026V4AB012
- F026V4AB018
- F026V4AB030
- F026V4AB033
- Dali
- F026V4AD001
- F026V4AD006
- F026V4AD012
- F026V4AD018
- F026V4AD030
- F026V4AD033



@ 3000K

Optic Spot 9,5°

Power Led: 10,5W - 920 lm ≠ FIXT 769 lm - 2700K/CRI 80 - 220-240V / 10,5W - 966 lm ≠ FIXT 808 lm - 3000K/CRI 80 - 220-240V / 10,5W - 1012 lm ≠ FIXT 846 lm - 4000K/CRI 80 - 220-240V

2700K

Non Dimmable

- F026V2BA001
- F026V2BA006
- F026V2BA012
- F026V2BA018
- F026V2BA030
- F026V2BA033
- 1-10V
- F026V2BB001
- F026V2BB006
- F026V2BB012
- F026V2BB018
- F026V2BB030
- F026V2BB033
- Dali
- F026V2BD001
- F026V2BD006
- F026V2BD012
- F026V2BD018
- F026V2BD030
- F026V2BD033

3000K

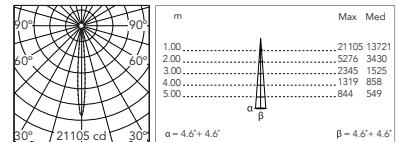
Non Dimmable

- F026V3BA001
- F026V3BA006
- F026V3BA012
- F026V3BA018
- F026V3BA030
- F026V3BA033
- 1-10V
- F026V3BB001
- F026V3BB006
- F026V3BB012
- F026V3BB018
- F026V3BB030
- F026V3BB033
- Dali
- F026V3BD001
- F026V3BD006
- F026V3BD012
- F026V3BD018
- F026V3BD030
- F026V3BD033

4000K

Non Dimmable

- F026V4BA001
- F026V4BA006
- F026V4BA012
- F026V4BA018
- F026V4BA030
- F026V4BA033
- 1-10V
- F026V4BB001
- F026V4BB006
- F026V4BB012
- F026V4BB018
- F026V4BB030
- F026V4BB033
- Dali
- F026V4BD001
- F026V4BD006
- F026V4BD012
- F026V4BD018
- F026V4BD030
- F026V4BD033



@ 3000K

Optic Medium Flood 28°

Power Led: 10,5W - 920 lm ≠ FIXT 715 lm - 2700K/CRI 80 - 220-240V / 10,5W - 966 lm ≠ FIXT 742 lm - 3000K/CRI 80 - 220-240V / 10,5W - 1012 lm ≠ FIXT 767 lm - 4000K/CRI 80 - 220-240V

2700K

Non Dimmable

- F026V2CA001
- F026V2CA006
- F026V2CA012
- F026V2CA018
- F026V2CA030
- F026V2CA033
- 1-10V
- F026V2CB001
- F026V2CB006
- F026V2CB012
- F026V2CB018
- F026V2CB030
- F026V2CB033
- Dali
- F026V2CD001
- F026V2CD006
- F026V2CD012
- F026V2CD018
- F026V2CD030
- F026V2CD033

3000K

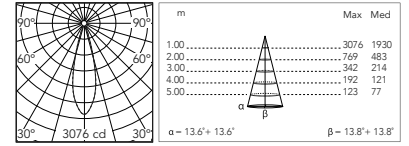
Non Dimmable

- F026V3CA001
- F026V3CA006
- F026V3CA012
- F026V3CA018
- F026V3CA030
- F026V3CA033
- 1-10V
- F026V3CB001
- F026V3CB006
- F026V3CB012
- F026V3CB018
- F026V3CB030
- F026V3CB033
- Dali
- F026V3CD001
- F026V3CD006
- F026V3CD012
- F026V3CD018
- F026V3CD030
- F026V3CD033

4000K

Non Dimmable

- F026V4CA001
- F026V4CA006
- F026V4CA012
- F026V4CA018
- F026V4CA030
- F026V4CA033
- 1-10V
- F026V4CB001
- F026V4CB006
- F026V4CB012
- F026V4CB018
- F026V4CB030
- F026V4CB033
- Dali
- F026V4CD001
- F026V4CD006
- F026V4CD012
- F026V4CD018
- F026V4CD030
- F026V4CD033



@ 3000K

Optic Flood 33°

Power Led: 10,5W - 920 lm ≠ FIXT 695 lm - 2700K/CRI 80 - 220-240V / 10,5W - 966 lm ≠ FIXT 721 lm - 3000K/CRI 80 - 220-240V / 10,5W - 1012 lm ≠ FIXT 746 lm - 4000K/CRI 80 - 220-240V

2700K

Non Dimmable

- F026V2DA001
- F026V2DA006
- F026V2DA012
- F026V2DA018
- F026V2DA030
- F026V2DA033
- 1-10V
- F026V2DB001
- F026V2DB006
- F026V2DB012
- F026V2DB018
- F026V2DB030
- F026V2DB033
- Dali
- F026V2DD001
- F026V2DD006
- F026V2DD012
- F026V2DD018
- F026V2DD030
- F026V2DD033

3000K

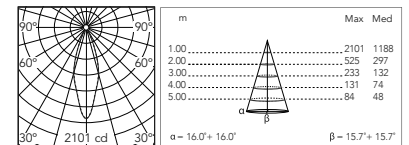
Non Dimmable

- F026V3DA001
- F026V3DA006
- F026V3DA012
- F026V3DA018
- F026V3DA030
- F026V3DA033
- 1-10V
- F026V3DB001
- F026V3DB006
- F026V3DB012
- F026V3DB018
- F026V3DB030
- F026V3DB033
- Dali
- F026V3DD001
- F026V3DD006
- F026V3DD012
- F026V3DD018
- F026V3DD030
- F026V3DD033

4000K

Non Dimmable

- F026V4DA001
- F026V4DA006
- F026V4DA012
- F026V4DA018
- F026V4DA030
- F026V4DA033
- 1-10V
- F026V4DB001
- F026V4DB006
- F026V4DB012
- F026V4DB018
- F026V4DB030
- F026V4DB033
- Dali
- F026V4DD001
- F026V4DD006
- F026V4DD012
- F026V4DD018
- F026V4DD030
- F026V4DD033



@ 3000K

Optic Wide Flood 51°

Power Led: 10,5W - 920 lm ≠ FIXT 711 lm - 2700K/CRI 80 - 220-240V / 10,5W - 966 lm ≠ FIXT 741 lm - 3000K/CRI 80 - 220-240V / 10,5W - 1012 lm ≠ FIXT 778 lm - 4000K/CRI 80 - 220-240V

2700K

Non Dimmable

- F026V2EA001
- F026V2EA006
- F026V2EA012
- F026V2EA018
- F026V2EA030
- F026V2EA033
- 1-10V
- F026V2EB001
- F026V2EB006
- F026V2EB012
- F026V2EB018
- F026V2EB030
- F026V2EB033
- Dali
- F026V2ED001
- F026V2ED006
- F026V2ED012
- F026V2ED018
- F026V2ED030
- F026V2ED033

3000K

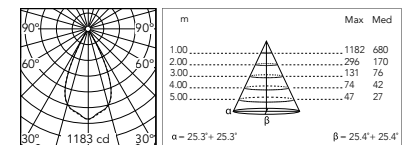
Non Dimmable

- F026V3EA001
- F026V3EA006
- F026V3EA012
- F026V3EA018
- F026V3EA030
- F026V3EA033
- 1-10V
- F026V3EB001
- F026V3EB006
- F026V3EB012
- F026V3EB018
- F026V3EB030
- F026V3EB033
- Dali
- F026V3ED001
- F026V3ED006
- F026V3ED012
- F026V3ED018
- F026V3ED030
- F026V3ED033

4000K

Non Dimmable

- F026V4EA001
- F026V4EA006
- F026V4EA012
- F026V4EA018
- F026V4EA030
- F026V4EA033
- 1-10V
- F026V4EB001
- F026V4EB006
- F026V4EB012
- F026V4EB018
- F026V4EB030
- F026V4EB033
- Dali
- F026V4ED001
- F026V4ED006
- F026V4ED012
- F026V4ED018
- F026V4ED030
- F026V4ED033



@ 3000K

Spine L 2 Pro

Optic Elliptical 1 9,5° x 48°

Power Led: 10,5W - 920 lm ≠ FIXT 717 lm - 2700K/CRI 80 - 220-240V / 10,5W - 966 lm ≠ FIXT 744 lm - 3000K/CRI 80 - 220-240V / 10,5W - 1012 lm ≠ FIXT 770 lm - 4000K/CRI 80 - 220-240V

2700K

Non Dimmable

- F026V2FA001
- F026V2FA006
- F026V2FA012
- F026V2FA018
- F026V2FA030
- F026V2FA033
- 1-10V
- F026V2FB001
- F026V2FB006
- F026V2FB012
- F026V2FB018
- F026V2FB030
- F026V2FB033
- Dali
- F026V2FD001
- F026V2FD006
- F026V2FD012
- F026V2FD018
- F026V2FD030
- F026V2FD033

3000K

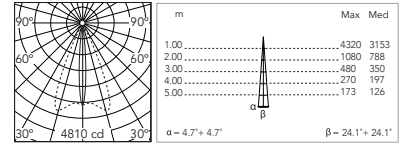
Non Dimmable

- F026V3FA001
- F026V3FA006
- F026V3FA012
- F026V3FA018
- F026V3FA030
- F026V3FA033
- 1-10V
- F026V3FB001
- F026V3FB006
- F026V3FB012
- F026V3FB018
- F026V3FB030
- F026V3FB033
- Dali
- F026V3FD001
- F026V3FD006
- F026V3FD012
- F026V3FD018
- F026V3FD030
- F026V3FD033

4000K

Non Dimmable

- F026V4FA001
- F026V4FA006
- F026V4FA012
- F026V4FA018
- F026V4FA030
- F026V4FA033
- 1-10V
- F026V4FB001
- F026V4FB006
- F026V4FB012
- F026V4FB018
- F026V4FB030
- F026V4FB033
- Dali
- F026V4FD001
- F026V4FD006
- F026V4FD012
- F026V4FD018
- F026V4FD030
- F026V4FD033



@ 3000K

Optic Elliptical 2 24° x 50°

Power Led: 10,5W - 920 lm ≠ FIXT 699 lm - 2700K/CRI 80 - 220-240V / 10,5W - 966 lm ≠ FIXT 725 lm - 3000K/CRI 80 - 220-240V / 10,5W - 1012 lm ≠ FIXT 750 lm - 4000K/CRI 80 - 220-240V

2700K

Non Dimmable

- F026V2GA001
- F026V2GA006
- F026V2GA012
- F026V2GA018
- F026V2GA030
- F026V2GA033
- 1-10V
- F026V2GB001
- F026V2GB006
- F026V2GB012
- F026V2GB018
- F026V2GB030
- F026V2GB033
- Dali
- F026V2GD001
- F026V2GD006
- F026V2GD012
- F026V2GD018
- F026V2GD030
- F026V2GD033

3000K

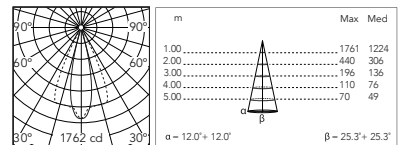
Non Dimmable

- F026V3GA001
- F026V3GA006
- F026V3GA012
- F026V3GA018
- F026V3GA030
- F026V3GA033
- 1-10V
- F026V3GB001
- F026V3GB006
- F026V3GB012
- F026V3GB018
- F026V3GB030
- F026V3GB033
- Dali
- F026V3GD001
- F026V3GD006
- F026V3GD012
- F026V3GD018
- F026V3GD030
- F026V3GD033

4000K

Non Dimmable

- F026V4GA001
- F026V4GA006
- F026V4GA012
- F026V4GA018
- F026V4GA030
- F026V4GA033
- 1-10V
- F026V4GB001
- F026V4GB006
- F026V4GB012
- F026V4GB018
- F026V4GB030
- F026V4GB033
- Dali
- F026V4GD001
- F026V4GD006
- F026V4GD012
- F026V4GD018
- F026V4GD030
- F026V4GD033



@ 3000K

Optic Wall Washer

Power Led: 10,5W - 920 lm ≠ FIXT 673 lm - 2700K/CRI 80 - 220-240V / 10,5W - 966 lm ≠ FIXT 698 lm - 3000K/CRI 80 - 220-240V / 10,5W - 1012 lm ≠ FIXT 672 lm - 4000K/CRI 80 - 220-240V

2700K

Non Dimmable

- F026V2HA001
- F026V2HA006
- F026V2HA012
- F026V2HA018
- F026V2HA030
- F026V2HA033
- 1-10V
- F026V2HB001
- F026V2HB006
- F026V2HB012
- F026V2HB018
- F026V2HB030
- F026V2HB033
- Dali
- F026V2HD001
- F026V2HD006
- F026V2HD012
- F026V2HD018
- F026V2HD030
- F026V2HD033

3000K

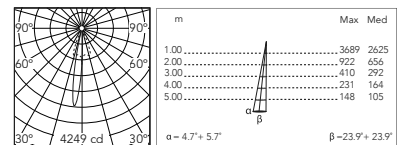
Non Dimmable

- F026V3HA001
- F026V3HA006
- F026V3HA012
- F026V3HA018
- F026V3HA030
- F026V3HA033
- 1-10V
- F026V3HB001
- F026V3HB006
- F026V3HB012
- F026V3HB018
- F026V3HB030
- F026V3HB033
- Dali
- F026V3HD001
- F026V3HD006
- F026V3HD012
- F026V3HD018
- F026V3HD030
- F026V3HD033

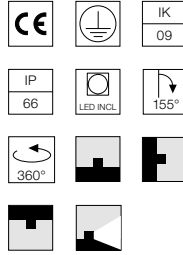
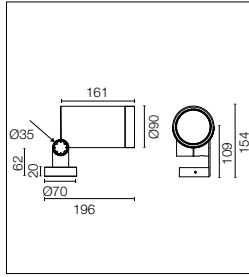
4000K

Non Dimmable

- F026V4HA001
- F026V4HA006
- F026V4HA012
- F026V4HA018
- F026V4HA030
- F026V4HA033
- 1-10V
- F026V4HB001
- F026V4HB006
- F026V4HB012
- F026V4HB018
- F026V4HB030
- F026V4HB033
- Dali
- F026V4HD001
- F026V4HD006
- F026V4HD012
- F026V4HD018
- F026V4HD030
- F026V4HD033



@ 3000K



Sorgente Power LED ad alta efficienza inclusa. Equipaggiato con snoot integrato per un maggiore comfort visivo. Accessori collimatori disponibili per variare le aperture del fascio luminoso. Alimentazione elettrica 220-240V ON/ OFF e dimmerabile 1-10V o DALI integrata. Staffa minimale di fissaggio a L integrata. Dotata di spezzone di cavo uscente in neoprene da 5m (10m a richiesta) per connessione elettrica remota; per garantire la tenuta è consigliabile utilizzare cavi flessibili idonei all'impiego in ambienti esterni.

Energy-efficient Power LED source included Equipped with an integrated snoot for higher visual comfort. Collimators are available as an accessory to modify the beam opening. Integrated electric power supply 220-240V ON/OFF and adjustable 1-10V or DALI. Minimum L-shaped mounting support integrated. Equipped with a 5m neoprene cable (10m upon request) for remote connection. To guarantee its water tightness, it is recommended to use flexible cables designed for outdoor use.

2200K disponibile su richiesta.

2200K available on request.

Optic Spot 14,5°

Power Led: 17W - 1739 lm ≠ FIXT 1443 lm - 2700K/CRI 80 - 220-240V / 17W - 1803 lm ≠ FIXT 1497 lm - 3000K/CRI 80 - 220-240V / 17W - 1868 lm ≠ FIXT 1548 lm - 4000K/CRI 80 - 220-240V

2700K

Non Dimmable

- F026W2BA001
- F026W2BA006
- F026W2BA012
- F026W2BA018
- F026W2BA030
- F026W2BA033
- 1-10V
- F026W2BB001
- F026W2BB006
- F026W2BB012
- F026W2BB018
- F026W2BB030
- F026W2BB033
- Dali
- F026W2BD001
- F026W2BD006
- F026W2BD012
- F026W2BD018
- F026W2BD030
- F026W2BD033

3000K

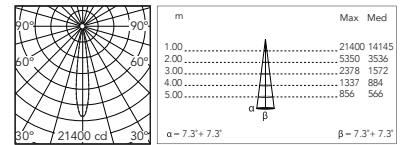
Non Dimmable

- F026W3BA001
- F026W3BA006
- F026W3BA012
- F026W3BA018
- F026W3BA030
- F026W3BA033
- 1-10V
- F026W3BB001
- F026W3BB006
- F026W3BB012
- F026W3BB018
- F026W3BB030
- F026W3BB033
- Dali
- F026W3BD001
- F026W3BD006
- F026W3BD012
- F026W3BD018
- F026W3BD030
- F026W3BD033

4000K

Non Dimmable

- F026W4BA001
- F026W4BA006
- F026W4BA012
- F026W4BA018
- F026W4BA030
- F026W4BA033
- 1-10V
- F026W4BB001
- F026W4BB006
- F026W4BB012
- F026W4BB018
- F026W4BB030
- F026W4BB033
- Dali
- F026W4BD001
- F026W4BD006
- F026W4BD012
- F026W4BD018
- F026W4BD030
- F026W4BD033



@ 3000K

Optic Medium Flood 26°

Power Led: 17W - 1739 lm ≠ FIXT 1336 lm - 2700K/CRI 80 - 220-240V / 17W - 1803 lm ≠ FIXT 1386 lm - 3000K/CRI 80 - 220-240V / 17W - 1868 lm ≠ FIXT 1434 lm - 4000K/CRI 80 - 220-240V

2700K

Non Dimmable

- F026W2CA001
- F026W2CA006
- F026W2CA012
- F026W2CA018
- F026W2CA030
- F026W2CA033
- 1-10V
- F026W2CB001
- F026W2CB006
- F026W2CB012
- F026W2CB018
- F026W2CB030
- F026W2CB033
- Dali
- F026W2CD001
- F026W2CD006
- F026W2CD012
- F026W2CD018
- F026W2CD030
- F026W2CD033

3000K

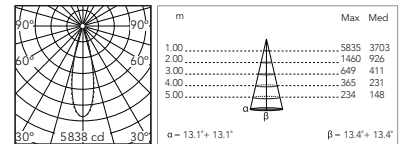
Non Dimmable

- F026W3CA001
- F026W3CA006
- F026W3CA012
- F026W3CA018
- F026W3CA030
- F026W3CA033
- 1-10V
- F026W3CB001
- F026W3CB006
- F026W3CB012
- F026W3CB018
- F026W3CB030
- F026W3CB033
- Dali
- F026W3CD001
- F026W3CD006
- F026W3CD012
- F026W3CD018
- F026W3CD030
- F026W3CD033

4000K

Non Dimmable

- F026W4CA001
- F026W4CA006
- F026W4CA012
- F026W4CA018
- F026W4CA030
- F026W4CA033
- 1-10V
- F026W4CB001
- F026W4CB006
- F026W4CB012
- F026W4CB018
- F026W4CB030
- F026W4CB033
- Dali
- F026W4CD001
- F026W4CD006
- F026W4CD012
- F026W4CD018
- F026W4CD030
- F026W4CD033



@ 3000K

Spine L 2 Pro Hp

Optic Flood 36°

Power Led: 17W - 1739 lm ≠ FIXT 1302 lm - 2700K/CRI 80 - 220-240V / 17W - 1803 lm ≠ FIXT 1351 lm - 3000K/CRI 80 - 220-240V / 17W - 1868 lm ≠ FIXT 1397 lm - 4000K/CRI 80 - 220-240V

2700K

Non Dimmable

- F026W2DA001
- F026W2DA006
- F026W2DA012
- F026W2DA018
- F026W2DA030
- F026W2DA033
- 1-10V
- F026W2DB001
- F026W2DB006
- F026W2DB012
- F026W2DB018
- F026W2DB030
- F026W2DB033
- Dali
- F026W2DD001
- F026W2DD006
- F026W2DD012
- F026W2DD018
- F026W2DD030
- F026W2DD033

3000K

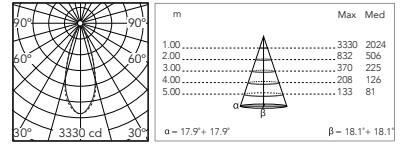
Non Dimmable

- F026W3DA001
- F026W3DA006
- F026W3DA012
- F026W3DA018
- F026W3DA030
- F026W3DA033
- 1-10V
- F026W3DB001
- F026W3DB006
- F026W3DB012
- F026W3DB018
- F026W3DB030
- F026W3DB033
- Dali
- F026W3DD001
- F026W3DD006
- F026W3DD012
- F026W3DD018
- F026W3DD030
- F026W3DD033

4000K

Non Dimmable

- F026W4DA001
- F026W4DA006
- F026W4DA012
- F026W4DA018
- F026W4DA030
- F026W4DA033
- 1-10V
- F026W4DB001
- F026W4DB006
- F026W4DB012
- F026W4DB018
- F026W4DB030
- F026W4DB033
- Dali
- F026W4DD001
- F026W4DD006
- F026W4DD012
- F026W4DD018
- F026W4DD030
- F026W4DD033



@ 3000K

Optic Wide Flood 52°

Power Led: 17W - 1739 lm ≠ FIXT 1303 lm - 2700K/CRI 80 - 220-240V / 17W - 1803 lm ≠ FIXT 1357 lm - 3000K/CRI 80 - 220-240V / 17W - 1868 lm ≠ FIXT 1411 lm - 4000K/CRI 80 - 220-240V

2700K

Non Dimmable

- F026W2EA001
- F026W2EA006
- F026W2EA012
- F026W2EA018
- F026W2EA030
- F026W2EA033
- 1-10V
- F026W2EB001
- F026W2EB006
- F026W2EB012
- F026W2EB018
- F026W2EB030
- F026W2EB033
- Dali
- F026W2ED001
- F026W2ED006
- F026W2ED012
- F026W2ED018
- F026W2ED030
- F026W2ED033

3000K

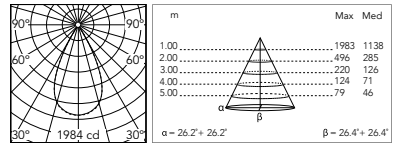
Non Dimmable

- F026W3EA001
- F026W3EA006
- F026W3EA012
- F026W3EA018
- F026W3EA030
- F026W3EA033
- 1-10V
- F026W3EB001
- F026W3EB006
- F026W3EB012
- F026W3EB018
- F026W3EB030
- F026W3EB033
- Dali
- F026W3ED001
- F026W3ED006
- F026W3ED012
- F026W3ED018
- F026W3ED030
- F026W3ED033

4000K

Non Dimmable

- F026W4EA001
- F026W4EA006
- F026W4EA012
- F026W4EA018
- F026W4EA030
- F026W4EA033
- 1-10V
- F026W4EB001
- F026W4EB006
- F026W4EB012
- F026W4EB018
- F026W4EB030
- F026W4EB033
- Dali
- F026W4ED001
- F026W4ED006
- F026W4ED012
- F026W4ED018
- F026W4ED030
- F026W4ED033



@ 3000K

Optic Elliptical 1 14° x 50°

Power Led: 17W - 1739 lm ≠ FIXT 1315 lm - 2700K/CRI 80 - 220-240V / 17W - 1803 lm ≠ FIXT 1364 lm - 3000K/CRI 80 - 220-240V / 17W - 1868 lm ≠ FIXT 1410 lm - 4000K/CRI 80 - 220-240V

2700K

Non Dimmable

- F026W2FA001
- F026W2FA006
- F026W2FA012
- F026W2FA018
- F026W2FA030
- F026W2FA033
- 1-10V
- F026W2FB001
- F026W2FB006
- F026W2FB012
- F026W2FB018
- F026W2FB030
- F026W2FB033
- Dali
- F026W2FD001
- F026W2FD006
- F026W2FD012
- F026W2FD018
- F026W2FD030
- F026W2FD033

3000K

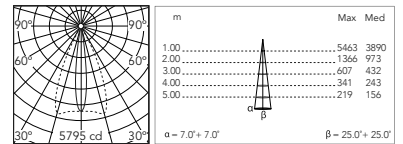
Non Dimmable

- F026W3FA001
- F026W3FA006
- F026W3FA012
- F026W3FA018
- F026W3FA030
- F026W3FA033
- 1-10V
- F026W3FB001
- F026W3FB006
- F026W3FB012
- F026W3FB018
- F026W3FB030
- F026W3FB033
- Dali
- F026W3FD001
- F026W3FD006
- F026W3FD012
- F026W3FD018
- F026W3FD030
- F026W3FD033

4000K

Non Dimmable

- F026W4FA001
- F026W4FA006
- F026W4FA012
- F026W4FA018
- F026W4FA030
- F026W4FA033
- 1-10V
- F026W4FB001
- F026W4FB006
- F026W4FB012
- F026W4FB018
- F026W4FB030
- F026W4FB033
- Dali
- F026W4FD001
- F026W4FD006
- F026W4FD012
- F026W4FD018
- F026W4FD030
- F026W4FD033



@ 3000K

Spine L 2 Pro Hp

Optic Elliptical 2 25° x 52°

Power Led: 17W - 1739 lm ≠ FIXT 1298 lm - 2700K/CRI 80 - 220-240V / 17W - 1803 lm ≠ FIXT 1351 lm - 3000K/CRI 80 - 220-240V / 17W - 1868 lm ≠ FIXT 1393 lm - 4000K/CRI 80 - 220-240V

2700K

Non Dimmable

- F026W2GA001
- F026W2GA006
- F026W2GA012
- F026W2GA018
- F026W2GA030
- F026W2GA033

1-10V

- F026W2GB001
- F026W2GB006
- F026W2GB012
- F026W2GB018
- F026W2GB030
- F026W2GB033

Dali

- F026W2GD001
- F026W2GD006
- F026W2GD012
- F026W2GD018
- F026W2GD030
- F026W2GD033

3000K

Non Dimmable

- F026W3GA001
- F026W3GA006
- F026W3GA012
- F026W3GA018
- F026W3GA030
- F026W3GA033

1-10V

- F026W3GB001
- F026W3GB006
- F026W3GB012
- F026W3GB018
- F026W3GB030
- F026W3GB033

Dali

- F026W3GD001
- F026W3GD006
- F026W3GD012
- F026W3GD018
- F026W3GD030
- F026W3GD033

4000K

Non Dimmable

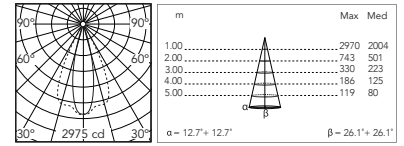
- F026W4GA001
- F026W4GA006
- F026W4GA012
- F026W4GA018
- F026W4GA030
- F026W4GA033

1-10V

- F026W4GB001
- F026W4GB006
- F026W4GB012
- F026W4GB018
- F026W4GB030
- F026W4GB033

Dali

- F026W4GD001
- F026W4GD006
- F026W4GD012
- F026W4GD018
- F026W4GD030
- F026W4GD033



@ 3000K

Optic Wall Washer

Power Led: 17W - 1739 lm ≠ FIXT 1277 lm - 2700K/CRI 80 - 220-240V / 17W - 1803 lm ≠ FIXT 1325 lm - 3000K/CRI 80 - 220-240V / 17W - 1868 lm ≠ FIXT 1370 lm - 4000K/CRI 80 - 220-240V

2700K

Non Dimmable

- F026W2HA001
- F026W2HA006
- F026W2HA012
- F026W2HA018
- F026W2HA030
- F026W2HA033

1-10V

- F026W2HB001
- F026W2HB006
- F026W2HB012
- F026W2HB018
- F026W2HB030
- F026W2HB033

Dali

- F026W2HD001
- F026W2HD006
- F026W2HD012
- F026W2HD018
- F026W2HD030
- F026W2HD033

3000K

Non Dimmable

- F026W3HA001
- F026W3HA006
- F026W3HA012
- F026W3HA018
- F026W3HA030
- F026W3HA033

1-10V

- F026W3HB001
- F026W3HB006
- F026W3HB012
- F026W3HB018
- F026W3HB030
- F026W3HB033

Dali

- F026W3HD001
- F026W3HD006
- F026W3HD012
- F026W3HD018
- F026W3HD030
- F026W3HD033

4000K

Non Dimmable

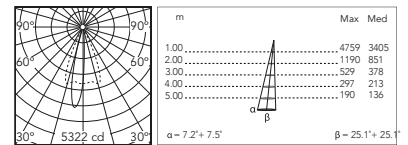
- F026W4HA001
- F026W4HA006
- F026W4HA012
- F026W4HA018
- F026W4HA030
- F026W4HA033

1-10V

- F026W4HB001
- F026W4HB006
- F026W4HB012
- F026W4HB018
- F026W4HB030
- F026W4HB033


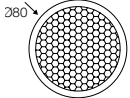

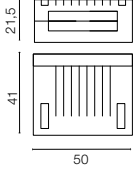

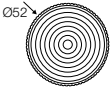

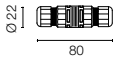

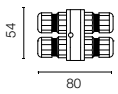



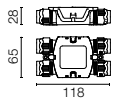
Dali


- F026W4HD001
- F026W4HD006
- F026W4HD012
- F026W4HD018
- F026W4HD030
- F026W4HD033

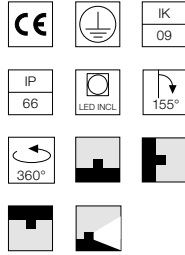
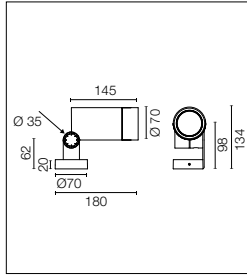


@ 3000K

Spine L 2 Pro: Accessori / Accessories

Honeycomb	Honeycomb Louvre	F026Z060000		
Gelbox IPX8 per connessione elettrica.	Gelbox IPX8 for splicing connectors.	F990C110000		
Lenti converter / Converter lenses:				
- Converter Spine 2 Optic Medium Flood		F029Z020000		
- Converter Spine 2 Optic Flood		F029Z021000		
- Converter Spine 2 Optic Wide Flood		F029Z022000		
- Converter Spine 2 Optic Elliptic 1		F029Z023000		
- Converter Spine 2 Optic Elliptic 2		F029Z024000		
- Converter Spine 2 Optic Wall Washer		F029Z025000		
Sistema di giunzione IP68 H2O Stop anti-condensa a 2 vie 4 poli.	2 way terminal block 4 poles IP68 H2O Stop.	F990C00A000		
Sistema di giunzione IP68 H2O Stop anti-condensa a 3/4 vie 4 poli. (Ø5,5÷12mm cavo).	3/4 way terminal block 4 poles IP68 H2O Stop. (ø5,5÷12mm cable).	F990C010000		
Kit connettore 5 poli presa volante + spina EU IP68.	Connector kit 5-pole flying socket + EU plug IP68.	F990C080000		
Scatola di derivazione 5 poli 4 vie IP68 (cavi 6-14 mm).	4 way junction box 5 poles IP68 (6-14 mm cables).	F990C030000		





Sorgente Power LED inclusa. Equipaggiato con snoot integrato per un maggiore comfort visivo; accessorio visor a taglio asimmetrico disponibile. Accessori collimatori disponibili per variare le aperture del fascio luminoso. Alimentazione elettrica 220-240V ON/OFF integrata. Staffa minimale di fissaggio a L integrata. Dotata di spezzone di cavo uscente in neoprene da 5m (10m a richiesta) per connessione elettrica remota; per garantire la tenuta è consigliabile utilizzare cavi flessibili idonei all'impiego in ambienti esterni. Versione dimmerabile 1-10V o DALI con alimentatore remoto 24Vdc a richiesta.

Power LED source included. Equipped with an integrated snoot for higher visual comfort: the asymmetrical cut visor is available as an accessory. Collimators are available as an accessory to modify the beam opening. Integrated electric power supply 220-240V ON/OFF. Minimum L-shaped mounting support integrated. Equipped with a 5m neoprene cable (10m upon request) for remote connection. To guarantee its water tightness, it is recommended to use flexible cables designed for outdoor use. Upon request: 1-10V or DALI dimmable version with 24Vdc remote power supply.

2200K disponibile su richiesta.

2200K available on request.

Optic Narrow Spot 7°

Power Led: 3,5W - 168 lm ≠ FIXT 143 lm - 2700K/CRI 80 - 220-240V / 3,5W - 174 lm ≠ FIXT 149 lm - 3000K/CRI 80 - 220-240V / 3,5W - 180 lm ≠ FIXT 154 lm - 4000K/CRI 80 - 220-240V

2700K

Non Dimmable

- F025R2AA001
- F025R2AA006
- F025R2AA012
- F025R2AA018
- F025R2AA030
- F025R2AA033

3000K

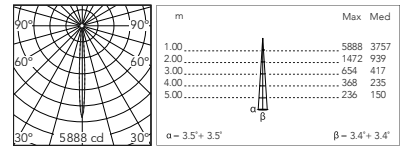
Non Dimmable

- F025R3AA001
- F025R3AA006
- F025R3AA012
- F025R3AA018
- F025R3AA030
- F025R3AA033

4000K

Non Dimmable

- F025R4AA001
- F025R4AA006
- F025R4AA012
- F025R4AA018
- F025R4AA030
- F025R4AA033



@ 3000K

Optic Spot 14°

Power Led: 7,9W - 671 lm ≠ FIXT 550 lm - 2700K/CRI 80 - 220-240V / 7,9W - 696 lm ≠ FIXT 571 lm - 3000K/CRI 80 - 220-240V / 7,9W - 720 lm ≠ FIXT 591 lm - 4000K/CRI 80 - 220-240V

2700K

Non Dimmable

- F025R2BA001
- F025R2BA006
- F025R2BA012
- F025R2BA018
- F025R2BA030
- F025R2BA033

3000K

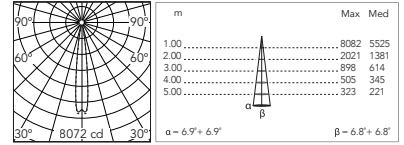
Non Dimmable

- F025R3BA001
- F025R3BA006
- F025R3BA012
- F025R3BA018
- F025R3BA030
- F025R3BA033

4000K

Non Dimmable

- F025R4BA001
- F025R4BA006
- F025R4BA012
- F025R4BA018
- F025R4BA030
- F025R4BA033



@ 3000K

Optic Medium Flood 24,5°

Power Led: 7,9W - 671 lm ≠ FIXT 499 lm - 2700K/CRI 80 - 220-240V / 7,9W - 696 lm ≠ FIXT 518 lm - 3000K/CRI 80 - 220-240V / 7,9W - 720 lm ≠ FIXT 536 lm - 4000K/CRI 80 - 220-240V

2700K

Non Dimmable

- F025R2CA001
- F025R2CA006
- F025R2CA012
- F025R2CA018
- F025R2CA030
- F025R2CA033

3000K

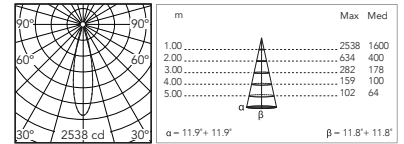
Non Dimmable

- F025R3CA001
- F025R3CA006
- F025R3CA012
- F025R3CA018
- F025R3CA030
- F025R3CA033

4000K

Non Dimmable

- F025R4CA001
- F025R4CA006
- F025R4CA012
- F025R4CA018
- F025R4CA030
- F025R4CA033



@ 3000K

Optic Flood 32°

Power Led: 7,9W - 671 lm ≠ FIXT 482 lm - 2700K/CRI 80 - 220-240V / 7,9W - 696 lm ≠ FIXT 500 lm - 3000K/CRI 80 - 220-240V / 7,9W - 720 lm ≠ FIXT 518 lm - 4000K/CRI 80 - 220-240V

2700K

Non Dimmable

- F025R2DA001
- F025R2DA006
- F025R2DA012
- F025R2DA018
- F025R2DA030
- F025R2DA033

3000K

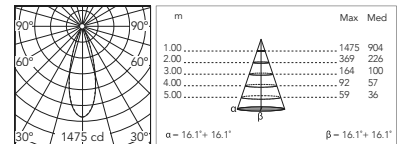
Non Dimmable

- F025R3DA001
- F025R3DA006
- F025R3DA012
- F025R3DA018
- F025R3DA030
- F025R3DA033

4000K

Non Dimmable

- F025R4DA001
- F025R4DA006
- F025R4DA012
- F025R4DA018
- F025R4DA030
- F025R4DA033



@ 3000K

Spine L 1 Ultra

Optic Wide Flood 49°

Power Led: 7,9W - 671 lm ≠ FIXT 480 lm - 2700K/CRI 80 - 220-240V / 7,9W - 696 lm ≠ FIXT 490 lm - 3000K/CRI 80 - 220-240V / 7,9W - 720 lm ≠ FIXT 505 lm - 4000K/CRI 80 - 220-240V

2700K

Non Dimmable

- F025R2EA001
- F025R2EA006
- F025R2EA012
- F025R2EA018
- F025R2EA030
- F025R2EA033

3000K

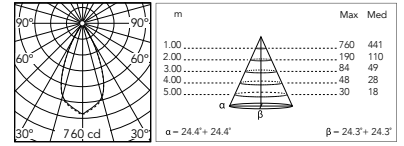
Non Dimmable

- F025R3EA001
- F025R3EA006
- F025R3EA012
- F025R3EA018
- F025R3EA030
- F025R3EA033

4000K

Non Dimmable

- F025R4EA001
- F025R4EA006
- F025R4EA012
- F025R4EA018
- F025R4EA030
- F025R4EA033



@ 3000K

Optic Elliptical 1 13,5° x 50°

Power Led: 7,9W - 671 lm ≠ FIXT 500 lm - 2700K/CRI 80 - 220-240V / 7,9W - 696 lm ≠ FIXT 519 lm - 3000K/CRI 80 - 220-240V / 7,9W - 720 lm ≠ FIXT 537 lm - 4000K/CRI 80 - 220-240V

2700K

Non Dimmable

- F025R2FA001
- F025R2FA006
- F025R2FA012
- F025R2FA018
- F025R2FA030
- F025R2FA033

3000K

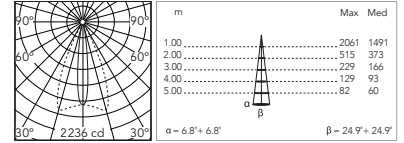
Non Dimmable

- F025R3FA001
- F025R3FA006
- F025R3FA012
- F025R3FA018
- F025R3FA030
- F025R3FA033

4000K

Non Dimmable

- F025R4FA001
- F025R4FA006
- F025R4FA012
- F025R4FA018
- F025R4FA030
- F025R4FA033



@ 3000K

Optic Elliptical 2 26° x 51°

Power Led: 7,9W - 671 lm ≠ FIXT 487 lm - 2700K/CRI 80 - 220-240V / 7,9W - 696 lm ≠ FIXT 505 lm - 3000K/CRI 80 - 220-240V / 7,9W - 720 lm ≠ FIXT 523 lm - 4000K/CRI 80 - 220-240V

2700K

Non Dimmable

- F025R2GA001
- F025R2GA006
- F025R2GA012
- F025R2GA018
- F025R2GA030
- F025R2GA033

3000K

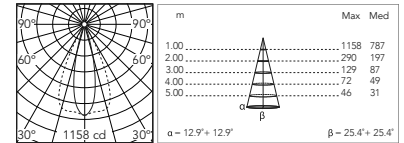
Non Dimmable

- F025R3GA001
- F025R3GA006
- F025R3GA012
- F025R3GA018
- F025R3GA030
- F025R3GA033

4000K

Non Dimmable

- F025R4GA001
- F025R4GA006
- F025R4GA012
- F025R4GA018
- F025R4GA030
- F025R4GA033



@ 3000K

Optic Wall Washer

Power Led: 7,9W - 671 lm ≠ FIXT 471 lm - 2700K/CRI 80 - 220-240V / 7,9W - 696 lm ≠ FIXT 489 lm - 3000K/CRI 80 - 220-240V / 7,9W - 720 lm ≠ FIXT 506 lm - 4000K/CRI 80 - 220-240V

2700K

Non Dimmable

- F025R2HA001
- F025R2HA006
- F025R2HA012
- F025R2HA018
- F025R2HA030
- F025R2HA033

3000K

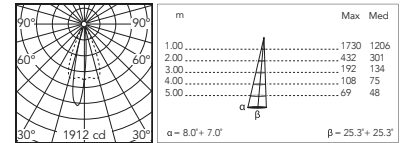
Non Dimmable

- F025R3HA001
- F025R3HA006
- F025R3HA012
- F025R3HA018
- F025R3HA030
- F025R3HA033

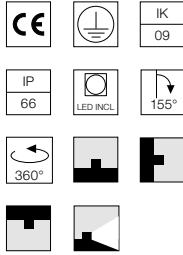
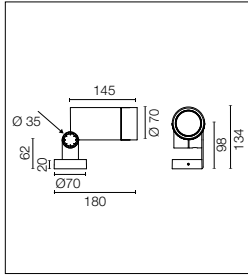
4000K

Non Dimmable

- F025R4HA001
- F025R4HA006
- F025R4HA012
- F025R4HA018
- F025R4HA030
- F025R4HA033



@ 3000K



Sorgente Power LED ad alta efficienza inclusa. Equipaggiato con snoot integrato per un maggiore comfort visivo; accessorio visor a taglio asimmetrico disponibile. Accessori collimatori disponibili per variare le aperture del fascio luminoso. Alimentazione elettrica 220-240V ON/OFF integrata. Staffa minimale di fissaggio a L integrata. Dotata di spezzone di cavo uscente in neoprene da 5m (10m a richiesta) per connessione elettrica remota; per garantire la tenuta è consigliabile utilizzare cavi flessibili idonei all'impiego in ambienti esterni. Versione dimmerabile 1-10V o DALI con alimentatore remoto 24Vdc a richiesta.

Energy-efficient Power LED source included. Equipped with an integrated snoot for higher visual comfort: the asymmetrical cut visor is available as an accessory. Collimators are available as an accessory to modify the beam opening. Integrated electric power supply 220-240V ON/OFF. Minimum L-shaped mounting support integrated. Equipped with a 5m neoprene cable (10m upon request) for remote connection. To guarantee its water tightness, it is recommended to use flexible cables designed for outdoor use. Upon request: 1-10V or DALI dimmable version with 24Vdc remote power supply.

Optic Spot 12°

Power Led: 10,5W - 920 lm ≠ FIXT 680 lm - 2700K/CRI 80 - 220-240V / 10,5W - 966 lm ≠ FIXT 706 lm - 3000K/CRI 80 - 220-240V / 10,5W - 1012 lm ≠ FIXT 730 lm - 4000K/CRI 80 - 220-240V

2700K

Non Dimmable

- F025S2BA001
- F025S2BA006
- F025S2BA012
- F025S2BA018
- F025S2BA030
- F025S2BA033

3000K

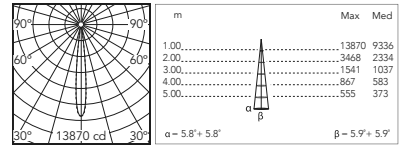
Non Dimmable

- F025S3BA001
- F025S3BA006
- F025S3BA012
- F025S3BA018
- F025S3BA030
- F025S3BA033

4000K

Non Dimmable

- F025S4BA001
- F025S4BA006
- F025S4BA012
- F025S4BA018
- F025S4BA030
- F025S4BA033



@ 3000K

Optic Medium Flood 26,5°

Power Led: 10,5W - 920 lm ≠ FIXT 594 lm - 2700K/CRI 80 - 220-240V / 10,5W - 966 lm ≠ FIXT 630 lm - 3000K/CRI 80 - 220-240V / 10,5W - 1012 lm ≠ FIXT 654 lm - 4000K/CRI 80 - 220-240V

2700K

Non Dimmable

- F025S2CA001
- F025S2CA006
- F025S2CA012
- F025S2CA018
- F025S2CA030
- F025S2CA033

3000K

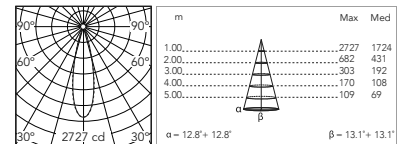
Non Dimmable

- F025S3CA001
- F025S3CA006
- F025S3CA012
- F025S3CA018
- F025S3CA030
- F025S3CA033

4000K

Non Dimmable

- F025S4CA001
- F025S4CA006
- F025S4CA012
- F025S4CA018
- F025S4CA030
- F025S4CA033



@ 3000K

Optic Flood 33,5°

Power Led: 10,5W - 920 lm ≠ FIXT 592 lm - 2700K/CRI 80 - 220-240V / 10,5W - 966 lm ≠ FIXT 627 lm - 3000K/CRI 80 - 220-240V / 10,5W - 1012 lm ≠ FIXT 651 lm - 4000K/CRI 80 - 220-240V

2700K

Non Dimmable

- F025S2DA001
- F025S2DA006
- F025S2DA012
- F025S2DA018
- F025S2DA030
- F025S2DA033

3000K

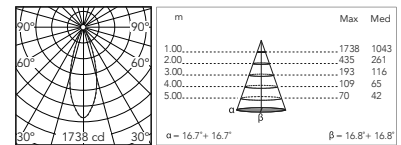
Non Dimmable

- F025S3DA001
- F025S3DA006
- F025S3DA012
- F025S3DA018
- F025S3DA030
- F025S3DA033

4000K

Non Dimmable

- F025S4DA001
- F025S4DA006
- F025S4DA012
- F025S4DA018
- F025S4DA030
- F025S4DA033



@ 3000K

Optic Wide Flood 50°

Power Led: 10,5W - 920 lm ≠ FIXT 591 lm - 2700K/CRI 80 - 220-240V / 10,5W - 966 lm ≠ FIXT 619 lm - 3000K/CRI 80 - 220-240V / 10,5W - 1012 lm ≠ FIXT 650 lm - 4000K/CRI 80 - 220-240V

2700K

Non Dimmable

- F025S2EA001
- F025S2EA006
- F025S2EA012
- F025S2EA018
- F025S2EA030
- F025S2EA033

3000K

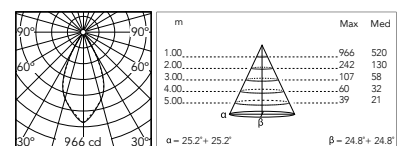
Non Dimmable

- F025S3EA001
- F025S3EA006
- F025S3EA012
- F025S3EA018
- F025S3EA030
- F025S3EA033

4000K

Non Dimmable

- F025S4EA001
- F025S4EA006
- F025S4EA012
- F025S4EA018
- F025S4EA030
- F025S4EA033



@ 3000K

Spine L 1 Ultra Hp

Optic Elliptical 1 11,5° x 49°

Power Led: 10,5W - 920 lm ≠ FIXT 603 lm - 2700K/CRI 80 - 220-240V / 10,5W - 966 lm ≠ FIXT 639 lm - 3000K/CRI 80 - 220-240V / 10,5W - 1012 lm ≠ FIXT 663 lm - 4000K/CRI 80 - 220-240V

2700K

Non Dimmable

- F025S2FA001
- F025S2FA006
- F025S2FA012
- F025S2FA018
- F025S2FA030
- F025S2FA033

3000K

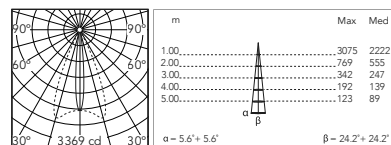
Non Dimmable

- F025S3FA001
- F025S3FA006
- F025S3FA012
- F025S3FA018
- F025S3FA030
- F025S3FA033

4000K

Non Dimmable

- F025S4FA001
- F025S4FA006
- F025S4FA012
- F025S4FA018
- F025S4FA030
- F025S4FA033



Optic Elliptical 2 25,5° x 50°

Power Led: 10,5W - 920 lm ≠ FIXT 601 lm - 2700K/CRI 80 - 220-240V / 10,5W - 966 lm ≠ FIXT 624 lm - 3000K/CRI 80 - 220-240V / 10,5W - 1012 lm ≠ FIXT 645 lm - 4000K/CRI 80 - 220-240V

2700K

Non Dimmable

- F025S2GA001
- F025S2GA006
- F025S2GA012
- F025S2GA018
- F025S2GA030
- F025S2GA033

3000K

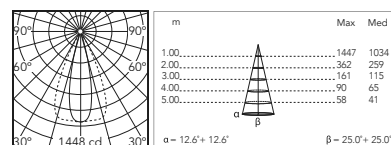
Non Dimmable

- F025S3GA001
- F025S3GA006
- F025S3GA012
- F025S3GA018
- F025S3GA030
- F025S3GA033

4000K

Non Dimmable

- F025S4GA001
- F025S4GA006
- F025S4GA012
- F025S4GA018
- F025S4GA030
- F025S4GA033



Optic Wall Washer

Power Led: 10,5W - 920 lm ≠ FIXT 574 lm - 2700K/CRI 80 - 220-240V / 10,5W - 966 lm ≠ FIXT 609 lm - 3000K/CRI 80 - 220-240V / 10,5W - 1012 lm ≠ FIXT 631 lm - 4000K/CRI 80 - 220-240V

2700K

Non Dimmable

- F025S2HA001
- F025S2HA006
- F025S2HA012
- F025S2HA018
- F025S2HA030
- F025S2HA033

3000K

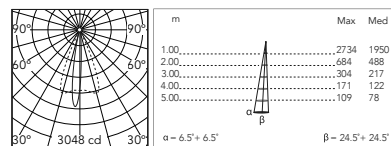
Non Dimmable

- F025S3HA001
- F025S3HA006
- F025S3HA012
- F025S3HA018
- F025S3HA030
- F025S3HA033

4000K

Non Dimmable

- F025S4HA001
- F025S4HA006
- F025S4HA012
- F025S4HA018
- F025S4HA030
- F025S4HA033

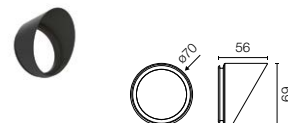


Spine L 1 Ultra: Accessori / Accessories

Visor

Visor


- F025Z050001
- F025Z050006
- F025Z050012
- F025Z050018
- F025Z050030
- F025Z050033



Honeycomb

Honeycomb Louvre

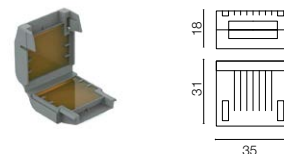
F025Z060000



Gelbox IPX8 per connessione elettrica.

Gelbox IPX8 for splicing connectors.


F990C100000



Lenti converter / Converter lenses:

- Converter Spine 1 Optic Medium Flood
- Converter Spine 1 Optic Flood
- Converter Spine 1 Optic Wide Flood
- Converter Spine 1 Optic Elliptic 1
- Converter Spine 1 Optic Elliptic 2
- Converter Spine 1 Optic Wall Washer

- F029Z010000
- F029Z011000
- F029Z012000
- F029Z013000
- F029Z014000
- F029Z015000



Sistema di giunzione IP68 H2O Stop anti-condensa a 2 vie 4 poli.

2 way terminal block 4 poles IP68 H2O Stop.

F990C00A000

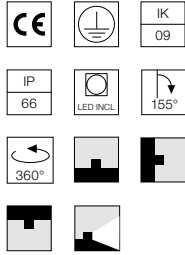
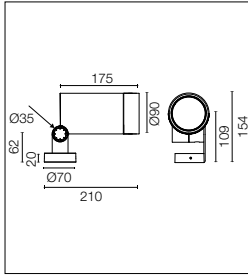


Sistema di giunzione IP68 H2O Stop anti-condensa a 3/4 vie 4 poli. (Ø5,5÷12mm cavo).

3/4 way terminal block 4 poles IP68 H2O Stop. (Ø5,5÷12mm cable).

F990C010000





Sorgente Power LED. Equipaggiato con snoot integrato per un maggiore comfort visivo; accessorio visor a taglio asimmetrico disponibile. Accessori collimatori disponibili per variare le aperture del fascio luminoso. Alimentazione elettrica 220-240V ON/OFF e dimmerabile 1-10V o DALI integrata. Staffa minimale di fissaggio a L integrata. Dotata di spezzone di cavo uscente in neoprene da 5m (10m a richiesta) per connessione elettrica remota; per garantire la tenuta è consigliabile utilizzare cavi flessibili idonei all'impiego in ambienti esterni.

Power LED source included. Equipped with an integrated snoot for higher visual comfort: the asymmetrical cut visor is available as an accessory. Collimators are available as an accessory to modify the beam opening. Integrated electric power supply 220-240V ON/OFF and adjustable 1-10V or DALI. Minimum L-shaped mounting support integrated. Equipped with a 5m neoprene cable (10m upon request) for remote connection. To guarantee its water tightness, it is recommended to use flexible cables designed for outdoor use.

Optic Narrow Spot
2200K disponibile su richiesta.

Optic Narrow Spot
2200K available on request.

Optic Narrow Spot 6°

Power Led: 4,1W - 248 lm ≠ FIXT 230 lm - 2700K/CRI 80 - 220-240V / 4,1W - 258 lm ≠ FIXT 239 lm - 3000K/CRI 80 - 220-240V / 4,1W - 267 lm ≠ FIXT 247 lm - 4000K/CRI 80 - 220-240V

2700K

Non Dimmable

- F026R2AA001
- F026R2AA006
- F026R2AA012
- F026R2AA018
- F026R2AA030
- F026R2AA033
- 1-10V
- F026R2AB001
- F026R2AB006
- F026R2AB012
- F026R2AB018
- F026R2AB030
- F026R2AB033
- Dali
- F026R2AD001
- F026R2AD006
- F026R2AD012
- F026R2AD018
- F026R2AD030
- F026R2AD033

3000K

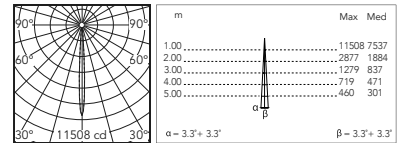
Non Dimmable

- F026R3AA001
- F026R3AA006
- F026R3AA012
- F026R3AA018
- F026R3AA030
- F026R3AA033
- 1-10V
- F026R3AB001
- F026R3AB006
- F026R3AB012
- F026R3AB018
- F026R3AB030
- F026R3AB033
- Dali
- F026R3AD001
- F026R3AD006
- F026R3AD012
- F026R3AD018
- F026R3AD030
- F026R3AD033

4000K

Non Dimmable

- F026R4AA001
- F026R4AA006
- F026R4AA012
- F026R4AA018
- F026R4AA030
- F026R4AA033
- 1-10V
- F026R4AB001
- F026R4AB006
- F026R4AB012
- F026R4AB018
- F026R4AB030
- F026R4AB033
- Dali
- F026R4AD001
- F026R4AD006
- F026R4AD012
- F026R4AD018
- F026R4AD030
- F026R4AD033



@ 3000K

Optic Spot 9,5°

Power Led: 10,5W - 920 lm ≠ FIXT 769 lm - 2700K/CRI 80 - 220-240V / 10,5W - 966 lm ≠ FIXT 808 lm - 3000K/CRI 80 - 220-240V / 10,5W - 1012 lm ≠ FIXT 846 lm - 4000K/CRI 80 - 220-240V

2700K

Non Dimmable

- F026R2BA001
- F026R2BA006
- F026R2BA012
- F026R2BA018
- F026R2BA030
- F026R2BA033
- 1-10V
- F026R2BB001
- F026R2BB006
- F026R2BB012
- F026R2BB018
- F026R2BB030
- F026R2BB033
- Dali
- F026R2BD001
- F026R2BD006
- F026R2BD012
- F026R2BD018
- F026R2BD030
- F026R2BD033

3000K

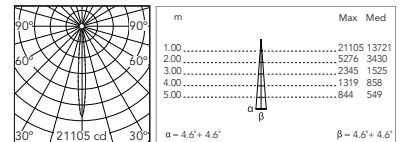
Non Dimmable

- F026R3BA001
- F026R3BA006
- F026R3BA012
- F026R3BA018
- F026R3BA030
- F026R3BA033
- 1-10V
- F026R3BB001
- F026R3BB006
- F026R3BB012
- F026R3BB018
- F026R3BB030
- F026R3BB033
- Dali
- F026R3BD001
- F026R3BD006
- F026R3BD012
- F026R3BD018
- F026R3BD030
- F026R3BD033

4000K

Non Dimmable

- F026R4BA001
- F026R4BA006
- F026R4BA012
- F026R4BA018
- F026R4BA030
- F026R4BA033
- 1-10V
- F026R4BB001
- F026R4BB006
- F026R4BB012
- F026R4BB018
- F026R4BB030
- F026R4BB033
- Dali
- F026R4BD001
- F026R4BD006
- F026R4BD012
- F026R4BD018
- F026R4BD030
- F026R4BD033



@ 3000K

Optic Medium Flood 28°

Power Led: 10,5W - 920 lm ≠ FIXT 715 lm - 2700K/CRI 80 - 220-240V / 10,5W - 966 lm ≠ FIXT 742 lm - 3000K/CRI 80 - 220-240V / 10,5W - 1012 lm ≠ FIXT 767 lm - 4000K/CRI 80 - 220-240V

2700K

Non Dimmable

- F026R2CA001
- F026R2CA006
- F026R2CA012
- F026R2CA018
- F026R2CA030
- F026R2CA033
- 1-10V
- F026R2CB001
- F026R2CB006
- F026R2CB012
- F026R2CB018
- F026R2CB030
- F026R2CB033
- Dali
- F026R2CD001
- F026R2CD006
- F026R2CD012
- F026R2CD018
- F026R2CD030
- F026R2CD033

3000K

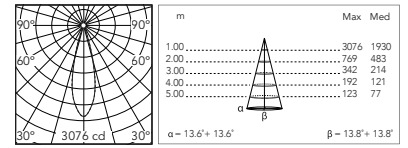
Non Dimmable

- F026R3CA001
- F026R3CA006
- F026R3CA012
- F026R3CA018
- F026R3CA030
- F026R3CA033
- 1-10V
- F026R3CB001
- F026R3CB006
- F026R3CB012
- F026R3CB018
- F026R3CB030
- F026R3CB033
- Dali
- F026R3CD001
- F026R3CD006
- F026R3CD012
- F026R3CD018
- F026R3CD030
- F026R3CD033

4000K

Non Dimmable

- F026R4CA001
- F026R4CA006
- F026R4CA012
- F026R4CA018
- F026R4CA030
- F026R4CA033
- 1-10V
- F026R4CB001
- F026R4CB006
- F026R4CB012
- F026R4CB018
- F026R4CB030
- F026R4CB033
- Dali
- F026R4CD001
- F026R4CD006
- F026R4CD012
- F026R4CD018
- F026R4CD030
- F026R4CD033



Optic Flood 33°

Power Led: 10,5W - 920 lm ≠ FIXT 695 lm - 2700K/CRI 80 - 220-240V / 10,5W - 966 lm ≠ FIXT 721 lm - 3000K/CRI 80 - 220-240V / 10,5W - 1012 lm ≠ FIXT 746 lm - 4000K/CRI 80 - 220-240V

2700K

Non Dimmable

- F026R2DA001
- F026R2DA006
- F026R2DA012
- F026R2DA018
- F026R2DA030
- F026R2DA033
- 1-10V
- F026R2DB001
- F026R2DB006
- F026R2DB012
- F026R2DB018
- F026R2DB030
- F026R2DB033
- Dali
- F026R2DD001
- F026R2DD006
- F026R2DD012
- F026R2DD018
- F026R2DD030
- F026R2DD033

3000K

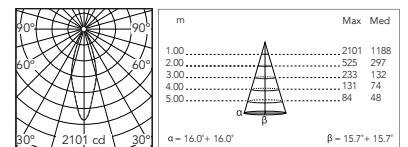
Non Dimmable

- F026R3DA001
- F026R3DA006
- F026R3DA012
- F026R3DA018
- F026R3DA030
- F026R3DA033
- 1-10V
- F026R3DB001
- F026R3DB006
- F026R3DB012
- F026R3DB018
- F026R3DB030
- F026R3DB033
- Dali
- F026R3DD001
- F026R3DD006
- F026R3DD012
- F026R3DD018
- F026R3DD030
- F026R3DD033

4000K

Non Dimmable

- F026R4DA001
- F026R4DA006
- F026R4DA012
- F026R4DA018
- F026R4DA030
- F026R4DA033
- 1-10V
- F026R4DB001
- F026R4DB006
- F026R4DB012
- F026R4DB018
- F026R4DB030
- F026R4DB033
- Dali
- F026R4DD001
- F026R4DD006
- F026R4DD012
- F026R4DD018
- F026R4DD030
- F026R4DD033



Optic Wide Flood 51°

Power Led: 10,5W - 920 lm ≠ FIXT 711 lm - 2700K/CRI 80 - 220-240V / 10,5W - 966 lm ≠ FIXT 741 lm - 3000K/CRI 80 - 220-240V / 10,5W - 1012 lm ≠ FIXT 778 lm - 4000K/CRI 80 - 220-240V

2700K

Non Dimmable

- F026R2EA001
- F026R2EA006
- F026R2EA012
- F026R2EA018
- F026R2EA030
- F026R2EA033
- 1-10V
- F026R2EB001
- F026R2EB006
- F026R2EB012
- F026R2EB018
- F026R2EB030
- F026R2EB033
- Dali
- F026R2ED001
- F026R2ED006
- F026R2ED012
- F026R2ED018
- F026R2ED030
- F026R2ED033

3000K

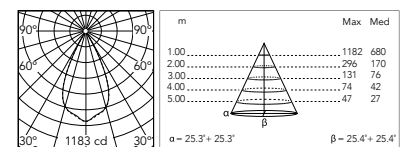
Non Dimmable

- F026R3EA001
- F026R3EA006
- F026R3EA012
- F026R3EA018
- F026R3EA030
- F026R3EA033
- 1-10V
- F026R3EB001
- F026R3EB006
- F026R3EB012
- F026R3EB018
- F026R3EB030
- F026R3EB033
- Dali
- F026R3ED001
- F026R3ED006
- F026R3ED012
- F026R3ED018
- F026R3ED030
- F026R3ED033

4000K

Non Dimmable

- F026R4EA001
- F026R4EA006
- F026R4EA012
- F026R4EA018
- F026R4EA030
- F026R4EA033
- 1-10V
- F026R4EB001
- F026R4EB006
- F026R4EB012
- F026R4EB018
- F026R4EB030
- F026R4EB033
- Dali
- F026R4ED001
- F026R4ED006
- F026R4ED012
- F026R4ED018
- F026R4ED030
- F026R4ED033



Spine L 2 Ultra

Optic Elliptical 1 9,5° x 48°

Power Led: 10,5W - 920 lm ≠ FIXT 717 lm - 2700K/CRI 80 - 220-240V / 10,5W - 966 lm ≠ FIXT 744 lm - 3000K/CRI 80 - 220-240V / 10,5W - 1012 lm ≠ FIXT 770 lm - 4000K/CRI 80 - 220-240V

2700K

Non Dimmable

- F026R2FA001
- F026R2FA006
- F026R2FA012
- F026R2FA018
- F026R2FA030
- F026R2FA033
- 1-10V
- F026R2FB001
- F026R2FB006
- F026R2FB012
- F026R2FB018
- F026R2FB030
- F026R2FB033
- Dali
- F026R2FD001
- F026R2FD006
- F026R2FD012
- F026R2FD018
- F026R2FD030
- F026R2FD033

3000K

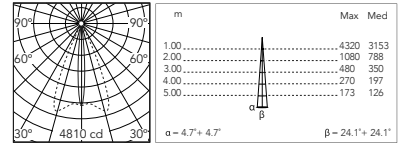
Non Dimmable

- F026R3FA001
- F026R3FA006
- F026R3FA012
- F026R3FA018
- F026R3FA030
- F026R3FA033
- 1-10V
- F026R3FB001
- F026R3FB006
- F026R3FB012
- F026R3FB018
- F026R3FB030
- F026R3FB033
- Dali
- F026R3FD001
- F026R3FD006
- F026R3FD012
- F026R3FD018
- F026R3FD030
- F026R3FD033

4000K

Non Dimmable

- F026R4FA001
- F026R4FA006
- F026R4FA012
- F026R4FA018
- F026R4FA030
- F026R4FA033
- 1-10V
- F026R4FB001
- F026R4FB006
- F026R4FB012
- F026R4FB018
- F026R4FB030
- F026R4FB033
- Dali
- F026R4FD001
- F026R4FD006
- F026R4FD012
- F026R4FD018
- F026R4FD030
- F026R4FD033



@ 3000K

Optic Elliptical 2 24° x 50°

Power Led: 10,5W - 920 lm ≠ FIXT 699 lm - 2700K/CRI 80 - 220-240V / 10,5W - 966 lm ≠ FIXT 725 lm - 3000K/CRI 80 - 220-240V / 10,5W - 1012 lm ≠ FIXT 750 lm - 4000K/CRI 80 - 220-240V

2700K

Non Dimmable

- F026R2GA001
- F026R2GA006
- F026R2GA012
- F026R2GA018
- F026R2GA030
- F026R2GA033
- 1-10V
- F026R2GB001
- F026R2GB006
- F026R2GB012
- F026R2GB018
- F026R2GB030
- F026R2GB033
- Dali
- F026R2GD001
- F026R2GD006
- F026R2GD012
- F026R2GD018
- F026R2GD030
- F026R2GD033

3000K

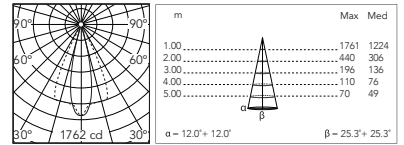
Non Dimmable

- F026R3GA001
- F026R3GA006
- F026R3GA012
- F026R3GA018
- F026R3GA030
- F026R3GA033
- 1-10V
- F026R3GB001
- F026R3GB006
- F026R3GB012
- F026R3GB018
- F026R3GB030
- F026R3GB033
- Dali
- F026R3GD001
- F026R3GD006
- F026R3GD012
- F026R3GD018
- F026R3GD030
- F026R3GD033

4000K

Non Dimmable

- F026R4GA001
- F026R4GA006
- F026R4GA012
- F026R4GA018
- F026R4GA030
- F026R4GA033
- 1-10V
- F026R4GB001
- F026R4GB006
- F026R4GB012
- F026R4GB018
- F026R4GB030
- F026R4GB033
- Dali
- F026R4GD001
- F026R4GD006
- F026R4GD012
- F026R4GD018
- F026R4GD030
- F026R4GD033



@ 3000K

Optic Wall Washer

Power Led: 10,5W - 920 lm ≠ FIXT 673 lm - 2700K/CRI 80 - 220-240V / 10,5W - 966 lm ≠ FIXT 698 lm - 3000K/CRI 80 - 220-240V / 10,5W - 1012 lm ≠ FIXT 672 lm - 4000K/CRI 80 - 220-240V

2700K

Non Dimmable

- F026R2HA001
- F026R2HA006
- F026R2HA012
- F026R2HA018
- F026R2HA030
- F026R2HA033
- 1-10V
- F026R2HB001
- F026R2HB006
- F026R2HB012
- F026R2HB018
- F026R2HB030
- F026R2HB033
- Dali
- F026R2HD001
- F026R2HD006
- F026R2HD012
- F026R2HD018
- F026R2HD030
- F026R2HD033

3000K

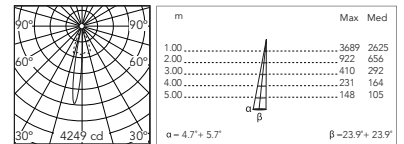
Non Dimmable

- F026R3HA001
- F026R3HA006
- F026R3HA012
- F026R3HA018
- F026R3HA030
- F026R3HA033
- 1-10V
- F026R3HB001
- F026R3HB006
- F026R3HB012
- F026R3HB018
- F026R3HB030
- F026R3HB033
- Dali
- F026R3HD001
- F026R3HD006
- F026R3HD012
- F026R3HD018
- F026R3HD030
- F026R3HD033

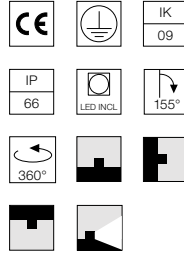
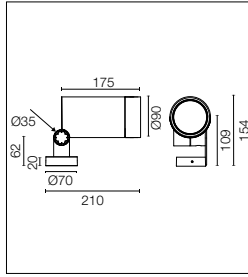
4000K

Non Dimmable

- F026R4HA001
- F026R4HA006
- F026R4HA012
- F026R4HA018
- F026R4HA030
- F026R4HA033
- 1-10V
- F026R4HB001
- F026R4HB006
- F026R4HB012
- F026R4HB018
- F026R4HB030
- F026R4HB033
- Dali
- F026R4HD001
- F026R4HD006
- F026R4HD012
- F026R4HD018
- F026R4HD030
- F026R4HD033



@ 3000K



Sorgente Power LED ad alta efficienza inclusa. Equipaggiato con snoot integrato per un maggiore comfort visivo; accessorio visor a taglio asimmetrico disponibile. Accessori collimatori disponibili per variare le aperture del fascio luminoso. Alimentazione elettrica 220-240V ON/OFF e dimmerabile 1-10V o DALI integrata. Staffa minima di fissaggio a L integrata. Dotata di spezzone di cavo uscente in neoprene da 5m (10m a richiesta) per connessione elettrica remota; per garantire la tenuta è consigliabile utilizzare cavi flessibili idonei all'impiego in ambienti esterni.

Energy-efficient Power LED source included. Equipped with an integrated snoot for higher visual comfort: the asymmetrical cut visor is available as an accessory. Collimators are available as an accessory to modify the beam opening. Integrated electric power supply 220-240V ON/OFF and adjustable 1-10V or DALI. Minimum L-shaped mounting support integrated. Equipped with a 5m neoprene cable (10m upon request) for remote connection. To guarantee its water tightness, it is recommended to use flexible cables designed for outdoor use.

2200K disponibile su richiesta.

2200K available on request.

Optic Spot 14,5°

Power Led: 17W - 1739 lm ≠ FIXT 1443 lm - 2700K/CRI 80 - 220-240V / 17W - 1803 lm ≠ FIXT 1497 lm - 3000K/CRI 80 - 220-240V / 17W - 1868 lm ≠ FIXT 1548 lm - 4000K/CRI 80 - 220-240V

2700K

Non Dimmable

- F026S2BA001
- F026S2BA006
- F026S2BA012
- F026S2BA018
- F026S2BA030
- F026S2BA033
- 1-10V
- F026S2BB001
- F026S2BB006
- F026S2BB012
- F026S2BB018
- F026S2BB030
- F026S2BB033
- Dali
- F026S2BD001
- F026S2BD006
- F026S2BD012
- F026S2BD018
- F026S2BD030
- F026S2BD033

3000K

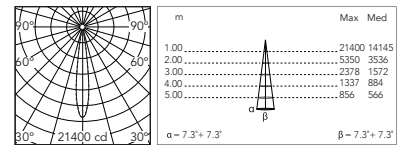
Non Dimmable

- F026S3BA001
- F026S3BA006
- F026S3BA012
- F026S3BA018
- F026S3BA030
- F026S3BA033
- 1-10V
- F026S3BB001
- F026S3BB006
- F026S3BB012
- F026S3BB018
- F026S3BB030
- F026S3BB033
- Dali
- F026S3BD001
- F026S3BD006
- F026S3BD012
- F026S3BD018
- F026S3BD030
- F026S3BD033

4000K

Non Dimmable

- F026S4BA001
- F026S4BA006
- F026S4BA012
- F026S4BA018
- F026S4BA030
- F026S4BA033
- 1-10V
- F026S4BB001
- F026S4BB006
- F026S4BB012
- F026S4BB018
- F026S4BB030
- F026S4BB033
- Dali
- F026S4BD001
- F026S4BD006
- F026S4BD012
- F026S4BD018
- F026S4BD030
- F026S4BD033



@ 3000K

Optic Medium Flood 26°

Power Led: 17W - 1739 lm ≠ FIXT 1336 lm - 2700K/CRI 80 - 220-240V / 17W - 1803 lm ≠ FIXT 1386 lm - 3000K/CRI 80 - 220-240V / 17W - 1868 lm ≠ FIXT 1434 lm - 4000K/CRI 80 - 220-240V

2700K

Non Dimmable

- F026S2CA001
- F026S2CA006
- F026S2CA012
- F026S2CA018
- F026S2CA030
- F026S2CA033
- 1-10V
- F026S2CB001
- F026S2CB006
- F026S2CB012
- F026S2CB018
- F026S2CB030
- F026S2CB033
- Dali
- F026S2CD001
- F026S2CD006
- F026S2CD012
- F026S2CD018
- F026S2CD030
- F026S2CD033

3000K

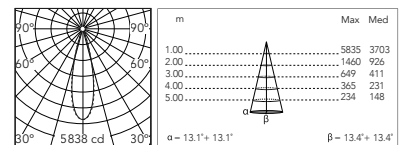
Non Dimmable

- F026S3CA001
- F026S3CA006
- F026S3CA012
- F026S3CA018
- F026S3CA030
- F026S3CA033
- 1-10V
- F026S3CB001
- F026S3CB006
- F026S3CB012
- F026S3CB018
- F026S3CB030
- F026S3CB033
- Dali
- F026S3CD001
- F026S3CD006
- F026S3CD012
- F026S3CD018
- F026S3CD030
- F026S3CD033

4000K

Non Dimmable

- F026S4CA001
- F026S4CA006
- F026S4CA012
- F026S4CA018
- F026S4CA030
- F026S4CA033
- 1-10V
- F026S4CB001
- F026S4CB006
- F026S4CB012
- F026S4CB018
- F026S4CB030
- F026S4CB033
- Dali
- F026S4CD001
- F026S4CD006
- F026S4CD012
- F026S4CD018
- F026S4CD030
- F026S4CD033



@ 3000K

Spine L 2 Ultra Hp

Optic Flood 36°

Power Led: 17W - 1739 lm ≠ FIXT 1302 lm - 2700K/CRI 80 - 220-240V / 17W - 1803 lm ≠ FIXT 1351 lm - 3000K/CRI 80 - 220-240V / 17W - 1868 lm ≠ FIXT 1397 lm - 4000K/CRI 80 - 220-240V

2700K

Non Dimmable

- F026S2DA001
- F026S2DA006
- F026S2DA012
- F026S2DA018
- F026S2DA030
- F026S2DA033
- 1-10V
- F026S2DB001
- F026S2DB006
- F026S2DB012
- F026S2DB018
- F026S2DB030
- F026S2DB033
- Dali
- F026S2DD001
- F026S2DD006
- F026S2DD012
- F026S2DD018
- F026S2DD030
- F026S2DD033

3000K

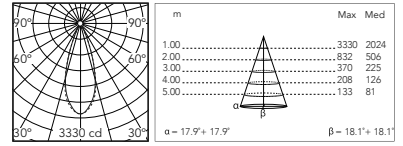
Non Dimmable

- F026S3DA001
- F026S3DA006
- F026S3DA012
- F026S3DA018
- F026S3DA030
- F026S3DA033
- 1-10V
- F026S3DB001
- F026S3DB006
- F026S3DB012
- F026S3DB018
- F026S3DB030
- F026S3DB033
- Dali
- F026S3DD001
- F026S3DD006
- F026S3DD012
- F026S3DD018
- F026S3DD030
- F026S3DD033

4000K

Non Dimmable

- F026S4DA001
- F026S4DA006
- F026S4DA012
- F026S4DA018
- F026S4DA030
- F026S4DA033
- 1-10V
- F026S4DB001
- F026S4DB006
- F026S4DB012
- F026S4DB018
- F026S4DB030
- F026S4DB033
- Dali
- F026S4DD001
- F026S4DD006
- F026S4DD012
- F026S4DD018
- F026S4DD030
- F026S4DD033



@ 3000K

Optic Wide Flood 52°

Power Led: 17W - 1739 lm ≠ FIXT 1303 lm - 2700K/CRI 80 - 220-240V / 17W - 1803 lm ≠ FIXT 1357 lm - 3000K/CRI 80 - 220-240V / 17W - 1868 lm ≠ FIXT 1411 lm - 4000K/CRI 80 - 220-240V

2700K

Non Dimmable

- F026S2EA001
- F026S2EA006
- F026S2EA012
- F026S2EA018
- F026S2EA030
- F026S2EA033
- 1-10V
- F026S2EB001
- F026S2EB006
- F026S2EB012
- F026S2EB018
- F026S2EB030
- F026S2EB033
- Dali
- F026S2ED001
- F026S2ED006
- F026S2ED012
- F026S2ED018
- F026S2ED030
- F026S2ED033

3000K

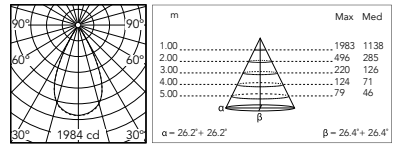
Non Dimmable

- F026S3EA001
- F026S3EA006
- F026S3EA012
- F026S3EA018
- F026S3EA030
- F026S3EA033
- 1-10V
- F026S3EB001
- F026S3EB006
- F026S3EB012
- F026S3EB018
- F026S3EB030
- F026S3EB033
- Dali
- F026S3ED001
- F026S3ED006
- F026S3ED012
- F026S3ED018
- F026S3ED030
- F026S3ED033

4000K

Non Dimmable

- F026S4EA001
- F026S4EA006
- F026S4EA012
- F026S4EA018
- F026S4EA030
- F026S4EA033
- 1-10V
- F026S4EB001
- F026S4EB006
- F026S4EB012
- F026S4EB018
- F026S4EB030
- F026S4EB033
- Dali
- F026S4ED001
- F026S4ED006
- F026S4ED012
- F026S4ED018
- F026S4ED030
- F026S4ED033



@ 3000K

Optic Elliptical 1 14° x 50°

Power Led: 17W - 1739 lm ≠ FIXT 1315 lm - 2700K/CRI 80 - 220-240V / 17W - 1803 lm ≠ FIXT 1364 lm - 3000K/CRI 80 - 220-240V / 17W - 1868 lm ≠ FIXT 1410 lm - 4000K/CRI 80 - 220-240V

2700K

Non Dimmable

- F026S2FA001
- F026S2FA006
- F026S2FA012
- F026S2FA018
- F026S2FA030
- F026S2FA033
- 1-10V
- F026S2FB001
- F026S2FB006
- F026S2FB012
- F026S2FB018
- F026S2FB030
- F026S2FB033
- Dali
- F026S2FD001
- F026S2FD006
- F026S2FD012
- F026S2FD018
- F026S2FD030
- F026S2FD033

3000K

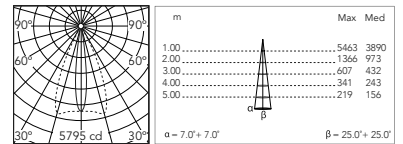
Non Dimmable

- F026S3FA001
- F026S3FA006
- F026S3FA012
- F026S3FA018
- F026S3FA030
- F026S3FA033
- 1-10V
- F026S3FB001
- F026S3FB006
- F026S3FB012
- F026S3FB018
- F026S3FB030
- F026S3FB033
- Dali
- F026S3FD001
- F026S3FD006
- F026S3FD012
- F026S3FD018
- F026S3FD030
- F026S3FD033

4000K

Non Dimmable

- F026S4FA001
- F026S4FA006
- F026S4FA012
- F026S4FA018
- F026S4FA030
- F026S4FA033
- 1-10V
- F026S4FB001
- F026S4FB006
- F026S4FB012
- F026S4FB018
- F026S4FB030
- F026S4FB033
- Dali
- F026S4FD001
- F026S4FD006
- F026S4FD012
- F026S4FD018
- F026S4FD030
- F026S4FD033



@ 3000K

Optic Elliptical 2 25° x 52°

Power Led: 17W - 1739 lm ≠ FIXT 1298 lm - 2700K/CRI 80 - 220-240V / 17W - 1803 lm ≠ FIXT 1351 lm - 3000K/CRI 80 - 220-240V / 17W - 1868 lm ≠ FIXT 1393 lm - 4000K/CRI 80 - 220-240V

2700K

Non Dimmable

- F026S2GA001
- F026S2GA006
- F026S2GA012
- F026S2GA018
- F026S2GA030
- F026S2GA033

1-10V

- F026S2GB001
- F026S2GB006
- F026S2GB012
- F026S2GB018
- F026S2GB030
- F026S2GB033

Dali

- F026S2GD001
- F026S2GD006
- F026S2GD012
- F026S2GD018
- F026S2GD030
- F026S2GD033

3000K

Non Dimmable

- F026S3GA001
- F026S3GA006
- F026S3GA012
- F026S3GA018
- F026S3GA030
- F026S3GA033

1-10V

- F026S3GB001
- F026S3GB006
- F026S3GB012
- F026S3GB018
- F026S3GB030
- F026S3GB033

Dali

- F026S3GD001
- F026S3GD006
- F026S3GD012
- F026S3GD018
- F026S3GD030
- F026S3GD033

4000K

Non Dimmable

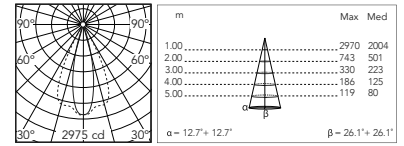
- F026S4GA001
- F026S4GA006
- F026S4GA012
- F026S4GA018
- F026S4GA030
- F026S4GA033

1-10V

- F026S4GB001
- F026S4GB006
- F026S4GB012
- F026S4GB018
- F026S4GB030
- F026S4GB033

Dali

- F026S4GD001
- F026S4GD006
- F026S4GD012
- F026S4GD018
- F026S4GD030
- F026S4GD033



@ 3000K

Optic Wall Washer

Power Led: 17W - 1739 lm ≠ FIXT 1277 lm - 2700K/CRI 80 - 220-240V / 17W - 1803 lm ≠ FIXT 1325 lm - 3000K/CRI 80 - 220-240V / 17W - 1868 lm ≠ FIXT 1370 lm - 4000K/CRI 80 - 220-240V

2700K

Non Dimmable

- F026S2HA001
- F026S2HA006
- F026S2HA012
- F026S2HA018
- F026S2HA030
- F026S2HA033

1-10V

- F026S2HB001
- F026S2HB006
- F026S2HB012
- F026S2HB018
- F026S2HB030
- F026S2HB033

Dali

- F026S2HD001
- F026S2HD006
- F026S2HD012
- F026S2HD018
- F026S2HD030
- F026S2HD033

3000K

Non Dimmable

- F026S3HA001
- F026S3HA006
- F026S3HA012
- F026S3HA018
- F026S3HA030
- F026S3HA033

1-10V

- F026S3HB001
- F026S3HB006
- F026S3HB012
- F026S3HB018
- F026S3HB030
- F026S3HB033

Dali

- F026S3HD001
- F026S3HD006
- F026S3HD012
- F026S3HD018
- F026S3HD030
- F026S3HD033

4000K

Non Dimmable

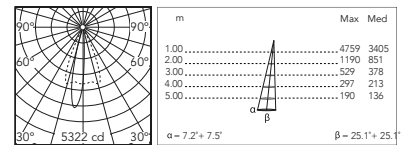
- F026S4HA001
- F026S4HA006
- F026S4HA012
- F026S4HA018
- F026S4HA030
- F026S4HA033

1-10V

- F026S4HB001
- F026S4HB006
- F026S4HB012
- F026S4HB018
- F026S4HB030
- F026S4HB033


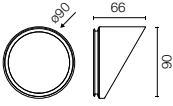

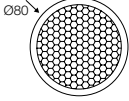

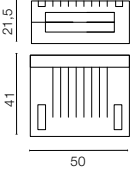

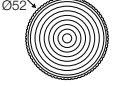

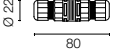

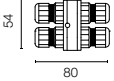



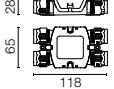
Dali


- F026S4HD001
- F026S4HD006
- F026S4HD012
- F026S4HD018
- F026S4HD030
- F026S4HD033



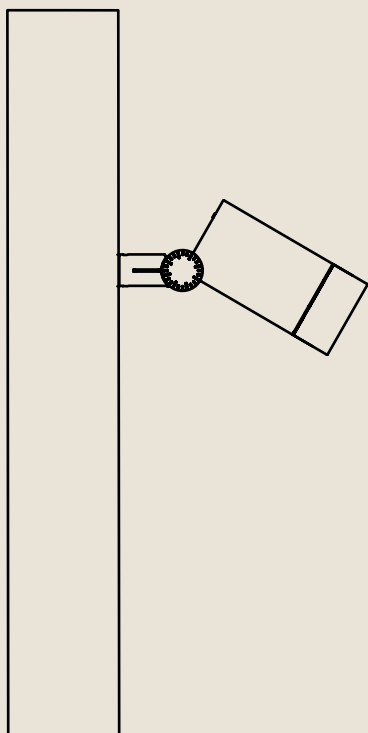
@ 3000K

Spine L 2 Ultra: Accessori / Accessories

Visor	Visor	<ul style="list-style-type: none"> ○ F026Z050001 ● F026Z050006 ● F026Z050012 ● F026Z050018 ● F026Z050030 ● F026Z050033 		
Honeycomb	Honeycomb Louvre	F026Z060000		
Gelbox IPX8 per connessione elettrica.	Gelbox IPX8 for splicing connectors.	F990C110000		
Lenti converter / Converter lenses:				
- Converter Spine 2 Optic Medium Flood		F029Z020000		
- Converter Spine 2 Optic Flood		F029Z021000		
- Converter Spine 2 Optic Wide Flood		F029Z022000		
- Converter Spine 2 Optic Elliptic 1		F029Z023000		
- Converter Spine 2 Optic Elliptic 2		F029Z024000		
- Converter Spine 2 Optic Wall Washer		F029Z025000		
Sistema di giunzione IP68 H2O Stop anti-condensa a 2 vie 4 poli.	2 way terminal block 4 poles IP68 H2O Stop.	F990C00A000		
Sistema di giunzione IP68 H2O Stop anti-condensa a 3/4 vie 4 poli. (Ø5,5÷12mm cavo).	3/4 way terminal block 4 poles IP68 H2O Stop. (ø5,5÷12mm cable).	F990C010000		
Kit connettore 5 poli presa volante + spina EU IP68.	Connector kit 5-pole flying socket + EU plug IP68.	F990C080000		
Scatola di derivazione 5 poli 4 vie IP68 (cavi 6-14 mm).	4 way junction box 5 poles IP68 (6-14 mm cables).	F990C030000		

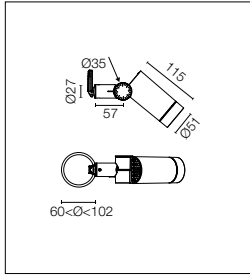


Spine T



Un giunto dedicato consente l'installazione individuale o di molteplici proiettori su un singolo palo per la creazione di scene luminose complesse.

A special pole connection has been designed for product installation on poles to manage complex light scenes and mix multiple projectors in one single column.



Sorgente Power LED inclusa. Equipaggiato con snoot integrato per un maggiore comfort visivo; accessorio visor a taglio asimmetrico disponibile. Accessori collimatori disponibili per variare le aperture del fascio luminoso. Alimentazione elettrica 220-240V ON/OFF integrata. Base di fissaggio a palo integrata, per pali diametro compreso tra 60 e 102 mm, spessore massimo 3 mm. Dotata di spezzone di cavo uscente in neoprene da 5m (10m a richiesta) per connessione elettrica remota; per garantire la tenuta è consigliabile utilizzare cavi flessibili idonei all'impiego in ambienti esterni.

Power LED source included. Equipped with an integrated snoot for higher visual comfort. Collimators are available as an accessory to modify the beam opening. Integrated electric power supply 220-240V ON/OFF. Integrated support for pole fixing, for poles with a diameter between 60 and 120 mm and a maximum thickness of 3 mm. Equipped with a 5m neoprene cable (10m upon request) for remote connection. To guarantee its water tightness, it is recommended to use flexible cables designed for outdoor use.

2200K disponibile su richiesta.

2200K available on request.

Versione dimmerabile DALI disponibile su richiesta.

DALI dimmable version available on request.

Optic Spot 14°

Power Led: 5W - 481 lm ≠ FIXT 368 lm - 2700K/CRI 80 - 220-240V / 5W - 493 lm ≠ FIXT 377 lm - 3000K/CRI 80 - 220-240V / 5W - 540 lm ≠ FIXT 413 lm - 4000K/CRI 80 - 220-240V

2700K

Non Dimmable

- F02752BA001
- F02752BA006
- F02752BA012
- F02752BA018
- F02752BA030
- F02752BA033

3000K

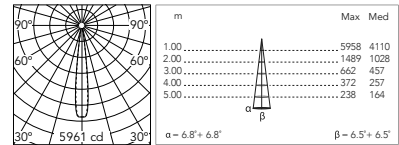
Non Dimmable

- F02753BA001
- F02753BA006
- F02753BA012
- F02753BA018
- F02753BA030
- F02753BA033

4000K

Non Dimmable

- F02754BA001
- F02754BA006
- F02754BA012
- F02754BA018
- F02754BA030
- F02754BA033



@ 3000K

Optic Medium Flood 26°

Power Led: 5W - 481 lm ≠ FIXT 337 lm - 2700K/CRI 80 - 220-240V / 5W - 493 lm ≠ FIXT 346 lm - 3000K/CRI 80 - 220-240V / 5W - 540 lm ≠ FIXT 378 lm - 4000K/CRI 80 - 220-240V

2700K

Non Dimmable

- F02752CA001
- F02752CA006
- F02752CA012
- F02752CA018
- F02752CA030
- F02752CA033

3000K

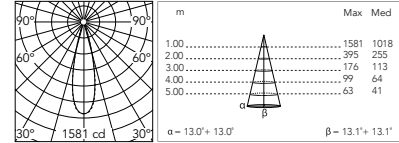
Non Dimmable

- F02753CA001
- F02753CA006
- F02753CA012
- F02753CA018
- F02753CA030
- F02753CA033

4000K

Non Dimmable

- F02754CA001
- F02754CA006
- F02754CA012
- F02754CA018
- F02754CA030
- F02754CA033



@ 3000K

Optic Flood 36°

Power Led: 5W - 481 lm ≠ FIXT 332 lm - 2700K/CRI 80 - 220-240V / 5W - 493 lm ≠ FIXT 340 lm - 3000K/CRI 80 - 220-240V / 5W - 540 lm ≠ FIXT 373 lm - 4000K/CRI 80 - 220-240V

2700K

Non Dimmable

- F02752DA001
- F02752DA006
- F02752DA012
- F02752DA018
- F02752DA030
- F02752DA033

3000K

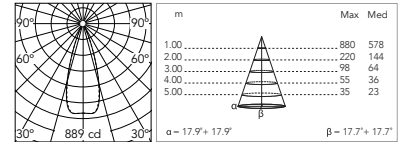
Non Dimmable

- F02753DA001
- F02753DA006
- F02753DA012
- F02753DA018
- F02753DA030
- F02753DA033

4000K

Non Dimmable

- F02754DA001
- F02754DA006
- F02754DA012
- F02754DA018
- F02754DA030
- F02754DA033



@ 3000K

Optic Wide Flood 50°

Power Led: 5W - 481 lm ≠ FIXT 324 lm - 2700K/CRI 80 - 220-240V / 5W - 493 lm ≠ FIXT 332 lm - 3000K/CRI 80 - 220-240V / 5W - 540 lm ≠ FIXT 363 lm - 4000K/CRI 80 - 220-240V

2700K

Non Dimmable

- F02752EA001
- F02752EA006
- F02752EA012
- F02752EA018
- F02752EA030
- F02752EA033

3000K

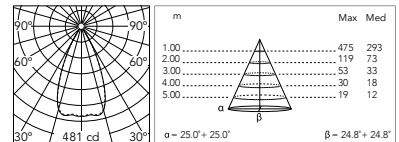
Non Dimmable

- F02753EA001
- F02753EA006
- F02753EA012
- F02753EA018
- F02753EA030
- F02753EA033

4000K

Non Dimmable

- F02754EA001
- F02754EA006
- F02754EA012
- F02754EA018
- F02754EA030
- F02754EA033



@ 3000K

Spine T 0 Pro

Optic Elliptical 1 12° x 50°

Power Led: 5W - 481 lm ≠ FIXT 342 lm - 2700K/CRI 80 - 220-240V / 5W - 493 lm ≠ FIXT 350 lm - 3000K/CRI 80 - 220-240V / 5W - 540 lm ≠ FIXT 383 lm - 4000K/CRI 80 - 220-240V

2700K

Non Dimmable

- F02752FA001
- F02752FA006
- F02752FA012
- F02752FA018
- F02752FA030
- F02752FA033

3000K

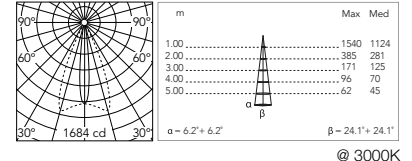
Non Dimmable

- F02753FA001
- F02753FA006
- F02753FA012
- F02753FA018
- F02753FA030
- F02753FA033

4000K

Non Dimmable

- F02754FA001
- F02754FA006
- F02754FA012
- F02754FA018
- F02754FA030
- F02754FA033



Optic Elliptical 2 26° x 51°

Power Led: 5W - 481 lm ≠ FIXT 334 lm - 2700K/CRI 80 - 220-240V / 5W - 493 lm ≠ FIXT 342 lm - 3000K/CRI 80 - 220-240V / 5W - 540 lm ≠ FIXT 375 lm - 4000K/CRI 80 - 220-240V

2700K

Non Dimmable

- F02752GA001
- F02752GA006
- F02752GA012
- F02752GA018
- F02752GA030
- F02752GA033

3000K

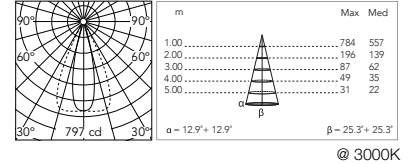
Non Dimmable

- F02753GA001
- F02753GA006
- F02753GA012
- F02753GA018
- F02753GA030
- F02753GA033

4000K

Non Dimmable

- F02754GA001
- F02754GA006
- F02754GA012
- F02754GA018
- F02754GA030
- F02754GA033



Optic Wall Washer

Power Led: 5W - 481 lm ≠ FIXT 321 lm - 2700K/CRI 80 - 220-240V / 5W - 493 lm ≠ FIXT 329 lm - 3000K/CRI 80 - 220-240V / 5W - 540 lm ≠ FIXT 360 lm - 4000K/CRI 80 - 220-240V

2700K

Non Dimmable

- F02752HA001
- F02752HA006
- F02752HA012
- F02752HA018
- F02752HA030
- F02752HA033

3000K

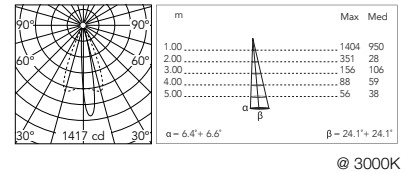
Non Dimmable

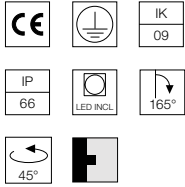
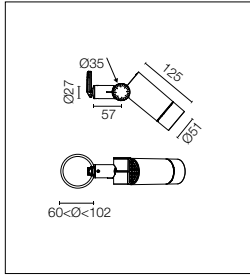
- F02753HA001
- F02753HA006
- F02753HA012
- F02753HA018
- F02753HA030
- F02753HA033

4000K

Non Dimmable

- F02754HA001
- F02754HA006
- F02754HA012
- F02754HA018
- F02754HA030
- F02754HA033





Sorgente Power LED inclusa. Equipaggiato con snoot integrato per un maggiore comfort visivo; accessorio visor a taglio asimmetrico disponibile. Accessori collimatori disponibili per variare le aperture del fascio luminoso. Alimentazione elettrica 220-240V ON/OFF integrata. Base di fissaggio a palo integrata, per pali diametro compreso tra 60 e 102 mm, spessore massimo 3 mm. Dotata di spezzone di cavo uscente in neoprene da 5m (10m a richiesta) per connessione elettrica remota; per garantire la tenuta è consigliabile utilizzare cavi flessibili idonei all'impiego in ambienti esterni.

Power LED source included. Equipped with an integrated snoot for higher visual comfort. Collimators are available as an accessory to modify the beam opening. Integrated electric power supply 220-240V ON/OFF. Integrated support for pole fixing, for poles with a diameter between 60 and 120 mm and a maximum thickness of 3 mm. Equipped with a 5m neoprene cable (10m upon request) for remote connection. To guarantee its water tightness, it is recommended to use flexible cables designed for outdoor use.

2200K disponibile su richiesta.

2200K available on request.

Versione dimmerabile DALI disponibile su richiesta.

DALI dimmable version available on request.

Optic Spot 14°

Power Led: 5W - 481 lm ≠ FIXT 368 lm - 2700K/CRI 80 - 220-240V / 5W - 493 lm ≠ FIXT 377 lm - 3000K/CRI 80 - 220-240V / 5W - 540 lm ≠ FIXT 413 lm - 4000K/CRI 80 - 220-240V

2700K

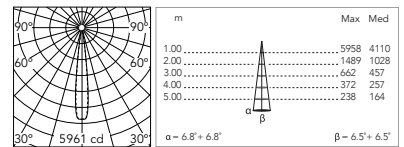
- Non Dimmable
- F02712BA001
 - F02712BA006
 - F02712BA012
 - F02712BA018
 - F02712BA030
 - F02712BA033

3000K

- Non Dimmable
- F02713BA001
 - F02713BA006
 - F02713BA012
 - F02713BA018
 - F02713BA030
 - F02713BA033

4000K

- Non Dimmable
- F02714BA001
 - F02714BA006
 - F02714BA012
 - F02714BA018
 - F02714BA030
 - F02714BA033



@ 3000K

Optic Medium Flood 26°

Power Led: 5W - 481 lm ≠ FIXT 337 lm - 2700K/CRI 80 - 220-240V / 5W - 493 lm ≠ FIXT 346 lm - 3000K/CRI 80 - 220-240V / 5W - 540 lm ≠ FIXT 378 lm - 4000K/CRI 80 - 220-240V

2700K

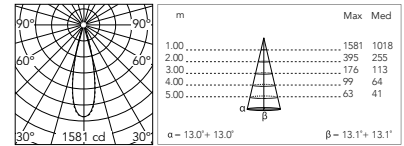
- Non Dimmable
- F02712CA001
 - F02712CA006
 - F02712CA012
 - F02712CA018
 - F02712CA030
 - F02712CA033

3000K

- Non Dimmable
- F02713CA001
 - F02713CA006
 - F02713CA012
 - F02713CA018
 - F02713CA030
 - F02713CA033

4000K

- Non Dimmable
- F02714CA001
 - F02714CA006
 - F02714CA012
 - F02714CA018
 - F02714CA030
 - F02714CA033



@ 3000K

Optic Flood 36°

Power Led: 5W - 481 lm ≠ FIXT 332 lm - 2700K/CRI 80 - 220-240V / 5W - 493 lm ≠ FIXT 340 lm - 3000K/CRI 80 - 220-240V / 5W - 540 lm ≠ FIXT 373 lm - 4000K/CRI 80 - 220-240V

2700K

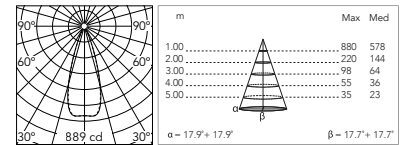
- Non Dimmable
- F02712DA001
 - F02712DA006
 - F02712DA012
 - F02712DA018
 - F02712DA030
 - F02712DA033

3000K

- Non Dimmable
- F02713DA001
 - F02713DA006
 - F02713DA012
 - F02713DA018
 - F02713DA030
 - F02713DA033

4000K

- Non Dimmable
- F02714DA001
 - F02714DA006
 - F02714DA012
 - F02714DA018
 - F02714DA030
 - F02714DA033



@ 3000K

Optic Wide Flood 50°

Power Led: 5W - 481 lm ≠ FIXT 324 lm - 2700K/CRI 80 - 220-240V / 5W - 493 lm ≠ FIXT 332 lm - 3000K/CRI 80 - 220-240V / 5W - 540 lm ≠ FIXT 363 lm - 4000K/CRI 80 - 220-240V

2700K

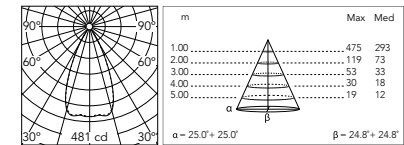
- Non Dimmable
- F02712EA001
 - F02712EA006
 - F02712EA012
 - F02712EA018
 - F02712EA030
 - F02712EA033

3000K

- Non Dimmable
- F02713EA001
 - F02713EA006
 - F02713EA012
 - F02713EA018
 - F02713EA030
 - F02713EA033

4000K

- Non Dimmable
- F02714EA001
 - F02714EA006
 - F02714EA012
 - F02714EA018
 - F02714EA030
 - F02714EA033



@ 3000K

Spine T 0 Ultra

Optic Elliptical 1 12° x 50°

Power Led: 5W - 481 lm ≠ FIXT 342 lm - 2700K/CRI 80 - 220-240V / 5W - 493 lm ≠ FIXT 350 lm - 3000K/CRI 80 - 220-240V / 5W - 540 lm ≠ FIXT 383 lm - 4000K/CRI 80 - 220-240V

2700K

Non Dimmable

- F02712FA001
- F02712FA006
- F02712FA012
- F02712FA018
- F02712FA030
- F02712FA033

3000K

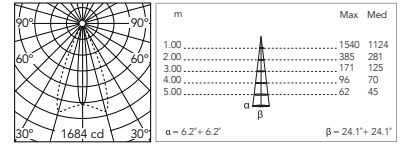
Non Dimmable

- F02713FA001
- F02713FA006
- F02713FA012
- F02713FA018
- F02713FA030
- F02713FA033

4000K

Non Dimmable

- F02714FA001
- F02714FA006
- F02714FA012
- F02714FA018
- F02714FA030
- F02714FA033



@ 3000K

Optic Elliptical 2 26° x 51°

Power Led: 5W - 481 lm ≠ FIXT 334 lm - 2700K/CRI 80 - 220-240V / 5W - 493 lm ≠ FIXT 342 lm - 3000K/CRI 80 - 220-240V / 5W - 540 lm ≠ FIXT 375 lm - 4000K/CRI 80 - 220-240V

2700K

Non Dimmable

- F02712GA001
- F02712GA006
- F02712GA012
- F02712GA018
- F02712GA030
- F02712GA033

3000K

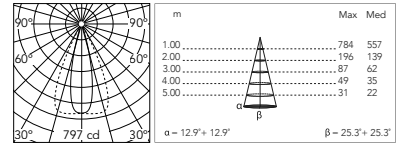
Non Dimmable

- F02713GA001
- F02713GA006
- F02713GA012
- F02713GA018
- F02713GA030
- F02713GA033

4000K

Non Dimmable

- F02714GA001
- F02714GA006
- F02714GA012
- F02714GA018
- F02714GA030
- F02714GA033



@ 3000K

Optic Wall Washer

Power Led: 5W - 481 lm ≠ FIXT 321 lm - 2700K/CRI 80 - 220-240V / 5W - 493 lm ≠ FIXT 329 lm - 3000K/CRI 80 - 220-240V / 5W - 540 lm ≠ FIXT 360 lm - 4000K/CRI 80 - 220-240V

2700K

Non Dimmable

- F02712HA001
- F02712HA006
- F02712HA012
- F02712HA018
- F02712HA030
- F02712HA033

3000K

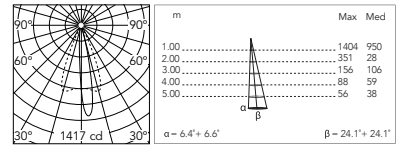
Non Dimmable

- F02713HA001
- F02713HA006
- F02713HA012
- F02713HA018
- F02713HA030
- F02713HA033

4000K


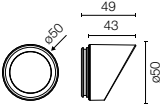

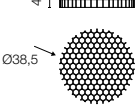

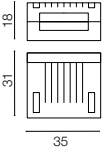

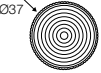

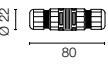

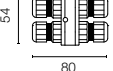
Non Dimmable

- F02714HA001
- F02714HA006
- F02714HA012
- F02714HA018
- F02714HA030
- F02714HA033



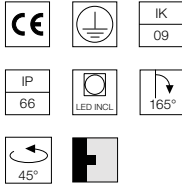
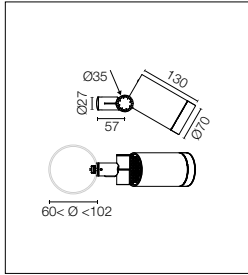
@ 3000K

Spine T 0 Ultra: Accessori / Accessories

Visor	Visor	<ul style="list-style-type: none"> ○ F027Z050001 ● F027Z050006 ● F027Z050012 ● F027Z050018 ● F027Z050030 ● F027Z050033 	 
Honeycomb	Honeycomb Louvre	F027Z060000	 
Gelbox IPX8 per connessione elettrica.	Gelbox IPX8 for splicing connectors.	F990C100000	 
Lenti converter / Converter lenses: <ul style="list-style-type: none"> - Converter Spine 1 Optic Medium Flood - Converter Spine 1 Optic Flood - Converter Spine 1 Optic Wide Flood - Converter Spine 1 Optic Elliptic 1 - Converter Spine 1 Optic Elliptic 2 - Converter Spine 1 Optic Wall Washer 		<ul style="list-style-type: none"> F029Z010000 F029Z011000 F029Z012000 F029Z013000 F029Z014000 F029Z015000 	 
Sistema di giunzione IP68 H2O Stop anti-condensa a 2 vie 4 poli.	2 way terminal block 4 poles IP68 H2O Stop.	F990C00A000	 
Sistema di giunzione IP68 H2O Stop anti-condensa a 3/4 vie 4 poli. (Ø5,5÷12mm cavo).	3/4 way terminal block 4 poles IP68 H2O Stop. (Ø5,5÷12mm cavo).	F990C010000	 



Spine T 1 Absolute



Sorgente COB LED inclusa. Alimentazione elettrica 220-240V ON/OFF integrata. Staffa per il fissaggio a palo integrata, per pali diametro compreso tra 60 e 102 mm, spessore massimo 3 mm. Dotata di spezzone di cavo uscente in neoprene da 5m (10m a richiesta) per connessione elettrica remota; per garantire la tenuta è consigliabile utilizzare cavi flessibili idonei all'impiego in ambienti esterni. Versione dimmerabile 1-10V o DALI con alimentatore remoto 24Vdc a richiesta.

LED COB light source integrated. Integrated electric power supply 220-240V ON/OFF. Integrated support for pole fixing, for poles with a diameter between 60 and 120 mm and a maximum thickness of 3 mm. Equipped with a 5m neoprene cable (10m upon request) for remote connection. To guarantee its water tightness, it is recommended to use flexible cables designed for outdoor use. Upon request: 1-10V or DALI dimmable version with 24Vdc remote power supply.

Optic Spot 15°

CoB Led: 11W - 1247 lm \neq FIXT 923 lm - 2700K/CRI 80 - 220-240V / 11W - 1325 lm \neq FIXT 982 lm - 3000K/CRI 80 - 220-240V / 11W - 1364 lm \neq FIXT 1011 lm - 4000K/CRI 80 - 220-240V

2700K

Non Dimmable

- F02502BA001
- F02502BA006
- F02502BA012
- F02502BA018
- F02502BA030
- F02502BA033

3000K

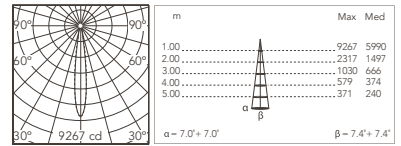
Non Dimmable

- F02503BA001
- F02503BA006
- F02503BA012
- F02503BA018
- F02503BA030
- F02503BA033

4000K

Non Dimmable

- F02504BA001
- F02504BA006
- F02504BA012
- F02504BA018
- F02504BA030
- F02504BA033



@ 3000K

Optic Medium Flood 33°

CoB Led: 11W - 1247 lm \neq FIXT 906 lm - 2700K/CRI 80 - 220-240V / 11W - 1325 lm \neq FIXT 964 lm - 3000K/CRI 80 - 220-240V / 11W - 1364 lm \neq FIXT 993 lm - 4000K/CRI 80 - 220-240V

2700K

Non Dimmable

- F02502CA001
- F02502CA006
- F02502CA012
- F02502CA018
- F02502CA030
- F02502CA033

3000K

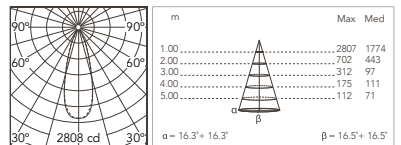
Non Dimmable

- F02503CA001
- F02503CA006
- F02503CA012
- F02503CA018
- F02503CA030
- F02503CA033

4000K

Non Dimmable

- F02504CA001
- F02504CA006
- F02504CA012
- F02504CA018
- F02504CA030
- F02504CA033



@ 3000K

Spine T 1 / T 2 Absolute: Accessori / Accessories

Honeycomb	Honeycomb Louvre	Spine T 1 F025Z060000		
-----------	------------------	--------------------------	--	--

Honeycomb	Honeycomb Louvre	Spine T 2 F026Z060000		
-----------	------------------	--------------------------	--	--

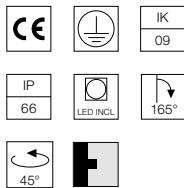
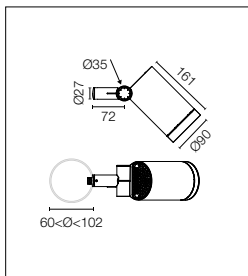
Gelbox IPX8 per connessione elettrica.	Gelbox IPX8 for splicing connectors.	Spine T 1 F990C100000		
----------------------------------------	--------------------------------------	--------------------------	--	--

Gelbox IPX8 per connessione elettrica.	Gelbox IPX8 for splicing connectors.	Spine T 2 F990C110000		
----------------------------------------	--------------------------------------	--------------------------	--	--

Spine T 1 / T 2 Absolute: Accessori per versioni non dimmable / Accessories for non-dimmable versions

Sistema di giunzione IP68 H2O Stop anti-condensa a 2 vie 4 poli.	2 way terminal block 4 poles IP68 H2O Stop.	F990C00A000		
------------------------------------------------------------------	---------------------------------------------	-------------	--	--

Sistema di giunzione IP68 H2O Stop anti-condensa a 3/4 vie 4 poli. (Ø5,5÷12mm cavo).	3/4 way terminal block 4 poles IP68 H2O Stop. (Ø5,5÷12mm cavo).	F990C010000		
--------------------------------------------------------------------------------------	-----------------------------------------------------------------	-------------	--	--



Sorgente COB LED inclusa. Alimentazione elettrica 220-240V ON/ OFF e dimmerabile 1-10V o DALI integrata. Staffa per il fissaggio a palo integrata, per pali diametro compreso tra 60 e 102 mm, spessore massimo 3 mm. Dotata di spezzone di cavo uscente in neoprene da 5m (10m a richiesta) per connessione elettrica remota; per garantire la tenuta è consigliabile utilizzare cavi flessibili idonei all'impiego in ambienti esterni.

LED COB light source integrated. Integrated electric power supply 220-240V ON/OFF and adjustable 1-10V or DALI. Integrated support for pole fixing, for poles with a diameter between 60 and 120 mm and a maximum thickness of 3 mm. Equipped with a 5m neoprene cable (10m upon request) for remote connection. To guarantee its water tightness, it is recommended to use flexible cables designed for outdoor use.

Optic Spot 22°

CoB Led: 19,5W - 2197 lm ≠ FIXT 1939 lm - 2700K/CRI 80 - 220-240V / 19,5W - 2367 lm ≠ FIXT 2085 lm - 3000K/CRI 80 - 220-240V / 19,5W - 2497 lm ≠ FIXT 2120 lm - 4000K/CRI 80 - 220-240V

2700K

Non Dimmable

- F02602BA001.A
- F02602BA006.A
- F02602BA012.A
- F02602BA018.A
- F02602BA030.A
- F02602BA033.A
- 1-10V
- F02602BB001.A
- F02602BB006.A
- F02602BB012.A
- F02602BB018.A
- F02602BB030.A
- F02602BB033.A
- Dali
- F02602BD001.A
- F02602BD006.A
- F02602BD012.A
- F02602BD018.A
- F02602BD030.A
- F02602BD033.A

3000K

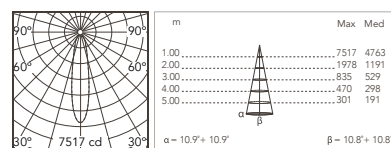
Non Dimmable

- F02603BA001.A
- F02603BA006.A
- F02603BA012.A
- F02603BA018.A
- F02603BA030.A
- F02603BA033.A
- 1-10V
- F02603BB001.A
- F02603BB006.A
- F02603BB012.A
- F02603BB018.A
- F02603BB030.A
- F02603BB033.A
- Dali
- F02603BD001.A
- F02603BD006.A
- F02603BD012.A
- F02603BD018.A
- F02603BD030.A
- F02603BD033.A

4000K

Non Dimmable

- F02604BA001.A
- F02604BA006.A
- F02604BA012.A
- F02604BA018.A
- F02604BA030.A
- F02604BA033.A
- 1-10V
- F02604BB001.A
- F02604BB006.A
- F02604BB012.A
- F02604BB018.A
- F02604BB030.A
- F02604BB033.A
- Dali
- F02604BD001.A
- F02604BD006.A
- F02604BD012.A
- F02604BD018.A
- F02604BD030.A
- F02604BD033.A



@ 3000K

Optic Medium Flood 43°

CoB Led: 19,5W - 2197 lm ≠ FIXT 2026 lm - 2700K/CRI 80 - 220-240V / 19,5W - 2367 lm ≠ FIXT 2178 lm - 3000K/CRI 80 - 220-240V / 19,5W - 2497 lm ≠ FIXT 2298 lm - 4000K/CRI 80 - 220-240V

2700K

Non Dimmable

- F02602CA001.A
- F02602CA006.A
- F02602CA012.A
- F02602CA018.A
- F02602CA030.A
- F02602CA033.A
- 1-10V
- F02602CB001.A
- F02602CB006.A
- F02602CB012.A
- F02602CB018.A
- F02602CB030.A
- F02602CB033.A
- Dali
- F02602CD001.A
- F02602CD006.A
- F02602CD012.A
- F02602CD018.A
- F02602CD030.A
- F02602CD033.A

3000K

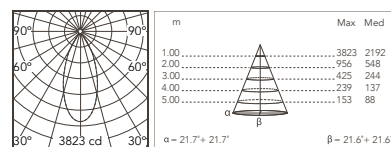
Non Dimmable

- F02603CA001.A
- F02603CA006.A
- F02603CA012.A
- F02603CA018.A
- F02603CA030.A
- F02603CA033.A
- 1-10V
- F02603CB001.A
- F02603CB006.A
- F02603CB012.A
- F02603CB018.A
- F02603CB030.A
- F02603CB033.A
- Dali
- F02603CD001.A
- F02603CD006.A
- F02603CD012.A
- F02603CD018.A
- F02603CD030.A
- F02603CD033.A

4000K

Non Dimmable

- F02604CA001
- F02604CA006
- F02604CA012
- F02604CA018
- F02604CA030
- F02604CA033
- 1-10V
- F02604CB001.A
- F02604CB006.A
- F02604CB012.A
- F02604CB018.A
- F02604CB030.A
- F02604CB033.A
- Dali
- F02604CD001.A
- F02604CD006.A
- F02604CD012.A
- F02604CD018.A
- F02604CD030.A
- F02604CD033V



@ 3000K

Spine T 2 Absolute: Accessori per versioni Dimmerabili / Accessories for dimmable versions

Kit connettore 5 poli presa volante + spina EU IP68.

Connector kit 5-pole flying socket + EU plug IP68.

F990C080000

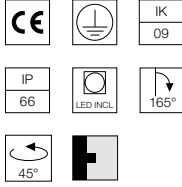
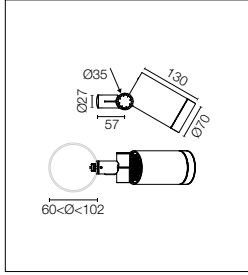


Scatola di derivazione 5 poli 4 vie IP68 (cavi 6-14 mm).

4 way junction box 5 poles IP68 (6-14 mm cables).

F990C030000





Sorgente Power LED inclusa. Equipaggiato con snoot integrato per un maggiore comfort visivo. Accessori collimatori disponibili per variare le aperture del fascio luminoso. Alimentazione elettrica 220-240V ON/OFF integrata. Staffa per il fissaggio a palo integrata, per pali diametro compreso tra 60 e 102 mm, spessore massimo 3 mm. Dotata di spezzone di cavo uscente in neoprene da 5m (10m a richiesta) per connessione elettrica remota; per garantire la tenuta è consigliabile utilizzare cavi flessibili idonei all'impiego in ambienti esterni. Versione dimmerabile 1-10V o DALI con alimentatore remoto 24Vdc a richiesta.

Power LED source included. Equipped with an integrated snoot for higher visual comfort. Collimators are available as an accessory to modify the beam opening. Integrated electric power supply 220-240V ON/OFF. Integrated support for pole fixing, for poles with a diameter between 60 and 120 mm and a maximum thickness of 3 mm. Equipped with a 5m neoprene cable (10m upon request) for remote connection. To guarantee its water tightness, it is recommended to use flexible cables designed for outdoor use. Upon request: 1-10V or DALI dimmable version with 24Vdc remote power supply.

2200K disponibile su richiesta.

2200K available on request.

Optic Narrow Spot 7°

Power Led: 3,5W - 168 lm \neq FIXT 143 lm - 2700K/CRI 80 - 220-240V / 3,5W - 174 lm \neq FIXT 149 lm - 3000K/CRI 80 - 220-240V / 3,5W - 180 lm \neq FIXT 154 lm - 4000K/CRI 80 - 220-240V

2700K

Non Dimmable

- F02552AA001
- F02552AA006
- F02552AA012
- F02552AA018
- F02552AA030
- F02552AA033

3000K

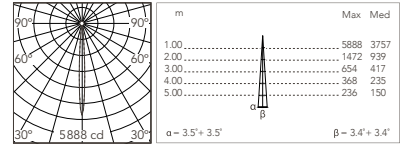
Non Dimmable

- F02553AA001
- F02553AA006
- F02553AA012
- F02553AA018
- F02553AA030
- F02553AA033

4000K

Non Dimmable

- F02554AA001
- F02554AA006
- F02554AA012
- F02554AA018
- F02554AA030
- F02554AA033



@ 3000K

Optic Spot 14°

Power Led: 7,9W - 671 lm \neq FIXT 550 lm - 2700K/CRI 80 - 220-240V / 7,9W - 696 lm \neq FIXT 571 lm - 3000K/CRI 80 - 220-240V / 7,9W - 720 lm \neq FIXT 591 lm - 4000K/CRI 80 - 220-240V

2700K

Non Dimmable

- F02552BA001
- F02552BA006
- F02552BA012
- F02552BA018
- F02552BA030
- F02552BA033

3000K

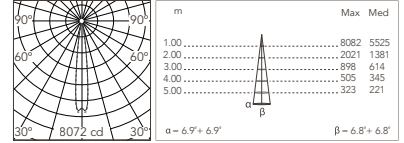
Non Dimmable

- F02553BA001
- F02553BA006
- F02553BA012
- F02553BA018
- F02553BA030
- F02553BA033

4000K

Non Dimmable

- F02554BA001
- F02554BA006
- F02554BA012
- F02554BA018
- F02554BA030
- F02554BA033



@ 3000K

Optic Medium Flood 24,5°

Power Led: 7,9W - 671 lm \neq FIXT 499 lm - 2700K/CRI 80 - 220-240V / 7,9W - 696 lm \neq FIXT 518 lm - 3000K/CRI 80 - 220-240V / 7,9W - 720 lm \neq FIXT 536 lm - 4000K/CRI 80 - 220-240V

2700K

Non Dimmable

- F02552CA001
- F02552CA006
- F02552CA012
- F02552CA018
- F02552CA030
- F02552CA033

3000K

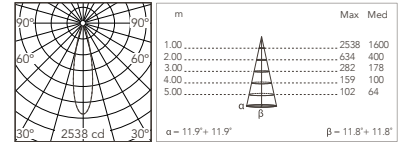
Non Dimmable

- F02553CA001
- F02553CA006
- F02553CA012
- F02553CA018
- F02553CA030
- F02553CA033

4000K

Non Dimmable

- F02554CA001
- F02554CA006
- F02554CA012
- F02554CA018
- F02554CA030
- F02554CA033



@ 3000K

Optic Flood 32°

Power Led: 7,9W - 671 lm \neq FIXT 482 lm - 2700K/CRI 80 - 220-240V / 7,9W - 696 lm \neq FIXT 500 lm - 3000K/CRI 80 - 220-240V / 7,9W - 720 lm \neq FIXT 518 lm - 4000K/CRI 80 - 220-240V

2700K

Non Dimmable

- F02552DA001
- F02552DA006
- F02552DA012
- F02552DA018
- F02552DA030
- F02552DA033

3000K

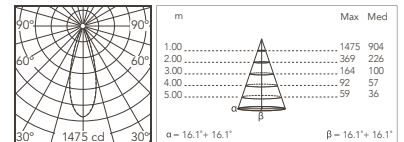
Non Dimmable

- F02553DA001
- F02553DA006
- F02553DA012
- F02553DA018
- F02553DA030
- F02553DA033

4000K

Non Dimmable

- F02554DA001
- F02554DA006
- F02554DA012
- F02554DA018
- F02554DA030
- F02554DA033



@ 3000K

Optic Wide Flood 49°

Power Led: 7,9W - 671 lm ≠ FIXT 480 lm - 2700K/CRI 80 - 220-240V / 7,9W - 696 lm ≠ FIXT 490 lm - 3000K/CRI 80 - 220-240V / 7,9W - 720 lm ≠ FIXT 505 lm - 4000K/CRI 80 - 220-240V

2700K

Non Dimmable

- F02552EA001
- F02552EA006
- F02552EA012
- F02552EA018
- F02552EA030
- F02552EA033

3000K

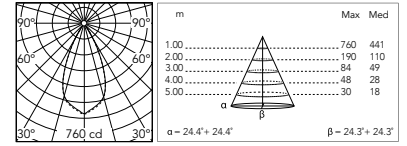
Non Dimmable

- F02553EA001
- F02553EA006
- F02553EA012
- F02553EA018
- F02553EA030
- F02553EA033

4000K

Non Dimmable

- F02554EA001
- F02554EA006
- F02554EA012
- F02554EA018
- F02554EA030
- F02554EA033



@ 3000K

Optic Elliptical 1 13,5° x 50°

Power Led: 7,9W - 671 lm ≠ FIXT 500 lm - 2700K/CRI 80 - 220-240V / 7,9W - 696 lm ≠ FIXT 519 lm - 3000K/CRI 80 - 220-240V / 7,9W - 720 lm ≠ FIXT 537 lm - 4000K/CRI 80 - 220-240V

2700K

Non Dimmable

- F02552FA001
- F02552FA006
- F02552FA012
- F02552FA018
- F02552FA030
- F02552FA033

3000K

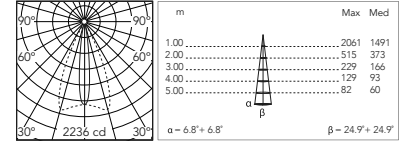
Non Dimmable

- F02553FA001
- F02553FA006
- F02553FA012
- F02553FA018
- F02553FA030
- F02553FA033

4000K

Non Dimmable

- F02554FA001
- F02554FA006
- F02554FA012
- F02554FA018
- F02554FA030
- F02554FA033



@ 3000K

Optic Elliptical 2 26° x 51°

Power Led: 7,9W - 671 lm ≠ FIXT 487 lm - 2700K/CRI 80 - 220-240V / 7,9W - 696 lm ≠ FIXT 505 lm - 3000K/CRI 80 - 220-240V / 7,9W - 720 lm ≠ FIXT 523 lm - 4000K/CRI 80 - 220-240V

2700K

Non Dimmable

- F02552GA001
- F02552GA006
- F02552GA012
- F02552GA018
- F02552GA030
- F02552GA033

3000K

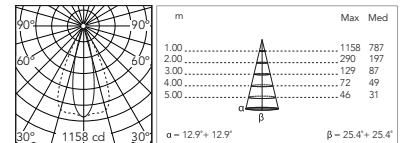
Non Dimmable

- F02553GA001
- F02553GA006
- F02553GA012
- F02553GA018
- F02553GA030
- F02553GA033

4000K

Non Dimmable

- F02554GA001
- F02554GA006
- F02554GA012
- F02554GA018
- F02554GA030
- F02554GA033



@ 3000K

Optic Wall Washer

Power Led: 7,9W - 671 lm ≠ FIXT 471 lm - 2700K/CRI 80 - 220-240V / 7,9W - 696 lm ≠ FIXT 489 lm - 3000K/CRI 80 - 220-240V / 7,9W - 720 lm ≠ FIXT 506 lm - 4000K/CRI 80 - 220-240V

2700K

Non Dimmable

- F02552HA001
- F02552HA006
- F02552HA012
- F02552HA018
- F02552HA030
- F02552HA033

3000K

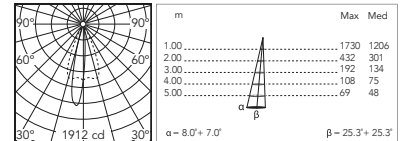
Non Dimmable

- F02553HA001
- F02553HA006
- F02553HA012
- F02553HA018
- F02553HA030
- F02553HA033

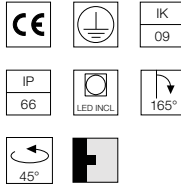
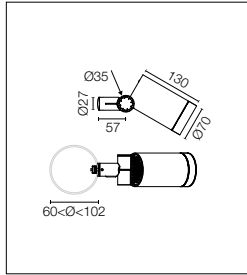
4000K

Non Dimmable

- F02554HA001
- F02554HA006
- F02554HA012
- F02554HA018
- F02554HA030
- F02554HA033



@ 3000K



Sorgente Power LED ad alta efficienza inclusa. Equipaggiato con snoot integrato per un maggiore comfort visivo. Accessori collimatori disponibili per variare le aperture del fascio luminoso. Alimentazione elettrica 220-240V ON/OFF integrata. Staffa per il fissaggio a palo integrata, per pali diametro compreso tra 60 e 102 mm, spessore massimo 3 mm. Dotata di spezzone di cavo uscente in neoprene da 5m (10m a richiesta) per connessione elettrica remota; per garantire la tenuta è consigliabile utilizzare cavi flessibili idonei all'impiego in ambienti esterni. Versione dimmerabile 1-10V o DALI con alimentatore remoto 24Vdc a richiesta.

Energy-efficient Power LED source included Equipped with an integrated snoot for higher visual comfort. Collimators are available as an accessory to modify the beam opening. Integrated electric power supply 220-240V ON/OFF. Integrated support for pole fixing, for poles with a diameter between 60 and 120 mm and a maximum thickness of 3 mm. Equipped with a 5m neoprene cable (10m upon request) for remote connection. To guarantee its water tightness, it is recommended to use flexible cables designed for outdoor use. Upon request: 1-10V or DALI dimmable version with 24Vdc remote power supply.

Optic Spot 12°

Power Led: 10,5W - 920 lm ≠ FIXT 680 lm - 2700K/CRI 80 - 220-240V / 10,5W - 966 lm ≠ FIXT 706 lm - 3000K/CRI 80 - 220-240V / 10,5W - 1012 lm ≠ FIXT 730 lm - 4000K/CRI 80 - 220-240V

2700K

Non Dimmable

- F02562BA001
- F02562BA006
- F02562BA012
- F02562BA018
- F02562BA030
- F02562BA033

3000K

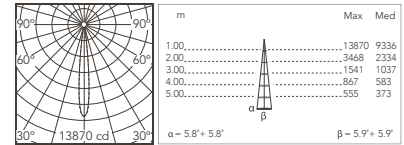
Non Dimmable

- F02563BA001
- F02563BA006
- F02563BA012
- F02563BA018
- F02563BA030
- F02563BA033

4000K

Non Dimmable

- F02564BA001
- F02564BA006
- F02564BA012
- F02564BA018
- F02564BA030
- F02564BA033



@ 3000K

Optic Medium Flood 26,5°

Power Led: 10,5W - 920 lm ≠ FIXT 594 lm - 2700K/CRI 80 - 220-240V / 10,5W - 966 lm ≠ FIXT 630 lm - 3000K/CRI 80 - 220-240V / 10,5W - 1012 lm ≠ FIXT 654 lm - 4000K/CRI 80 - 220-240V

2700K

Non Dimmable

- F02562CA001
- F02562CA006
- F02562CA012
- F02562CA018
- F02562CA030
- F02562CA033

3000K

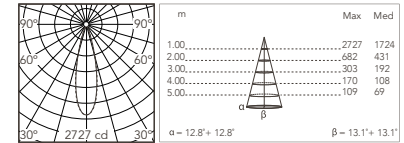
Non Dimmable

- F02563CA001
- F02563CA006
- F02563CA012
- F02563CA018
- F02563CA030
- F02563CA033

4000K

Non Dimmable

- F02564CA001
- F02564CA006
- F02564CA012
- F02564CA018
- F02564CA030
- F02564CA033



@ 3000K

Optic Flood 33,5°

Power Led: 10,5W - 920 lm ≠ FIXT 592 lm - 2700K/CRI 80 - 220-240V / 10,5W - 966 lm ≠ FIXT 627 lm - 3000K/CRI 80 - 220-240V / 10,5W - 1012 lm ≠ FIXT 651 lm - 4000K/CRI 80 - 220-240V

2700K

Non Dimmable

- F02562DA001
- F02562DA006
- F02562DA012
- F02562DA018
- F02562DA030
- F02562DA033

3000K

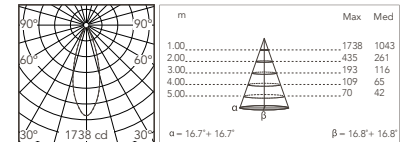
Non Dimmable

- F02563DA001
- F02563DA006
- F02563DA012
- F02563DA018
- F02563DA030
- F02563DA033

4000K

Non Dimmable

- F02564DA001
- F02564DA006
- F02564DA012
- F02564DA018
- F02564DA030
- F02564DA033



@ 3000K

Optic Wide Flood 50°

Power Led: 10,5W - 920 lm ≠ FIXT 591 lm - 2700K/CRI 80 - 220-240V / 10,5W - 966 lm ≠ FIXT 619 lm - 3000K/CRI 80 - 220-240V / 10,5W - 1012 lm ≠ FIXT 650 lm - 4000K/CRI 80 - 220-240V

2700K

Non Dimmable

- F02562EA001
- F02562EA006
- F02562EA012
- F02562EA018
- F02562EA030
- F02562EA033

3000K

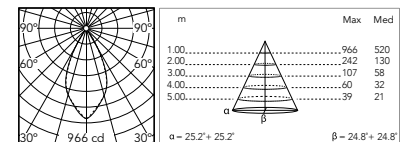
Non Dimmable

- F02563EA001
- F02563EA006
- F02563EA012
- F02563EA018
- F02563EA030
- F02563EA033

4000K

Non Dimmable

- F02564EA001
- F02564EA006
- F02564EA012
- F02564EA018
- F02564EA030
- F02564EA033



@ 3000K

Spine T 1 Pro Hp

Optic Elliptical 1 11,5° x 49°

Power Led: 10,5W - 920 lm ≠ FIXT 603 lm - 2700K/CRI 80 - 220-240V / 10,5W - 966 lm ≠ FIXT 639 lm - 3000K/CRI 80 - 220-240V / 10,5W - 1012 lm ≠ FIXT 663 lm - 4000K/CRI 80 - 220-240V

2700K

Non Dimmable

- F02562FA001
- F02562FA006
- F02562FA012
- F02562FA018
- F02562FA030
- F02562FA033

3000K

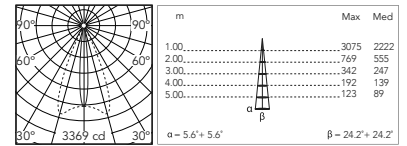
Non Dimmable

- F02563FA001
- F02563FA006
- F02563FA012
- F02563FA018
- F02563FA030
- F02563FA033

4000K

Non Dimmable

- F02564FA001
- F02564FA006
- F02564FA012
- F02564FA018
- F02564FA030
- F02564FA033



@ 3000K

Optic Elliptical 2 25,5° x 50°

Power Led: 10,5W - 920 lm ≠ FIXT 601 lm - 2700K/CRI 80 - 220-240V / 10,5W - 966 lm ≠ FIXT 624 lm - 3000K/CRI 80 - 220-240V / 10,5W - 1012 lm ≠ FIXT 645 lm - 4000K/CRI 80 - 220-240V

2700K

Non Dimmable

- F02562GA001
- F02562GA006
- F02562GA012
- F02562GA018
- F02562GA030
- F02562GA033

3000K

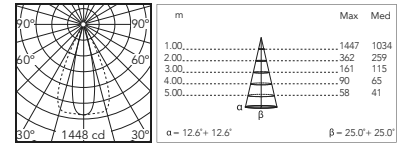
Non Dimmable

- F02563GA001
- F02563GA006
- F02563GA012
- F02563GA018
- F02563GA030
- F02563GA033

4000K

Non Dimmable

- F02564GA001
- F02564GA006
- F02564GA012
- F02564GA018
- F02564GA030
- F02564GA033



@ 3000K

Optic Wall Washer

Power Led: 10,5W - 920 lm ≠ FIXT 574 lm - 2700K/CRI 80 - 220-240V / 10,5W - 966 lm ≠ FIXT 609 lm - 3000K/CRI 80 - 220-240V / 10,5W - 1012 lm ≠ FIXT 631 lm - 4000K/CRI 80 - 220-240V

2700K

Non Dimmable

- F02562HA001
- F02562HA006
- F02562HA012
- F02562HA018
- F02562HA030
- F02562HA033

3000K

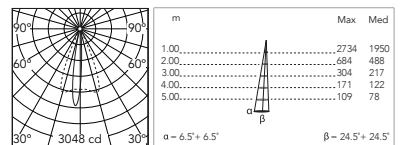
Non Dimmable

- F02563HA001
- F02563HA006
- F02563HA012
- F02563HA018
- F02563HA030
- F02563HA033

4000K

Non Dimmable

- F02564HA001
- F02564HA006
- F02564HA012
- F02564HA018
- F02564HA030
- F02564HA033




@ 3000K

Spine T 1 Pro: Accessori / Accessories

Honeycomb

Honeycomb Louvre

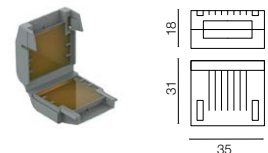
F025Z060000



Gelbox IPX8 per connessione elettrica.

Gelbox IPX8 for splicing connectors.


F990C100000



Lenti converter / Converter lenses:

- Converter Spine 1 Optic Medium Flood
- Converter Spine 1 Optic Flood
- Converter Spine 1 Optic Wide Flood
- Converter Spine 1 Optic Elliptic 1
- Converter Spine 1 Optic Elliptic 2
- Converter Spine 1 Optic Wall Washer

F029Z010000
F029Z011000
F029Z012000
F029Z013000
F029Z014000
F029Z015000



Sistema di giunzione IP68 H2O Stop anti-condensa a 2 vie 4 poli.

2 way terminal block 4 poles IP68 H2O Stop.

F990C00A000

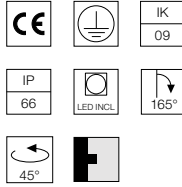
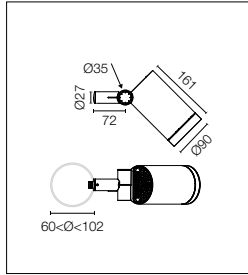


Sistema di giunzione IP68 H2O Stop anti-condensa a 3/4 vie 4 poli. (Ø5,5÷12mm cavo).

3/4 way terminal block 4 poles IP68 H2O Stop. (ø5,5÷12mm cable).

F990C010000





Sorgente Power LED inclusa. Equipaggiato con snoot integrato per un maggiore comfort visivo. Accessori collimatori disponibili per variare le aperture del fascio luminoso. Alimentazione elettrica 220-240V ON/OFF e dimmerabile 1-10V o DALI integrata. Staffa per il fissaggio a palo integrata, per pali diametro compreso tra 60 e 102 mm, spessore massimo 3 mm. Dotata di spezzone di cavo uscente in neoprene da 5m (10m a richiesta) per connessione elettrica remota; per garantire la tenuta è consigliabile utilizzare cavi flessibili idonei all'impiego in ambienti esterni.

Power LED source included. Equipped with an integrated snoot for higher visual comfort. Collimators are available as an accessory to modify the beam opening. Integrated electric power supply 220-240V ON/OFF and adjustable 1-10V or DALI. Integrated support for pole fixing, for poles with a diameter between 60 and 120 mm and a maximum thickness of 3 mm. Equipped with a 5m neoprene cable (10m upon request) for remote connection. To guarantee its water tightness, it is recommended to use flexible cables designed for outdoor use.

Optic Narrow Spot
2200K disponibile su richiesta.

Optic Narrow Spot
2200K available on request.

Optic Narrow Spot 6°

Power Led: 4,1W - 248 lm ≠ FIXT 230 lm - 2700K/CRI 80 - 220-240V / 4,1W - 258 lm ≠ FIXT 239 lm - 3000K/CRI 80 - 220-240V / 4,1W - 267 lm ≠ FIXT 247 lm - 4000K/CRI 80 - 220-240V

2700K

Non Dimmable

- F02652AA001
- F02652AA006
- F02652AA012
- F02652AA018
- F02652AA030
- F02652AA033
- 1-10V
- F02652AB001
- F02652AB006
- F02652AB012
- F02652AB018
- F02652AB030
- F02652AB033
- Dali
- F02652AD001
- F02652AD006
- F02652AD012
- F02652AD018
- F02652AD030
- F02652AD033

3000K

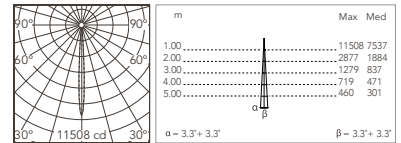
Non Dimmable

- F02653AA001
- F02653AA006
- F02653AA012
- F02653AA018
- F02653AA030
- F02653AA033
- 1-10V
- F02653AB001
- F02653AB006
- F02653AB012
- F02653AB018
- F02653AB030
- F02653AB033
- Dali
- F02653AD001
- F02653AD006
- F02653AD012
- F02653AD018
- F02653AD030
- F02653AD033

4000K

Non Dimmable

- F02654AA001
- F02654AA006
- F02654AA012
- F02654AA018
- F02654AA030
- F02654AA033
- 1-10V
- F02654AB001
- F02654AB006
- F02654AB012
- F02654AB018
- F02654AB030
- F02654AB033
- Dali
- F02654AD001
- F02654AD006
- F02654AD012
- F02654AD018
- F02654AD030
- F02654AD033



@ 3000K

Optic Spot 9,5°

Power Led: 10,5W - 920 lm ≠ FIXT 769 lm - 2700K/CRI 80 - 220-240V / 10,5W - 966 lm ≠ FIXT 808 lm - 3000K/CRI 80 - 220-240V / 10,5W - 1012 lm ≠ FIXT 846 lm - 4000K/CRI 80 - 220-240V

2700K

Non Dimmable

- F02652BA001
- F02652BA006
- F02652BA012
- F02652BA018
- F02652BA030
- F02652BA033
- 1-10V
- F02652BB001
- F02652BB006
- F02652BB012
- F02652BB018
- F02652BB030
- F02652BB033
- Dali
- F02652BD001
- F02652BD006
- F02652BD012
- F02652BD018
- F02652BD030
- F02652BD033

3000K

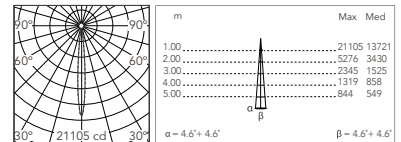
Non Dimmable

- F02653BA001
- F02653BA006
- F02653BA012
- F02653BA018
- F02653BA030
- F02653BA033
- 1-10V
- F02653BB001
- F02653BB006
- F02653BB012
- F02653BB018
- F02653BB030
- F02653BB033
- Dali
- F02653BD001
- F02653BD006
- F02653BD012
- F02653BD018
- F02653BD030
- F02653BD033

4000K

Non Dimmable

- F02654BA001
- F02654BA006
- F02654BA012
- F02654BA018
- F02654BA030
- F02654BA033
- 1-10V
- F02654BB001
- F02654BB006
- F02654BB012
- F02654BB018
- F02654BB030
- F02654BB033
- Dali
- F02654BD001
- F02654BD006
- F02654BD012
- F02654BD018
- F02654BD030
- F02654BD033



@ 3000K

Optic Medium Flood 28°

Power Led: 10,5W - 920 lm ≠ FIXT 715 lm - 2700K/CRI 80 - 220-240V / 10,5W - 966 lm ≠ FIXT 742 lm - 3000K/CRI 80 - 220-240V / 10,5W - 1012 lm ≠ FIXT 767 lm - 4000K/CRI 80 - 220-240V

2700K

Non Dimmable

- F02652CA001
- F02652CA006
- F02652CA012
- F02652CA018
- F02652CA030
- F02652CA033
- 1-10V
- F02652CB001
- F02652CB006
- F02652CB012
- F02652CB018
- F02652CB030
- F02652CB033
- Dali
- F02652CD001
- F02652CD006
- F02652CD012
- F02652CD018
- F02652CD030
- F02652CD033

3000K

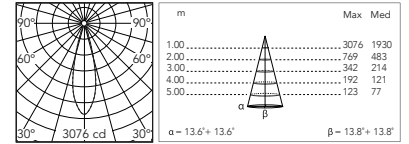
Non Dimmable

- F02653CA001
- F02653CA006
- F02653CA012
- F02653CA018
- F02653CA030
- F02653CA033
- 1-10V
- F02653CB001
- F02653CB006
- F02653CB012
- F02653CB018
- F02653CB030
- F02653CB033
- Dali
- F02653CD001
- F02653CD006
- F02653CD012
- F02653CD018
- F02653CD030
- F02653CD033

4000K

Non Dimmable

- F02654CA001
- F02654CA006
- F02654CA012
- F02654CA018
- F02654CA030
- F02654CA033
- 1-10V
- F02654CB001
- F02654CB006
- F02654CB012
- F02654CB018
- F02654CB030
- F02654CB033
- Dali
- F02654CD001
- F02654CD006
- F02654CD012
- F02654CD018
- F02654CD030
- F02654CD033



@ 3000K

Optic Flood 33°

Power Led: 10,5W - 920 lm ≠ FIXT 695 lm - 2700K/CRI 80 - 220-240V / 10,5W - 966 lm ≠ FIXT 721 lm - 3000K/CRI 80 - 220-240V / 10,5W - 1012 lm ≠ FIXT 746 lm - 4000K/CRI 80 - 220-240V

2700K

Non Dimmable

- F02652DA001
- F02652DA006
- F02652DA012
- F02652DA018
- F02652DA030
- F02652DA033
- 1-10V
- F02652DB001
- F02652DB006
- F02652DB012
- F02652DB018
- F02652DB030
- F02652DB033
- Dali
- F02652DD001
- F02652DD006
- F02652DD012
- F02652DD018
- F02652DD030
- F02652DD033

3000K

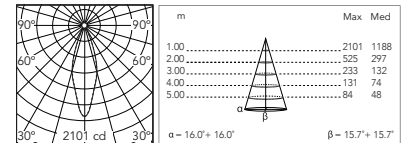
Non Dimmable

- F02653DA001
- F02653DA006
- F02653DA012
- F02653DA018
- F02653DA030
- F02653DA033
- 1-10V
- F02653DB001
- F02653DB006
- F02653DB012
- F02653DB018
- F02653DB030
- F02653DB033
- Dali
- F02653DD001
- F02653DD006
- F02653DD012
- F02653DD018
- F02653DD030
- F02653DD033

4000K

Non Dimmable

- F02654DA001
- F02654DA006
- F02654DA012
- F02654DA018
- F02654DA030
- F02654DA033
- 1-10V
- F02654DB001
- F02654DB006
- F02654DB012
- F02654DB018
- F02654DB030
- F02654DB033
- Dali
- F02654DD001
- F02654DD006
- F02654DD012
- F02654DD018
- F02654DD030
- F02654DD033



@ 3000K

Optic Wide Flood 51°

Power Led: 10,5W - 920 lm ≠ FIXT 711 lm - 2700K/CRI 80 - 220-240V / 10,5W - 966 lm ≠ FIXT 741 lm - 3000K/CRI 80 - 220-240V / 10,5W - 1012 lm ≠ FIXT 778 lm - 4000K/CRI 80 - 220-240V

2700K

Non Dimmable

- F02652EA001
- F02652EA006
- F02652EA012
- F02652EA018
- F02652EA030
- F02652EA033
- 1-10V
- F02652EB001
- F02652EB006
- F02652EB012
- F02652EB018
- F02652EB030
- F02652EB033
- Dali
- F02652ED001
- F02652ED006
- F02652ED012
- F02652ED018
- F02652ED030
- F02652ED033

3000K

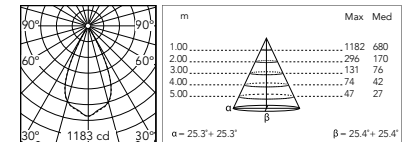
Non Dimmable

- F02653EA001
- F02653EA006
- F02653EA012
- F02653EA018
- F02653EA030
- F02653EA033
- 1-10V
- F02653EB001
- F02653EB006
- F02653EB012
- F02653EB018
- F02653EB030
- F02653EB033
- Dali
- F02653ED001
- F02653ED006
- F02653ED012
- F02653ED018
- F02653ED030
- F02653ED033

4000K

Non Dimmable

- F02654EA001
- F02654EA006
- F02654EA012
- F02654EA018
- F02654EA030
- F02654EA033
- 1-10V
- F02654EB001
- F02654EB006
- F02654EB012
- F02654EB018
- F02654EB030
- F02654EB033
- Dali
- F02654ED001
- F02654ED006
- F02654ED012
- F02654ED018
- F02654ED030
- F02654ED033



@ 3000K

Spine T 2 Pro

Optic Elliptical 1 9,5° x 48°

Power Led: 10,5W - 920 lm ≠ FIXT 717 lm - 2700K/CRI 80 - 220-240V / 10,5W - 966 lm ≠ FIXT 744 lm - 3000K/CRI 80 - 220-240V / 10,5W - 1012 lm ≠ FIXT 770 lm - 4000K/CRI 80 - 220-240V

2700K

Non Dimmable

- F02652FA001
- F02652FA006
- F02652FA012
- F02652FA018
- F02652FA030
- F02652FA033
- 1-10V
- F02652FB001
- F02652FB006
- F02652FB012
- F02652FB018
- F02652FB030
- F02652FB033
- Dali
- F02652FD001
- F02652FD006
- F02652FD012
- F02652FD018
- F02652FD030
- F02652FD033

3000K

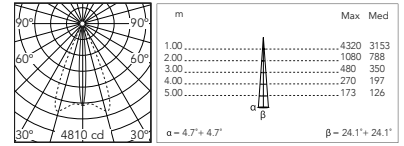
Non Dimmable

- F02653FA001
- F02653FA006
- F02653FA012
- F02653FA018
- F02653FA030
- F02653FA033
- 1-10V
- F02653FB001
- F02653FB006
- F02653FB012
- F02653FB018
- F02653FB030
- F02653FB033
- Dali
- F02653FD001
- F02653FD006
- F02653FD012
- F02653FD018
- F02653FD030
- F02653FD033

4000K

Non Dimmable

- F02654FA001
- F02654FA006
- F02654FA012
- F02654FA018
- F02654FA030
- F02654FA033
- 1-10V
- F02654FB001
- F02654FB006
- F02654FB012
- F02654FB018
- F02654FB030
- F02654FB033
- Dali
- F02654FD001
- F02654FD006
- F02654FD012
- F02654FD018
- F02654FD030
- F02654FD033



@ 3000K

Optic Elliptical 2 24° x 50°

Power Led: 10,5W - 920 lm ≠ FIXT 699 lm - 2700K/CRI 80 - 220-240V / 10,5W - 966 lm ≠ FIXT 725 lm - 3000K/CRI 80 - 220-240V / 10,5W - 1012 lm ≠ FIXT 750 lm - 4000K/CRI 80 - 220-240V

2700K

Non Dimmable

- F02652GA001
- F02652GA006
- F02652GA012
- F02652GA018
- F02652GA030
- F02652GA033
- 1-10V
- F02652GB001
- F02652GB006
- F02652GB012
- F02652GB018
- F02652GB030
- F02652GB033
- Dali
- F02652GD001
- F02652GD006
- F02652GD012
- F02652GD018
- F02652GD030
- F02652GD033

3000K

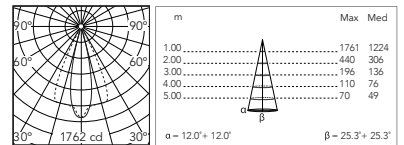
Non Dimmable

- F02653GA001
- F02653GA006
- F02653GA012
- F02653GA018
- F02653GA030
- F02653GA033
- 1-10V
- F02653GB001
- F02653GB006
- F02653GB012
- F02653GB018
- F02653GB030
- F02653GB033
- Dali
- F02653GD001
- F02653GD006
- F02653GD012
- F02653GD018
- F02653GD030
- F02653GD033

4000K

Non Dimmable

- F02654GA001
- F02654GA006
- F02654GA012
- F02654GA018
- F02654GA030
- F02654GA033
- 1-10V
- F02654GB001
- F02654GB006
- F02654GB012
- F02654GB018
- F02654GB030
- F02654GB033
- Dali
- F02654GD001
- F02654GD006
- F02654GD012
- F02654GD018
- F02654GD030
- F02654GD033



@ 3000K

Optic Wall Washer

Power Led: 10,5W - 920 lm ≠ FIXT 673 lm - 2700K/CRI 80 - 220-240V / 10,5W - 966 lm ≠ FIXT 698 lm - 3000K/CRI 80 - 220-240V / 10,5W - 1012 lm ≠ FIXT 672 lm - 4000K/CRI 80 - 220-240V

2700K

Non Dimmable

- F02652HA001
- F02652HA006
- F02652HA012
- F02652HA018
- F02652HA030
- F02652HA033
- 1-10V
- F02652HB001
- F02652HB006
- F02652HB012
- F02652HB018
- F02652HB030
- F02652HB033
- Dali
- F02652HD001
- F02652HD006
- F02652HD012
- F02652HD018
- F02652HD030
- F02652HD033

3000K

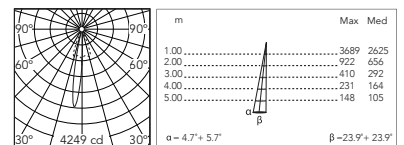
Non Dimmable

- F02653HA001
- F02653HA006
- F02653HA012
- F02653HA018
- F02653HA030
- F02653HA033
- 1-10V
- F02653HB001
- F02653HB006
- F02653HB012
- F02653HB018
- F02653HB030
- F02653HB033
- Dali
- F02653HD001
- F02653HD006
- F02653HD012
- F02653HD018
- F02653HD030
- F02653HD033

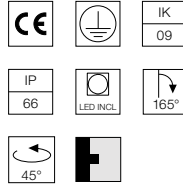
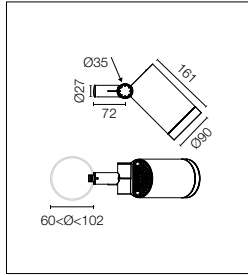
4000K

Non Dimmable

- F02654HA001
- F02654HA006
- F02654HA012
- F02654HA018
- F02654HA030
- F02654HA033
- 1-10V
- F02654HB001
- F02654HB006
- F02654HB012
- F02654HB018
- F02654HB030
- F02654HB033
- Dali
- F02654HD001
- F02654HD006
- F02654HD012
- F02654HD018
- F02654HD030
- F02654HD033



@ 3000K



Sorgente Power LED ad alta efficienza inclusa. Equipaggiato con snoot integrato per un maggiore comfort visivo. Accessori collimatori disponibili per variare le aperture del fascio luminoso. Alimentazione elettrica 220-240V ON/ OFF e dimmerabile 1-10V o DALI integrata. Staffa per il fissaggio a palo integrata, per pali diametro compreso tra 60 e 102 mm, spessore massimo 3 mm. Dotata di spezzone di cavo uscente in neoprene da 5m (10m a richiesta) per connessione elettrica remota; per garantire la tenuta è consigliabile utilizzare cavi flessibili idonei all'impiego in ambienti esterni.

Energy-efficient Power LED source included. Equipped with an integrated snoot for higher visual comfort. Collimators are available as an accessory to modify the beam opening. Integrated electric power supply 220-240V ON/OFF and adjustable 1-10V or DALI. Integrated support for pole fixing, for poles with a diameter between 60 and 120 mm and a maximum thickness of 3 mm. Equipped with a 5m neoprene cable (10m upon request) for remote connection. To guarantee its water tightness, it is recommended to use flexible cables designed for outdoor use.

2200K disponibile su richiesta.

2200K available on request.

Optic Spot 14,5°

Power Led: 17W - 1739 lm ≠ FIXT 1443 lm - 2700K/CRI 80 - 220-240V / 17W - 1803 lm ≠ FIXT 1497 lm - 3000K/CRI 80 - 220-240V / 17W - 1868 lm ≠ FIXT 1548 lm - 4000K/CRI 80 - 220-240V

2700K

Non Dimmable

- F02662BA001
- F02662BA006
- F02662BA012
- F02662BA018
- F02662BA030
- F02662BA033
- 1-10V
- F02662BB001
- F02662BB006
- F02662BB012
- F02662BB018
- F02662BB030
- F02662BB033
- Dali
- F02662BD001
- F02662BD006
- F02662BD012
- F02662BD018
- F02662BD030
- F02662BD033

3000K

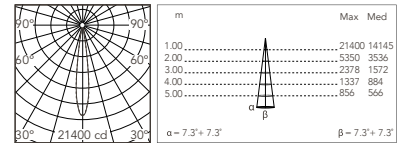
Non Dimmable

- F02663BA001
- F02663BA006
- F02663BA012
- F02663BA018
- F02663BA030
- F02663BA033
- 1-10V
- F02663BB001
- F02663BB006
- F02663BB012
- F02663BB018
- F02663BB030
- F02663BB033
- Dali
- F02663BD001
- F02663BD006
- F02663BD012
- F02663BD018
- F02663BD030
- F02663BD033

4000K

Non Dimmable

- F02664BA001
- F02664BA006
- F02664BA012
- F02664BA018
- F02664BA030
- F02664BA033
- 1-10V
- F02664BB001
- F02664BB006
- F02664BB012
- F02664BB018
- F02664BB030
- F02664BB033
- Dali
- F02664BD001
- F02664BD006
- F02664BD012
- F02664BD018
- F02664BD030
- F02664BD033



@ 3000K

Optic Medium Flood 26°

Power Led: 17W - 1739 lm ≠ FIXT 1336 lm - 2700K/CRI 80 - 220-240V / 17W - 1803 lm ≠ FIXT 1386 lm - 3000K/CRI 80 - 220-240V / 17W - 1868 lm ≠ FIXT 1434 lm - 4000K/CRI 80 - 220-240V

2700K

Non Dimmable

- F02662CA001
- F02662CA006
- F02662CA012
- F02662CA018
- F02662CA030
- F02662CA033
- 1-10V
- F02662CB001
- F02662CB006
- F02662CB012
- F02662CB018
- F02662CB030
- F02662CB033
- Dali
- F02662CD001
- F02662CD006
- F02662CD012
- F02662CD018
- F02662CD030
- F02662CD033

3000K

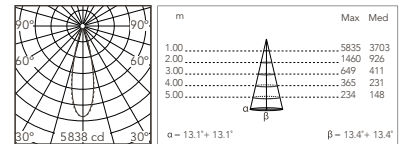
Non Dimmable

- F02663CA001
- F02663CA006
- F02663CA012
- F02663CA018
- F02663CA030
- F02663CA033
- 1-10V
- F02663CB001
- F02663CB006
- F02663CB012
- F02663CB018
- F02663CB030
- F02663CB033
- Dali
- F02663CD001
- F02663CD006
- F02663CD012
- F02663CD018
- F02663CD030
- F02663CD033

4000K

Non Dimmable

- F02664CA001
- F02664CA006
- F02664CA012
- F02664CA018
- F02664CA030
- F02664CA033
- 1-10V
- F02664CB001
- F02664CB006
- F02664CB012
- F02664CB018
- F02664CB030
- F02664CB033
- Dali
- F02664CD001
- F02664CD006
- F02664CD012
- F02664CD018
- F02664CD030
- F02664CD033



@ 3000K

Spine T 2 Pro Hp

Optic Flood 36°

Power Led: 17W - 1739 lm ≠ FIXT 1302 lm - 2700K/CRI 80 - 220-240V / 17W - 1803 lm ≠ FIXT 1351 lm - 3000K/CRI 80 - 220-240V / 17W - 1868 lm ≠ FIXT 1397 lm - 4000K/CRI 80 - 220-240V

2700K

Non Dimmable

- F02662DA001
- F02662DA006
- F02662DA012
- F02662DA018
- F02662DA030
- F02662DA033
- 1-10V
- F02662DB001
- F02662DB006
- F02662DB012
- F02662DB018
- F02662DB030
- F02662DB033
- Dali
- F02662DD001
- F02662DD006
- F02662DD012
- F02662DD018
- F02662DD030
- F02662DD033

3000K

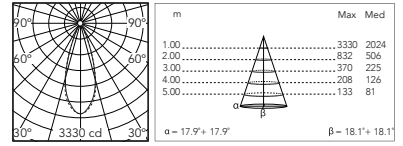
Non Dimmable

- F02663DA001
- F02663DA006
- F02663DA012
- F02663DA018
- F02663DA030
- F02663DA033
- 1-10V
- F02663DB001
- F02663DB006
- F02663DB012
- F02663DB018
- F02663DB030
- F02663DB033
- Dali
- F02663DD001
- F02663DD006
- F02663DD012
- F02663DD018
- F02663DD030
- F02663DD033

4000K

Non Dimmable

- F02664DA001
- F02664DA006
- F02664DA012
- F02664DA018
- F02664DA030
- F02664DA033
- 1-10V
- F02664DB001
- F02664DB006
- F02664DB012
- F02664DB018
- F02664DB030
- F02664DB033
- Dali
- F02664DD001
- F02664DD006
- F02664DD012
- F02664DD018
- F02664DD030
- F02664DD033



@ 3000K

Optic Wide Flood 52°

Power Led: 17W - 1739 lm ≠ FIXT 1303 lm - 2700K/CRI 80 - 220-240V / 17W - 1803 lm ≠ FIXT 1357 lm - 3000K/CRI 80 - 220-240V / 17W - 1868 lm ≠ FIXT 1411 lm - 4000K/CRI 80 - 220-240V

2700K

Non Dimmable

- F02662EA001
- F02662EA006
- F02662EA012
- F02662EA018
- F02662EA030
- F02662EA033
- 1-10V
- F02662EB001
- F02662EB006
- F02662EB012
- F02662EB018
- F02662EB030
- F02662EB033
- Dali
- F02662ED001
- F02662ED006
- F02662ED012
- F02662ED018
- F02662ED030
- F02662ED033

3000K

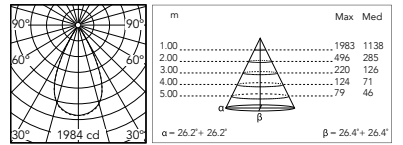
Non Dimmable

- F02663EA001
- F02663EA006
- F02663EA012
- F02663EA018
- F02663EA030
- F02663EA033
- 1-10V
- F02663EB001
- F02663EB006
- F02663EB012
- F02663EB018
- F02663EB030
- F02663EB033
- Dali
- F02663ED001
- F02663ED006
- F02663ED012
- F02663ED018
- F02663ED030
- F02663ED033

4000K

Non Dimmable

- F02664EA001
- F02664EA006
- F02664EA012
- F02664EA018
- F02664EA030
- F02664EA033
- 1-10V
- F02664EB001
- F02664EB006
- F02664EB012
- F02664EB018
- F02664EB030
- F02664EB033
- Dali
- F02664ED001
- F02664ED006
- F02664ED012
- F02664ED018
- F02664ED030
- F02664ED033



@ 3000K

Optic Elliptical 1 14° x 50°

Power Led: 17W - 1739 lm ≠ FIXT 1315 lm - 2700K/CRI 80 - 220-240V / 17W - 1803 lm ≠ FIXT 1364 lm - 3000K/CRI 80 - 220-240V / 17W - 1868 lm ≠ FIXT 1410 lm - 4000K/CRI 80 - 220-240V

2700K

Non Dimmable

- F02662FA001
- F02662FA006
- F02662FA012
- F02662FA018
- F02662FA030
- F02662FA033
- 1-10V
- F02662FB001
- F02662FB006
- F02662FB012
- F02662FB018
- F02662FB030
- F02662FB033
- Dali
- F02662FD001
- F02662FD006
- F02662FD012
- F02662FD018
- F02662FD030
- F02662FD033

3000K

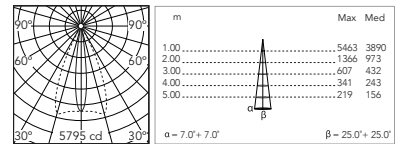
Non Dimmable

- F02663FA001
- F02663FA006
- F02663FA012
- F02663FA018
- F02663FA030
- F02663FA033
- 1-10V
- F02663FB001
- F02663FB006
- F02663FB012
- F02663FB018
- F02663FB030
- F02663FB033
- Dali
- F02663FD001
- F02663FD006
- F02663FD012
- F02663FD018
- F02663FD030
- F02663FD033

4000K

Non Dimmable

- F02664FA001
- F02664FA006
- F02664FA012
- F02664FA018
- F02664FA030
- F02664FA033
- 1-10V
- F02664FB001
- F02664FB006
- F02664FB012
- F02664FB018
- F02664FB030
- F02664FB033
- Dali
- F02664FD001
- F02664FD006
- F02664FD012
- F02664FD018
- F02664FD030
- F02664FD033



@ 3000K

Spine T 2 Pro Hp

Optic Elliptical 2 25° x 52°

Power Led: 17W - 1739 lm ≠ FIXT 1298 lm - 2700K/CRI 80 - 220-240V / 17W - 1803 lm ≠ FIXT 1351 lm - 3000K/CRI 80 - 220-240V / 17W - 1868 lm ≠ FIXT 1393 lm - 4000K/CRI 80 - 220-240V

2700K

Non Dimmable

- F02662GA001
- F02662GA006
- F02662GA012
- F02662GA018
- F02662GA030
- F02662GA033

1-10V

- F02662GB001
- F02662GB006
- F02662GB012
- F02662GB018
- F02662GB030
- F02662GB033

Dali

- F02662GD001
- F02662GD006
- F02662GD012
- F02662GD018
- F02662GD030
- F02662GD033

3000K

Non Dimmable

- F02663GA001
- F02663GA006
- F02663GA012
- F02663GA018
- F02663GA030
- F02663GA033

1-10V

- F02663GB001
- F02663GB006
- F02663GB012
- F02663GB018
- F02663GB030
- F02663GB033

Dali

- F02663GD001
- F02663GD006
- F02663GD012
- F02663GD018
- F02663GD030
- F02663GD033

4000K

Non Dimmable

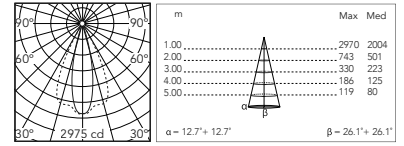
- F02664GA001
- F02664GA006
- F02664GA012
- F02664GA018
- F02664GA030
- F02664GA033

1-10V

- F02664GB001
- F02664GB006
- F02664GB012
- F02664GB018
- F02664GB030
- F02664GB033

Dali

- F02664GD001
- F02664GD006
- F02664GD012
- F02664GD018
- F02664GD030
- F02664GD033



Optic Wall Washer

Power Led: 17W - 1739 lm ≠ FIXT 1277 lm - 2700K/CRI 80 - 220-240V / 17W - 1803 lm ≠ FIXT 1325 lm - 3000K/CRI 80 - 220-240V / 17W - 1868 lm ≠ FIXT 1370 lm - 4000K/CRI 80 - 220-240V

2700K

Non Dimmable

- F02662HA001
- F02662HA006
- F02662HA012
- F02662HA018
- F02662HA030
- F02662HA033

1-10V

- F02662HB001
- F02662HB006
- F02662HB012
- F02662HB018
- F02662HB030
- F02662HB033

Dali

- F02662HD001
- F02662HD006
- F02662HD012
- F02662HD018
- F02662HD030
- F02662HD033

3000K

Non Dimmable

- F02663HA001
- F02663HA006
- F02663HA012
- F02663HA018
- F02663HA030
- F02663HA033

1-10V

- F02663HB001
- F02663HB006
- F02663HB012
- F02663HB018
- F02663HB030
- F02663HB033

Dali

- F02663HD001
- F02663HD006
- F02663HD012
- F02663HD018
- F02663HD030
- F02663HD033

4000K

Non Dimmable

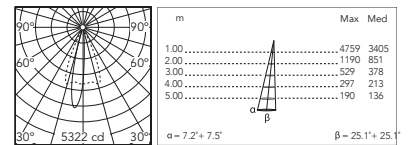
- F02664HA001
- F02664HA006
- F02664HA012
- F02664HA018
- F02664HA030
- F02664HA033

1-10V


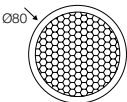

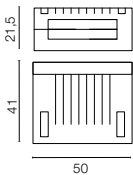

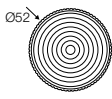

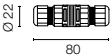

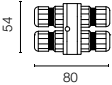

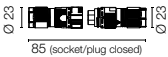

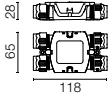
- F02664HB001
- F02664HB006
- F02664HB012
- F02664HB018
- F02664HB030
- F02664HB033

Dali

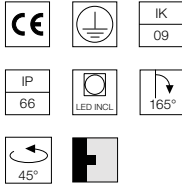
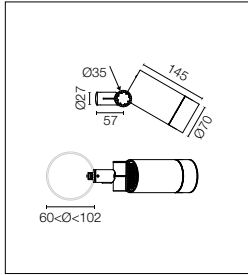
- F02664HD001
- F02664HD006
- F02664HD012
- F02664HD018
- F02664HD030
- F02664HD033



Spine T 2 Pro: Accessori / Accessories

Honeycomb	Honeycomb Louvre	F026Z060000		
Gelbox IPX8 per connessione elettrica.	Gelbox IPX8 for splicing connectors.	F990C110000		
Lenti converter / Converter lenses:				
- Converter Spine 2 Optic Medium Flood		F029Z020000		
- Converter Spine 2 Optic Flood		F029Z021000		
- Converter Spine 2 Optic Wide Flood		F029Z022000		
- Converter Spine 2 Optic Elliptic 1		F029Z023000		
- Converter Spine 2 Optic Elliptic 2		F029Z024000		
- Converter Spine 2 Optic Wall Washer		F029Z025000		
Sistema di giunzione IP68 H2O Stop anti-condensa a 2 vie 4 poli.	2 way terminal block 4 poles IP68 H2O Stop.	F990C00A000		
Sistema di giunzione IP68 H2O Stop anti-condensa a 3/4 vie 4 poli. (Ø5,5÷12mm cavo).	3/4 way terminal block 4 poles IP68 H2O Stop. (ø5,5÷12mm cable).	F990C010000		
Kit connettore 5 poli presa volante + spina EU IP68.	Connector kit 5-pole flying socket + EU plug IP68.	F990C080000		
Scatola di derivazione 5 poli 4 vie IP68 (cavi 6-14 mm).	4 way junction box 5 poles IP68 (6-14 mm cables).	F990C030000		





Sorgente Power LED inclusa. Equipaggiato con snoot integrato per un maggiore comfort visivo; accessorio visor a taglio asimmetrico disponibile. Accessori collimatori disponibili per variare le aperture del fascio luminoso. Alimentazione elettrica 220-240V ON/OFF integrata. Staffa per il fissaggio a palo integrata, per pali diametro compreso tra 60 e 102 mm, spessore massimo 3 mm. Dotata di spezzone di cavo uscente in neoprene da 5m (10m a richiesta) per connessione elettrica remota; per garantire la tenuta è consigliabile utilizzare cavi flessibili idonei all'impiego in ambienti esterni. Versione dimmerabile 1-10V o DALI con alimentatore remoto 24Vdc a richiesta.

Power LED source included. Equipped with an integrated snoot for higher visual comfort: the asymmetrical cut visor is available as an accessory. Collimators are available as an accessory to modify the beam opening. Integrated electric power supply 220-240V ON/OFF. Integrated support for pole fixing, for poles with a diameter between 60 and 120 mm and a maximum thickness of 3 mm. Equipped with a 5m neoprene cable (10m upon request) for remote connection. To guarantee its water tightness, it is recommended to use flexible cables designed for outdoor use. Upon request: 1-10V or DALI dimmable version with 24Vdc remote power supply.

2200K disponibile su richiesta.

2200K available on request.

Optic Narrow Spot 7°

Power Led: 3,5W - 168 lm ≠ FIXT 143 lm - 2700K/CRI 80 - 220-240V / 3,5W - 174 lm ≠ FIXT 149 lm - 3000K/CRI 80 - 220-240V / 3,5W - 180 lm ≠ FIXT 154 lm - 4000K/CRI 80 - 220-240V

2700K

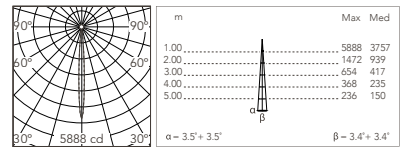
- Non Dimmable
- F02512AA001
- F02512AA006
- F02512AA012
- F02512AA018
- F02512AA030
- F02512AA033

3000K

- Non Dimmable
- F02513AA001
- F02513AA006
- F02513AA012
- F02513AA018
- F02513AA030
- F02513AA033

4000K

- Non Dimmable
- F02514AA001
- F02514AA006
- F02514AA012
- F02514AA018
- F02514AA030
- F02514AA033



@ 3000K

Optic Spot 14°

Power Led: 7,9W - 671 lm ≠ FIXT 550 lm - 2700K/CRI 80 - 220-240V / 7,9W - 696 lm ≠ FIXT 571 lm - 3000K/CRI 80 - 220-240V / 7,9W - 720 lm ≠ FIXT 591 lm - 4000K/CRI 80 - 220-240V

2700K

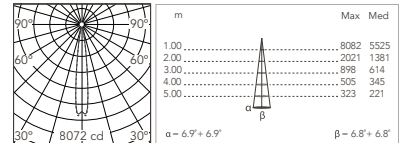
- Non Dimmable
- F02512BA001
- F02512BA006
- F02512BA012
- F02512BA018
- F02512BA030
- F02512BA033

3000K

- Non Dimmable
- F02513BA001
- F02513BA006
- F02513BA012
- F02513BA018
- F02513BA030
- F02513BA033

4000K

- Non Dimmable
- F02514BA001
- F02514BA006
- F02514BA012
- F02514BA018
- F02514BA030
- F02514BA033



@ 3000K

Optic Medium Flood 24,5°

Power Led: 7,9W - 671 lm ≠ FIXT 499 lm - 2700K/CRI 80 - 220-240V / 7,9W - 696 lm ≠ FIXT 518 lm - 3000K/CRI 80 - 220-240V / 7,9W - 720 lm ≠ FIXT 536 lm - 4000K/CRI 80 - 220-240V

2700K

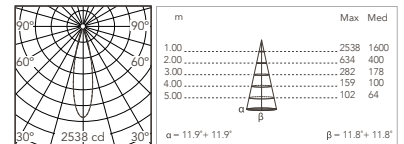
- Non Dimmable
- F02512CA001
- F02512CA006
- F02512CA012
- F02512CA018
- F02512CA030
- F02512CA033

3000K

- Non Dimmable
- F02513CA001
- F02513CA006
- F02513CA012
- F02513CA018
- F02513CA030
- F02513CA033

4000K

- Non Dimmable
- F02514CA001
- F02514CA006
- F02514CA012
- F02514CA018
- F02514CA030
- F02514CA033



@ 3000K

Optic Flood 32°

Power Led: 7,9W - 671 lm ≠ FIXT 482 lm - 2700K/CRI 80 - 220-240V / 7,9W - 696 lm ≠ FIXT 500 lm - 3000K/CRI 80 - 220-240V / 7,9W - 720 lm ≠ FIXT 518 lm - 4000K/CRI 80 - 220-240V

2700K

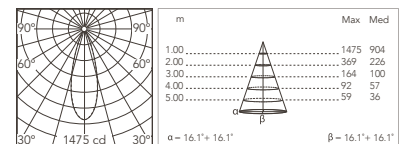
- Non Dimmable
- F02512DA001
- F02512DA006
- F02512DA012
- F02512DA018
- F02512DA030
- F02512DA033

3000K

- Non Dimmable
- F02513DA001
- F02513DA006
- F02513DA012
- F02513DA018
- F02513DA030
- F02513DA033

4000K

- Non Dimmable
- F02514DA001
- F02514DA006
- F02514DA012
- F02514DA018
- F02514DA030
- F02514DA033



@ 3000K

Spine T 1 Ultra

Optic Wide Flood 49°

Power Led: 7,9W - 671 lm ≠ FIXT 480 lm - 2700K/CRI 80 - 220-240V / 7,9W - 696 lm ≠ FIXT 490 lm - 3000K/CRI 80 - 220-240V / 7,9W - 720 lm ≠ FIXT 505 lm - 4000K/CRI 80 - 220-240V

2700K

Non Dimmable

- F02512EA001
- F02512EA006
- F02512EA012
- F02512EA018
- F02512EA030
- F02512EA033

3000K

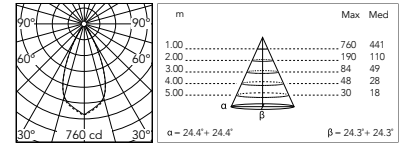
Non Dimmable

- F02513EA001
- F02513EA006
- F02513EA012
- F02513EA018
- F02513EA030
- F02513EA033

4000K

Non Dimmable

- F02514EA001
- F02514EA006
- F02514EA012
- F02514EA018
- F02514EA030
- F02514EA033



@ 3000K

Optic Elliptical 1 13,5° x 50°

Power Led: 7,9W - 671 lm ≠ FIXT 500 lm - 2700K/CRI 80 - 220-240V / 7,9W - 696 lm ≠ FIXT 519 lm - 3000K/CRI 80 - 220-240V / 7,9W - 720 lm ≠ FIXT 537 lm - 4000K/CRI 80 - 220-240V

2700K

Non Dimmable

- F02512FA001
- F02512FA006
- F02512FA012
- F02512FA018
- F02512FA030
- F02512FA033

3000K

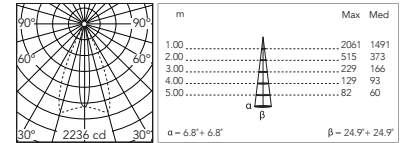
Non Dimmable

- F02513FA001
- F02513FA006
- F02513FA012
- F02513FA018
- F02513FA030
- F02513FA033

4000K

Non Dimmable

- F02514FA001
- F02514FA006
- F02514FA012
- F02514FA018
- F02514FA030
- F02514FA033



@ 3000K

Optic Elliptical 2 26° x 51°

Power Led: 7,9W - 671 lm ≠ FIXT 487 lm - 2700K/CRI 80 - 220-240V / 7,9W - 696 lm ≠ FIXT 505 lm - 3000K/CRI 80 - 220-240V / 7,9W - 720 lm ≠ FIXT 523 lm - 4000K/CRI 80 - 220-240V

2700K

Non Dimmable

- F02512GA001
- F02512GA006
- F02512GA012
- F02512GA018
- F02512GA030
- F02512GA033

3000K

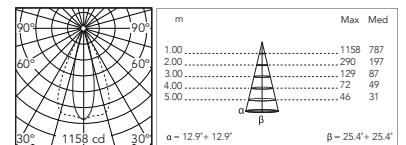
Non Dimmable

- F02513GA001
- F02513GA006
- F02513GA012
- F02513GA018
- F02513GA030
- F02513GA033

4000K

Non Dimmable

- F02514GA001
- F02514GA006
- F02514GA012
- F02514GA018
- F02514GA030
- F02514GA033



@ 3000K

Optic Wall Washer

Power Led: 7,9W - 671 lm ≠ FIXT 471 lm - 2700K/CRI 80 - 220-240V / 7,9W - 696 lm ≠ FIXT 489 lm - 3000K/CRI 80 - 220-240V / 7,9W - 720 lm ≠ FIXT 506 lm - 4000K/CRI 80 - 220-240V

2700K

Non Dimmable

- F02512HA001
- F02512HA006
- F02512HA012
- F02512HA018
- F02512HA030
- F02512HA033

3000K

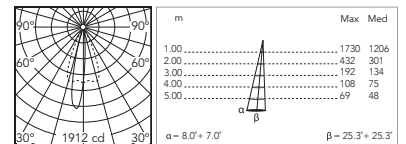
Non Dimmable

- F02513HA001
- F02513HA006
- F02513HA012
- F02513HA018
- F02513HA030
- F02513HA033

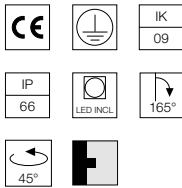
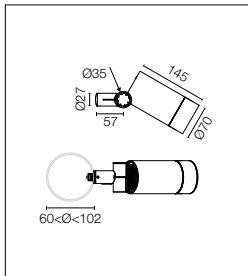
4000K

Non Dimmable

- F02514HA001
- F02514HA006
- F02514HA012
- F02514HA018
- F02514HA030
- F02514HA033



@ 3000K



Sorgente Power LED ad alta efficienza inclusa. Equipaggiato con snoot integrato per un maggiore comfort visivo; accessorio visor a taglio asimmetrico disponibile. Accessori collimatori disponibili per variare le aperture del fascio luminoso. Alimentazione elettrica 220-240V ON/OFF integrata. Staffa per il fissaggio a palo integrata, per pali diametro compreso tra 60 e 102 mm, spessore massimo 3 mm. Dotata di spezzone di cavo uscente in neoprene da 5m (10m a richiesta) per connessione elettrica remota; per garantire la tenuta è consigliabile utilizzare cavi flessibili idonei all'impiego in ambienti esterni. Versione dimmerabile 1-10V o DALI con alimentatore remoto 24Vdc a richiesta.

Energy-efficient Power LED source included. Equipped with an integrated snoot for higher visual comfort; the asymmetrical cut visor is available as an accessory. Collimators are available as an accessory to modify the beam opening. Integrated electric power supply 220-240V ON/OFF. Integrated support for pole fixing, for poles with a diameter between 60 and 120 mm and a maximum thickness of 3 mm. Equipped with a 5m neoprene cable (10m upon request) for remote connection. To guarantee its water tightness, it is recommended to use flexible cables designed for outdoor use. Upon request: 1-10V or DALI remote power supply.

Optic Spot 12°

Power Led: 10,5W - 920 lm ≠ FIXT 680 lm - 2700K/CRI 80 - 220-240V / 10,5W - 966 lm ≠ FIXT 706 lm - 3000K/CRI 80 - 220-240V / 10,5W - 1012 lm ≠ FIXT 730 lm - 4000K/CRI 80 - 220-240V

2700K

Non Dimmable

- F02522BA001
- F02522BA006
- F02522BA012
- F02522BA018
- F02522BA030
- F02522BA033

3000K

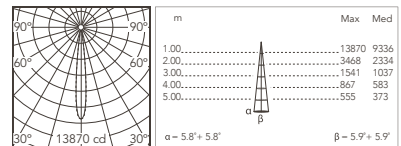
Non Dimmable

- F02523BA001
- F02523BA006
- F02523BA012
- F02523BA018
- F02523BA030
- F02523BA033

4000K

Non Dimmable

- F02524BA001
- F02524BA006
- F02524BA012
- F02524BA018
- F02524BA030
- F02524BA033



@ 3000K

Optic Medium Flood 26,5°

Power Led: 10,5W - 920 lm ≠ FIXT 594 lm - 2700K/CRI 80 - 220-240V / 10,5W - 966 lm ≠ FIXT 630 lm - 3000K/CRI 80 - 220-240V / 10,5W - 1012 lm ≠ FIXT 654 lm - 4000K/CRI 80 - 220-240V

2700K

Non Dimmable

- F02522CA001
- F02522CA006
- F02522CA012
- F02522CA018
- F02522CA030
- F02522CA033

3000K

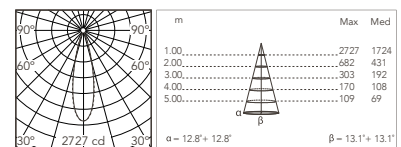
Non Dimmable

- F02523CA001
- F02523CA006
- F02523CA012
- F02523CA018
- F02523CA030
- F02523CA033

4000K

Non Dimmable

- F02524CA001
- F02524CA006
- F02524CA012
- F02524CA018
- F02524CA030
- F02524CA033



@ 3000K

Optic Flood 33,5°

Power Led: 10,5W - 920 lm ≠ FIXT 592 lm - 2700K/CRI 80 - 220-240V / 10,5W - 966 lm ≠ FIXT 627 lm - 3000K/CRI 80 - 220-240V / 10,5W - 1012 lm ≠ FIXT 651 lm - 4000K/CRI 80 - 220-240V

2700K

Non Dimmable

- F02522DA001
- F02522DA006
- F02522DA012
- F02522DA018
- F02522DA030
- F02522DA033

3000K

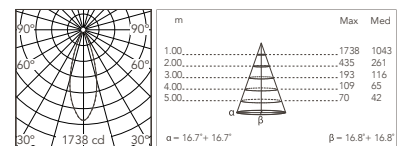
Non Dimmable

- F02523DA001
- F02523DA006
- F02523DA012
- F02523DA018
- F02523DA030
- F02523DA033

4000K

Non Dimmable

- F02524DA001
- F02524DA006
- F02524DA012
- F02524DA018
- F02524DA030
- F02524DA033



@ 3000K

Optic Wide Flood 50°

Power Led: 10,5W - 920 lm ≠ FIXT 591 lm - 2700K/CRI 80 - 220-240V / 10,5W - 966 lm ≠ FIXT 619 lm - 3000K/CRI 80 - 220-240V / 10,5W - 1012 lm ≠ FIXT 650 lm - 4000K/CRI 80 - 220-240V

2700K

Non Dimmable

- F02522EA001
- F02522EA006
- F02522EA012
- F02522EA018
- F02522EA030
- F02522EA033

3000K

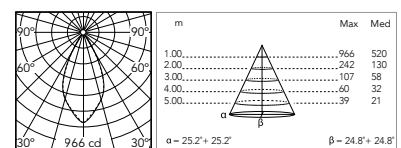
Non Dimmable

- F02523EA001
- F02523EA006
- F02523EA012
- F02523EA018
- F02523EA030
- F02523EA033

4000K

Non Dimmable

- F02524EA001
- F02524EA006
- F02524EA012
- F02524EA018
- F02524EA030
- F02524EA033



@ 3000K

Spine T 1 Ultra Hp

Optic Elliptical 1 11,5° x 49°

Power Led: 10,5W - 920 lm ≠ FIXT 603 lm - 2700K/CRI 80 - 220-240V / 10,5W - 966 lm ≠ FIXT 639 lm - 3000K/CRI 80 - 220-240V / 10,5W - 1012 lm ≠ FIXT 663 lm - 4000K/CRI 80 - 220-240V

2700K

Non Dimmable

- F02522FA001
- F02522FA006
- F02522FA012
- F02522FA018
- F02522FA030
- F02522FA033

3000K

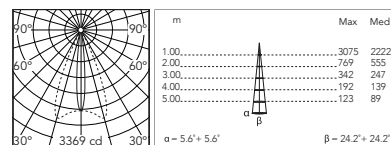
Non Dimmable

- F02523FA001
- F02523FA006
- F02523FA012
- F02523FA018
- F02523FA030
- F02523FA033

4000K

Non Dimmable

- F02524FA001
- F02524FA006
- F02524FA012
- F02524FA018
- F02524FA030
- F02524FA033



@ 3000K

Optic Elliptical 2 25,5° x 50°

Power Led: 10,5W - 920 lm ≠ FIXT 601 lm - 2700K/CRI 80 - 220-240V / 10,5W - 966 lm ≠ FIXT 624 lm - 3000K/CRI 80 - 220-240V / 10,5W - 1012 lm ≠ FIXT 645 lm - 4000K/CRI 80 - 220-240V

2700K

Non Dimmable

- F02522GA001
- F02522GA006
- F02522GA012
- F02522GA018
- F02522GA030
- F02522GA033

3000K

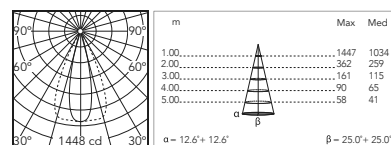
Non Dimmable

- F02523GA001
- F02523GA006
- F02523GA012
- F02523GA018
- F02523GA030
- F02523GA033

4000K

Non Dimmable

- F02524GA001
- F02524GA006
- F02524GA012
- F02524GA018
- F02524GA030
- F02524GA033



@ 3000K

Optic Wall Washer

Power Led: 10,5W - 920 lm ≠ FIXT 574 lm - 2700K/CRI 80 - 220-240V / 10,5W - 966 lm ≠ FIXT 609 lm - 3000K/CRI 80 - 220-240V / 10,5W - 1012 lm ≠ FIXT 631 lm - 4000K/CRI 80 - 220-240V

2700K

Non Dimmable

- F02522HA001
- F02522HA006
- F02522HA012
- F02522HA018
- F02522HA030
- F02522HA033

3000K

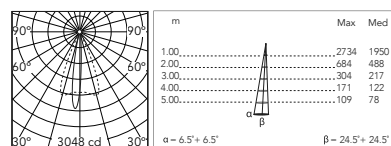
Non Dimmable

- F02523HA001
- F02523HA006
- F02523HA012
- F02523HA018
- F02523HA030
- F02523HA033

4000K

Non Dimmable

- F02524HA001
- F02524HA006
- F02524HA012
- F02524HA018
- F02524HA030
- F02524HA033



@ 3000K

Spine T 1 Ultra: Accessori / Accessories

Visor

Visor

- F025Z050001
- F025Z050006
- F025Z050012
- F025Z050018
- F025Z050030
- F025Z050033



Honeycomb

Honeycomb Louvre

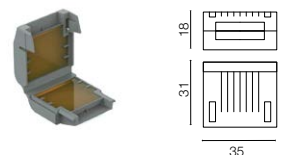
F025Z060000



Gelbox IPX8 per connessione elettrica.

Gelbox IPX8 for splicing connectors.

F990C100000



Lenti converter / Converter lenses:

- Converter Spine 1 Optic Medium Flood
- Converter Spine 1 Optic Flood
- Converter Spine 1 Optic Wide Flood
- Converter Spine 1 Optic Elliptic 1
- Converter Spine 1 Optic Elliptic 2
- Converter Spine 1 Optic Wall Washer

- F029Z010000
- F029Z011000
- F029Z012000
- F029Z013000
- F029Z014000
- F029Z015000



Sistema di giunzione IP68 H2O Stop anti-condensa a 2 vie 4 poli.

2 way terminal block 4 poles IP68 H2O Stop.

F990C00A000



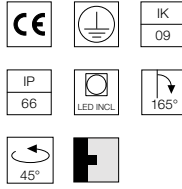
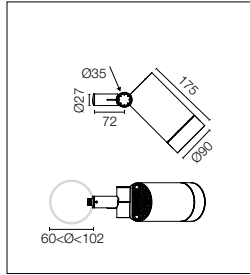
Sistema di giunzione IP68 H2O Stop anti-condensa a 3/4 vie 4 poli. (Ø5,5÷12mm cavo).

3/4 way terminal block 4 poles IP68 H2O Stop. (ø5,5÷12mm cavo).

F990C010000



Spine



Sorgente Power LED. Equipaggiato con snoot integrato per un maggiore comfort visivo; accessorio visor a taglio asimmetrico disponibile. Accessori collimatori disponibili per variare le aperture del fascio luminoso. Alimentazione elettrica 220-240V ON/OFF e dimmerabile 1-10V o DALI integrata. Staffa per il fissaggio a palo integrata, per pali diametro compreso tra 60 e 102 mm, spessore massimo 3 mm. Dotata di spezzone di cavo uscente in neoprene da 5m (10m a richiesta) per connessione elettrica remota; per garantire la tenuta è consigliabile utilizzare cavi flessibili idonei all'impiego in ambienti esterni.

Power LED source included. Equipped with an integrated snoot for higher visual comfort: the asymmetrical cut visor is available as an accessory. Collimators are available as an accessory to modify the beam opening. Integrated electric power supply 220-240V ON/OFF and adjustable 1-10V or DALI. Integrated support for pole fixing, for poles with a diameter between 60 and 102 mm and a maximum thickness of 3 mm. Equipped with a 5m neoprene cable (10m upon request) for remote connection. To guarantee its water tightness, it is recommended to use flexible cables designed for outdoor use.

Optic Narrow Spot
2200K disponibile su richiesta.

Optic Narrow Spot
2200K available on request.

Optic Narrow Spot 6°

Power Led: 4,1W - 248 lm ≠ FIXT 230 lm - 2700K/CRI 80 - 220-240V / 4,1W - 258 lm ≠ FIXT 239 lm - 3000K/CRI 80 - 220-240V / 4,1W - 267 lm ≠ FIXT 247 lm - 4000K/CRI 80 - 220-240V

2700K

Non Dimmable

- F02612AA001
 - F02612AA006
 - F02612AA012
 - F02612AA018
 - F02612AA030
 - F02612AA033
- 1-10V
- F02612AB001
 - F02612AB006
 - F02612AB012
 - F02612AB018
 - F02612AB030
 - F02612AB033
- Dali
- F02612AD001
 - F02612AD006
 - F02612AD012
 - F02612AD018
 - F02612AD030
 - F02612AD033

3000K

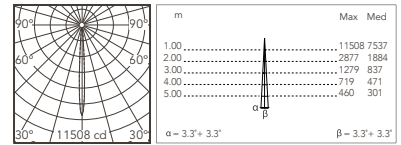
Non Dimmable

- F02613AA001
 - F02613AA006
 - F02613AA012
 - F02613AA018
 - F02613AA030
 - F02613AA033
- 1-10V
- F02613AB001
 - F02613AB006
 - F02613AB012
 - F02613AB018
 - F02613AB030
 - F02613AB033
- Dali
- F02613AD001
 - F02613AD006
 - F02613AD012
 - F02613AD018
 - F02613AD030
 - F02613AD033

4000K

Non Dimmable

- F02614AA001
 - F02614AA006
 - F02614AA012
 - F02614AA018
 - F02614AA030
 - F02614AA033
- 1-10V
- F02614AB001
 - F02614AB006
 - F02614AB012
 - F02614AB018
 - F02614AB030
 - F02614AB033
- Dali
- F02614AD001
 - F02614AD006
 - F02614AD012
 - F02614AD018
 - F02614AD030
 - F02614AD033



@ 3000K

Optic Spot 9,5°

Power Led: 10,5W - 920 lm ≠ FIXT 769 lm - 2700K/CRI 80 - 220-240V / 10,5W - 966 lm ≠ FIXT 808 lm - 3000K/CRI 80 - 220-240V / 10,5W - 1012 lm ≠ FIXT 846 lm - 4000K/CRI 80 - 220-240V

2700K

Non Dimmable

- F02612BA001
 - F02612BA006
 - F02612BA012
 - F02612BA018
 - F02612BA030
 - F02612BA033
- 1-10V
- F02612BB001
 - F02612BB006
 - F02612BB012
 - F02612BB018
 - F02612BB030
 - F02612BB033
- Dali
- F02612BD001
 - F02612BD006
 - F02612BD012
 - F02612BD018
 - F02612BD030
 - F02612BD033

3000K

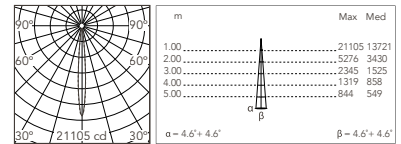
Non Dimmable

- F02613BA001
 - F02613BA006
 - F02613BA012
 - F02613BA018
 - F02613BA030
 - F02613BA033
- 1-10V
- F02613BB001
 - F02613BB006
 - F02613BB012
 - F02613BB018
 - F02613BB030
 - F02613BB033
- Dali
- F02613BD001
 - F02613BD006
 - F02613BD012
 - F02613BD018
 - F02613BD030
 - F02613BD033

4000K

Non Dimmable

- F02614BA001
 - F02614BA006
 - F02614BA012
 - F02614BA018
 - F02614BA030
 - F02614BA033
- 1-10V
- F02614BB001
 - F02614BB006
 - F02614BB012
 - F02614BB018
 - F02614BB030
 - F02614BB033
- Dali
- F02614BD001
 - F02614BD006
 - F02614BD012
 - F02614BD018
 - F02614BD030
 - F02614BD033



@ 3000K

Optic Medium Flood 28°

Power Led: 10,5W - 920 lm ≠ FIXT 715 lm - 2700K/CRI 80 - 220-240V / 10,5W - 966 lm ≠ FIXT 742 lm - 3000K/CRI 80 - 220-240V / 10,5W - 1012 lm ≠ FIXT 767 lm - 4000K/CRI 80 - 220-240V

2700K

Non Dimmable

- F02612CA001
- F02612CA006
- F02612CA012
- F02612CA018
- F02612CA030
- F02612CA033
- 1-10V
- F02612CB001
- F02612CB006
- F02612CB012
- F02612CB018
- F02612CB030
- F02612CB033
- Dali
- F02612CD001
- F02612CD006
- F02612CD012
- F02612CD018
- F02612CD030
- F02612CD033

3000K

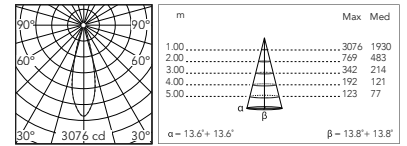
Non Dimmable

- F02613CA001
- F02613CA006
- F02613CA012
- F02613CA018
- F02613CA030
- F02613CA033
- 1-10V
- F02613CB001
- F02613CB006
- F02613CB012
- F02613CB018
- F02613CB030
- F02613CB033
- Dali
- F02613CD001
- F02613CD006
- F02613CD012
- F02613CD018
- F02613CD030
- F02613CD033

4000K

Non Dimmable

- F02614CA001
- F02614CA006
- F02614CA012
- F02614CA018
- F02614CA030
- F02614CA033
- 1-10V
- F02614CB001
- F02614CB006
- F02614CB012
- F02614CB018
- F02614CB030
- F02614CB033
- Dali
- F02614CD001
- F02614CD006
- F02614CD012
- F02614CD018
- F02614CD030
- F02614CD033



@ 3000K

Optic Flood 33°

Power Led: 10,5W - 920 lm ≠ FIXT 695 lm - 2700K/CRI 80 - 220-240V / 10,5W - 966 lm ≠ FIXT 721 lm - 3000K/CRI 80 - 220-240V / 10,5W - 1012 lm ≠ FIXT 746 lm - 4000K/CRI 80 - 220-240V

2700K

Non Dimmable

- F02612DA001
- F02612DA006
- F02612DA012
- F02612DA018
- F02612DA030
- F02612DA033
- 1-10V
- F02612DB001
- F02612DB006
- F02612DB012
- F02612DB018
- F02612DB030
- F02612DB033
- Dali
- F02612DD001
- F02612DD006
- F02612DD012
- F02612DD018
- F02612DD030
- F02612DD033

3000K

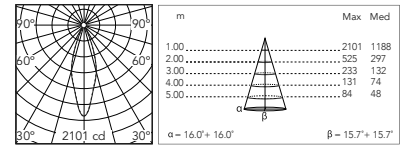
Non Dimmable

- F02613DA001
- F02613DA006
- F02613DA012
- F02613DA018
- F02613DA030
- F02613DA033
- 1-10V
- F02613DB001
- F02613DB006
- F02613DB012
- F02613DB018
- F02613DB030
- F02613DB033
- Dali
- F02613DD001
- F02613DD006
- F02613DD012
- F02613DD018
- F02613DD030
- F02613DD033

4000K

Non Dimmable

- F02614DA001
- F02614DA006
- F02614DA012
- F02614DA018
- F02614DA030
- F02614DA033
- 1-10V
- F02614DB001
- F02614DB006
- F02614DB012
- F02614DB018
- F02614DB030
- F02614DB033
- Dali
- F02614DD001
- F02614DD006
- F02614DD012
- F02614DD018
- F02614DD030
- F02614DD033



@ 3000K

Optic Wide Flood 51°

Power Led: 10,5W - 920 lm ≠ FIXT 711 lm - 2700K/CRI 80 - 220-240V / 10,5W - 966 lm ≠ FIXT 741 lm - 3000K/CRI 80 - 220-240V / 10,5W - 1012 lm ≠ FIXT 778 lm - 4000K/CRI 80 - 220-240V

2700K

Non Dimmable

- F02612EA001
- F02612EA006
- F02612EA012
- F02612EA018
- F02612EA030
- F02612EA033
- 1-10V
- F02612EB001
- F02612EB006
- F02612EB012
- F02612EB018
- F02612EB030
- F02612EB033
- Dali
- F02612ED001
- F02612ED006
- F02612ED012
- F02612ED018
- F02612ED030
- F02612ED033

3000K

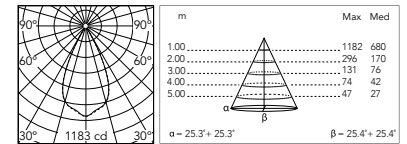
Non Dimmable

- F02613EA001
- F02613EA006
- F02613EA012
- F02613EA018
- F02613EA030
- F02613EA033
- 1-10V
- F02613EB001
- F02613EB006
- F02613EB012
- F02613EB018
- F02613EB030
- F02613EB033
- Dali
- F02613ED001
- F02613ED006
- F02613ED012
- F02613ED018
- F02613ED030
- F02613ED033

4000K

Non Dimmable

- F02614EA001
- F02614EA006
- F02614EA012
- F02614EA018
- F02614EA030
- F02614EA033
- 1-10V
- F02614EB001
- F02614EB006
- F02614EB012
- F02614EB018
- F02614EB030
- F02614EB033
- Dali
- F02614ED001
- F02614ED006
- F02614ED012
- F02614ED018
- F02614ED030
- F02614ED033



@ 3000K

Spine T 2 Ultra

Optic Elliptical 1 9,5° x 48°

Power Led: 10,5W - 920 lm ≠ FIXT 717 lm - 2700K/CRI 80 - 220-240V / 10,5W - 966 lm ≠ FIXT 744 lm - 3000K/CRI 80 - 220-240V / 10,5W - 1012 lm ≠ FIXT 770 lm - 4000K/CRI 80 - 220-240V

2700K

Non Dimmable

- F02612FA001
- F02612FA006
- F02612FA012
- F02612FA018
- F02612FA030
- F02612FA033
- 1-10V
- F02612FB001
- F02612FB006
- F02612FB012
- F02612FB018
- F02612FB030
- F02612FB033
- Dali
- F02612FD001
- F02612FD006
- F02612FD012
- F02612FD018
- F02612FD030
- F02612FD033

3000K

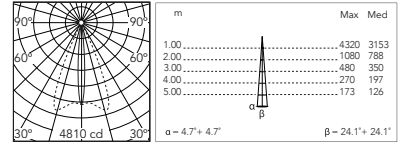
Non Dimmable

- F02613FA001
- F02613FA006
- F02613FA012
- F02613FA018
- F02613FA030
- F02613FA033
- 1-10V
- F02613FB001
- F02613FB006
- F02613FB012
- F02613FB018
- F02613FB030
- F02613FB033
- Dali
- F02613FD001
- F02613FD006
- F02613FD012
- F02613FD018
- F02613FD030
- F02613FD033

4000K

Non Dimmable

- F02614FA001
- F02614FA006
- F02614FA012
- F02614FA018
- F02614FA030
- F02614FA033
- 1-10V
- F02614FB001
- F02614FB006
- F02614FB012
- F02614FB018
- F02614FB030
- F02614FB033
- Dali
- F02614FD001
- F02614FD006
- F02614FD012
- F02614FD018
- F02614FD030
- F02614FD033



@ 3000K

Optic Elliptical 2 24° x 50°

Power Led: 10,5W - 920 lm ≠ FIXT 699 lm - 2700K/CRI 80 - 220-240V / 10,5W - 966 lm ≠ FIXT 725 lm - 3000K/CRI 80 - 220-240V / 10,5W - 1012 lm ≠ FIXT 750 lm - 4000K/CRI 80 - 220-240V

2700K

Non Dimmable

- F02612GA001
- F02612GA006
- F02612GA012
- F02612GA018
- F02612GA030
- F02612GA033
- 1-10V
- F02612GB001
- F02612GB006
- F02612GB012
- F02612GB018
- F02612GB030
- F02612GB033
- Dali
- F02612GD001
- F02612GD006
- F02612GD012
- F02612GD018
- F02612GD030
- F02612GD033

3000K

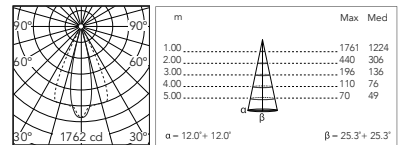
Non Dimmable

- F02613GA001
- F02613GA006
- F02613GA012
- F02613GA018
- F02613GA030
- F02613GA033
- 1-10V
- F02613GB001
- F02613GB006
- F02613GB012
- F02613GB018
- F02613GB030
- F02613GB033
- Dali
- F02613GD001
- F02613GD006
- F02613GD012
- F02613GD018
- F02613GD030
- F02613GD033

4000K

Non Dimmable

- F02614GA001
- F02614GA006
- F02614GA012
- F02614GA018
- F02614GA030
- F02614GA033
- 1-10V
- F02614GB001
- F02614GB006
- F02614GB012
- F02614GB018
- F02614GB030
- F02614GB033
- Dali
- F02614GD001
- F02614GD006
- F02614GD012
- F02614GD018
- F02614GD030
- F02614GD033



@ 3000K

Optic Wall Washer

Power Led: 10,5W - 920 lm ≠ FIXT 673 lm - 2700K/CRI 80 - 220-240V / 10,5W - 966 lm ≠ FIXT 698 lm - 3000K/CRI 80 - 220-240V / 10,5W - 1012 lm ≠ FIXT 672 lm - 4000K/CRI 80 - 220-240V

2700K

Non Dimmable

- F02612HA001
- F02612HA006
- F02612HA012
- F02612HA018
- F02612HA030
- F02612HA033
- 1-10V
- F02612HB001
- F02612HB006
- F02612HB012
- F02612HB018
- F02612HB030
- F02612HB033
- Dali
- F02612HD001
- F02612HD006
- F02612HD012
- F02612HD018
- F02612HD030
- F02612HD033

3000K

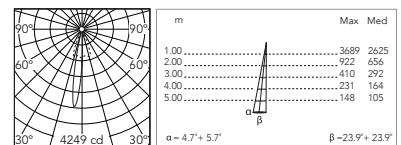
Non Dimmable

- F02613HA001
- F02613HA006
- F02613HA012
- F02613HA018
- F02613HA030
- F02613HA033
- 1-10V
- F02613HB001
- F02613HB006
- F02613HB012
- F02613HB018
- F02613HB030
- F02613HB033
- Dali
- F02613HD001
- F02613HD006
- F02613HD012
- F02613HD018
- F02613HD030
- F02613HD033

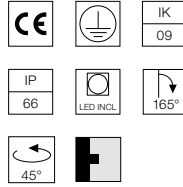
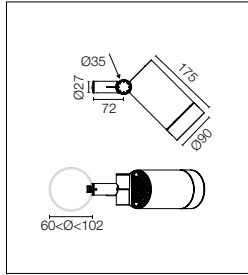
4000K

Non Dimmable

- F02614HA001
- F02614HA006
- F02614HA012
- F02614HA018
- F02614HA030
- F02614HA033
- 1-10V
- F02614HB001
- F02614HB006
- F02614HB012
- F02614HB018
- F02614HB030
- F02614HB033
- Dali
- F02614HD001
- F02614HD006
- F02614HD012
- F02614HD018
- F02614HD030
- F02614HD033



@ 3000K



Sorgente Power LED ad alta efficienza inclusa. Equipaggiato con snoot integrato per un maggiore comfort visivo; accessorio visor a taglio asimmetrico disponibile. Accessori collimatori disponibili per variare le aperture del fascio luminoso. Alimentazione elettrica 220-240V ON/OFF e dimmerabile 1-10V o DALI integrata. Staffa per il fissaggio a palo integrata, per pali diametro compreso tra 60 e 102 mm, spessore massimo 3 mm. Dotata di spezzone di cavo uscente in neoprene da 5m (10m a richiesta) per connessione elettrica remota; per garantire la tenuta è consigliabile utilizzare cavi flessibili idonei all'impiego in ambienti esterni.

Energy-efficient Power LED source included Equipped with an integrated snoot for higher visual comfort: the asymmetrical cut visor is available as an accessory. Collimators are available as an accessory to modify the beam opening. Integrated electric power supply 220-240V ON/OFF and adjustable 1-10V or DALI. Integrated support for pole fixing, for poles with a diameter between 60 and 120 mm and a maximum thickness of 3 mm. Equipped with a 5m neoprene cable (10m upon request) for remote connection. To guarantee its water tightness, it is recommended to use flexible cables designed for outdoor use.

2200K disponibile su richiesta.

2200K available on request.

Optic Spot 14,5°

Power Led: 17W - 1739 lm ≠ FIXT 1443 lm - 2700K/CRI 80 - 220-240V / 17W - 1803 lm ≠ FIXT 1497 lm - 3000K/CRI 80 - 220-240V / 17W - 1868 lm ≠ FIXT 1548 lm - 4000K/CRI 80 - 220-240V

2700K

Non Dimmable

- F02622BA001
- F02622BA006
- F02622BA012
- F02622BA018
- F02622BA030
- F02622BA033
- 1-10V
- F02622BB001
- F02622BB006
- F02622BB012
- F02622BB018
- F02622BB030
- F02622BB033
- Dali
- F02622BD001
- F02622BD006
- F02622BD012
- F02622BD018
- F02622BD030
- F02622BD033

3000K

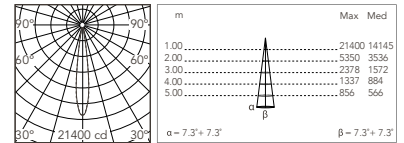
Non Dimmable

- F02623BA001
- F02623BA006
- F02623BA012
- F02623BA018
- F02623BA030
- F02623BA033
- 1-10V
- F02623BB001
- F02623BB006
- F02623BB012
- F02623BB018
- F02623BB030
- F02623BB033
- Dali
- F02623BD001
- F02623BD006
- F02623BD012
- F02623BD018
- F02623BD030
- F02623BD033

4000K

Non Dimmable

- F02624BA001
- F02624BA006
- F02624BA012
- F02624BA018
- F02624BA030
- F02624BA033
- 1-10V
- F02624BB001
- F02624BB006
- F02624BB012
- F02624BB018
- F02624BB030
- F02624BB033
- Dali
- F02624BD001
- F02624BD006
- F02624BD012
- F02624BD018
- F02624BD030
- F02624BD033



@ 3000K

Optic Medium Flood 26°

Power Led: 17W - 1739 lm ≠ FIXT 1336 lm - 2700K/CRI 80 - 220-240V / 17W - 1803 lm ≠ FIXT 1386 lm - 3000K/CRI 80 - 220-240V / 17W - 1868 lm ≠ FIXT 1434 lm - 4000K/CRI 80 - 220-240V

2700K

Non Dimmable

- F02622CA001
- F02622CA006
- F02622CA012
- F02622CA018
- F02622CA030
- F02622CA033
- 1-10V
- F02622CB001
- F02622CB006
- F02622CB012
- F02622CB018
- F02622CB030
- F02622CB033
- Dali
- F02622CD001
- F02622CD006
- F02622CD012
- F02622CD018
- F02622CD030
- F02622CD033

3000K

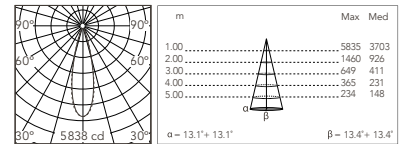
Non Dimmable

- F02623CA001
- F02623CA006
- F02623CA012
- F02623CA018
- F02623CA030
- F02623CA033
- 1-10V
- F02623CB001
- F02623CB006
- F02623CB012
- F02623CB018
- F02623CB030
- F02623CB033
- Dali
- F02623CD001
- F02623CD006
- F02623CD012
- F02623CD018
- F02623CD030
- F02623CD033

4000K

Non Dimmable

- F02624CA001
- F02624CA006
- F02624CA012
- F02624CA018
- F02624CA030
- F02624CA033
- 1-10V
- F02624CB001
- F02624CB006
- F02624CB012
- F02624CB018
- F02624CB030
- F02624CB033
- Dali
- F02624CD001
- F02624CD006
- F02624CD012
- F02624CD018
- F02624CD030
- F02624CD033



@ 3000K

Spine T 2 Ultra Hp

Optic Flood 36°

Power Led: 17W - 1739 lm ≠ FIXT 1302 lm - 2700K/CRI 80 - 220-240V / 17W - 1803 lm ≠ FIXT 1351 lm - 3000K/CRI 80 - 220-240V / 17W - 1868 lm ≠ FIXT 1397 lm - 4000K/CRI 80 - 220-240V

2700K

Non Dimmable

- F02622DA001
- F02622DA006
- F02622DA012
- F02622DA018
- F02622DA030
- F02622DA033
- 1-10V
- F02622DB001
- F02622DB006
- F02622DB012
- F02622DB018
- F02622DB030
- F02622DB033
- Dali
- F02622DD001
- F02622DD006
- F02622DD012
- F02622DD018
- F02622DD030
- F02622DD033

3000K

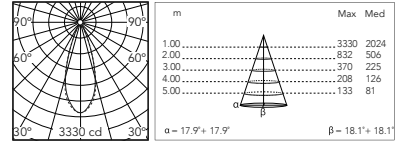
Non Dimmable

- F02623DA001
- F02623DA006
- F02623DA012
- F02623DA018
- F02623DA030
- F02623DA033
- 1-10V
- F02623DB001
- F02623DB006
- F02623DB012
- F02623DB018
- F02623DB030
- F02623DB033
- Dali
- F02623DD001
- F02623DD006
- F02623DD012
- F02623DD018
- F02623DD030
- F02623DD033

4000K

Non Dimmable

- F02624DA001
- F02624DA006
- F02624DA012
- F02624DA018
- F02624DA030
- F02624DA033
- 1-10V
- F02624DB001
- F02624DB006
- F02624DB012
- F02624DB018
- F02624DB030
- F02624DB033
- Dali
- F02624DD001
- F02624DD006
- F02624DD012
- F02624DD018
- F02624DD030
- F02624DD033



@ 3000K

Optic Wide Flood 52°

Power Led: 17W - 1739 lm ≠ FIXT 1303 lm - 2700K/CRI 80 - 220-240V / 17W - 1803 lm ≠ FIXT 1357 lm - 3000K/CRI 80 - 220-240V / 17W - 1868 lm ≠ FIXT 1411 lm - 4000K/CRI 80 - 220-240V

2700K

Non Dimmable

- F02622EA001
- F02622EA006
- F02622EA012
- F02622EA018
- F02622EA030
- F02622EA033
- 1-10V
- F02622EB001
- F02622EB006
- F02622EB012
- F02622EB018
- F02622EB030
- F02622EB033
- Dali
- F02622ED001
- F02622ED006
- F02622ED012
- F02622ED018
- F02622ED030
- F02622ED033

3000K

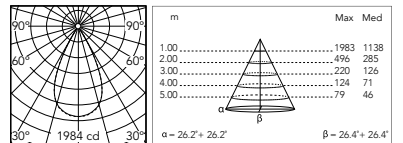
Non Dimmable

- F02623EA001
- F02623EA006
- F02623EA012
- F02623EA018
- F02623EA030
- F02623EA033
- 1-10V
- F02623EB001
- F02623EB006
- F02623EB012
- F02623EB018
- F02623EB030
- F02623EB033
- Dali
- F02623ED001
- F02623ED006
- F02623ED012
- F02623ED018
- F02623ED030
- F02623ED033

4000K

Non Dimmable

- F02624EA001
- F02624EA006
- F02624EA012
- F02624EA018
- F02624EA030
- F02624EA033
- 1-10V
- F02624EB001
- F02624EB006
- F02624EB012
- F02624EB018
- F02624EB030
- F02624EB033
- Dali
- F02624ED001
- F02624ED006
- F02624ED012
- F02624ED018
- F02624ED030
- F02624ED033



@ 3000K

Optic Elliptical 1 14° x 50°

Power Led: 17W - 1739 lm ≠ FIXT 1315 lm - 2700K/CRI 80 - 220-240V / 17W - 1803 lm ≠ FIXT 1364 lm - 3000K/CRI 80 - 220-240V / 17W - 1868 lm ≠ FIXT 1410 lm - 4000K/CRI 80 - 220-240V

2700K

Non Dimmable

- F02622FA001
- F02622FA006
- F02622FA012
- F02622FA018
- F02622FA030
- F02622FA033
- 1-10V
- F02622FB001
- F02622FB006
- F02622FB012
- F02622FB018
- F02622FB030
- F02622FB033
- Dali
- F02622FD001
- F02622FD006
- F02622FD012
- F02622FD018
- F02622FD030
- F02622FD033

3000K

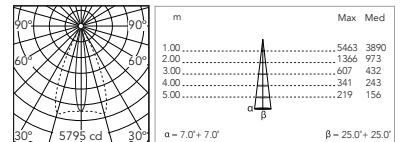
Non Dimmable

- F02623FA001
- F02623FA006
- F02623FA012
- F02623FA018
- F02623FA030
- F02623FA033
- 1-10V
- F02623FB001
- F02623FB006
- F02623FB012
- F02623FB018
- F02623FB030
- F02623FB033
- Dali
- F02623FD001
- F02623FD006
- F02623FD012
- F02623FD018
- F02623FD030
- F02623FD033

4000K

Non Dimmable

- F02624FA001
- F02624FA006
- F02624FA012
- F02624FA018
- F02624FA030
- F02624FA033
- 1-10V
- F02624FB001
- F02624FB006
- F02624FB012
- F02624FB018
- F02624FB030
- F02624FB033
- Dali
- F02624FD001
- F02624FD006
- F02624FD012
- F02624FD018
- F02624FD030
- F02624FD033



@ 3000K

Spine T 2 Ultra Hp

Optic Elliptical 2 25° x 52°

Power Led: 17W - 1739 lm ≠ FIXT 1298 lm - 2700K/CRI 80 - 220-240V / 17W - 1803 lm ≠ FIXT 1351 lm - 3000K/CRI 80 - 220-240V / 17W - 1868 lm ≠ FIXT 1393 lm - 4000K/CRI 80 - 220-240V

2700K

Non Dimmable

- F02622GA001
- F02622GA006
- F02622GA012
- F02622GA018
- F02622GA030
- F02622GA033

1-10V

- F02622GB001
- F02622GB006
- F02622GB012
- F02622GB018
- F02622GB030
- F02622GB033

Dali

- F02622GD001
- F02622GD006
- F02622GD012
- F02622GD018
- F02622GD030
- F02622GD033

3000K

Non Dimmable

- F02623GA001
- F02623GA006
- F02623GA012
- F02623GA018
- F02623GA030
- F02623GA033

1-10V

- F02623GB001
- F02623GB006
- F02623GB012
- F02623GB018
- F02623GB030
- F02623GB033

Dali

- F02623GD001
- F02623GD006
- F02623GD012
- F02623GD018
- F02623GD030
- F02623GD033

4000K

Non Dimmable

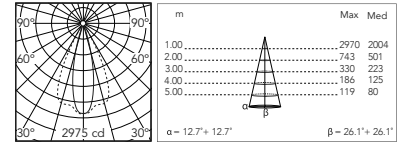
- F02624GA001
- F02624GA006
- F02624GA012
- F02624GA018
- F02624GA030
- F02624GA033

1-10V

- F02624GB001
- F02624GB006
- F02624GB012
- F02624GB018
- F02624GB030
- F02624GB033

Dali

- F02624GD001
- F02624GD006
- F02624GD012
- F02624GD018
- F02624GD030
- F02624GD033



@ 3000K

Optic Wall Washer

Power Led: 17W - 1739 lm ≠ FIXT 1277 lm - 2700K/CRI 80 - 220-240V / 17W - 1803 lm ≠ FIXT 1325 lm - 3000K/CRI 80 - 220-240V / 17W - 1868 lm ≠ FIXT 1370 lm - 4000K/CRI 80 - 220-240V

2700K

Non Dimmable

- F02622HA001
- F02622HA006
- F02622HA012
- F02622HA018
- F02622HA030
- F02622HA033

1-10V

- F02622HB001
- F02622HB006
- F02622HB012
- F02622HB018
- F02622HB030
- F02622HB033

Dali

- F02622HD001
- F02622HD006
- F02622HD012
- F02622HD018
- F02622HD030
- F02622HD033

3000K

Non Dimmable

- F02623HA001
- F02623HA006
- F02623HA012
- F02623HA018
- F02623HA030
- F02623HA033

1-10V

- F02623HB001
- F02623HB006
- F02623HB012
- F02623HB018
- F02623HB030
- F02623HB033

Dali

- F02623HD001
- F02623HD006
- F02623HD012
- F02623HD018
- F02623HD030
- F02623HD033

4000K

Non Dimmable

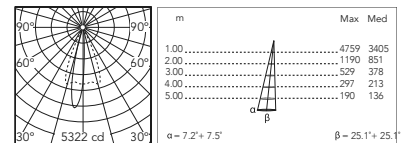
- F02624HA001
- F02624HA006
- F02624HA012
- F02624HA018
- F02624HA030
- F02624HA033

1-10V

- F02624HB001
- F02624HB006
- F02624HB012
- F02624HB018
- F02624HB030
- F02624HB033


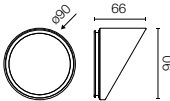

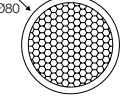

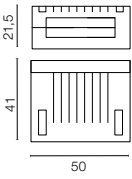

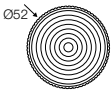

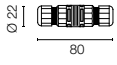

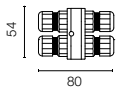

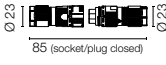

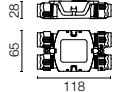
Dali

- F02624HD001
- F02624HD006
- F02624HD012
- F02624HD018
- F02624HD030
- F02624HD033



@ 3000K

Spine T 2 Ultra: Accessori / Accessories

Visor	Visor	<ul style="list-style-type: none"> ○ F026Z050001 ● F026Z050006 ● F026Z050012 ● F026Z050018 ● F026Z050030 ● F026Z050033 	 
Honeycomb	Honeycomb Louvre	F026Z060000	 
Gelbox IPX8 per connessione elettrica.	Gelbox IPX8 for splicing connectors.	F990C110000	 
Lenti converter / Converter lenses: <ul style="list-style-type: none"> - Converter Spine 2 Optic Medium Flood - Converter Spine 2 Optic Flood - Converter Spine 2 Optic Wide Flood - Converter Spine 2 Optic Elliptic 1 - Converter Spine 2 Optic Elliptic 2 - Converter Spine 2 Optic Wall Washer 		<ul style="list-style-type: none"> F029Z020000 F029Z021000 F029Z022000 F029Z023000 F029Z024000 F029Z025000 	 
Sistema di giunzione IP68 H2O Stop anti-condensa a 2 vie 4 poli.	2 way terminal block 4 poles IP68 H2O Stop.	F990C00A000	 
Sistema di giunzione IP68 H2O Stop anti-condensa a 3/4 vie 4 poli. (Ø5,5÷12mm cavo).	3/4 way terminal block 4 poles IP68 H2O Stop. (Ø5,5÷12mm cable).	F990C010000	 
Kit connettore 5 poli presa volante + spina EU IP68.	Connector kit 5-pole flying socket + EU plug IP68.	F990C080000	 
Scatola di derivazione 5 poli 4 vie IP68 (cavi 6-14 mm).	4 way junction box 5 poles IP68 (6-14 mm cables).	F990C030000	 

Spine T: Accessori / Accessories

Palo Ø76 mm in alluminio verniciato con base	Spine, Ø76 mm, painted aluminum pole with foot.	H: 3000 mm ● F026Z200006 ● F026Z200018 ● F026Z200033 H: 4000 mm ● F026Z210006 ● F026Z210018 ● F026Z210033		
Piastra tirafondi per versione Palo Ø76 mm in alluminio con base.	Base plate with bolt for aluminium Pole Ø76 mm with base version.	F990G300000		
Palo Ø76 mm in alluminio verniciato da interrare (+500 mm interrati).	Spine, Ø76 mm, painted aluminum pole for in ground installation (+500 mm into the ground)	H: 3000 mm ● F026Z220006 ● F026Z220018 ● F026Z220033 H: 4000 mm ● F026Z230006 ● F026Z230018 ● F026Z230033		
Palo Ø76 mm con Base e Portella con Morsettieria.	Pole Ø76 mm with Base and Access Door. With Terminal Block 4x1,5-16mmq.	H 3500 mm ● FA24806 ● FA24833 H 4500 mm ● FA24906 ● FA24933		
Palo Ø76 mm da Interrare (+500 mm Interrati) e Portella con Morsettieria	Pole Ø76 mm In-Ground (+500 mm Root) With Access Door. With Terminal Block 4x1,5-16mmq.	H 3500 mm ● FA25006 ● FA25033 H 4500 mm ● FA25106 ● FA25133		
Palo Ø102 mm con Base e Portella con Morsettieria.	Pole Ø102 mm with Base and Access Door With Terminal Block 4x1,5-16mmq.	H 4000 mm ● FA414006 ● FA414033 H 5000 mm ● FA415006 ● FA415033		
Palo Ø102 mm da Interrare (+500 mm Interrati) e Portella con Morsettieria	Pole Ø102 mm In-Ground (+500 mm Root) With Access Door With Terminal Block 4x1,5-16mmq	H 4000 mm ● FA414506 ● FA414533 H 5000 mm ● FA415506 ● FA415533		
Piastra tirafondi per palo Ø76 mm o Ø102 mm con base.	Bolt plate for Pole Ø76 mm or Ø102 mm with base.	FA116		

Pointbreak

Designed by Piero Lissoni






Pointbreak Ballisage 2



Pointbreak Wall 1





Famiglia / Family

Pointbreak Bollard 1

**Power Led**

5,6W
274 lm - 2700K/CRI 80
285 lm - 3000K/CRI 80
307 lm - 4000K/CRI 80
[2200K available on request.](#)

Pointbreak Balisage 1

**Power Led**

5,6W
274 lm - 2700K/CRI 80
285 lm - 3000K/CRI 80
307 lm - 4000K/CRI 80
[2200K available on request.](#)

Pointbreak Bollard 2

**Power Led**

12,5W
600 lm - 2700K/CRI 80
624 lm - 3000K/CRI 80
672 lm - 4000K/CRI 80
[2200K available on request.](#)

Pointbreak Balisage 2

**Power Led**

12,5W
600 lm - 2700K/CRI 80
624 lm - 3000K/CRI 80
672 lm - 4000K/CRI 80
[2200K available on request.](#)

Colori / Colours



01 White



06 Grey



12 Forest Green



18 Deep Brown



30 Black



33 Anthracite

Pointbreak Wall 0



Power Led

2,1W
up to 101 lm - 2700K/CRI 80
up to 104 lm - 3000K/CRI 80
up to 108 lm - 4000K/CRI 80
[2200K available on request.](#)

Power Led

3,1W
up to 2x101 lm - 2700K/CRI 80
up to 2x104 lm - 3000K/CRI 80
up to 2x108 lm - 4000K/CRI 80
[2200K available on request.](#)

Pointbreak Wall 1



Power Led

5,5W
319 lm - 2700K/CRI 80
335 lm - 3000K/CRI 80
367 lm - 4000K/CRI 80

Power Led

12W
2x319 lm - 2700K/CRI 80
2x335 lm - 3000K/CRI 80
2x367 lm - 4000K/CRI 80

Pointbreak Wall 2



Power Led

17W
1108 lm - 2700K/CRI 80
1149 lm - 3000K/CRI 80
1190 lm - 4000K/CRI 80
[2200K available on request.](#)

Power Led

32W
2x1108 lm - 2700K/CRI 80
2x1149 lm - 3000K/CRI 80
2x1190 lm - 4000K/CRI 80
[2200K available on request.](#)

Pointbreak Ceiling 0



Power Led

2,1W
up to 101 lm - 2700K/CRI 80
up to 104 lm - 3000K/CRI 80
up to 108 lm - 4000K/CRI 80
[2200K available on request.](#)

Pointbreak Ceiling 1



Power Led

5,5W
319 lm - 2700K/CRI 80
335 lm - 3000K/CRI 80
367 lm - 4000K/CRI 80

Pointbreak Ceiling 2



Power Led

17W
1108 lm - 2700K/CRI 80
1149 lm - 3000K/CRI 80
1190 lm - 4000K/CRI 80
[2200K available on request.](#)

Pointbreak Bollard

Collezione di bollard per esterno dal ricco contenuto di design con sorgente luminosa a LED, caratterizzati dall'ottica ad altissima performance.

L'esclusiva forma supercerchio è declinata in tre dimensioni e tre altezze. Struttura corpo in alluminio estruso, testa dell'apparecchio in fusione di alluminio, diffusore in policarbonato trasparente trattato superficialmente con antigraffio e stabilizzato ai raggi UV. L'ottica integrata nella testa permette una emissione luminosa asimmetrica radiale direzionata verso il basso e combinata con il riflettore in alluminio verniciato in nero assoluto evitano le riflessioni indirette per rispettare le vigenti leggi in materia di inquinamento luminoso.

Disponibile in differenti finiture con rivestimento a doppio strato di polveri e sottoposte a trattamento di conversione chimica superficiale per una elevata resistenza alla corrosione.

Le versioni bollard possono essere installate facilmente a terra su qualsiasi pavimento con tasselli tramite base in tecnopolimero ad altissima resistenza ed esente da fenomeno di corrosione ed elemento di fissaggio che ne permette la regolazione fine, oppure utilizzando l'accessorio dedicato piastra di ancoraggio per rendere la base del prodotto totalmente solidale con la pavimentazione. Le viterie di fissaggio del paletto sono in acciaio inox AISI 316L brunite per le finiture scure.

Pointbreak Balisage

Collezione di apparecchi semincasso balisage per esterno dal ricco contenuto di design con sorgente luminosa a LED, caratterizzati dall'ottica ad altissima performance.

L'esclusiva forma del supercerchio è declinata in due dimensioni e due altezze. Struttura corpo in alluminio estruso, testa dell'apparecchio in fusione di alluminio, diffusore in policarbonato trasparente trattato superficialmente con antigraffio e stabilizzato ai raggi UV. L'ottica integrata nella testa permette una emissione luminosa asimmetrica radiale direzionata verso il basso e combinata con il riflettore in alluminio verniciato in nero assoluto evitano le riflessioni indirette per rispettare le vigenti leggi in materia di inquinamento luminoso.

Disponibile in differenti finiture con rivestimento a doppio strato di polveri e sottoposte a trattamento di conversione chimica superficiale per una elevata resistenza alla corrosione.

Trattamento brevettato ACT (anti corrosion treatment) per la parte incassata nel terreno.

Le versioni balisage possono essere installate facilmente nel terreno mediante l'utilizzo di apposita cassaforma obbligatoria, da ordinare separatamente.

Pointbreak Wall

Collezione di apparecchi a parete per esterno dal ricco contenuto di design con sorgente luminosa a LED, caratterizzati dall'ottica ad altissima performance.

L'esclusiva forma del supercerchio è declinata in tre dimensioni, ad emissione monodirezionale o bidirezionale. Struttura in fusione di alluminio con vetro trasparente di chiusura. L'ottica integrata, arretrata nella parte inferiore, utilizza lenti brevettate ed è protetta da una schermatura in nero assoluto, per ottimizzare il confort visivo e contemporaneamente mantenere una elevata performance.

Disponibile in differenti finiture con rivestimento a doppio strato di polveri e sottoposte a trattamento di conversione chimica superficiale per una elevata resistenza alla corrosione.

L'installazione viene effettuata tramite staffa in PBT (Poli-butilene tereftalato) ad altissima resistenza ed esente da fenomeno di corrosione. Doppio pressacavo installato direttamente sul corpo dell'apparecchio per consentire il cablaggio entra-esce.

Pointbreak Ceiling

Collezione di apparecchi a soffitto per esterno dal ricco contenuto di design con sorgente luminosa a LED, caratterizzati dall'ottica ad altissima performance.

L'esclusiva forma del supercerchio è declinata in tre dimensioni. Struttura in fusione di alluminio, con vetro trasparente di chiusura. L'ottica integrata, arretrata nella parte inferiore, utilizza lenti brevettate ed è protetta da una schermatura in nero assoluto, per ottimizzare il confort visivo e contemporaneamente mantenere una elevata performance.

Disponibile in differenti finiture con rivestimento a doppio strato di polveri e sottoposte a trattamento di conversione chimica superficiale per una elevata resistenza alla corrosione.

L'installazione viene effettuata tramite elemento di fissaggio che ne permette la regolazione fine. Doppio pressacavo installato direttamente sul corpo dell'apparecchio per consentire il cablaggio entra-esce.

Pointbreak Bollard

Collection of outdoor bollards with an exclusive design and LED light source, characterized by high-performance optics. The unique squircle shape is available in three sizes and three heights. The body structure comes in extruded aluminum, the head of the luminaire in cast aluminum, and the diffuser is made of transparent, UV-stabilized polycarbonate with scratch-resistant surface treatment. The optics integrated in the head allows an asymmetric, downward radial light emission that, combined with an aluminum reflector painted in absolute black, avoids indirect reflections in compliance with current light pollution laws.

Available in different finishes with a double layer of powder coating and chemical conversion surface treatment to ensure high resistance against corrosion.

Bollard versions may be easily installed on any flooring on the ground with anchors by using the high-resistance, corrosion-free technopolymer base and a fixing element, allowing a fine adjustment; or by using the specific accessory anchoring plate for a flawless integration of the base of the product with the ground. The anchoring hardware is made of AISI 316L burnished for dark finishes.

Pointbreak Balisage

Collection of partially-recessed outdoor luminaires with an exclusive design and LED light source, characterized by high-performance optics.

The unique squircle shape is available in two sizes and two heights. The body structure comes in extruded aluminum, the head of the luminaire in cast aluminum, and the diffuser is made of transparent, UV-stabilized polycarbonate with scratch-resistant surface treatment. The optics integrated in the head allows an asymmetric, downward radial light emission that, combined with an aluminum reflector painted in absolute black, avoids indirect reflections in compliance with current light pollution laws.

Available in different finishes with a double layer of powder coating and chemical conversion surface treatment to ensure high resistance against corrosion.

Patented anticorrosive treatment (ACT) for the part fitted into the ground.

Balisage versions are easily installed on the ground with a mandatory special box for installation, to be ordered separately.

Pointbreak Wall

Collection of outdoor wall luminaires with an exclusive design and LED light source, characterized by high-performance optics.

The unique squircle shape is available in three sizes, with uni- or bi-directional emission. Cast aluminum structure with transparent closing glass. The integrated optics, located at the bottom, uses patented lenses and is protected by an absolute black screening to optimize visual comfort while maintaining high performance.

Available in different finishes with a double layer of powder coating and chemical conversion surface treatment to ensure high resistance against corrosion.

The installation is made using a highly resistant and corrosion-free PBT (polybutylterephthalate) bracket. Double cable gland installed directly in the body of the luminaire for inlet and outlet connection.

Pointbreak Ceiling

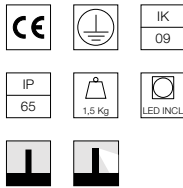
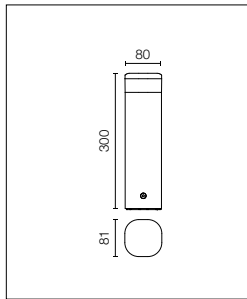
Collection of outdoor ceiling luminaires with an exclusive design and LED light source, characterized by high-performance optics.

The unique squircle shape is available in three sizes. Cast aluminum structure with transparent closing glass. The integrated optics, located at the bottom, uses patented lenses and is protected by an absolute black screening to optimize visual comfort while maintaining high performance.

Available in different finishes with a double layer of powder coating and chemical conversion surface treatment to ensure high resistance against corrosion.

Installation is made with a fixing component that allows a fine adjustment. Double cable gland installed directly in the body of the luminaire for inlet and outlet connection.

Pointbreak Bollard 1 - 300



Sorgente luminosa a LED inclusa. Alimentazione elettrica 220-240V ON/OFF e dimmerabile 1-10V o DALI integrata. Dotato di uno spezzone di cavo uscente in neoprene. Sistema di giunzione IP68 da ordinare separatamente. L'apparecchio è installabile su qualsiasi pavimento per mezzo di tasselli. Piastra di ancoraggio per l'installazione su pavimentazione da gettare con plinto di cemento da ordinare separatamente.

LED light source included. Integrated 220-240V ON/OFF and 1-10V/DALI dimmable electrical power. Equipped with one piece of neoprene output cable. IP68 junction system to be ordered separately. The luminaire may be easily installed on any type of floor with anchors. The anchoring plate for installation on flooring to be concreted must be ordered separately.

2200K disponibile su richiesta.

2200K available on request.

Mid - Power Led: 5,6W - 576 lm ≠ FIXT 274 lm - 2700K/CRI>80 - 220-240V / 5,6W - 600 lm ≠ FIXT 285 lm - 3000K/CRI>80 - 220-240V / 5,6W - 625 lm ≠ FIXT 307 lm - 4000/CRI>80 - 220-240V

2700K

Non Dimmable

- F023E2AA001
- F023E2AA006
- F023E2AA012
- F023E2AA018
- F023E2AA030
- F023E2AA033
- 1-10V
- F023E2AB001
- F023E2AB006
- F023E2AB012
- F023E2AB018
- F023E2AB030
- F023E2AB033
- Dali
- F023E2AD001
- F023E2AD006
- F023E2AD012
- F023E2AD018
- F023E2AD030
- F023E2AD033

3000K

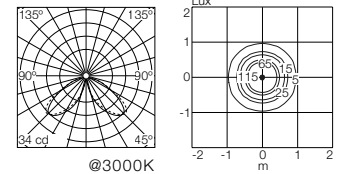
Non Dimmable

- F023E3AA001
- F023E3AA006
- F023E3AA012
- F023E3AA018
- F023E3AA030
- F023E3AA033
- 1-10V
- F023E3AB001
- F023E3AB006
- F023E3AB012
- F023E3AB018
- F023E3AB030
- F023E3AB033
- Dali
- F023E3AD001
- F023E3AD006
- F023E3AD012
- F023E3AD018
- F023E3AD030
- F023E3AD033

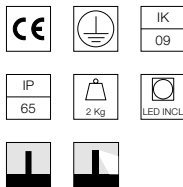
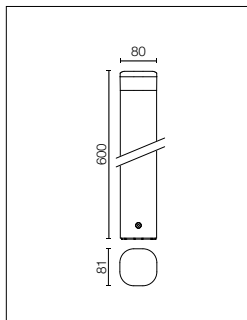
4000K

Non Dimmable

- F023E4AA001
- F023E4AA006
- F023E4AA012
- F023E4AA018
- F023E4AA030
- F023E4AA033
- 1-10V
- F023E4AB001
- F023E4AB006
- F023E4AB012
- F023E4AB018
- F023E4AB030
- F023E4AB033
- Dali
- F023E4AD001
- F023E4AD006
- F023E4AD012
- F023E4AD018
- F023E4AD030
- F023E4AD033



Pointbreak Bollard 1 - 600



Sorgente luminosa a LED inclusa. Alimentazione elettrica 220-240V ON/OFF e dimmerabile 1-10V o DALI integrata. Dotato di uno spezzone di cavo uscente in neoprene. Sistema di giunzione IP68 da ordinare separatamente. L'apparecchio è installabile su qualsiasi pavimento per mezzo di tasselli. Piastra di ancoraggio per l'installazione su pavimentazione da gettare con plinto di cemento da ordinare separatamente.

LED light source included. Integrated 220-240V ON/OFF and 1-10V/DALI dimmable electrical power. Equipped with one piece of neoprene output cable. IP68 junction system to be ordered separately. The luminaire may be easily installed on any type of floor with anchors. The anchoring plate for installation on flooring to be concreted must be ordered separately.

2200K disponibile su richiesta.

2200K available on request.

Mid - Power Led: 5,6W - 576 lm ≠ FIXT 274 lm - 2700K/CRI>80 - 220-240V / 5,6W - 600 lm ≠ FIXT 285 lm - 3000K/CRI>80 - 220-240V / 5,6W - 625 lm ≠ FIXT 307 lm - 4000/CRI>80 - 220-240V

2700K

Non Dimmable

- F023E2BA001
- F023E2BA006
- F023E2BA012
- F023E2BA018
- F023E2BA030
- F023E2BA033
- 1-10V
- F023E2BB001
- F023E2BB006
- F023E2BB012
- F023E2BB018
- F023E2BB030
- F023E2BB033
- Dali
- F023E2BD001
- F023E2BD006
- F023E2BD012
- F023E2BD018
- F023E2BD030
- F023E2BD033

3000K

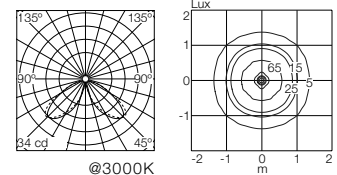
Non Dimmable

- F023E3BA001
- F023E3BA006
- F023E3BA012
- F023E3BA018
- F023E3BA030
- F023E3BA033
- 1-10V
- F023E3BB001
- F023E3BB006
- F023E3BB012
- F023E3BB018
- F023E3BB030
- F023E3BB033
- Dali
- F023E3BD001
- F023E3BD006
- F023E3BD012
- F023E3BD018
- F023E3BD030
- F023E3BD033

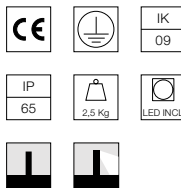
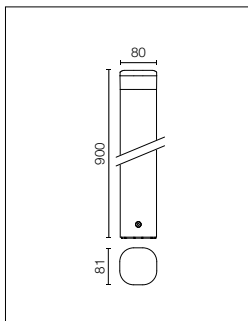
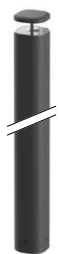
4000K

Non Dimmable

- F023E4BA001
- F023E4BA006
- F023E4BA012
- F023E4BA018
- F023E4BA030
- F023E4BA033
- 1-10V
- F023E4BB001
- F023E4BB006
- F023E4BB012
- F023E4BB018
- F023E4BB030
- F023E4BB033
- Dali
- F023E4BD001
- F023E4BD006
- F023E4BD012
- F023E4BD018
- F023E4BD030
- F023E4BD033



Pointbreak Bollard 1 - 900



Sorgente luminosa a LED inclusa. Alimentazione elettrica 220-240V ON/OFF e dimmerabile 1-10V o DALI integrata. Dotato di uno spezzone di cavo uscente in neoprene. Sistema di giunzione IP68 da ordinare separatamente. L'apparecchio è installabile su qualsiasi pavimento per mezzo di tasselli. Piastra di ancoraggio per l'installazione su pavimentazione da gettare con plinto di cemento da ordinare separatamente.

LED light source included. Integrated 220-240V ON/OFF and 1-10V/DALI dimmable electrical power. Equipped with one piece of neoprene output cable. IP68 junction system to be ordered separately. The luminaire may be easily installed on any type of floor with anchors. The anchoring plate for installation on flooring to be concreted must be ordered separately.

2200K disponibile su richiesta.

2200K available on request.

Mid - Power Led: 5,6W - 576 lm ≠ FIXT 274 lm - 2700K/CRI>80 - 220-240V / 5,6W - 600 lm ≠ FIXT 285 lm - 3000K/CRI>80 - 220-240V / 5,6W - 625 lm ≠ FIXT 307 lm - 4000K/CRI>80 - 220-240V

2700K

Non Dimmable

- F023E2CA001
- F023E2CA006
- F023E2CA012
- F023E2CA018
- F023E2CA030
- F023E2CA033

1-10V

- F023E2CB001
- F023E2CB006
- F023E2CB012
- F023E2CB018
- F023E2CB030
- F023E2CB033

Dali

- F023E2CD001
- F023E2CD006
- F023E2CD012
- F023E2CD018
- F023E2CD030
- F023E2CD033

3000K

Non Dimmable

- F023E3CA001
- F023E3CA006
- F023E3CA012
- F023E3CA018
- F023E3CA030
- F023E3CA033

1-10V

- F023E3CB001
- F023E3CB006
- F023E3CB012
- F023E3CB018
- F023E3CB030
- F023E3CB033

Dali

- F023E3CD001
- F023E3CD006
- F023E3CD012
- F023E3CD018
- F023E3CD030
- F023E3CD033

4000K

Non Dimmable

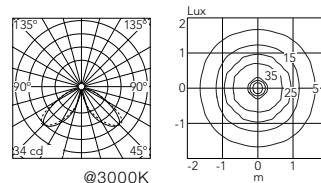
- F023E4CA001
- F023E4CA006
- F023E4CA012
- F023E4CA018
- F023E4CA030
- F023E4CA033

1-10V

- F023E4CB001
- F023E4CB006
- F023E4CB012
- F023E4CB018
- F023E4CB030
- F023E4CB033

Dali

- F023E4CD001
- F023E4CD006
- F023E4CD012
- F023E4CD018
- F023E4CD030
- F023E4CD033



Pointbreak Mono Emission 180°

Pointbreak Bollard è anche disponibile in versione mono emissione (180°) grazie ad uno speciale otturatore sagomato integrato nel gruppo ottico stagno.

Su richiesta l'emissione può essere modificata per ottenere un'apertura di 90° o 270°.

Pointbreak Bollard is also available as a single-emission version (180°) thanks to a special shaped shutter integrated in the watertight optical unit.

On request, the beam can be modified to 90° or 270°.



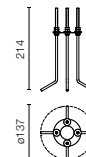
* Dati tecnici e fotometrie preliminari. / Preliminary technical specs and photometries.

Pointbreak: Accessori / Accessories

Piastra tirafondi.

Base plate with bolt.

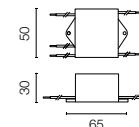
Pointbreak Bollard 1
F023Z050000



Dispositivo di protezione per il sovraccarico. 275 Vac. Corrente massima di scarica 10KA (8/29us). Massima corrente operativa 5A. Adatto per la connessione in serie. IP66.

Surge protection device. 275Vac. Maximum discharge current 10KA (8/20us). Maximum operating current 5A. Suitable for series connection. IP66.

Pointbreak Bollard
F990E00A000

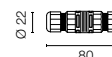


Pointbreak: Accessori per versioni non dimmable / Accessories for non-dimmable versions

Sistema di giunzione IP68 H2O Stop anti-condensa a 2 vie 4 poli.

2 way terminal block 4 poles IP68 H2O Stop.

F990C00A000



Sistema di giunzione IP68 H2O Stop anti-condensa a 3/4 vie 4 poli. (Ø5,5÷12mm cavo).

3/4 way terminal block 4 poles IP68 H2O Stop. (ø5,5÷12mm cable).

F990C010000



Pointbreak: Accessori per versioni Dimmerabili / Accessories for dimmable versions

Kit connettore 5 poli presa volante + spina EU IP68.

Connector kit 5-pole flying socket + EU plug IP68.

F990C080000



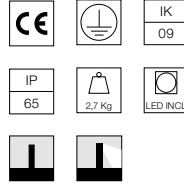
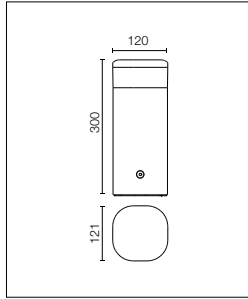
Scatola di derivazione 5 poli 4 vie IP68 (cavi 6-14 mm).

4 way junction box 5 poles IP68 (6-14 mm cables).

F990C030000



Pointbreak Bollard 2 - 300



Sorgente luminosa a LED inclusa. Alimentazione elettrica 220-240V ON/OFF e dimmerabile 1-10V o DALI integrata. Dotato di uno spezzone di cavo uscente in neoprene. Sistema di giunzione IP68 da ordinare separatamente. L'apparecchio è installabile su qualsiasi pavimento per mezzo di tasselli. Piastra di ancoraggio per l'installazione su pavimentazione da gettare con plinto di cemento da ordinare separatamente.

LED light source included. Integrated 220-240V ON/OFF and 1-10V/DALI dimmable electrical power. Equipped with one piece of neoprene output cable. IP68 junction system to be ordered separately. The luminaire may be easily installed on any type of floor with anchors. The anchoring plate for installation on flooring to be concreted must be ordered separately.

2200K disponibile su richiesta.

2200K available on request.

Mid - Power Led: 12,5W - 1374 lm ≠ FIXT 600 lm - 2700K/CRI>80 - 220-240V / 12,5W - 1429 lm ≠ FIXT 624 lm - 3000K/CRI>80 - 220-240V / 12,5W - 1538 lm ≠ FIXT 672 lm - 4000/CRI>80 - 220-240V

2700K

Non Dimmable

- F023F2AA001
- F023F2AA006
- F023F2AA012
- F023F2AA018
- F023F2AA030
- F023F2AA033
- 1-10V
- F023F2AB001
- F023F2AB006
- F023F2AB012
- F023F2AB018
- F023F2AB030
- F023F2AB033
- Dali
- F023F2AD001
- F023F2AD006
- F023F2AD012
- F023F2AD018
- F023F2AD030
- F023F2AD033

3000K

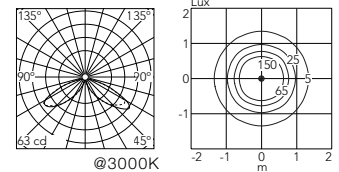
Non Dimmable

- F023F3AA001
- F023F3AA006
- F023F3AA012
- F023F3AA018
- F023F3AA030
- F023F3AA033
- 1-10V
- F023F3AB001
- F023F3AB006
- F023F3AB012
- F023F3AB018
- F023F3AB030
- F023F3AB033
- Dali
- F023F3AD001
- F023F3AD006
- F023F3AD012
- F023F3AD018
- F023F3AD030
- F023F3AD033

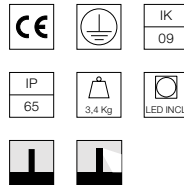
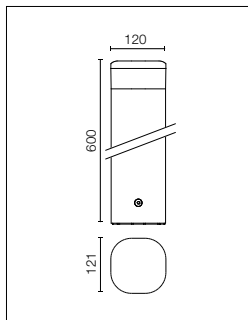
4000K

Non Dimmable

- F023F4AA001
- F023F4AA006
- F023F4AA012
- F023F4AA018
- F023F4AA030
- F023F4AA033
- 1-10V
- F023F4AB001
- F023F4AB006
- F023F4AB012
- F023F4AB018
- F023F4AB030
- F023F4AB033
- Dali
- F023F4AD001
- F023F4AD006
- F023F4AD012
- F023F4AD018
- F023F4AD030
- F023F4AD033



Pointbreak Bollard 2 - 600



Sorgente luminosa a LED inclusa. Alimentazione elettrica 220-240V ON/OFF e dimmerabile 1-10V o DALI integrata. Dotato di uno spezzone di cavo uscente in neoprene. Sistema di giunzione IP68 da ordinare separatamente. L'apparecchio è installabile su qualsiasi pavimento per mezzo di tasselli. Piastra di ancoraggio per l'installazione su pavimentazione da gettare con plinto di cemento da ordinare separatamente.

LED light source included. Integrated 220-240V ON/OFF and 1-10V/DALI dimmable electrical power. Equipped with one piece of neoprene output cable. IP68 junction system to be ordered separately. The luminaire may be easily installed on any type of floor with anchors. The anchoring plate for installation on flooring to be concreted must be ordered separately.

2200K disponibile su richiesta.

2200K available on request.

Mid - Power Led: 12,5W - 1374 lm ≠ FIXT 600 lm - 2700K/CRI>80 - 220-240V / 12,5W - 1429 lm ≠ FIXT 624 lm - 3000K/CRI>80 - 220-240V / 12,5W - 1538 lm ≠ FIXT 672 lm - 4000/CRI>80 - 220-240V

2700K

Non Dimmable

- F023F2BA001
- F023F2BA006
- F023F2BA012
- F023F2BA018
- F023F2BA030
- F023F2BA033
- 1-10V
- F023F2BB001
- F023F2BB006
- F023F2BB012
- F023F2BB018
- F023F2BB030
- F023F2BB033
- Dali
- F023F2BD001
- F023F2BD006
- F023F2BD012
- F023F2BD018
- F023F2BD030
- F023F2BD033

3000K

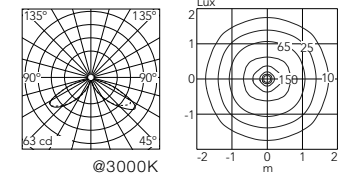
Non Dimmable

- F023F3BA001
- F023F3BA006
- F023F3BA012
- F023F3BA018
- F023F3BA030
- F023F3BA033
- 1-10V
- F023F3BB001
- F023F3BB006
- F023F3BB012
- F023F3BB018
- F023F3BB030
- F023F3BB033
- Dali
- F023F3BD001
- F023F3BD006
- F023F3BD012
- F023F3BD018
- F023F3BD030
- F023F3BD033

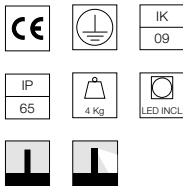
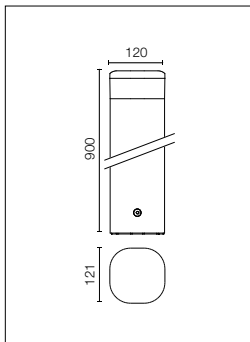
4000K

Non Dimmable

- F023F4BA001
- F023F4BA006
- F023F4BA012
- F023F4BA018
- F023F4BA030
- F023F4BA033
- 1-10V
- F023F4BB001
- F023F4BB006
- F023F4BB012
- F023F4BB018
- F023F4BB030
- F023F4BB033
- Dali
- F023F4BD001
- F023F4BD006
- F023F4BD012
- F023F4BD018
- F023F4BD030
- F023F4BD033



Pointbreak Bollard 2 - 900



Sorgente luminosa a LED inclusa. Alimentazione elettrica 220-240V ON/OFF e dimmerabile 1-10V o DALI integrata. Dotato di uno spezzone di cavo uscente in neoprene. Sistema di giunzione IP68 da ordinare separatamente. L'apparecchio è installabile su qualsiasi pavimento per mezzo di tasselli. Piastra di ancoraggio per l'installazione su pavimentazione da gettare con plinto di cemento da ordinare separatamente.

LED light source included. Integrated 220-240V ON/OFF and 1-10V/DALI dimmable electrical power. Equipped with one piece of neoprene output cable. IP68 junction system to be ordered separately. The luminaire may be easily installed on any type of floor with anchors. The anchoring plate for installation on flooring to be concreted must be ordered separately.

2200K disponibile su richiesta.

2200K available on request.

Mid - Power Led: 12,5W - 1374 lm ≠ FIXT 600 lm - 2700K/CRI>80 - 220-240V / 12,5W - 1429 lm ≠ FIXT 624 lm - 3000K/CRI>80 - 220-240V / 12,5W - 1538 lm ≠ FIXT 672 lm - 4000/CRI>80 - 220-240V

2700K

Non Dimmable

- F023F2CA001
- F023F2CA006
- F023F2CA012
- F023F2CA018
- F023F2CA030
- F023F2CA033

1-10V

- F023F2CB001
- F023F2CB006
- F023F2CB012
- F023F2CB018
- F023F2CB030
- F023F2CB033

Dali

- F023F2CD001
- F023F2CD006
- F023F2CD012
- F023F2CD018
- F023F2CD030
- F023F2CD033

3000K

Non Dimmable

- F023F3CA001
- F023F3CA006
- F023F3CA012
- F023F3CA018
- F023F3CA030
- F023F3CA033

1-10V

- F023F3CB001
- F023F3CB006
- F023F3CB012
- F023F3CB018
- F023F3CB030
- F023F3CB033

Dali

- F023F3CD001
- F023F3CD006
- F023F3CD012
- F023F3CD018
- F023F3CD030
- F023F3CD033

4000K

Non Dimmable

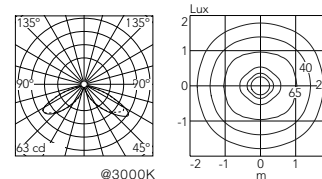
- F023F4CA001
- F023F4CA006
- F023F4CA012
- F023F4CA018
- F023F4CA030
- F023F4CA033

1-10V

- F023F4CB001
- F023F4CB006
- F023F4CB012
- F023F4CB018
- F023F4CB030
- F023F4CB033

Dali

- F023F4CD001
- F023F4CD006
- F023F4CD012
- F023F4CD018
- F023F4CD030
- F023F4CD033



Pointbreak Mono Emission 180°

Pointbreak Bollard è anche disponibile in versione mono emissione (180°) grazie ad uno speciale otturatore sagomato integrato nel gruppo ottico stagno.


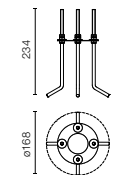

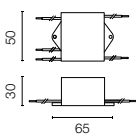
Su richiesta l'emissione può essere modificata per ottenere un'apertura di 90° o 270°.

Pointbreak Bollard is also available as a single-emission version (180°) thanks to a special shaped shutter integrated in the watertight optical unit.

On request, the beam can be modified to 90° or 270°.



Pointbreak: Accessori / Accessories

Piastra tirafondi.	Base plate with bolt.	Pointbreak Bollard 2 F023Z060000		
Dispositivo di protezione per il sovraccarico. 275 Vac. Corrente massima di scarica 10KA (8/29us). Massima corrente operativa 5A. Adatto per la connessione in serie. IP66.	Surge protection device. 275Vac. Maximum discharge current 10KA (8/20us). Maximum operating current 5A. Suitable for series connection. IP66.	Pointbreak Bollard F990E00A000		

Pointbreak: Accessori per versioni non dimmabili / Accessories for non-dimmable versions

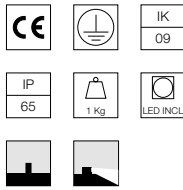
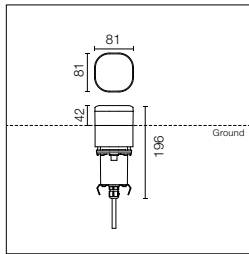
Sistema di giunzione IP68 H2O Stop anti-condensa a 2 vie 4 poli.	2 way terminal block 4 poles IP68 H2O Stop.	F990C00A000		
Sistema di giunzione IP68 H2O Stop anti-condensa a 3/4 vie 4 poli. (Ø5,5÷12mm cavo).	3/4 way terminal block 4 poles IP68 H2O Stop. (ø5,5÷12mm cable).	F990C010000		

Pointbreak: Accessori per versioni Dimmerabili / Accessories for dimmable versions

Kit connettore 5 poli presa volante + spina EU IP68.	Connector kit 5-pole flying socket + EU plug IP68.	F990C080000		
Scatola di derivazione 5 poli 4 vie IP68 (cavi 6-14 mm).	4 way junction box 5 poles IP68 (6-14 mm cables).	F990C030000		

* Dati tecnici e fotometrie preliminari. / Preliminary technical specs and photometries.

Pointbreak Balisage 1 - 40



Sorgente luminosa a LED inclusa. Alimentazione elettrica 220-240V ON/OFF e dimmerabile 1-10V o DALI integrata. Dotato di uno spezzone di cavo uscente in neoprene. Sistema di giunzione IP68 da ordinare separatamente. L'apparecchio è installabile con cassaforma obbligatoria da ordinare separatamente.

LED light source included. Integrated 220-240V ON/OFF and 1-10V/DALI dimmable electrical power. Equipped with one piece of neoprene output cable. IP68 junction system to be ordered separately. Luminaire must be installed with mandatory box for installation, ordered separately.

2200K disponibile su richiesta.

2200K available on request.

Mid - Power Led: 5,6W - 576 lm ≠ FIXT 274 lm - 2700K/CRI>80 - 220-240V / 5,6W - 600 lm ≠ FIXT 285 lm - 3000K/CRI>80 - 220-240V / 5,6W - 625 lm ≠ FIXT 307 lm - 4000/CRI>80 - 220-240V

2700K

Non Dimmable

- F023B2AA001
- F023B2AA006
- F023B2AA012
- F023B2AA018
- F023B2AA030
- F023B2AA033
- 1-10V
- F023B2AB001
- F023B2AB006
- F023B2AB012
- F023B2AB018
- F023B2AB030
- F023B2AB033
- Dali
- F023B2AD001
- F023B2AD006
- F023B2AD012
- F023B2AD018
- F023B2AD030
- F023B2AD033

3000K

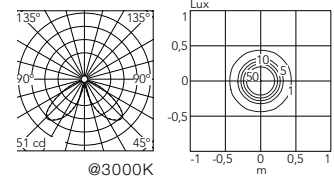
Non Dimmable

- F023B3AA001
- F023B3AA006
- F023B3AA012
- F023B3AA018
- F023B3AA030
- F023B3AA033
- 1-10V
- F023B3AB001
- F023B3AB006
- F023B3AB012
- F023B3AB018
- F023B3AB030
- F023B3AB033
- Dali
- F023B3AD001
- F023B3AD006
- F023B3AD012
- F023B3AD018
- F023B3AD030
- F023B3AD033

4000K

Non Dimmable

- F023B4AA001
- F023B4AA006
- F023B4AA012
- F023B4AA018
- F023B4AA030
- F023B4AA033
- 1-10V
- F023B4AB001
- F023B4AB006
- F023B4AB012
- F023B4AB018
- F023B4AB030
- F023B4AB033
- Dali
- F023B4AD001
- F023B4AD006
- F023B4AD012
- F023B4AD018
- F023B4AD030
- F023B4AD033

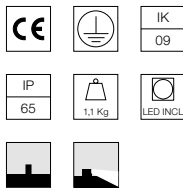
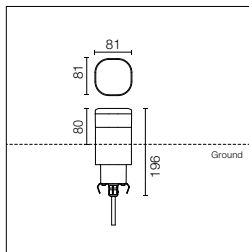


Cassaforma per l'installazione a terra / Box for ground installation.

F023Z020000



Pointbreak Balisage 1 - 80



Sorgente luminosa a LED inclusa. Alimentazione elettrica 220-240V ON/OFF e dimmerabile 1-10V o DALI integrata. Dotato di uno spezzone di cavo uscente in neoprene. Sistema di giunzione IP68 da ordinare separatamente. L'apparecchio è installabile con cassaforma obbligatoria da ordinare separatamente.

LED light source included. Integrated 220-240V ON/OFF and 1-10V/DALI dimmable electrical power. Equipped with one piece of neoprene output cable. IP68 junction system to be ordered separately. Luminaire must be installed with mandatory box for installation, ordered separately.

2200K disponibile su richiesta.

2200K available on request.

Mid - Power Led: 5,6W - 576 lm ≠ FIXT 274 lm - 2700K/CRI>80 - 220-240V / 5,6W - 600 lm ≠ FIXT 285 lm - 3000K/CRI>80 - 220-240V / 5,6W - 625 lm ≠ FIXT 307 lm - 4000/CRI>80 - 220-240V

2700K

Non Dimmable

- F023B2BA001
- F023B2BA006
- F023B2BA012
- F023B2BA018
- F023B2BA030
- F023B2BA033
- 1-10V
- F023B2BB001
- F023B2BB006
- F023B2BB012
- F023B2BB018
- F023B2BB030
- F023B2BB033
- Dali
- F023B2BD001
- F023B2BD006
- F023B2BD012
- F023B2BD018
- F023B2BD030
- F023B2BD033

3000K

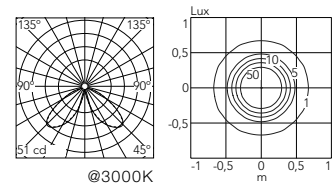
Non Dimmable

- F023B3BA001
- F023B3BA006
- F023B3BA012
- F023B3BA018
- F023B3BA030
- F023B3BA033
- 1-10V
- F023B3BB001
- F023B3BB006
- F023B3BB012
- F023B3BB018
- F023B3BB030
- F023B3BB033
- Dali
- F023B3BD001
- F023B3BD006
- F023B3BD012
- F023B3BD018
- F023B3BD030
- F023B3BD033

4000K

Non Dimmable

- F023B4BA001
- F023B4BA006
- F023B4BA012
- F023B4BA018
- F023B4BA030
- F023B4BA033
- 1-10V
- F023B4BB001
- F023B4BB006
- F023B4BB012
- F023B4BB018
- F023B4BB030
- F023B4BB033
- Dali
- F023B4BD001
- F023B4BD006
- F023B4BD012
- F023B4BD018
- F023B4BD030
- F023B4BD033



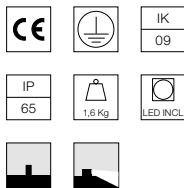
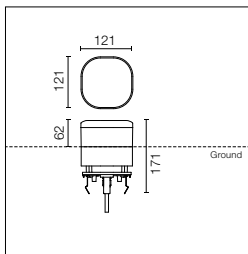
Cassaforma per l'installazione a terra / Box for ground installation.

F023Z020000



* Dati tecnici e fotometrie preliminari. / Preliminary technical specs and photometries.

Pointbreak Balisage 2 - 60



Sorgente luminosa a LED inclusa. Alimentazione elettrica 220-240V ON/OFF e dimmerabile 1-10V o DALI integrata. Dotato di uno spezzone di cavo uscente in neoprene. Sistema di giunzione IP68 da ordinare separatamente. L'apparecchio è installabile con cassaforma obbligatoria da ordinare separatamente.

LED light source included. Integrated 220-240V ON/OFF and 1-10V/DALI dimmable electrical power. Equipped with one piece of neoprene output cable. IP68 junction system to be ordered separately. Luminaire must be installed with mandatory box for installation, ordered separately.

2200K disponibile su richiesta.

2200K available on request.

Mid - Power Led: 12,5W - 1374 lm ≠ FIXT 600 lm - 2700K/CRI>80 - 220-240V / 12,5W - 1429 lm ≠ FIXT 624 lm - 3000K/CRI>80 - 220-240V / 12,5W - 1538 lm ≠ FIXT 672 lm - 4000/CRI>80 - 220-240V

2700K

Non Dimmable

- F023C2CA001
- F023C2CA006
- F023C2CA012
- F023C2CA018
- F023C2CA030
- F023C2CA033
- 1-10V
- F023C2CB001
- F023C2CB006
- F023C2CB012
- F023C2CB018
- F023C2CB030
- F023C2CB033
- Dali
- F023C2CD001
- F023C2CD006
- F023C2CD012
- F023C2CD018
- F023C2CD030
- F023C2CD033

3000K

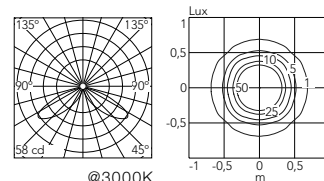
Non Dimmable

- F023C3CA001
- F023C3CA006
- F023C3CA012
- F023C3CA018
- F023C3CA030
- F023C3CA033
- 1-10V
- F023C3CB001
- F023C3CB006
- F023C3CB012
- F023C3CB018
- F023C3CB030
- F023C3CB033
- Dali
- F023C3CD001
- F023C3CD006
- F023C3CD012
- F023C3CD018
- F023C3CD030
- F023C3CD033

4000K

Non Dimmable

- F023C4CA001
- F023C4CA006
- F023C4CA012
- F023C4CA018
- F023C4CA030
- F023C4CA033
- 1-10V
- F023C4CB001
- F023C4CB006
- F023C4CB012
- F023C4CB018
- F023C4CB030
- F023C4CB033
- Dali
- F023C4CD001
- F023C4CD006
- F023C4CD012
- F023C4CD018
- F023C4CD030
- F023C4CD033

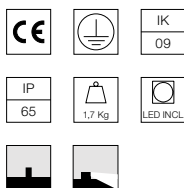
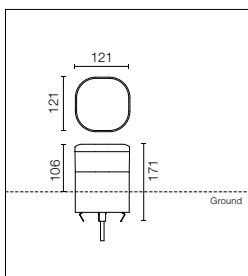


Cassaforma per l'installazione a terra / Box for ground installation.

F023Z030000



Pointbreak Balisage 2 - 105



Sorgente luminosa a LED inclusa. Alimentazione elettrica 220-240V ON/OFF e dimmerabile 1-10V o DALI integrata. Dotato di uno spezzone di cavo uscente in neoprene. Sistema di giunzione IP68 da ordinare separatamente. L'apparecchio è installabile con cassaforma obbligatoria da ordinare separatamente.

LED light source included. Integrated 220-240V ON/OFF and 1-10V/DALI dimmable electrical power. Equipped with one piece of neoprene output cable. IP68 junction system to be ordered separately. Luminaire must be installed with mandatory box for installation, ordered separately.

2200K disponibile su richiesta.

2200K available on request.

Mid - Power Led: 12,5W - 1374 lm ≠ FIXT 600 lm - 2700K/CRI>80 - 220-240V / 12,5W - 1429 lm ≠ FIXT 624 lm - 3000K/CRI>80 - 220-240V / 12,5W - 1538 lm ≠ FIXT 672 lm - 4000/CRI>80 - 220-240V

2700K

Non Dimmable

- F023C2DA001
- F023C2DA006
- F023C2DA012
- F023C2DA018
- F023C2DA030
- F023C2DA033
- 1-10V
- F023C2DB001
- F023C2DB006
- F023C2DB012
- F023C2DB018
- F023C2DB030
- F023C2DB033
- Dali
- F023C2DD001
- F023C2DD006
- F023C2DD012
- F023C2DD018
- F023C2DD030
- F023C2DD033

3000K

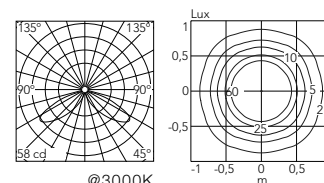
Non Dimmable

- F023C3DA001
- F023C3DA006
- F023C3DA012
- F023C3DA018
- F023C3DA030
- F023C3DA033
- 1-10V
- F023C3DB001
- F023C3DB006
- F023C3DB012
- F023C3DB018
- F023C3DB030
- F023C3DB033
- Dali
- F023C3DD001
- F023C3DD006
- F023C3DD012
- F023C3DD018
- F023C3DD030
- F023C3DD033

4000K

Non Dimmable

- F023C4DA001
- F023C4DA006
- F023C4DA012
- F023C4DA018
- F023C4DA030
- F023C4DA033
- 1-10V
- F023C4DB001
- F023C4DB006
- F023C4DB012
- F023C4DB018
- F023C4DB030
- F023C4DB033
- Dali
- F023C4DD001
- F023C4DD006
- F023C4DD012
- F023C4DD018
- F023C4DD030
- F023C4DD033



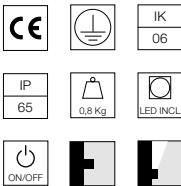
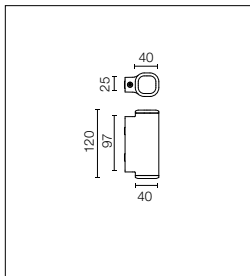
Cassaforma per l'installazione a terra / Box for ground installation.

F023Z040000



* Dati tecnici e fotometrie preliminari. / Preliminary technical specs and photometries.

Pointbreak Wall 0 Up



Sorgente luminosa a LED inclusa. Alimentazione elettrica 220-240V ON/OFF integrata. Dotato di passacavo IP65 in gomma e morsetti a 2 poli a connessione rapida.

LED light source included. Integrated 220-240V ON/OFF electrical power. Equipped with IP65 rubber grommet and 2-pole quick-connect terminals.

2200K disponibile su richiesta.

2200K available on request.

Optic Spot

Power Led: 2,1W - 139 lm ≠ *FIXT 101 lm - 2700K/CRI>80 - 220-240V / 2,1W - 149 lm ≠ *FIXT 104 lm - 3000K/CRI>80 - 220-240V / 2,1W - 154 lm ≠ *FIXT 108 lm - 4000/CRI>80 - 220-240V

*FIXT lm = Spot Optic

2700K

Non Dimmable

- F023G2EA001
- F023G2EA006
- F023G2EA012
- F023G2EA018
- F023G2EA030
- F023G2EA033

3000K

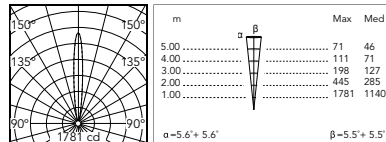
Non Dimmable

- F023G3EA001
- F023G3EA006
- F023G3EA012
- F023G3EA018
- F023G3EA030
- F023G3EA033

4000K

Non Dimmable

- F023G4EA001
- F023G4EA006
- F023G4EA012
- F023G4EA018
- F023G4EA030
- F023G4EA033



@3000K

Optic Medium

Power Led: 2,1W - 139 lm ≠ *FIXT 102 lm - 2700K/CRI>80 - 220-240V / 2,1W - 149 lm ≠ *FIXT 106 lm - 3000K/CRI>80 - 220-240V / 2,1W - 154 lm ≠ *FIXT 110 lm - 4000/CRI>80 - 220-240V

*FIXT lm = Spot Optic

2700K

Non Dimmable

- F023G2FA001
- F023G2FA006
- F023G2FA012
- F023G2FA018
- F023G2FA030
- F023G2FA033

3000K

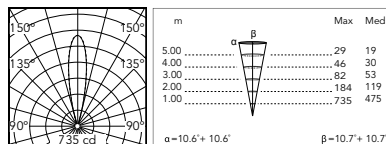
Non Dimmable

- F023G3FA001
- F023G3FA006
- F023G3FA012
- F023G3FA018
- F023G3FA030
- F023G3FA033

4000K

Non Dimmable

- F023G4FA001
- F023G4FA006
- F023G4FA012
- F023G4FA018
- F023G4FA030
- F023G4FA033



@3000K

Optic Flood

Power Led: 2,1W - 139 lm ≠ *FIXT 101 lm - 2700K/CRI>80 - 220-240V / 2,1W - 149 lm ≠ *FIXT 104 lm - 3000K/CRI>80 - 220-240V / 2,1W - 154 lm ≠ *FIXT 108 lm - 4000/CRI>80 - 220-240V

*FIXT lm = Spot Optic

2700K

Non Dimmable

- F023G2GA001
- F023G2GA006
- F023G2GA012
- F023G2GA018
- F023G2GA030
- F023G2GA033

3000K

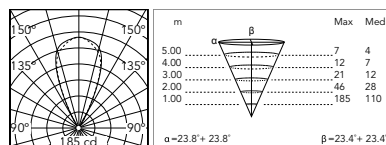
Non Dimmable

- F023G3GA001
- F023G3GA006
- F023G3GA012
- F023G3GA018
- F023G3GA030
- F023G3GA033

4000K

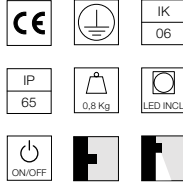
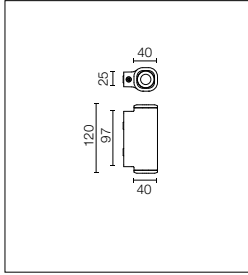
Non Dimmable

- F023G4GA001
- F023G4GA006
- F023G4GA012
- F023G4GA018
- F023G4GA030
- F023G4GA033



@3000K

Pointbreak Wall 0 Down



Sorgente luminosa a LED inclusa. Alimentazione elettrica 220-240V ON/OFF integrata. Dotato di passacavo IP65 in gomma e morsetti a 2 poli a connessione rapida.

LED light source included. Integrated 220-240V ON/OFF electrical power. Equipped with IP65 rubber grommet and 2-pole quick-connect terminals.

2200K disponibile su richiesta.

2200K available on request.

Optic Spot

Power Led: 2,1W - 139 lm ≠ *FIXT 101 lm - 2700K/CRI>80 - 220-240V / 2,1W - 149 lm ≠ *FIXT 104 lm - 3000K/CRI>80 - 220-240V / 2,1W - 154 lm ≠ *FIXT 108 lm - 4000/CRI>80 - 220-240V
 *FIXT lm = Spot Optic

2700K

Non Dimmable

- F023G2JA001
- F023G2JA006
- F023G2JA012
- F023G2JA018
- F023G2JA030
- F023G2JA033

3000K

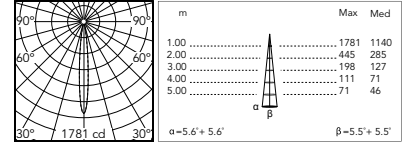
Non Dimmable

- F023G3JA001
- F023G3JA006
- F023G3JA012
- F023G3JA018
- F023G3JA030
- F023G3JA033

4000K

Non Dimmable

- F023G4JA001
- F023G4JA006
- F023G4JA012
- F023G4JA018
- F023G4JA030
- F023G4JA033



@3000K

Optic Medium

Power Led: 2,1W - 139 lm ≠ *FIXT 102 lm - 2700K/CRI>80 - 220-240V / 2,1W - 149 lm ≠ *FIXT 106 lm - 3000K/CRI>80 - 220-240V / 2,1W - 154 lm ≠ *FIXT 110 lm - 4000/CRI>80 - 220-240V
 *FIXT lm = Spot Optic

2700K

Non Dimmable

- F023G2KA001
- F023G2KA006
- F023G2KA012
- F023G2KA018
- F023G2KA030
- F023G2KA033

3000K

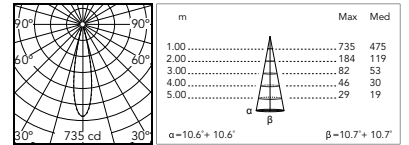
Non Dimmable

- F023G3KA001
- F023G3KA006
- F023G3KA012
- F023G3KA018
- F023G3KA030
- F023G3KA033

4000K

Non Dimmable

- F023G4KA001
- F023G4KA006
- F023G4KA012
- F023G4KA018
- F023G4KA030
- F023G4KA033



@3000K

Optic Flood

Power Led: 2,1W - 139 lm ≠ *FIXT 101 lm - 2700K/CRI>80 - 220-240V / 2,1W - 149 lm ≠ *FIXT 104 lm - 3000K/CRI>80 - 220-240V / 2,1W - 154 lm ≠ *FIXT 108 lm - 4000/CRI>80 - 220-240V
 *FIXT lm = Spot Optic

2700K

Non Dimmable

- F023G2LA001
- F023G2LA006
- F023G2LA012
- F023G2LA018
- F023G2LA030
- F023G2LA033

3000K

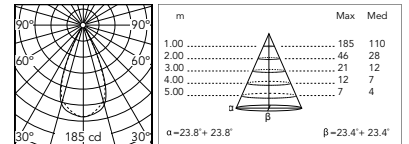
Non Dimmable

- F023G3LA001
- F023G3LA006
- F023G3LA012
- F023G3LA018
- F023G3LA030
- F023G3LA033

4000K

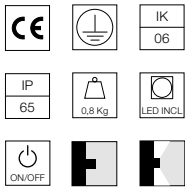
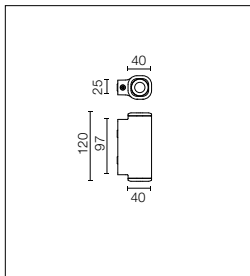
Non Dimmable

- F023G4LA001
- F023G4LA006
- F023G4LA012
- F023G4LA018
- F023G4LA030
- F023G4LA033



@3000K

Pointbreak Wall 0 Up&Down



Sorgente luminosa a LED inclusa. Alimentazione elettrica 220-240V ON/OFF integrata. Dotato di passacavo IP65 in gomma e morsetti a 2 poli a connessione rapida.

LED light source included. Integrated 220-240V ON/OFF electrical power. Equipped with IP65 rubber grommet and 2-pole quick-connect terminals.

2200K disponibile su richiesta.

2200K available on request.

Optic Spot

Power Led: 3,1W - 2x139 lm ≠ *FIXT 2x101 lm - 2700K/CRI>80 - 220-240V / 3,1W - 2x149 lm ≠ *FIXT 2x104 lm - 3000K/CRI>80 - 220-240V / 3,1W - 2x154 lm ≠ *FIXT 2x108 lm - 4000/CRI>80 - 220-240V
*FIXT lm = Spot Optic

2700K

Non Dimmable

- F023G25A001
- F023G25A006
- F023G25A012
- F023G25A018
- F023G25A030
- F023G25A033

3000K

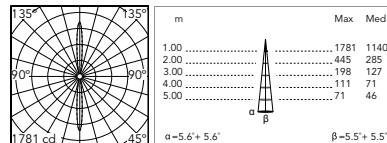
Non Dimmable

- F023G35A001
- F023G35A006
- F023G35A012
- F023G35A018
- F023G35A030
- F023G35A033

4000K

Non Dimmable

- F023G45A001
- F023G45A006
- F023G45A012
- F023G45A018
- F023G45A030
- F023G45A033



@3000K

Optic Medium

Power Led: 3,1W - 2x139 lm ≠ *FIXT 2x102 lm - 2700K/CRI>80 - 220-240V / 3,1W - 2x149 lm ≠ *FIXT 2x106 lm - 3000K/CRI>80 - 220-240V / 3,1W - 2x154 lm ≠ *FIXT 2x110 lm - 4000/CRI>80 - 220-240V
*FIXT lm = Spot Optic

2700K

Non Dimmable

- F023G26A001
- F023G26A006
- F023G26A012
- F023G26A018
- F023G26A030
- F023G26A033

3000K

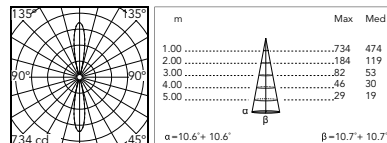
Non Dimmable

- F023G36A001
- F023G36A006
- F023G36A012
- F023G36A018
- F023G36A030
- F023G36A033

4000K

Non Dimmable

- F023G46A001
- F023G46A006
- F023G46A012
- F023G46A018
- F023G46A030
- F023G46A033



@3000K

Optic Flood

Power Led: 3,1W - 2x139 lm ≠ *FIXT 2x101 lm - 2700K/CRI>80 - 220-240V / 3,1W - 2x149 lm ≠ *FIXT 2x104 lm - 3000K/CRI>80 - 220-240V / 3,1W - 2x154 lm ≠ *FIXT 2x108 lm - 4000/CRI>80 - 220-240V
*FIXT lm = Spot Optic

2700K

Non Dimmable

- F023G27A001
- F023G27A006
- F023G27A012
- F023G27A018
- F023G27A030
- F023G27A033

3000K

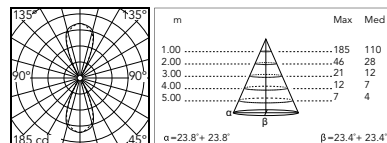
Non Dimmable

- F023G37A001
- F023G37A006
- F023G37A012
- F023G37A018
- F023G37A030
- F023G37A033

4000K

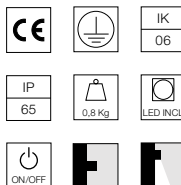
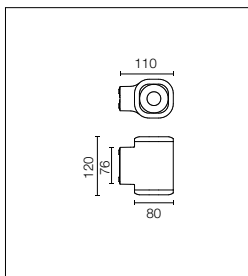
Non Dimmable

- F023G47A001
- F023G47A006
- F023G47A012
- F023G47A018
- F023G47A030
- F023G47A033



@3000K

* Dati tecnici preliminari. / Preliminary technical specs.



Sorgente luminosa a LED inclusa. Alimentazione elettrica 220-240V ON/OFF integrata. Dotato di doppio passacavo per collegamento entra-esce. A richiesta versione monoemissione verso l'alto/Up.

LED light source included. Integrated 220-240V ON/OFF electrical power. Equipped with double cable gland for inlet and outlet connection. Upwards, single emission version, available upon request.

Optic Spot

Power LED: 5,5W - 543 lm ≠ FIXT 319 lm - 2700K/CRI>80 - 220-240V / 5,5W - 570 lm ≠ FIXT 335 lm - 3000K/CRI>80 - 220-240V / 5,5W - 597 lm ≠ FIXT 367 lm - 4000/CRI>80 - 220-240V

2700K

Non Dimmable

- F023H21A001
- F023H21A006
- F023H21A012
- F023H21A018
- F023H21A030
- F023H21A033

3000K

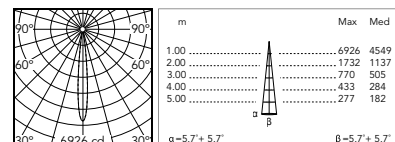
Non Dimmable

- F023H31A001
- F023H31A006
- F023H31A012
- F023H31A018
- F023H31A030
- F023H31A033

4000K

Non Dimmable

- F023H41A001
- F023H41A006
- F023H41A012
- F023H41A018
- F023H41A030
- F023H41A033



@3000K

Optic Medium

Power LED: 5,5W - 543 lm ≠ FIXT 350 lm - 2700K/CRI>80 - 220-240V / 5,5W - 570 lm ≠ FIXT 367 lm - 3000K/CRI>80 - 220-240V / 5,5W - 597 lm ≠ FIXT 402 lm - 4000/CRI>80 - 220-240V

2700K

Non Dimmable

- F023H22A001
- F023H22A006
- F023H22A012
- F023H22A018
- F023H22A030
- F023H22A033

3000K

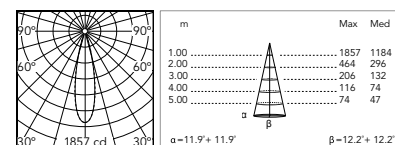
Non Dimmable

- F023H32A001
- F023H32A006
- F023H32A012
- F023H32A018
- F023H32A030
- F023H32A033

4000K

Non Dimmable

- F023H42A001
- F023H42A006
- F023H42A012
- F023H42A018
- F023H42A030
- F023H42A033



@3000K

Optic Flood

Power LED: 5,5W - 543 lm ≠ FIXT 311 lm - 2700K/CRI>80 - 220-240V / 5,5W - 570 lm ≠ FIXT 325 lm - 3000K/CRI>80 - 220-240V / 5,5W - 597 lm ≠ FIXT 356 lm - 4000/CRI>80 - 220-240V

2700K

Non Dimmable

- F023H23A001
- F023H23A006
- F023H23A012
- F023H23A018
- F023H23A030
- F023H23A033

3000K

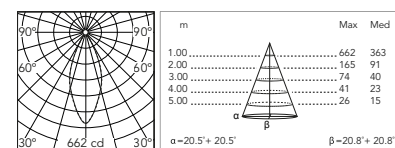
Non Dimmable

- F023H33A001
- F023H33A006
- F023H33A012
- F023H33A018
- F023H33A030
- F023H33A033

4000K

Non Dimmable

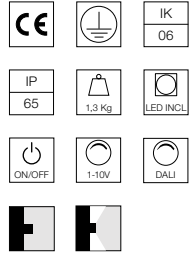
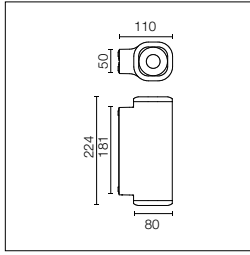
- F023H43A001
- F023H43A006
- F023H43A012
- F023H43A018
- F023H43A030
- F023H43A033



@3000K

* Dati tecnici preliminari. / Preliminary technical specs.

Pointbreak Wall 1 Up&Down



Sorgente luminosa a LED inclusa. Alimentazione elettrica 220-240V ON/OFF e dimmerabile 1-10V o DALI integrata. Dotato di doppio passacavo per collegamento entra-escei.
A richiesta versione monoemissione verso l'alto o monoemissione verso il basso.

LED light source included. Integrated 220-240V ON/OFF and 1-10V/DALI dimmable electrical power. Equipped with double cable gland for inlet and outlet connection.
Upon request: Single upwards emission or single downwards emission.

Optic Spot

Power Led: 12W - 2x543 lm ≠ FIXT 2x319 lm - 2700K/CRI>80 - 220-240V / 12W - 2x570 lm ≠ FIXT 2x335 lm - 3000K/CRI>80 - 220-240V / 12W - 2x597 lm ≠ FIXT 2x367 lm - 4000/CRI>80 - 220-240V

2700K

Non Dimmable

- F023H25A001
- F023H25A006
- F023H25A012
- F023H25A018
- F023H25A030
- F023H25A033
- 1-10V
- F023H25B001
- F023H25B006
- F023H25B012
- F023H25B018
- F023H25B030
- F023H25B033
- Dali
- F023H25D001
- F023H25D006
- F023H25D012
- F023H25D018
- F023H25D030
- F023H25D033

3000K

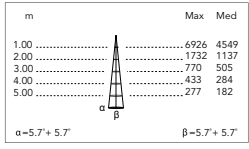
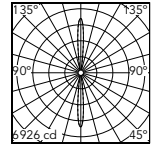
Non Dimmable

- F023H35A001
- F023H35A006
- F023H35A012
- F023H35A018
- F023H35A030
- F023H35A033
- 1-10V
- F023H35B001
- F023H35B006
- F023H35B012
- F023H35B018
- F023H35B030
- F023H35B033
- Dali
- F023H35D001
- F023H35D006
- F023H35D012
- F023H35D018
- F023H35D030
- F023H35D033

4000K

Non Dimmable

- F023H45A001
- F023H45A006
- F023H45A012
- F023H45A018
- F023H45A030
- F023H45A033
- 1-10V
- F023H45B001
- F023H45B006
- F023H45B012
- F023H45B018
- F023H45B030
- F023H45B033
- Dali
- F023H45D001
- F023H45D006
- F023H45D012
- F023H45D018
- F023H45D030
- F023H45D033



@3000K

Optic Medium

Power Led: 12W - 2x543 lm ≠ FIXT 2x319 lm - 2700K/CRI>80 - 220-240V / 12W - 2x570 lm ≠ FIXT 2x367 lm - 3000K/CRI>80 - 220-240V / 12W - 2x597 lm ≠ FIXT 2x402 lm - 4000/CRI>80 - 220-240V

2700K

Non Dimmable

- F023H26A001
- F023H26A006
- F023H26A012
- F023H26A018
- F023H26A030
- F023H26A033
- 1-10V
- F023H26B001
- F023H26B006
- F023H26B012
- F023H26B018
- F023H26B030
- F023H26B033
- Dali
- F023H26D001
- F023H26D006
- F023H26D012
- F023H26D018
- F023H26D030
- F023H26D033

3000K

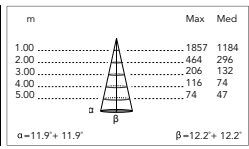
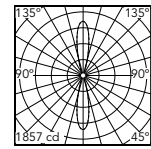
Non Dimmable

- F023H36A001
- F023H36A006
- F023H36A012
- F023H36A018
- F023H36A030
- F023H36A033
- 1-10V
- F023H36B001
- F023H36B006
- F023H36B012
- F023H36B018
- F023H36B030
- F023H36B033
- Dali
- F023H36D001
- F023H36D006
- F023H36D012
- F023H36D018
- F023H36D030
- F023H36D033

4000K

Non Dimmable

- F023H46A001
- F023H46A006
- F023H46A012
- F023H46A018
- F023H46A030
- F023H46A033
- 1-10V
- F023H46B001
- F023H46B006
- F023H46B012
- F023H46B018
- F023H46B030
- F023H46B033
- Dali
- F023H46D001
- F023H46D006
- F023H46D012
- F023H46D018
- F023H46D030
- F023H46D033



@3000K

* Dati tecnici preliminari. / Preliminary technical specs.

Optic Flood

Power Led: 12W - 2x543 lm ≠ FIXT 2x311 lm - 2700K/CRI>80 - 220-240V / 12W - 2x570 lm ≠ FIXT 2x325 lm - 3000K/CRI>80 - 220-240V /
12W - 2x597 lm ≠ FIXT 2x356 lm - 4000/CRI>80 - 220-240V

2700K

Non Dimmable

- F023H27A001
- F023H27A006
- F023H27A012
- F023H27A018
- F023H27A030
- F023H27A033

1-10V

- F023H27B001
- F023H27B006
- F023H27B012
- F023H27B018
- F023H27B030
- F023H27B033

Dali

- F023H27D001
- F023H27D006
- F023H27D012
- F023H27D018
- F023H27D030
- F023H27D033

3000K

Non Dimmable

- F023H37A001
- F023H37A006
- F023H37A012
- F023H37A018
- F023H37A030
- F023H37A033

1-10V

- F023H37B001
- F023H37B006
- F023H37B012
- F023H37B018
- F023H37B030
- F023H37B033

Dali

- F023H37D001
- F023H37D006
- F023H37D012
- F023H37D018
- F023H37D030
- F023H37D033

4000K

Non Dimmable

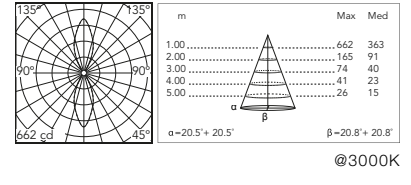
- F023H47A001
- F023H47A006
- F023H47A012
- F023H47A018
- F023H47A030
- F023H47A033

1-10V

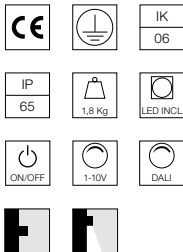
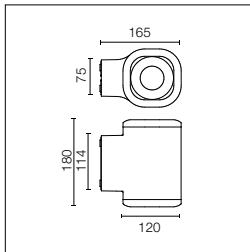
- F023H47B001
- F023H47B006
- F023H47B012
- F023H47B018
- F023H47B030
- F023H47B033

Dali

- F023H47D001
- F023H47D006
- F023H47D012
- F023H47D018
- F023H47D030
- F023H47D033



Pointbreak Wall 2 Down



Sorgente luminosa a LED inclusa. Alimentazione elettrica 220-240V ON/OFF e dimmerabile 1-10V o DALI integrata. Dotato di doppio passacavo per collegamento entra-escei.
A richiesta versione monoemissione verso l'alto/Up.

LED light source included. Integrated 220-240V ON/OFF and 1-10V/DALI dimmable electrical power. Equipped with double cable gland for inlet and outlet connection.
Upwards, single emission version, available upon request.

2200K disponibile su richiesta.

2200K available on request.

Optic Spot

Power Led: 17W - 1890 lm ≠ FIXT 1108 lm - 2700K/CRI>80 - 220-240V / 17W - 1960 lm ≠ FIXT 1149 lm - 3000K/CRI>80 - 220-240V / 17W - 2030 lm ≠ FIXT 1190 lm - 4000/CRI>80 - 220-240V

2700K

Non Dimmable

- F023J21A001
- F023J21A006
- F023J21A012
- F023J21A018
- F023J21A030
- F023J21A033
- 1-10V
- F023J21B001
- F023J21B006
- F023J21B012
- F023J21B018
- F023J21B030
- F023J21B033
- Dali
- F023J21D001
- F023J21D006
- F023J21D012
- F023J21D018
- F023J21D030
- F023J21D033

3000K

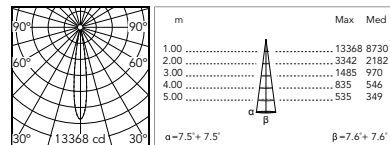
Non Dimmable

- F023J31A001
- F023J31A006
- F023J31A012
- F023J31A018
- F023J31A030
- F023J31A033
- 1-10V
- F023J31B001
- F023J31B006
- F023J31B012
- F023J31B018
- F023J31B030
- F023J31B033
- Dali
- F023J31D001
- F023J31D006
- F023J31D012
- F023J31D018
- F023J31D030
- F023J31D033

4000K

Non Dimmable

- F023J41A001
- F023J41A006
- F023J41A012
- F023J41A018
- F023J41A030
- F023J41A033
- 1-10V
- F023J41B001
- F023J41B006
- F023J41B012
- F023J41B018
- F023J41B030
- F023J41B033
- Dali
- F023J41D001
- F023J41D006
- F023J41D012
- F023J41D018
- F023J41D030
- F023J41D033



@3000K

Optic Medium

Power Led: 17W - 1890 lm ≠ FIXT 1215 lm - 2700K/CRI>80 - 220-240V / 17W - 1960 lm ≠ FIXT 1260 lm - 3000K/CRI>80 - 220-240V / 17W - 2030 lm ≠ FIXT 1305 lm - 4000/CRI>80 - 220-240V

2700K

Non Dimmable

- F023J22A001
- F023J22A006
- F023J22A012
- F023J22A018
- F023J22A030
- F023J22A033
- 1-10V
- F023J22B001
- F023J22B006
- F023J22B012
- F023J22B018
- F023J22B030
- F023J22B033
- Dali
- F023J22D001
- F023J22D006
- F023J22D012
- F023J22D018
- F023J22D030
- F023J22D033

3000K

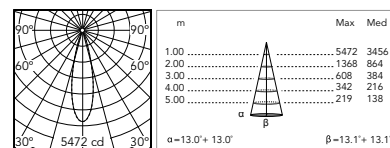
Non Dimmable

- F023J32A001
- F023J32A006
- F023J32A012
- F023J32A018
- F023J32A030
- F023J32A033
- 1-10V
- F023J32B001
- F023J32B006
- F023J32B012
- F023J32B018
- F023J32B030
- F023J32B033
- Dali
- F023J32D001
- F023J32D006
- F023J32D012
- F023J32D018
- F023J32D030
- F023J32D033

4000K

Non Dimmable

- F023J42A001
- F023J42A006
- F023J42A012
- F023J42A018
- F023J42A030
- F023J42A033
- 1-10V
- F023J42B001
- F023J42B006
- F023J42B012
- F023J42B018
- F023J42B030
- F023J42B033
- Dali
- F023J42D001
- F023J42D006
- F023J42D012
- F023J42D018
- F023J42D030
- F023J42D033



@3000K

* Dati tecnici preliminari. / Preliminary technical specs.

Optic Flood

Power Led: 17W - 1890 lm ≠ FIXT 1222 lm - 2700K/CRI>80 - 220-240V / 17W - 1960 lm ≠ FIXT 1267 lm - 3000K/CRI>80 - 220-240V / 17W - 2030 lm ≠ FIXT 1311 lm - 4000/CRI>80 - 220-240V

2700K

Non Dimmable

- F023J23A001
- F023J23A006
- F023J23A012
- F023J23A018
- F023J23A030
- F023J23A033

1-10V

- F023J23B001
- F023J23B006
- F023J23B012
- F023J23B018
- F023J23B030
- F023J23B033

Dali

- F023J23D001
- F023J23D006
- F023J23D012
- F023J23D018
- F023J23D030
- F023J23D033

3000K

Non Dimmable

- F023J33A001
- F023J33A006
- F023J33A012
- F023J33A018
- F023J33A030
- F023J33A033

1-10V

- F023J33B001
- F023J33B006
- F023J33B012
- F023J33B018
- F023J33B030
- F023J33B033

Dali

- F023J33D001
- F023J33D006
- F023J33D012
- F023J33D018
- F023J33D030
- F023J33D033

4000K

Non Dimmable

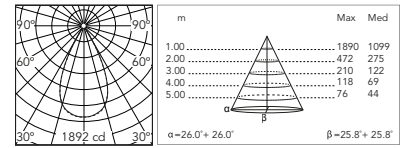
- F023J43A001
- F023J43A006
- F023J43A012
- F023J43A018
- F023J43A030
- F023J43A033

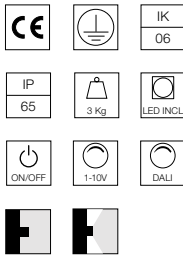
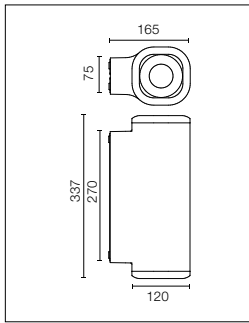
1-10V

- F023J43B001
- F023J43B006
- F023J43B012
- F023J43B018
- F023J43B030
- F023J43B033

Dali

- F023J43D001
- F023J43D006
- F023J43D012
- F023J43D018
- F023J43D030
- F023J43D033





Sorgente luminosa a LED inclusa. Alimentazione elettrica 220-240V ON/OFF e dimmerabile 1-10V o DALI integrata. Dotato di doppio passacavo per collegamento entra-escei.
A richiesta versione monoemissione verso l'alto o monoemissione verso il basso.

LED light source included. Integrated 220-240V ON/OFF and 1-10V/DALI dimmable electrical power. Equipped with double cable gland for inlet and outlet connection.
Upon request: Single upwards emission or single downwards emission.

2200K disponibile su richiesta.

2200K available on request.

Optic Spot

Power Led: 32W - 2x1890 lm ≠ FIXT 2x1108 lm - 2700K/CRI>80 - 220-240V / 32W - 2x1960 lm ≠ FIXT 2x1149 lm - 3000K/CRI>80 - 220-240V / 32W - 2x2030 lm ≠ FIXT 2x1190 lm - 4000/CRI>80 - 220-240V

2700K

Non Dimmable

- F023J25A001
- F023J25A006
- F023J25A012
- F023J25A018
- F023J25A030
- F023J25A033
- 1-10V
- F023J25B001
- F023J25B006
- F023J25B012
- F023J25B018
- F023J25B030
- F023J25B033
- Dali
- F023J25D001
- F023J25D006
- F023J25D012
- F023J25D018
- F023J25D030
- F023J25D033

3000K

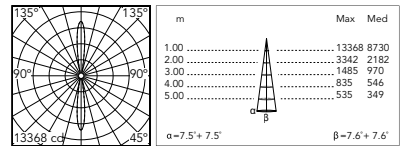
Non Dimmable

- F023J35A001
- F023J35A006
- F023J35A012
- F023J35A018
- F023J35A030
- F023J35A033
- 1-10V
- F023J35B001
- F023J35B006
- F023J35B012
- F023J35B018
- F023J35B030
- F023J35B033
- Dali
- F023J35D001
- F023J35D006
- F023J35D012
- F023J35D018
- F023J35D030
- F023J35D033

4000K

Non Dimmable

- F023J45A001
- F023J45A006
- F023J45A012
- F023J45A018
- F023J45A030
- F023J45A033
- 1-10V
- F023J45B001
- F023J45B006
- F023J45B012
- F023J45B018
- F023J45B030
- F023J45B033
- Dali
- F023J45D001
- F023J45D006
- F023J45D012
- F023J45D018
- F023J45D030
- F023J45D033



@3000K

Optic Medium

Power Led: 32W - 2x1890 lm ≠ FIXT 2x1215 lm - 2700K/CRI>80 - 220-240V / 32W - 2x1960 lm ≠ FIXT 2x1260 lm - 3000K/CRI>80 - 220-240V / 32W - 2x2030 lm ≠ FIXT 2x1305 lm - 4000/CRI>80 - 220-240V

2700K

Non Dimmable

- F023J26A001
- F023J26A006
- F023J26A012
- F023J26A018
- F023J26A030
- F023J26A033
- 1-10V
- F023J26B001
- F023J26B006
- F023J26B012
- F023J26B018
- F023J26B030
- F023J26B033
- Dali
- F023J26D001
- F023J26D006
- F023J26D012
- F023J26D018
- F023J26D030
- F023J26D033

3000K

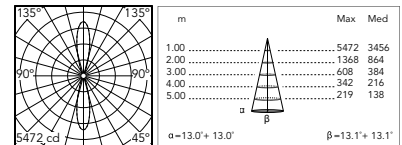
Non Dimmable

- F023J36A001
- F023J36A006
- F023J36A012
- F023J36A018
- F023J36A030
- F023J36A033
- 1-10V
- F023J36B001
- F023J36B006
- F023J36B012
- F023J36B018
- F023J36B030
- F023J36B033
- Dali
- F023J36D001
- F023J36D006
- F023J36D012
- F023J36D018
- F023J36D030
- F023J36D033

4000K

Non Dimmable

- F023J46A001
- F023J46A006
- F023J46A012
- F023J46A018
- F023J46A030
- F023J46A033
- 1-10V
- F023J46B001
- F023J46B006
- F023J46B012
- F023J46B018
- F023J46B030
- F023J46B033
- Dali
- F023J46D001
- F023J46D006
- F023J46D012
- F023J46D018
- F023J46D030
- F023J46D033



@3000K

* Dati tecnici preliminari. / Preliminary technical specs.

Optic Flood

Power Led: 32W - 2x1890 lm ≠ FIXT 2x1222 lm - 2700K/CRI>80 - 220-240V / 32W - 2x1960 lm ≠ FIXT 2x1267 lm - 3000K/CRI>80 - 220-240V / 32W - 2x2030 lm ≠ FIXT 2x1311 lm - 4000K/CRI>80 - 220-240V

2700K

Non Dimmable

- F023J27A001
- F023J27A006
- F023J27A012
- F023J27A018
- F023J27A030
- F023J27A033

1-10V

- F023J27B001
- F023J27B006
- F023J27B012
- F023J27B018
- F023J27B030
- F023J27B033

Dali

- F023J27D001
- F023J27D006
- F023J27D012
- F023J27D018
- F023J27D030
- F023J27D033

3000K

Non Dimmable

- F023J37A001
- F023J37A006
- F023J37A012
- F023J37A018
- F023J37A030
- F023J37A033

1-10V

- F023J37B001
- F023J37B006
- F023J37B012
- F023J37B018
- F023J37B030
- F023J37B033

Dali

- F023J37D001
- F023J37D006
- F023J37D012
- F023J37D018
- F023J37D030
- F023J37D033

4000K

Non Dimmable

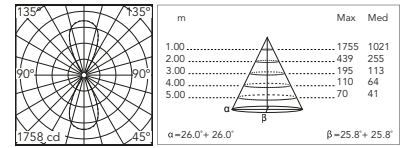
- F023J47A001
- F023J47A006
- F023J47A012
- F023J47A018
- F023J47A030
- F023J47A033

1-10V

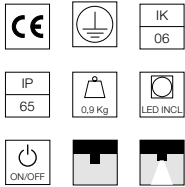
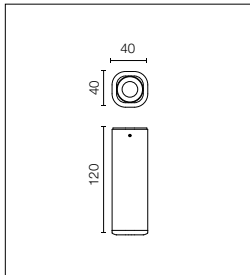
- F023J47B001
- F023J47B006
- F023J47B012
- F023J47B018
- F023J47B030
- F023J47B033

Dali

- F023J47D001
- F023J47D006
- F023J47D012
- F023J47D018
- F023J47D030
- F023J47D033



Pointbreak Ceiling 0



Sorgente luminosa a LED inclusa. Alimentazione elettrica 220-240V ON/OFF integrata. Dotato di passacavo IP65 in gomma e morsetti a 2 poli a connessione rapida.

LED light source included. Integrated 220-240V ON/OFF electrical power. Equipped with IP65 rubber grommet and 2-pole quick-connect terminals.

2200K disponibile su richiesta.

2200K available on request.

Optic Spot

Power LED: 2,1W - 139 lm ≠ *FIXT 101 lm - 2700K/CRI>80 - 220-240V / 2,1W - 149 lm ≠ *FIXT 104 lm - 3000K/CRI>80 - 220-240V / 2,1W - 154 lm ≠ *FIXT 108 lm - 4000/CRI>80 - 220-240V
*FIXT lm = Spot Optic

2700K

Non Dimmable

- F023K21A001
- F023K21A006
- F023K21A012
- F023K21A018
- F023K21A030
- F023K21A033

3000K

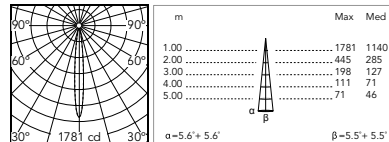
Non Dimmable

- F023K31A001
- F023K31A006
- F023K31A012
- F023K31A018
- F023K31A030
- F023K31A033

4000K

Non Dimmable

- F023K41A001
- F023K41A006
- F023K41A012
- F023K41A018
- F023K41A030
- F023K41A033



@3000K

Optic Medium

Power LED: 2,1W - 139 lm ≠ *FIXT 102 lm - 2700K/CRI>80 - 220-240V / 2,1W - 149 lm ≠ *FIXT 106 lm - 3000K/CRI>80 - 220-240V / 2,1W - 154 lm ≠ *FIXT 110 lm - 4000/CRI>80 - 220-240V
*FIXT lm = Spot Optic

2700K

Non Dimmable

- F023K22A001
- F023K22A006
- F023K22A012
- F023K22A018
- F023K22A030
- F023K22A033

3000K

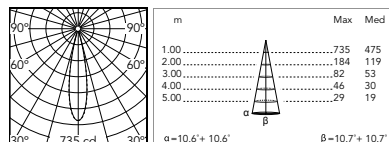
Non Dimmable

- F023K32A001
- F023K32A006
- F023K32A012
- F023K32A018
- F023K32A030
- F023K32A033

4000K

Non Dimmable

- F023K42A001
- F023K42A006
- F023K42A012
- F023K42A018
- F023K42A030
- F023K42A033



@3000K

Optic Flood

Power LED: 2,1W - 139 lm ≠ *FIXT 101 lm - 2700K/CRI>80 - 220-240V / 2,1W - 149 lm ≠ *FIXT 104 lm - 3000K/CRI>80 - 220-240V / 2,1W - 154 lm ≠ *FIXT 108 lm - 4000/CRI>80 - 220-240V
*FIXT lm = Spot Optic

2700K

Non Dimmable

- F023K23A001
- F023K23A006
- F023K23A012
- F023K23A018
- F023K23A030
- F023K23A033

3000K

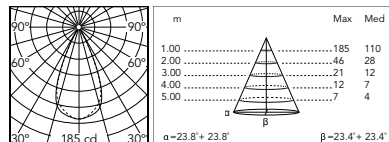
Non Dimmable

- F023K33A001
- F023K33A006
- F023K33A012
- F023K33A018
- F023K33A030
- F023K33A033

4000K

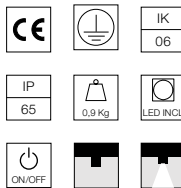
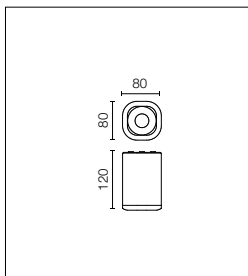
Non Dimmable

- F023K43A001
- F023K43A006
- F023K43A012
- F023K43A018
- F023K43A030
- F023K43A033



@3000K

* Dati tecnici preliminari. / Preliminary technical specs.



Sorgente luminosa a LED inclusa. Alimentazione elettrica 220-240V ON/OFF integrata. Dotato di doppio passacavo per collegamento entra-esce.

LED light source included. Integrated 220-240V ON/OFF electrical power. Equipped with double cable gland for inlet and outlet connection.

Optic Spot

Power LED: 5,5W - 543 lm ≠ FIXT 319 lm - 2700K/CRI>80 - 220-240V / 5,5W - 570 lm ≠ FIXT 335 lm - 3000K/CRI>80 - 220-240V / 5,5W - 597 lm ≠ FIXT 367 lm - 4000/CRI>80 - 220-240V

2700K

Non Dimmable

- F023L21A001
- F023L21A006
- F023L21A012
- F023L21A018
- F023L21A030
- F023L21A033

3000K

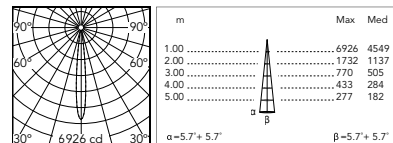
Non Dimmable

- F023L31A001
- F023L31A006
- F023L31A012
- F023L31A018
- F023L31A030
- F023L31A033

4000K

Non Dimmable

- F023L41A001
- F023L41A006
- F023L41A012
- F023L41A018
- F023L41A030
- F023L41A033



@3000K

Optic Medium

Power LED: 5,5W - 543 lm ≠ FIXT 350 lm - 2700K/CRI>80 - 220-240V / 5,5W - 570 lm ≠ FIXT 367 lm - 3000K/CRI>80 - 220-240V / 5,5W - 597 lm ≠ FIXT 402 lm - 4000/CRI>80 - 220-240V

2700K

Non Dimmable

- F023L22A001
- F023L22A006
- F023L22A012
- F023L22A018
- F023L22A030
- F023L22A033

3000K

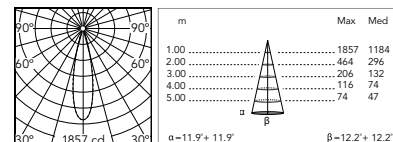
Non Dimmable

- F023L32A001
- F023L32A006
- F023L32A012
- F023L32A018
- F023L32A030
- F023L32A033

4000K

Non Dimmable

- F023L42A001
- F023L42A006
- F023L42A012
- F023L42A018
- F023L42A030
- F023L42A033



@3000K

Optic Flood

Power LED: 5,5W - 543 lm ≠ FIXT 311 lm - 2700K/CRI>80 - 220-240V / 5,5W - 570 lm ≠ FIXT 325 lm - 3000K/CRI>80 - 220-240V / 5,5W - 597 lm ≠ FIXT 356 lm - 4000/CRI>80 - 220-240V

2700K

Non Dimmable

- F023L23A001
- F023L23A006
- F023L23A012
- F023L23A018
- F023L23A030
- F023L23A033

3000K

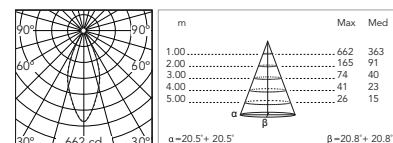
Non Dimmable

- F023L33A001
- F023L33A006
- F023L33A012
- F023L33A018
- F023L33A030
- F023L33A033

4000K

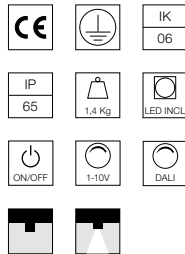
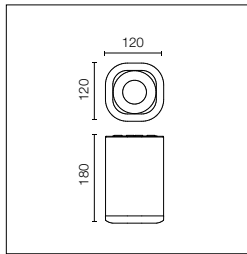
Non Dimmable

- F023L43A001
- F023L43A006
- F023L43A012
- F023L43A018
- F023L43A030
- F023L43A033



@3000K

* Dati tecnici preliminari. / Preliminary technical specs.



Sorgente luminosa a LED inclusa. Alimentazione elettrica 220-240V ON/OFF e dimmerabile 1-10V o DALI integrata. Dotato di doppio passacavo per collegamento entra-esce.

LED light source included. Integrated 220-240V ON/OFF and 1-10V/DALI dimmable electrical power. Equipped with double cable gland for inlet and outlet connection.

2200K disponibile su richiesta.

2200K available on request.

Optic Spot

Power Led: 17W - 1890 lm ≠ FIXT 1108 lm - 2700K/CRI>80 - 220-240V / 17W - 1960 lm ≠ FIXT 1149 lm - 3000K/CRI>80 - 220-240V / 17W - 2030 lm ≠ FIXT 1190 lm - 4000/CRI>80 - 220-240V

2700K

Non Dimmable

- F023M21A001
- F023M21A006
- F023M21A012
- F023M21A018
- F023M21A030
- F023M21A033
- 1-10V
- F023M21B001
- F023M21B006
- F023M21B012
- F023M21B018
- F023M21B030
- F023M21B033
- Dali
- F023M21D001
- F023M21D006
- F023M21D012
- F023M21D018
- F023M21D030
- F023M21D033

3000K

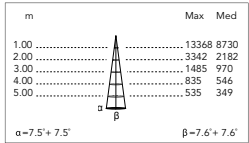
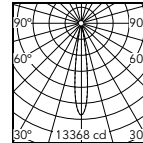
Non Dimmable

- F023M31A001
- F023M31A006
- F023M31A012
- F023M31A018
- F023M31A030
- F023M31A033
- 1-10V
- F023M31B001
- F023M31B006
- F023M31B012
- F023M31B018
- F023M31B030
- F023M31B033
- Dali
- F023M31D001
- F023M31D006
- F023M31D012
- F023M31D018
- F023M31D030
- F023M31D033

4000K

Non Dimmable

- F023M41A001
- F023M41A006
- F023M41A012
- F023M41A018
- F023M41A030
- F023M41A033
- 1-10V
- F023M41B001
- F023M41B006
- F023M41B012
- F023M41B018
- F023M41B030
- F023M41B033
- Dali
- F023M41D001
- F023M41D006
- F023M41D012
- F023M41D018
- F023M41D030
- F023M41D033



@3000K

Optic Medium

Power Led: 17W - 1890 lm ≠ FIXT 1215 lm - 2700K/CRI>80 - 220-240V / 17W - 1960 lm ≠ FIXT 1260 - 3000K/CRI>80 - 220-240V / 17W - 2030 lm ≠ FIXT 1305 lm - 4000/CRI>80 - 220-240V

2700K

Non Dimmable

- F023M22A001
- F023M22A006
- F023M22A012
- F023M22A018
- F023M22A030
- F023M22A033
- 1-10V
- F023M22B001
- F023M22B006
- F023M22B012
- F023M22B018
- F023M22B030
- F023M22B033
- Dali
- F023M22D001
- F023M22D006
- F023M22D012
- F023M22D018
- F023M22D030
- F023M22D033

3000K

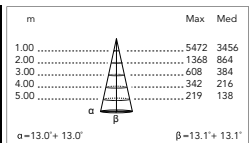
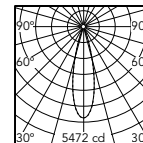
Non Dimmable

- F023M32A001
- F023M32A006
- F023M32A012
- F023M32A018
- F023M32A030
- F023M32A033
- 1-10V
- F023M32B001
- F023M32B006
- F023M32B012
- F023M32B018
- F023M32B030
- F023M32B033
- Dali
- F023M32D001
- F023M32D006
- F023M32D012
- F023M32D018
- F023M32D030
- F023M32D033

4000K

Non Dimmable

- F023M42A001
- F023M42A006
- F023M42A012
- F023M42A018
- F023M42A030
- F023M42A033
- 1-10V
- F023M42B001
- F023M42B006
- F023M42B012
- F023M42B018
- F023M42B030
- F023M42B033
- Dali
- F023M42D001
- F023M42D006
- F023M42D012
- F023M42D018
- F023M42D030
- F023M42D033



@3000K

* Dati tecnici preliminari. / Preliminary technical specs.

Optic Flood

Power Led: 17W - 1890 lm ≠ FIXT 1222 lm - 2700K/CRI>80 - 220-240V / 17W - 1960 lm ≠ FIXT 1267 lm - 3000K/CRI>80 - 220-240V /
17W - 2030 lm ≠ FIXT 1311 lm - 4000/CRI>80 - 220-240V

2700K

Non Dimmable

- F023M23A001
- F023M23A006
- F023M23A012
- F023M23A018
- F023M23A030
- F023M23A033

1-10V

- F023M23B001
- F023M23B006
- F023M23B012
- F023M23B018
- F023M23B030
- F023M23B033

Dali

- F023M23D001
- F023M23D006
- F023M23D012
- F023M23D018
- F023M23D030
- F023M23D033

3000K

Non Dimmable

- F023M33A001
- F023M33A006
- F023M33A012
- F023M33A018
- F023M33A030
- F023M33A033

1-10V

- F023M33B001
- F023M33B006
- F023M33B012
- F023M33B018
- F023M33B030
- F023M33B033

Dali

- F023M33D001
- F023M33D006
- F023M33D012
- F023M33D018
- F023M33D030
- F023M33D033

4000K

Non Dimmable

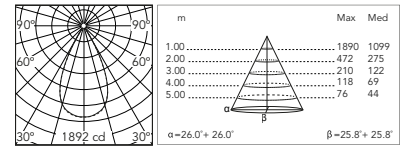
- F023M43A001
- F023M43A006
- F023M43A012
- F023M43A018
- F023M43A030
- F023M43A033

1-10V

- F023M43B001
- F023M43B006
- F023M43B012
- F023M43B018
- F023M43B030
- F023M43B033

Dali

- F023M43D001
- F023M43D006
- F023M43D012
- F023M43D018
- F023M43D030
- F023M43D033



In Vitro

Designed by Philippe Starck





In Vitro Unplugged



In Vitro Bollard



In Vitro Suspension

Famiglia / Family

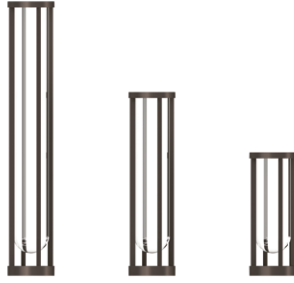
In Vitro Unplugged



Led Edge Lighting

2,5W
115 lm - 2700K/CRI 80
124 lm - 3000K/CRI 80

In Vitro Bollard



Led Edge Lighting

11W
667 lm - 2700K/CRI 80
714 lm - 3000K/CRI 80

In Vitro Wall



Led Edge Lighting

11W
667 lm - 2700K/CRI 80
714 lm - 3000K/CRI 80

In Vitro Ceiling



Led Edge Lighting

13W
799 lm - 2700K/CRI 80
855 lm - 3000K/CRI 80

In Vitro Suspension



Led Edge Lighting

13W
799 lm - 2700K/CRI 80
855 lm - 3000K/CRI 80

In Vitro Rod




Led Edge Lighting

13W
799 lm - 2700K/CRI 80
855 lm - 3000K/CRI 80

Colori / Colours



01 White



12 Forest Green



13 Pale Green



18 Deep Brown



25 Terracotta



30 Black



33 Anthracite

Descrizione / Description

Apparecchi di illuminazione per installazione a terra, parete, plafone, sospensione e lampada portatile, a luce diffusa per uso esterno.

Diffusore opalino integrato nella testa e vetro estetico di protezione esterno in borosilicato trasparente.

Le parti strutturali dell'apparecchio sono realizzate in alluminio pressofuso ed estruso trattato con procedimento di conversione chimica al fine di una efficiente resistenza agli agenti atmosferici. Il corpo è verniciato a polvere e disponibile in varie finiture.

Sorgente luminosa a LED integrata con tecnologia ottica Edge Lighting per garantire una perfetta uniformità luminosa. Driver integrato nel corpo dell'apparecchio disponibile per controllo ON/OFF e dimmerabile.

La versione bollard è fornita con un connettore stagno per il collegamento alla rete elettrica. L'apparecchio è installabile su qualsiasi pavimento per mezzo di tasselli da scegliersi a cura dell'installatore in funzione della tipologia di superficie. Disponibile come accessorio da ordinare separatamente la cassaforma per l'installazione su una pavimentazione da gettare con plinto di cemento.

La versione unplugged è dotata di pratica maniglia colorata in silicone e facilmente ricaricabile tramite cavo Micro USB-C di 120 cm di lunghezza. Il driver dimmerabile è alloggiato nel corpo dell'apparecchio con sistema touch-dimm integrato accessibile tramite sensore ottico posizionato sulla testa. Attraverso un semplice tocco è possibile regolare l'intensità luminosa della lampada in 4 step di dimmerazione, garantendo un'emissione continua fino a 6 ore.

Luminaires for floor, wall and suspended installation, and portable luminaire, with diffused light for outdoor use.

Opalescent diffuser integrated in the head and external transparent borosilicate safety glass.

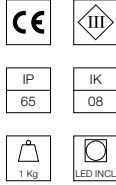
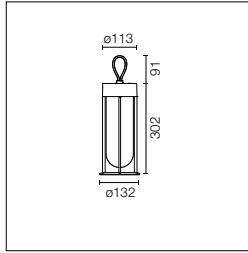
The structural parts of the luminaire are made of extruded die-cast aluminum, treated with a chemical conversion procedure to ensure effective resistance to atmospheric conditions. The body is powder coated and comes in various finishes.

Integrated LED light source with Edge Lighting optical technology to ensure perfect light uniformity. Driver integrated in the luminaire body available for ON/OFF and dimmable control.

Bollard version comes with a watertight plug for power supply connection. The luminaire may be installed on any type of flooring using anchors, to be selected by the installer depending on the type of surface. Accessory box for installation on flooring to be concreted sold separately.

Unplugged version is equipped with a practical, colored silicone handle and is easily recharged with a 120cm long Micro USB-C cable. Dimmable driver in the body of the luminaire with an integrated touch-dim system, accessible through an optical switch sensor located on the head. With a simple touch, light intensity can be adjusted through a 4-step dimming function, ensuring a continuous emission for up to 6 hours.

In Vitro Unplugged



Versione portatile dotata di maniglia per il trasporto. Driver Dimmerabile 5/100÷240V/50-60Hz integrato nel corpo dell'apparecchio con sensore ottico touch sulla testa con regolazione dell'intensità luminosa in 4 step di dimmerazione: 100%-50%-3%-OFF. Ricaricabile tramite cavo Micro USB-C di 120 cm di lunghezza che garantisce un'emissione continua fino a 6 ore. Caricatore con prese intercambiabili EUR, UK, USA.

Portable version equipped with a carrying handle. Adjustable driver 5/100÷240V/50-60Hz integrated in the body of the luminaire with optical switch sensor on the head and with a 4-step dimming function: 100%-50%-3%-OFF. Rechargeable with a 120cm long Micro USB-C cable ensuring continuous emission for up to 6 hours. Charger with interchangeable EUR, UK and USA plugs.

Led Edge Lighting: 2,5W - 182 lm ≠ FIXT 115 lm - 2700K/CRI 90 - 100-240V/V5 / 2,5W - 195 lm ≠ FIXT 124 lm - 3000K/CRI 90 - 100-240V/V5

2700K

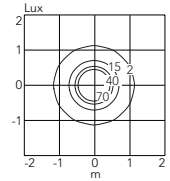
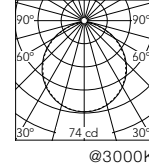
Touch Dimm

- F018E21K001
- F018E21K012
- F018E21K013
- F018E21K018
- F018E21K025
- F018E21K030
- F018E21K033

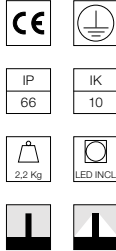
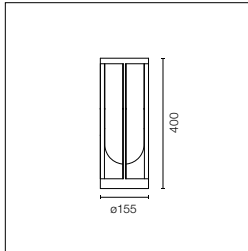
3000K

Touch Dimm

- F018E31K001
- F018E31K012
- F018E31K013
- F018E31K018
- F018E31K025
- F018E31K030
- F018E31K033



In Vitro Bollard 1



Alimentazione elettrica ON/OFF o dimmerabile 220-240V integrata. L'apparecchio è fornito con un connettore stagno per il collegamento alla rete elettrica. L'apparecchio è installabile su qualsiasi pavimento per mezzo di tasselli. Cassaforma per l'installazione su pavimentazione da gettare con plinto di cemento da ordinare separatamente.

Integrated 220-240V ON/OFF or dimmable electrical power. The unit comes with a watertight plug for connection to the electrical network. The device may be installed on any flooring with anchors. Box for installation on flooring laid over concrete sold separately.

Led Edge Lighting: 11W - 1150 lm ≠ FIXT 667 lm - 2700K/CRI 80 - 220-240V / 11W - 1230 lm ≠ FIXT 714 lm - 3000K/CRI 80 - 220-240V

2700K

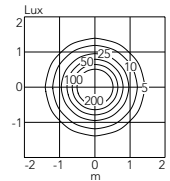
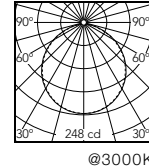
Non Dimmable

- F018A21A001
- F018A21A012
- F018A21A013
- F018A21A018
- F018A21A025
- F018A21A030
- F018A21A033
- 1-10V
- F018A21B001
- F018A21B012
- F018A21B013
- F018A21B018
- F018A21B025
- F018A21B030
- F018A21B033
- Dali
- F018A21D001
- F018A21D012
- F018A21D013
- F018A21D018
- F018A21D025
- F018A21D030
- F018A21D033

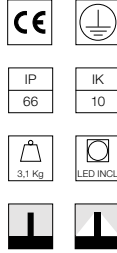
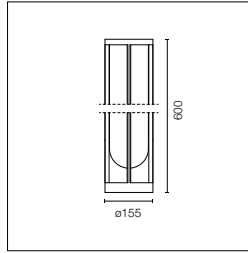
3000K

Non Dimmable

- F018A31A001
- F018A31A012
- F018A31A013
- F018A31A018
- F018A31A025
- F018A31A030
- F018A31A033
- 1-10V
- F018A31B001
- F018A31B012
- F018A31B013
- F018A31B018
- F018A31B025
- F018A31B030
- F018A31B033
- Dali
- F018A31D001
- F018A31D012
- F018A31D013
- F018A31D018
- F018A31D025
- F018A31D030
- F018A31D033



In Vitro Bollard 2



Alimentazione elettrica ON/OFF o dimmerabile 220-240V integrata. L'apparecchio è fornito con un connettore stagno per il collegamento alla rete elettrica. L'apparecchio è installabile su qualsiasi pavimento per mezzo di tasselli. Cassaforma per l'installazione su pavimentazione da gettare con plinto di cemento da ordinare separatamente.

Integrated 220–240V ON/OFF or dimmable electrical power. The unit comes with a watertight plug for connection to the electrical network. The device may be installed on any flooring with anchors. Box for installation on flooring laid over concrete sold separately.

Led Edge Lighting: 11W - 1150 lm ≠ FIXT 667 lm - 2700K/CRI 80 - 220-240V / 11W - 1230 lm ≠ FIXT 714 lm - 3000K/CRI 80 - 220-240V

2700K

Non Dimmable

- F018A22A001
- F018A22A012
- F018A22A013
- F018A22A018
- F018A22A025
- F018A22A030
- F018A22A033

1-10V

- F018A22B001
- F018A22B012
- F018A22B013
- F018A22B018
- F018A22B025
- F018A22B030
- F018A22B033

Dali

- F018A22D001
- F018A22D012
- F018A22D013
- F018A22D018
- F018A22D025
- F018A22D030
- F018A22D033

3000K

Non Dimmable

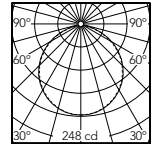
- F018A32A001
- F018A32A012
- F018A32A013
- F018A32A018
- F018A32A025
- F018A32A030
- F018A32A033

1-10V

- F018A32B001
- F018A32B012
- F018A32B013
- F018A32B018
- F018A32B025
- F018A32B030
- F018A32B033

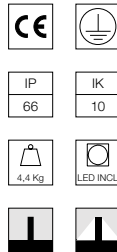
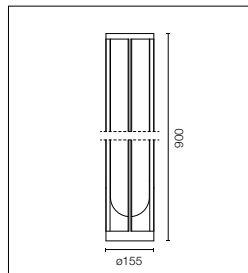
Dali

- F018A32D001
- F018A32D012
- F018A32D013
- F018A32D018
- F018A32D025
- F018A32D030
- F018A32D033



@3000K

In Vitro Bollard 3



Alimentazione elettrica ON/OFF o dimmerabile 220-240V integrata. L'apparecchio è fornito con un connettore stagno per il collegamento alla rete elettrica. L'apparecchio è installabile su qualsiasi pavimento per mezzo di tasselli. Cassaforma per l'installazione su pavimentazione da gettare con plinto di cemento da ordinare separatamente.

Integrated 220–240V ON/OFF or dimmable electrical power. The unit comes with a watertight plug for connection to the electrical network. The device may be installed on any flooring with anchors. Box for installation on flooring laid over concrete sold separately.

Led Edge Lighting: 11W - 1150 lm ≠ FIXT 667 lm - 2700K/CRI 80 - 220-240V / 11W - 1230 lm ≠ FIXT 714 lm - 3000K/CRI 80 - 220-240V

2700K

Non Dimmable

- F018A23A001
- F018A23A012
- F018A23A013
- F018A23A018
- F018A23A025
- F018A23A030
- F018A23A033

1-10V

- F018A23B001
- F018A23B012
- F018A23B013
- F018A23B018
- F018A23B025
- F018A23B030
- F018A23B033

Dali

- F018A23D001
- F018A23D012
- F018A23D013
- F018A23D018
- F018A23D025
- F018A23D030
- F018A23D033

3000K

Non Dimmable

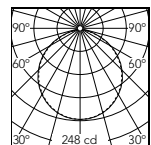
- F018A33A001
- F018A33A012
- F018A33A013
- F018A33A018
- F018A33A025
- F018A33A030
- F018A33A033

1-10V

- F018A33B001
- F018A33B012
- F018A33B013
- F018A33B018
- F018A33B025
- F018A33B030
- F018A33B033

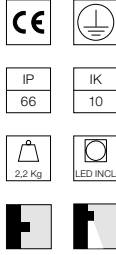
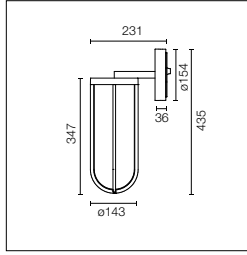
Dali

- F018A33D001
- F018A33D012
- F018A33D013
- F018A33D018
- F018A33D025
- F018A33D030
- F018A33D033



@3000K

In Vitro Wall



Attacco a parete. Sorgente luminosa inclusa. Alimentazione elettrica ON/OFF o dimmerabile 220-240V integrata.

Wall mount. Light source included. Integrated 220-240V ON/OFF or dimmable electrical power.

Led Edge Lighting: 11W - 1150 lm ≠ FIXT 667 lm - 2700K/CRI 80 - 220-240V / 11W - 1230 lm ≠ FIXT 714 lm - 3000K/CRI 80 - 220-240V

2700K

Non Dimmable

- F018B22A001
- F018B22A012
- F018B22A013
- F018B22A018
- F018B22A025
- F018B22A030
- F018B22A033

1-10V

- F018B22B001
- F018B22B012
- F018B22B013
- F018B22B018
- F018B22B025
- F018B22B030
- F018B22B033

Dali

- F018B22D001
- F018B22D012
- F018B22D013
- F018B22D018
- F018B22D025
- F018B22D030
- F018B22D033

3000K

Non Dimmable

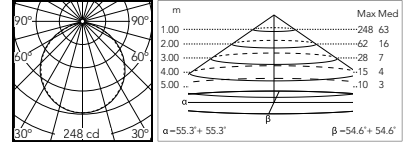
- F018B32A001
- F018B32A012
- F018B32A013
- F018B32A018
- F018B32A025
- F018B32A030
- F018B32A033

1-10V

- F018B32B001
- F018B32B012
- F018B32B013
- F018B32B018
- F018B32B025
- F018B32B030
- F018B32B033

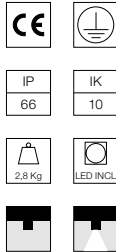
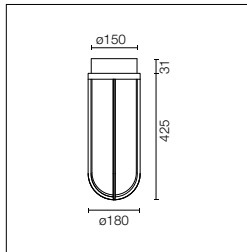
Dali

- F018B32D001
- F018B32D012
- F018B32D013
- F018B32D018
- F018B32D025
- F018B32D030
- F018B32D033



@3000K

In Vitro Ceiling



Sorgente luminosa inclusa. Attacco a soffitto. Alimentazione elettrica ON/OFF o dimmerabile 220-240V inclusa.

Light source included. Ceiling mount. Integrated 220-240V ON/OFF or dimmable electrical power.

Led Edge Lighting: 13W - 1378 lm ≠ FIXT 799 lm - 2700K/CRI 80 - 220-240V / 13W - 1474 lm ≠ FIXT 855 lm - 3000K/CRI 80 - 220-240V

2700K

Non Dimmable

- F018C25A001
- F018C25A012
- F018C25A013
- F018C25A018
- F018C25A025
- F018C25A030
- F018C25A033

1-10V

- F018C25B001
- F018C25B012
- F018C25B013
- F018C25B018
- F018C25B025
- F018C25B030
- F018C25B033

Dali

- F018C25D001
- F018C25D012
- F018C25D013
- F018C25D018
- F018C25D025
- F018C25D030
- F018C25D033

3000K

Non Dimmable

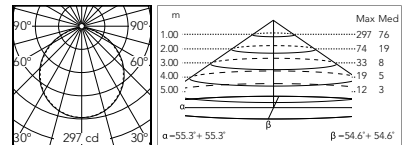
- F018C35A001
- F018C35A012
- F018C35A013
- F018C35A018
- F018C35A025
- F018C35A030
- F018C35A033

1-10V

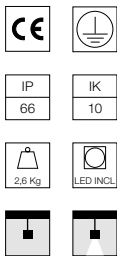
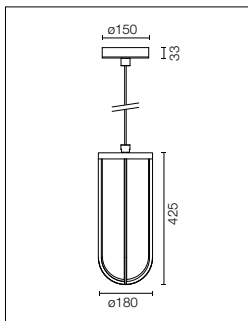
- F018C35B001
- F018C35B012
- F018C35B013
- F018C35B018
- F018C35B025
- F018C35B030
- F018C35B033

Dali

- F018C35D001
- F018C35D012
- F018C35D013
- F018C35D018
- F018C35D025
- F018C35D030
- F018C35D033



@3000K



Installazione a sospensione. Sorgente luminosa inclusa. Alimentazione elettrica ON/OFF o dimmerabile 220-240V integrata all'interno di base a soffitto dedicata. Lunghezza cavo a sospensione 1000 mm.

Hanging version. Light source included. 220-240V ON/OFF or dimmable electrical power integrated within the dedicated ceiling attachment. Hanging cable length 1000 mm.

Led Edge Lighting: 13W - 1378 lm ≠ FIXT 799 lm - 2700K/CRI 80 - 220-240V / 13W - 1474 lm ≠ FIXT 855 lm - 3000K/CRI 80 - 220-240V

2700K

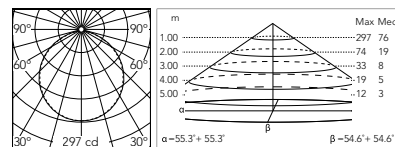
Non Dimmable

- F018D25A001
- F018D25A012
- F018D25A013
- F018D25A018
- F018D25A025
- F018D25A030
- F018D25A033
- 1-10V
- F018D25B001
- F018D25B012
- F018D25B013
- F018D25B018
- F018D25B025
- F018D25B030
- F018D25B033
- Dali
- F018D25D001
- F018D25D012
- F018D25D013
- F018D25D018
- F018D25D025
- F018D25D030
- F018D25D033

3000K

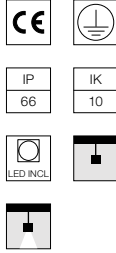
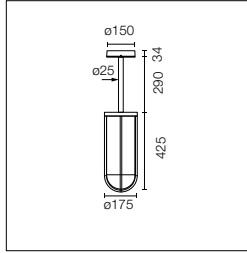
Non Dimmable

- F018D35A001
- F018D35A012
- F018D35A013
- F018D35A018
- F018D35A025
- F018D35A030
- F018D35A033
- 1-10V
- F018D35B001
- F018D35B012
- F018D35B013
- F018D35B018
- F018D35B025
- F018D35B030
- F018D35B033
- Dali
- F018D35D001
- F018D35D012
- F018D35D013
- F018D35D018
- F018D35D025
- F018D35D030
- F018D35D033



@3000K

In Vitro Rod 1



Installazione a tige. Sorgente luminosa inclusa. Alimentazione elettrica ON/OFF o dimmerabile 220-240V integrata all'interno di base a soffitto dedicata. Lunghezza tige 290mm.

Rod installation. Light source is included. Power supply ON/OFF or dimmable 220-240V is integrated within the ceiling base. Length: 290mm.

Led Edge Lighting: 13W - 1378 lm ≠ FIXT 799 lm - 2700K/CRI 80 - 220-240V / 13W - 1474 lm ≠ FIXT 855 lm - 3000K/CRI 80 - 220-240V

2700K

Non Dimmable

- F018F21A001
- F018F21A012
- F018F21A013
- F018F21A018
- F018F21A025
- F018F21A030
- F018F21A033

1-10V

- F018F21B001
- F018F21B012
- F018F21B013
- F018F21B018
- F018F21B025
- F018F21B030
- F018F21B033

Dali

- F018F21D001
- F018F21D012
- F018F21D013
- F018F21D018
- F018F21D025
- F018F21D030
- F018F21D033

3000K

Non Dimmable

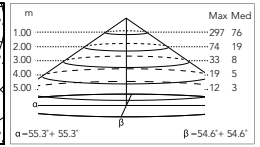
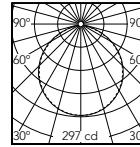
- F018F31A001
- F018F31A012
- F018F31A013
- F018F31A018
- F018F31A025
- F018F31A030
- F018F31A033

1-10V

- F018F31B001
- F018F31B012
- F018F31B013
- F018F31B018
- F018F31B025
- F018F31B030
- F018F31B033

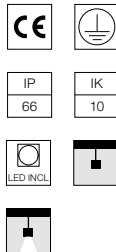
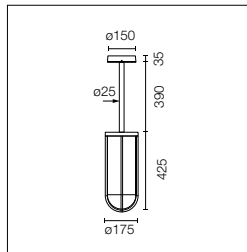
Dali

- F018F31D001
- F018F31D012
- F018F31D013
- F018F31D018
- F018F31D025
- F018F31D030
- F018F31D033



@3000K

In Vitro Rod 2



Installazione a tige. Sorgente luminosa inclusa. Alimentazione elettrica ON/OFF o dimmerabile 220-240V integrata all'interno di base a soffitto dedicata. Lunghezza tige 390mm.

Rod installation. Light source is included. Power supply ON/OFF or dimmable 220-240V is integrated within the ceiling base. Length: 390mm.

Led Edge Lighting: 13W - 1378 lm ≠ FIXT 799 lm - 2700K/CRI 80 - 220-240V / 13W - 1474 lm ≠ FIXT 855 lm - 3000K/CRI 80 - 220-240V

2700K

Non Dimmable

- F018F22A001
- F018F22A012
- F018F22A013
- F018F22A018
- F018F22A025
- F018F22A030
- F018F22A033

1-10V

- F018F22B001
- F018F22B012
- F018F22B013
- F018F22B018
- F018F22B025
- F018F22B030
- F018F22B033

Dali

- F018F22D001
- F018F22D012
- F018F22D013
- F018F22D018
- F018F22D025
- F018F22D030
- F018F22D033

3000K

Non Dimmable

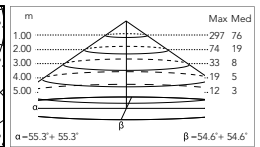
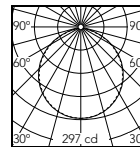
- F018F32A001
- F018F32A012
- F018F32A013
- F018F32A018
- F018F32A025
- F018F32A030
- F018F32A033

1-10V

- F018F32B001
- F018F32B012
- F018F32B013
- F018F32B018
- F018F32B025
- F018F32B030
- F018F32B033

Dali

- F018F32D001
- F018F32D012
- F018F32D013
- F018F32D018
- F018F32D025
- F018F32D030
- F018F32D033



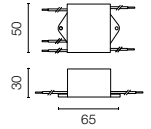
@3000K

In Vitro Bollard

Dispositivo di protezione per il sovraccarico. 275 Vac. Corrente massima di scarica 10KA (8/29us). Massima corrente operativa 5A. Adatto per la connessione in serie. IP66.

Surge protection device. 275Vac. Maximum discharge current 10KA (8/20us). Maximum operating current 5A. Suitable for series connection. IP66.

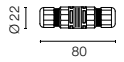
F990E00A000



Sistema di giunzione IP68 H2O Stop anti-condensa a 2 vie 4 poli.

2 way terminal block 4 poles IP68 H2O Stop.

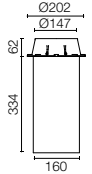
F990C00A000



Cassaforma per l'installazione a terra.

Box for ground installation.

F018Z000000



Mayday Outdoor

Designed by Konstantin Grcic







Famiglia / Family

Mayday Outdoor



Led Retrofit

Max. 10W
2700K/CRI 80
3000K/CRI 80

Colori / Colours



Black



Leaf Green



Mustard Yellow

Descrizione / Description

Apparecchio mobile di illuminazione multiuso adatto per installazione in ambienti esterni. Il pratico gancio/maniglia, avente anche la funzione di avvolgicavo, è in polipropilene riciclato caratterizzato nella versione outdoor, oltre che dal classico black, dalle nuance natura leaf green e mustard yellow. La maniglia è completata da un comodo interruttore a pulsante ON/OFF stagno. Il cavo in uscita, bloccato nella maniglia da pressacavo è adatto per ambienti outdoor ed ha lunghezza di 6 metri con spina Schuko IP44. Il diffusore conico opalino stampato ad iniezione è in polipropilene sostenibile ricavato da scarti del processo industriale.

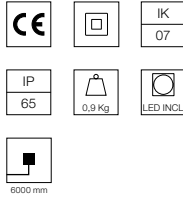
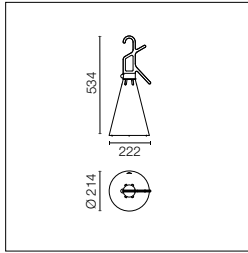
La sorgente luminosa è protetta dagli agenti atmosferici tramite una capsula stagna trasparente in polimetilmetacrilato sigillata con guarnizione in elastomero che consente di raggiungere il grado di protezione IP 65.

Mayday è facile da smontare in modo che ogni parte possa essere riciclata correttamente; nel processo di assemblaggio non viene utilizzata alcuna colla. A completamento nell'imballo di spedizione il sacchetto in puro cotone drill naturale.

Multipurpose luminaire suitable for outdoor use. Its practical hook/handle, which also serves to wind the cable, is made of recycled polypropylene. In the outdoor version, it is available both in the classic black color and in the natural shades of leaf green and mustard yellow. The handle has a convenient watertight ON/OFF switch. The 6 meters long outgoing cable, which is fixed to the handle by a cable guide, is suitable for outdoor use and has a Schuko IP44 plug. The conical diffuser, in opaline color and produced by injection printing, is made of sustainable polypropylene obtained from industrial waste.

The light source is protected from atmospheric agents by a watertight and transparent polymethylmethacrylate capsule, sealed by an elastomer seal that guarantees IP 65 protection.

Mayday is easy to disassemble so that each part can be properly recycled; no glue is used in the assembly process. The shipping packaging is completed with a pure natural cotton drill bag.



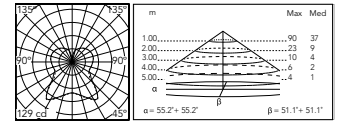
Attacco per lampadina E14, sorgente luminosa esclusa.
Alimentazione elettrica 220-240V
ON/ OFF. Interruttore IP65 sul manico dell'apparecchio. Dotata di cavo adatto per outdoor 6 metri di lunghezza con spina Schuko IP44.

Socket for E14 bulb, light source not included.
220-240 V ON/OFF electric power supply. IP65 switch on the handle of the luminaire. It has a 6 meter long cable for outdoor use and an IP44 Schuko plug.

Led Retrofit: Max. 10W - E14 - 220-240V


2700K

- F038AAAA0ZZ
- F038AACA0ZZ
- F038AABA0ZZ



@3000K

Mayday Outdoor: Accessori / Accessories

Fonte luminosa LED E14 8W 2700K 900 lm 230V T28. LED lamp E14 8W 2700K 900 lm 230V T28. RF32290 

Fonte luminosa LED E14 8W 3000K 900 lm 230V T28. LED lamp E14 8W 3000K 900 lm 230V T28. RF32291 


Mile

Designed by Antonio Citterio





Mile Wall



Mile Ceiling 1



Mile Bollard 1

Famiglia / Family

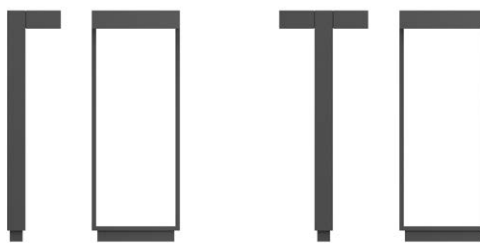
Mile Bollard 1 600

Mono / Double



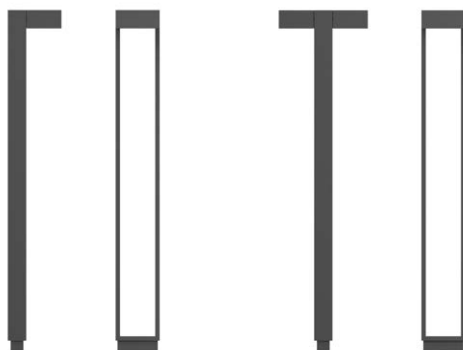
Mile Bollard 2 600

Mono / Double



Mile Bollard 1 900

Mono / Double



Mile Bollard 2 900

Mono / Double



Mid - Power Led

4,9W

283 lm - 2700K/CRI 80

294 lm - 3000K/CRI 80

305 lm - 4000K/CRI 80

2200K available on request.

Mid - Power Led

9,8W

2x283 lm - 2700K/CRI 80

2x294 lm - 3000K/CRI 80

2x305 lm - 4000K/CRI 80

2200K available on request.

Mid - Power Led

7,8W

603 lm - 2700K/CRI 80

627 lm - 3000K/CRI 80

651 lm - 4000K/CRI 80

2200K available on request.

Mid - Power Led

15,6W


2x603 lm - 2700K/CRI 80

2x627 lm - 3000K/CRI 80

2x651 lm - 4000K/CRI 80

2200K available on request.


Colori / Colours




*00 Primer



01 White



06 Grey



**12 Forest Green



18 Deep Brown



30 Black



33 Anthracite

* Solo per le versioni Wall, Path e Ceiling / Only for Wall, Path and Ceiling versions.

** Solo per le versioni Wall, Bollard e Path / Only for Wall, Bollard and Path versions.

Mile Path 1



Mid - Power Led

4,9W
up to 100 lm - 2700K/CRI 80
up to 104 lm - 3000K/CRI 80
up to 108 lm - 4000K/CRI 80
2200K available on request.

Mile Path 2



Mid - Power Led

7,6W
up to 172 lm - 2700K/CRI 80
up to 179 lm - 3000K/CRI 80
up to 186 lm - 4000K/CRI 80
2200K available on request.

Mile Wall 1

Up / Down / Up&Down



Mid - Power Led

4,9W
283 lm - 2700K/CRI 80
294 lm - 3000K/CRI 80
305 lm - 4000K/CRI 80
2200K available on request.

Mid - Power Led

8,1W
2x283 lm - 2700K/CRI 80
2x294 lm - 3000K/CRI 80
2x305 lm - 4000K/CRI 80
2200K available on request.

Washer

Up / Down / Up&Down

Mid - Power Led

4,9W
291 lm - 2700K/CRI 80
303 lm - 3000K/CRI 80
314 lm - 4000K/CRI 80
2200K available on request.

Mid - Power Led

8,1W
2x291 lm - 2700K/CRI 80
2x303 lm - 3000K/CRI 80
2x314 lm - 4000K/CRI 80
2200K available on request.

Mile Wall 2

Up / Down / Up&Down



Mid - Power Led

7,8W
603 lm - 2700K/CRI 80
627 lm - 3000K/CRI 80
651 lm - 4000K/CRI 80
2200K available on request.

Mid - Power Led

13,5W
2x603 lm - 2700K/CRI 80
2x627 lm - 3000K/CRI 80
2x651 lm - 4000K/CRI 80
2200K available on request.

Washer

Up / Down / Up&Down

Mid - Power Led

6,4W
453 lm - 2700K/CRI 80
471 lm - 3000K/CRI 80
489 lm - 4000K/CRI 80
2200K available on request.

Mid - Power Led

10,5W
2x453 lm - 2700K/CRI 80
2x471 lm - 3000K/CRI 80
2x489 lm - 4000K/CRI 80
2200K available on request.

Mile Ceiling 1



Mile Recessed 1



Power Led

11W
736 lm - 2700K/CRI 80
759 lm - 3000K/CRI 80
791 lm - 4000K/CRI 80
2200K available on request.

Mile Ceiling 2



Mile Recessed 2



Power Led

15W
1032 lm - 2700K/CRI 80
1344 lm - 3000K/CRI 80
1400 lm - 4000K/CRI 80
2200K available on request.

Mile Bollard

Collezione di paletti luminosi per esterno dal design rigoroso e minimale con sorgente luminosa a LED, abbinabili alle versioni a parete.

Versione bollard monodirezionale o bidirezionale, disponibile in due altezze e in due larghezze in base alla sorgente luminosa e alla potenza richiesta, caratterizzata da una cornice rigorosa in estruso di alluminio senza viti a vista, con base di rialzo a terra per una più semplice e veloce installazione. Le viterie di fissaggio della testa sono in acciaio inox AISI 316L. Disponibile in differenti finiture con rivestimento a doppio strato di polveri e sottoposte a trattamento di conversione chimica per proteggere contro la corrosione.

Il diffusore è in policarbonato trasparente stabilizzato ai raggi UV.

Lo schermo riflettore asimmetrico è in alluminio purissimo, ossidato e brillantato e contiene la sorgente led in posizione arretrata per la riduzione dell'abbagliamento diretto; l'emissione luminosa asimmetrica direzionata verso il basso rende l'apparecchio in linea con le vigenti leggi in materia di inquinamento luminoso.

Le versioni Bollard possono essere installate facilmente a terra su qualsiasi pavimento con tasselli, oppure utilizzando l'accessorio dedicato piastra di ancoraggio per rendere la base del prodotto totalmente solidale con la pavimentazione.

Mile Path

Collezione di apparecchio a parete per uso segnapasso in esterno dal design rigoroso e minimale con sorgente luminosa a LED, abbinabili alle versioni a parete e bollard.

Disponibile in due diverse dimensioni e in differenti finiture con un rivestimento a doppio strato di polveri.

La versione Primer va verniciata dopo l'installazione con normali colorazioni a base acquosa (tempere, stucchi, vernici ad acqua) per garantire la massima integrazione con l'architettura.

Le viterie di fissaggio sono in acciaio inox AISI 316L. Il diffusore è in policarbonato trasparente stabilizzato ai raggi UV.

Lo schermo riflettore asimmetrico è in alluminio verniciato nero per la riduzione dell'abbagliamento diretto dato dalle riflessioni e contiene la sorgente led in posizione arretrata; l'emissione luminosa asimmetrica direzionata verso il basso rende l'apparecchio in linea con le vigenti leggi in materia di inquinamento luminoso.

Staffa di fissaggio a parete inclusa.

Mile Wall

Famiglia completa di apparecchi di illuminazione a parete dal design rigoroso e minimale con sorgente luminosa a LED, caratterizzato da una fascia decorativa in alluminio pressofuso a bassissimo contenuto di rame con buone caratteristiche meccaniche unite ad una buona resistenza alla corrosione data dal trattamento di conversione chimica superficiale.

Disponibile in due diverse dimensioni e in differenti finiture con un rivestimento a doppio strato di polveri.

La versione Primer va verniciata dopo l'installazione con normali colorazioni a base acquosa (tempere, stucchi, vernici ad acqua) per garantire la massima integrazione con l'architettura.

Le viterie di fissaggio sono in acciaio inox AISI 316L. Il diffusore perfettamente complanare alla fascia decorativa è in policarbonato trasparente stabilizzato ai raggi UV.

Lo schermo riflettore asimmetrico è in alluminio purissimo, ossidato e brillantato e contiene la sorgente led in posizione arretrata per la riduzione dell'abbagliamento diretto.

L'ottica asimmetrica è progettata per garantire una vasta gamma di prestazioni luminose e l'utilizzo flessibile in diversi contesti architettonici. Sono disponibili le versioni monoe-

missione con luce direzionata verso l'alto o verso il basso e le versioni biemissione, ognuna declinata secondo due differenti soluzioni illuminotecniche: per illuminazione focalizzata sul lavaggio luminoso della parete (washer) o per illuminazione asimmetrica ad esempio in caso di porticati o androni con l'utilizzo della versione con luce verso l'alto, dove il soffitto diventa esso stesso diffusore dal massimo comfort. La versione biemissione è disponibile sia con ottiche identiche, sia con ottiche miste asimmetrica + washer.

Mile Ceiling

Collezione di apparecchi a soffitto in esterno dal design rigoroso e minimale con sorgente luminosa a LED, abbinabili alle versioni a parete, bollard e path.

Disponibile in due diverse dimensioni e in differenti finiture con un rivestimento a doppio strato di polveri.

La versione Primer va verniciata dopo l'installazione con normali colorazioni a base acquosa (tempere, stucchi, vernici ad acqua) per garantire la massima integrazione con l'architettura.

Il gruppo ottico è appositamente progettato per garantire il massimo comfort visivo e la riduzione dell'abbagliamento diretto senza rinunciare all'efficienza: la sorgente luminosa è composta da power led arretrati, le lenti in policarbonato trasparente assicurano un fascio di luce controllato e omogeneo, e i riflettori conici in policarbonato nero lucido forniscono una schermatura con angoli di cut-off estremi, il tutto in dimensioni molto ridotte.

Il gruppo ottico è disponibile in quattro aperture di fascio differenziate, permettendone un'ampia gamma di utilizzo e flessibilità nei più vari contesti architettonici: sia nel caso di fasci intensivi che di effetti di luce diffusa, il controllo ottico è sempre eccezionale e la luce spuria è totalmente assente.

Le viterie di fissaggio sono in acciaio inox AISI 316L. Staffa di fissaggio a soffitto inclusa.

Mile Recessed

Collezione di apparecchi a incasso a soffitto in esterno dal design rigoroso e minimale con sorgente luminosa a LED, abbinabili alle versioni a soffitto, parete, bollard e path.

Disponibile in due diverse dimensioni e in differenti finiture con un rivestimento a doppio strato di polveri.

La versione Primer va verniciata dopo l'installazione con normali colorazioni a base acquosa (tempere, stucchi, vernici ad acqua) per garantire la massima integrazione con l'architettura.

Come per le versioni a soffitto, il gruppo ottico è appositamente progettato per garantire il massimo comfort visivo e la riduzione dell'abbagliamento diretto senza rinunciare all'efficienza: la sorgente luminosa è composta da power led arretrati, le lenti in policarbonato trasparente assicurano un fascio di luce controllato e omogeneo, e i riflettori conici in policarbonato nero lucido forniscono una schermatura con angoli di cut-off estremi, il tutto in dimensioni molto ridotte. Il gruppo ottico è disponibile in quattro aperture di fascio differenziate, permettendone un'ampia gamma di utilizzo e flessibilità nei più vari contesti architettonici: sia nel caso di fasci intensivi che di effetti di luce diffusa, il controllo ottico è sempre eccezionale e la luce spuria è totalmente assente.

L'apparecchio è installabile in controsoffitto mediante molle di fissaggio in dotazione; la cornice di battuta di spessore minimo garantisce la perfetta finitura estetica dell'apparecchio nel soffitto.

Disponibile come accessorio, per soffitti in muratura o in cemento armato, l'apposita cassaforma per gettata in acciaio zincato.

Description

Mile Bollard

Collection of outdoor bollards with a rigorous, minimal design and LED light source that can be combined with wall versions.

Uni- or bi-directional bollard version, available in two heights and widths, based on light source and power requirements. The rigid frame is made of extruded aluminum with no visible screws, and the base rises above the ground for a quick, simple installation. The head anchoring hardware is made of AISI 316L stainless steel.

Available in various finishes with a double layer of powder coating and chemical conversion treatment to protect it against corrosion.

The diffuser is made of transparent, UV-stabilized polycarbonate.

The asymmetric reflecting screen is made of pure, oxidized and polished aluminum, with LED source in a rear position to reduce direct glare. The downward, asymmetric light emission ensures the luminaire's compliance with existing light pollution laws.

Bollard versions may be easily installed on any flooring on the ground with anchors, or with the dedicated anchoring plate accessory to completely integrate the base of the product with the pavement.

Mile Path

Collection of outdoor wall luminaires with a rigorous, minimal design and LED light source that can be combined with wall and bollard versions.

Available in two sizes and various finishes with a double layer of powder coating.

Primer version to be painted after installation with regular water-based colors (tempera, stucco, water-based paints) to ensure flawless integration with the building.

The anchoring hardware is made of AISI 316L stainless steel. Diffuser is made of transparent, UV-stabilized polycarbonate. The asymmetric, reflecting screen is made of aluminum painted in black to reduce direct glare from reflections. It holds the LED source in a rear position. The downward, asymmetric light emission ensures the luminaire's compliance with existing light pollution laws.

Wall mounting bracket included.

Mile Wall

Complete family of wall luminaires with a rigorous, minimal design with LED light source, a design characterized by a die-cast aluminum trim with very low copper content and good mechanical features combined with good resistance against corrosion thanks to the surface chemical conversion treatment.

Available in two sizes and various finishes with a double layer of powder coating.

Primer version to be painted after installation with regular water-based colors (tempera, stucco, water-based paints) to ensure flawless integration with the building.

The anchoring hardware is made of AISI 316L stainless steel. The diffuser is perfectly flush with the decorative band and is made of transparent, UV-stabilized polycarbonate.

The asymmetric, reflecting screen is made of pure, oxidized and polished aluminum, with LED source in a rear position to reduce direct glare.

Its asymmetrical optical unit is designed to ensure a wide range of lighting features and flexible use in different architectural settings. Single-emission version directing light upwards or downwards and dual-emission version available. Each version is available in two different lighting solutions: wall-washer lighting or asymmetric lighting. For instance, by

using the version with light directed upwards in porticos or entrance halls, the ceiling itself becomes a diffuser, offering absolute comfort. Dual emission version is available with both identical optical units and mixed, asymmetric + washer optical units.

Mile Ceiling

Outdoor ceiling-mounted lights collection, with a rigorous, minimal design and LED light source that can be combined with wall, bollard and path versions.

Available in two different sizes and various finishes with a double layer of powder coating.

Primer version to be painted after installation with regular water-based colors (tempera, stucco, water-based paints) to ensure flawless integration with the building.

The optical unit is specifically designed to ensure maximum visual comfort and direct glare reduction without compromising overall efficiency: the light source comprises rear power LEDs; its transparent polycarbonate lenses ensure a controlled and homogeneous beam of light; and the glossy black polycarbonate cone reflectors provide an extreme, sharp-angled screening, all in a small footprint.

The optical unit is available in four different beam angles, allowing a wide range of uses and flexibility in the most varied architectural settings: both in the case of intense beams and diffuse light effects, optical control is always exceptional and spurious light is totally absent.

The anchoring hardware is made of AISI 316L stainless steel. Ceiling mounting bracket included.

Mile Recessed

Collection of outdoor, ceiling-mounted, recessed lights with a rigorous, minimal design and LED light source that can be combined with ceiling, wall, bollard and path versions.

Available in two different sizes and various finishes with a double layer of powder coating.

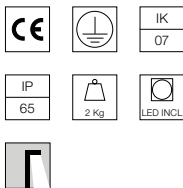
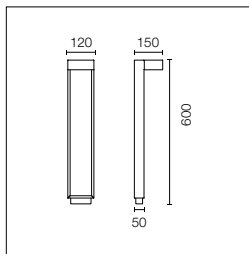
Primer version to be painted after installation with regular water-based colors (tempera, stucco, water-based paints) to ensure flawless integration with the building.

As in ceiling versions, the optical unit is specifically designed to ensure maximum visual comfort and direct glare reduction without compromising overall efficiency: the light source comprises rear power LEDs; its transparent polycarbonate lenses ensure a controlled and homogeneous beam of light; and the glossy black polycarbonate cone reflectors provide an extreme, sharp-angled screening, all in a small footprint. The optical unit is available in four different beam angles, allowing a wide range of uses and flexibility in the most varied architectural settings: both in the case of intense beams and diffuse light effects, optical control is always exceptional and spurious light is totally absent.

The luminaire can be installed in a drop ceiling using the supplied springs. The minimal thickness of the stop frame allows a perfect, aesthetic finish of the luminaire in the ceiling.

The accessory box for installation in galvanized steel for concreting is available for brick or reinforced concrete ceilings.

Mile Bollard 1 600 Mono



Sorgente luminosa a LED inclusa. Alimentazione elettrica 220-240V ON/OFF integrata. Dotato di uno spezzone di cavo uscente in neoprene e un sistema di giunzione IP68 H₂O Stop anti-condensa a 2 vie. L'apparecchio è installabile su qualsiasi pavimento per mezzo di tasselli. Piastra di ancoraggio per l'installazione su pavimentazione da gettare con plinto di cemento da ordinare separatamente.

LED light source included. Integrated 220-240V ON/OFF electrical power. Equipped with a length of neoprene cable and an IP68 2-way anti-condensation H₂O stop seal system. The device may be installed on any flooring with anchors. Anchoring plate for installation on flooring laid over concrete sold separately.

2200K disponibile su richiesta.

2200K available on request.

Mid - Power Led: 4,9W - 427 lm ≠ FIXT 283 lm - 2700K/CRI 80 - 220-240V / 4,9W - 445 lm ≠ FIXT 294 lm - 3000K/CRI 80 - 220-240V / 4,9W - 462 lm ≠ FIXT 305 lm - 4000K/CRI 80 - 220-240V

2700K

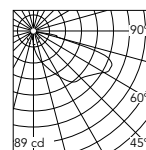
- F015G21A001
- F015G21A006
- F015G21A012
- F015G21A018
- F015G21A030
- F015G21A033

3000K

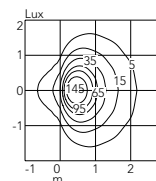
- F015G31A001
- F015G31A006
- F015G31A012
- F015G31A018
- F015G31A030
- F015G31A033

4000K

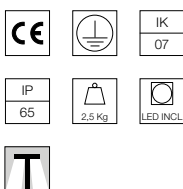
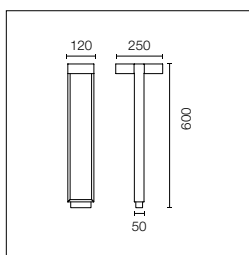
- F015G41A001
- F015G41A006
- F015G41A012
- F015G41A018
- F015G41A030
- F015G41A033



@3000K



Mile Bollard 1 600 Double



Sorgente luminosa a LED inclusa. Alimentazione elettrica 220-240V ON/OFF integrata. Dotato di uno spezzone di cavo uscente in neoprene e un sistema di giunzione IP68 H₂O Stop anti-condensa a 2 vie. L'apparecchio è installabile su qualsiasi pavimento per mezzo di tasselli. Piastra di ancoraggio per l'installazione su pavimentazione da gettare con plinto di cemento da ordinare separatamente.

LED light source included. Integrated 220-240V ON/OFF electrical power. Equipped with a length of neoprene cable and an IP68 2-way anti-condensation H₂O stop seal system. The device may be installed on any flooring with anchors. Anchoring plate for installation on flooring laid over concrete sold separately.

2200K disponibile su richiesta.

2200K available on request.

Mid - Power Led: 9,8W - 2x427 lm ≠ FIXT 2x283 lm - 2700K/CRI 80 - 220-240V / 9,8W - 2x445 lm ≠ FIXT 2x294 lm - 3000K/CRI 80 - 220-240V / 9,8W - 2x462 lm ≠ FIXT 2x305 lm - 4000K/CRI 80 - 220-240V

2700K

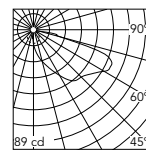
- F015G22A001
- F015G22A006
- F015G22A012
- F015G22A018
- F015G22A030
- F015G22A033

3000K

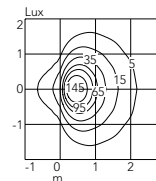
- F015G32A001
- F015G32A006
- F015G32A012
- F015G32A018
- F015G32A030
- F015G32A033

4000K

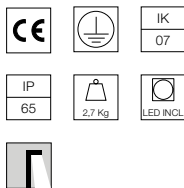
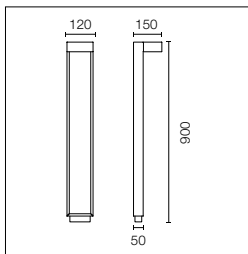
- F015G42A001
- F015G42A006
- F015G42A012
- F015G42A018
- F015G42A030
- F015G42A033



@3000K



Mile Bollard 1 900 Mono



Sorgente luminosa a LED inclusa. Alimentazione elettrica 220-240V ON/OFF integrata. Dotato di uno spezzone di cavo uscente in neoprene e un sistema di giunzione IP68 H₂O Stop anti-condensa a 2 vie. L'apparecchio è installabile su qualsiasi pavimento per mezzo di tasselli. Piastra di ancoraggio per l'installazione su pavimentazione da gettare con plinto di cemento da ordinare separatamente.

LED light source included. Integrated 220-240V ON/OFF electrical power. Equipped with a length of neoprene cable and an IP68 2-way anti-condensation H₂O stop seal system. The device may be installed on any flooring with anchors. Anchoring plate for installation on flooring laid over concrete sold separately.

2200K disponibile su richiesta.

2200K available on request.

Mid - Power Led: 4,9W - 427 lm ≠ FIXT 283 lm - 2700K/CRI 80 - 220-240V / 4,9W - 445 lm ≠ FIXT 294 lm - 3000K/CRI 80 - 220-240V / 4,9W - 462 lm ≠ FIXT 305 lm - 4000K/CRI 80 - 220-240V

2700K

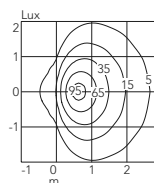
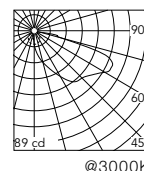
- F015H21A001
- F015H21A006
- F015H21A012
- F015H21A018
- F015H21A030
- F015H21A033

3000K

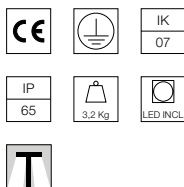
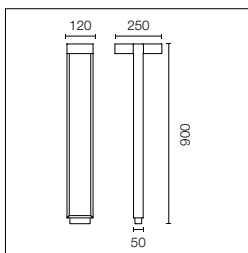
- F015H31A001
- F015H31A006
- F015H31A012
- F015H31A018
- F015H31A030
- F015H31A033

4000K

- F015H41A001
- F015H41A006
- F015H41A012
- F015H41A018
- F015H41A030
- F015H41A033



Mile Bollard 1 900 Double



Sorgente luminosa a LED inclusa. Alimentazione elettrica 220-240V ON/OFF integrata. Dotato di uno spezzone di cavo uscente in neoprene e un sistema di giunzione IP68 H₂O Stop anti-condensa a 2 vie. L'apparecchio è installabile su qualsiasi pavimento per mezzo di tasselli. Piastra di ancoraggio per l'installazione su pavimentazione da gettare con plinto di cemento da ordinare separatamente.

LED light source included. Integrated 220-240V ON/OFF electrical power. Equipped with a length of neoprene cable and an IP68 2-way anti-condensation H₂O stop seal system. The device may be installed on any flooring with anchors. Anchoring plate for installation on flooring laid over concrete sold separately.

2200K disponibile su richiesta.

2200K available on request.

Mid - Power Led: 9,8W - 2x427 lm ≠ FIXT 2x283 lm - 2700K/CRI 80 - 220-240V / 9,8W - 2x445 lm ≠ FIXT 2x294 lm - 3000K/CRI 80 - 220-240V / 9,8W - 2x462 lm ≠ FIXT 2x305 lm - 4000K/CRI 80 - 220-240V

2700K

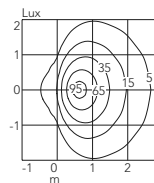
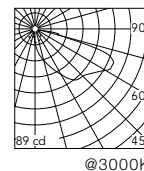
- F015H22A001
- F015H22A006
- F015H22A012
- F015H22A018
- F015H22A030
- F015H22A033

3000K

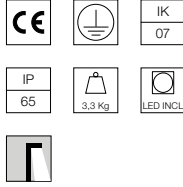
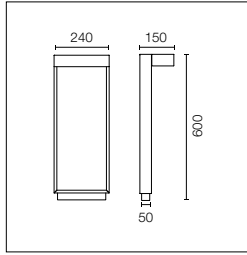
- F015H32A001
- F015H32A006
- F015H32A012
- F015H32A018
- F015H32A030
- F015H32A033

4000K

- F015H42A001
- F015H42A006
- F015H42A012
- F015H42A018
- F015H42A030
- F015H42A033



Mile Bollard 2 600 Mono



Sorgente luminosa a LED inclusa. Alimentazione elettrica 220-240V ON/OFF integrata. Dotato di uno spezzone di cavo uscente in neoprene e un sistema di giunzione IP68 H₂O Stop anti-condensa a 2 vie. L'apparecchio è installabile su qualsiasi pavimento per mezzo di tasselli. Piastra di ancoraggio per l'installazione su pavimentazione da gettare con plinto di cemento da ordinare separatamente.

LED light source included. Integrated 220-240V ON/OFF electrical power. Equipped with a length of neoprene cable and an IP68 2-way anti-condensation H₂O stop seal system. The device may be installed on any flooring with anchors. Anchoring plate for installation on flooring laid over concrete sold separately.

2200K disponibile su richiesta.

2200K available on request.

Mid - Power Led: 7,8W - 838 lm ≠ FIXT 603 lm - 2700K/CRI 80 - 220-240V / 7,8W - 872 lm ≠ FIXT 627 lm - 3000K/CRI 80 - 220-240V / 7,8W - 905 lm ≠ FIXT 651 lm - 4000K/CRI 80 - 220-240V

2700K

Non Dimmable

- F015J21A001
- F015J21A006
- F015J21A012
- F015J21A018
- F015J21A030
- F015J21A033

1-10V

- F015J21B001
- F015J21B006
- F015J21B012
- F015J21B018
- F015J21B030
- F015J21B033

Dali

- F015J21D001
- F015J21D006
- F015J21D012
- F015J21D018
- F015J21D030
- F015J21D033

3000K

Non Dimmable

- F015J31A001
- F015J31A006
- F015J31A012
- F015J31A018
- F015J31A030
- F015J31A033

1-10V

- F015J31B001
- F015J31B006
- F015J31B012
- F015J31B018
- F015J31B030
- F015J31B033

Dali

- F015J31D001
- F015J31D006
- F015J31D012
- F015J31D018
- F015J31D030
- F015J31D033

4000K

Non Dimmable

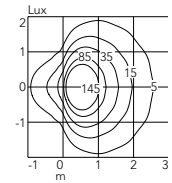
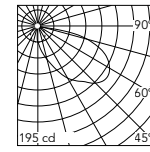
- F015J41A001
- F015J41A006
- F015J41A012
- F015J41A018
- F015J41A030
- F015J41A033

1-10V

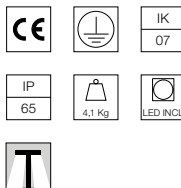
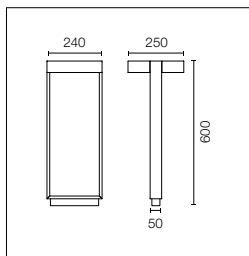
- F015J41B001
- F015J41B006
- F015J41B012
- F015J41B018
- F015J41B030
- F015J41B033

Dali

- F015J41D001
- F015J41D006
- F015J41D012
- F015J41D018
- F015J41D030
- F015J41D033



Mile Bollard 2 600 Double



Sorgente luminosa a LED inclusa. Alimentazione elettrica 220-240V ON/OFF integrata. Dotato di uno spezzone di cavo uscente in neoprene e un sistema di giunzione IP68 H₂O Stop anti-condensa a 2 vie. L'apparecchio è installabile su qualsiasi pavimento per mezzo di tasselli. Piastra di ancoraggio per l'installazione su pavimentazione da gettare con plinto di cemento da ordinare separatamente.

LED light source included. Integrated 220-240V ON/OFF electrical power. Equipped with a length of neoprene cable and an IP68 2-way anti-condensation H₂O stop seal system. The device may be installed on any flooring with anchors. Anchoring plate for installation on flooring laid over concrete sold separately.

2200K disponibile su richiesta.

2200K available on request.

Mid - Power Led: 15,6W - 2x838 lm ≠ FIXT 2x603 lm - 2700K/CRI 80 - 220-240V / 15,6W - 2x872 lm ≠ FIXT 2x627 lm - 3000K/CRI 80 - 220-240V / 15,6W - 2x905 lm ≠ FIXT 2x651 lm - 4000K/CRI 80 - 220-240V

2700K

Non Dimmable

- F015J22A001
- F015J22A006
- F015J22A012
- F015J22A018
- F015J22A030
- F015J22A033
- 1-10V
- F015J22B001
- F015J22B006
- F015J22B012
- F015J22B018
- F015J22B030
- F015J22B033
- Dali
- F015J22D001
- F015J22D006
- F015J22D012
- F015J22D018
- F015J22D030
- F015J22D033

3000K

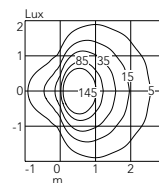
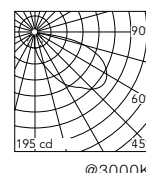
Non Dimmable

- F015J32A001
- F015J32A006
- F015J32A012
- F015J32A018
- F015J32A030
- F015J32A033
- 1-10V
- F015J32B001
- F015J32B006
- F015J32B012
- F015J32B018
- F015J32B030
- F015J32B033
- Dali
- F015J32D001
- F015J32D006
- F015J32D012
- F015J32D018
- F015J32D030
- F015J32D033

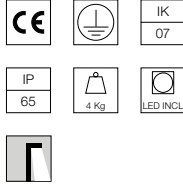
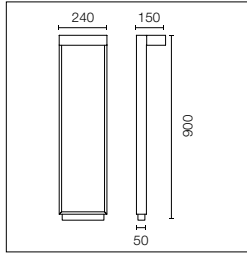
4000K

Non Dimmable

- F015J42A001
- F015J42A006
- F015J42A012
- F015J42A018
- F015J42A030
- F015J42A033
- 1-10V
- F015J42B001
- F015J42B006
- F015J42B012
- F015J42B018
- F015J42B030
- F015J42B033
- Dali
- F015J42D001
- F015J42D006
- F015J42D012
- F015J42D018
- F015J42D030
- F015J42D033



Mile Bollard 2 900 Mono



Sorgente luminosa a LED inclusa. Alimentazione elettrica 220-240V ON/OFF e dimmerabile 1-10V e DALI integrata. Dotato di uno spezzone di cavo uscente in neoprene e un sistema di giunzione IP68 H₂O Stop anti-condensa a 2 vie. L'apparecchio è installabile su qualsiasi pavimento per mezzo di tasselli. Piastra di ancoraggio per l'installazione su pavimentazione da gettare con plinto di cemento da ordinare separatamente.

LED light source included. Integrated 220-240V ON/OFF and 1-10V or DALI dimmable electrical power. Equipped with a length of neoprene cable and an IP68 H₂O stop seal system. The device may be installed on any flooring with anchors. Anchoring plate for installation on flooring laid over concrete sold separately.

2200K disponibile su richiesta.

2200K available on request.

Mid - Power Led: 7,8W - 838 lm ≠ FIXT 603 lm - 2700K/CRI 80 - 220-240V / 7,8W - 872 lm ≠ FIXT 627 lm - 3000K/CRI 80 - 220-240V / 7,8W - 905 lm ≠ FIXT 651 lm - 4000K/CRI 80 - 220-240V

2700K

Non Dimmable

- F015K21A001
- F015K21A006
- F015K21A012
- F015K21A018
- F015K21A030
- F015K21A033
- 1-10V
- F015K21B001
- F015K21B006
- F015K21B012
- F015K21B018
- F015K21B030
- F015K21B033
- Dali
- F015K21D001
- F015K21D006
- F015K21D012
- F015K21D018
- F015K21D030
- F015K21D033

3000K

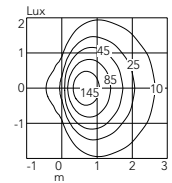
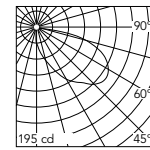
Non Dimmable

- F015K31A001
- F015K31A006
- F015K31A012
- F015K31A018
- F015K31A030
- F015K31A033
- 1-10V
- F015K31B001
- F015K31B006
- F015K31B012
- F015K31B018
- F015K31B030
- F015K31B033
- Dali
- F015K31D001
- F015K31D006
- F015K31D012
- F015K31D018
- F015K31D030
- F015K31D033

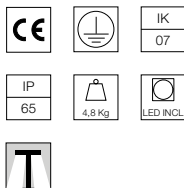
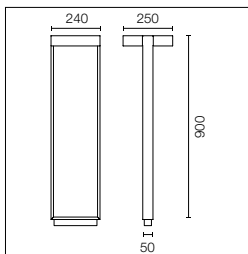
4000K

Non Dimmable

- F015K41A001
- F015K41A006
- F015K41A012
- F015K41A018
- F015K41A030
- F015K41A033
- 1-10V
- F015K41B001
- F015K41B006
- F015K41B012
- F015K41B018
- F015K41B030
- F015K41B033
- Dali
- F015K41D001
- F015K41D006
- F015K41D012
- F015K41D018
- F015K41D030
- F015K41D033



Mile Bollard 2 900 Double



Sorgente luminosa a LED inclusa. Alimentazione elettrica 220-240V ON/OFF E DIMMERABILE 1-10V E DALI integrata. Dotato di uno spezzone di cavo uscente in neoprene e un sistema di giunzione IP68 H₂O Stop anti-condensa a 2 vie. L'apparecchio è installabile su qualsiasi pavimento per mezzo di tasselli. Piastra di ancoraggio per l'installazione su pavimentazione da gettare con plinto di cemento da ordinare separatamente.

LED light source included. Integrated 220-240V ON/OFF electrical power. Equipped with a length of neoprene cable and an IP68 2-way anti-condensation H₂O stop seal system. The device may be installed on any flooring with anchors. Anchoring plate for installation on flooring laid over concrete sold separately.

2200K disponibile su richiesta.

2200K available on request.

Mid - Power Led: 15,6W - 2x838 lm ≠ FIXT 2x603 lm - 2700K/CRI 80 - 220-240V / 15,6W - 2x872 lm ≠ FIXT 2x627 lm - 3000K/CRI 80 - 220-240V / 15,6W - 2x905 lm ≠ FIXT 2x651 lm - 4000K/CRI 80 - 220-240V

2700K

Non Dimmable

- F015K22A001
- F015K22A006
- F015K22A012
- F015K22A018
- F015K22A030
- F015K22A033
- 1-10V
- F015K22B001
- F015K22B006
- F015K22B012
- F015K22B018
- F015K22B030
- F015K22B033
- Dali
- F015K22D001
- F015K22D006
- F015K22D012
- F015K22D018
- F015K22D030
- F015K22D033

3000K

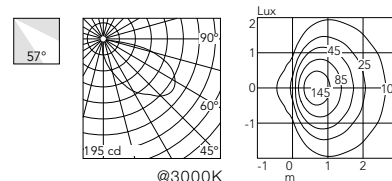
Non Dimmable

- F015K32A001
- F015K32A006
- F015K32A012
- F015K32A018
- F015K32A030
- F015K32A033
- 1-10V
- F015K32B001
- F015K32B006
- F015K32B012
- F015K32B018
- F015K32B030
- F015K32B033
- Dali
- F015K32D001
- F015K32D006
- F015K32D012
- F015K32D018
- F015K32D030
- F015K32D033

4000K

Non Dimmable

- F015K42A001
- F015K42A006
- F015K42A012
- F015K42A018
- F015K42A030
- F015K42A033
- 1-10V
- F015K42B001
- F015K42B006
- F015K42B012
- F015K42B018
- F015K42B030
- F015K42B033
- Dali
- F015K42D001
- F015K42D006
- F015K42D012
- F015K42D018
- F015K42D030
- F015K42D033



Mile Bollard: Accessori / Accessories

Piastra tirafondi.

Base plate with bolt.

Bollard 1
F015Z000000



Piastra tirafondi.

Base plate with bolt.


Bollard 2
F015Z010000



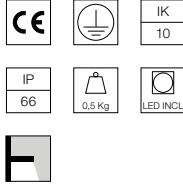
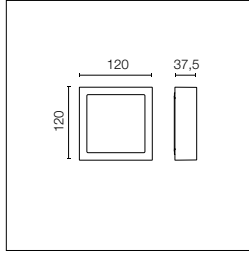
Dispositivo di protezione per il sovraccarico. 275 Vac. Corrente massima di scarica 10KA (8/29us). Massima corrente operativa 5A. Adatto per la connessione in serie. IP66.

Surge protection device. 275Vac. Maximum discharge current 10KA (8/20us). Maximum operating current 5A. Suitable for series connection. IP66.

F990E00A000



Mile Path 1



Sorgente luminosa a LED inclusa. Alimentazione elettrica 220-240V ON/OFF integrata.
Dotato di doppio passacavo per collegamento entra-esce. Staffa di fissaggio inclusa.

LED light source included. Integrated 220–240 V ON/OFF electrical power. Equipped with double cable gland for inlet and outlet connection. Fixing bracket included.

2200K disponibile su richiesta.

2200K available on request.

Mid - Power Led: 4,9W - 422 lm ≠ FIXT 100 lm - 2700K/CRI>80 - 220-240V / 4,9W - 439 lm ≠ FIXT 104 lm - 3000K/CRI>80 - 220-240V / 4,9W - 456 lm ≠ FIXT 108 lm - 4000/CRI>80 - 220-240V

2700K

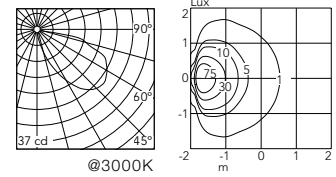
- F015L20A000
- F015L20A001
- F015L20A006
- F015L20A012
- F015L20A018
- F015L20A030
- F015L20A033

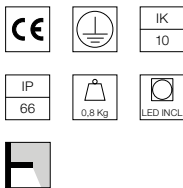
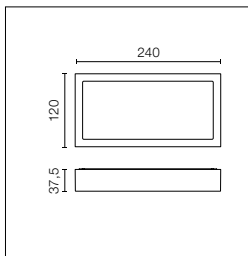
3000K

- F015L30A000
- F015L30A001
- F015L30A006
- F015L30A012
- F015L30A018
- F015L30A030
- F015L30A033

4000K

- F015L40A000
- F015L40A001
- F015L40A006
- F015L40A012
- F015L40A018
- F015L40A030
- F015L40A033





Sorgente luminosa a LED inclusa. Alimentazione elettrica 220-240V ON/OFF integrata e dimmabile 1-10V o DALI integrata. Dotata di passacavo per collegamento di sicurezza a tenuta IP. Staffa di fissaggio inclusa.

LED light source included. Integrated 220-240V ON/OFF and 1-10V/DALI dimmable electrical power. Equipped with a cable gland for safety connection with IP tightness. Fixing bracket included.

2200K disponibile su richiesta.

2200K available on request.

Mid - Power Led: 7,6W - 818 lm ≠ FIXT 172 lm - 2700K/CRI>80 - 220-240V / 7,6W - 850 lm ≠ FIXT 179 lm - 3000K/CRI>80 - 220-240V / 7,6W - 883 lm ≠ FIXT 186 lm - 4000/CRI>80 - 220-240V

2700K

Non Dimmable

- F015M20A000
- F015M20A001
- F015M20A006
- F015M20A012
- F015M20A018
- F015M20A030
- F015M20A033
- 1-10V
- F015M20B000
- F015M20B001
- F015M20B006
- F015M20B012
- F015M20B018
- F015M20B030
- F015M20B033
- Dali
- F015M20D000
- F015M20D001
- F015M20D006
- F015M20D012
- F015M20D018
- F015M20D030
- F015M20D033

3000K

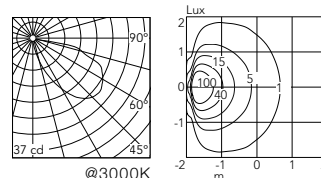
Non Dimmable

- F015M30A000
- F015M30A001
- F015M30A006
- F015M30A012
- F015M30A018
- F015M30A030
- F015M30A033
- 1-10V
- F015M30B000
- F015M30B001
- F015M30B006
- F015M30B012
- F015M30B018
- F015M30B030
- F015M30B033
- Dali
- F015M30D000
- F015M30D001
- F015M30D006
- F015M30D012
- F015M30D018
- F015M30D030
- F015M30D033

4000K

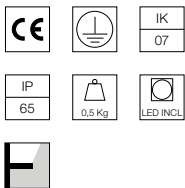
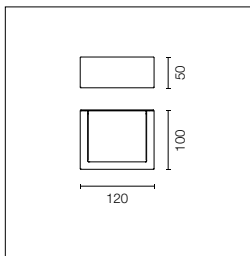
Non Dimmable

- F015M40A000
- F015M40A001
- F015M40A006
- F015M40A012
- F015M40A018
- F015M40A030
- F015M40A033
- 1-10V
- F015M40B000
- F015M40B001
- F015M40B006
- F015M40B012
- F015M40B018
- F015M40B030
- F015M40B033
- Dali
- F015M40D000
- F015M40D001
- F015M40D006
- F015M40D012
- F015M40D018
- F015M40D030
- F015M40D033



* Dati tecnici e fotometrie preliminari. / Preliminary technical specs and photometries.

Mile Wall 1 Asymmetric Up



Sorgente luminosa a LED inclusa. Alimentazione elettrica 220-240V ON/OFF integrata. Dotato di doppio passacavo per collegamento entra-esci.

LED light source included. Integrated 220-240V ON/OFF electrical power. Equipped with double cable gland for electrical connection.

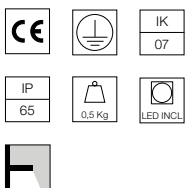
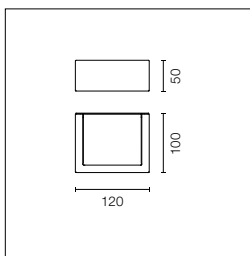
2200K disponibile su richiesta.

2200K available on request.

Mid - Power Led: 4,9W - 427 lm ≠ FIXT 283 lm - 2700K/CRI 80 - 220-240V / 4,9W - 445 lm ≠ FIXT 294 lm - 3000K/CRI 80 - 220-240V / 4,9W - 462 lm ≠ FIXT 305 lm - 4000K/CRI 80 - 220-240V

- | | | | |
|-------------------------------------------------------------------------------------------------------------------------------------------------------------------------------------------------------------------------------|-------------------------------------------------------------------------------------------------------------------------------------------------------------------------------------------------------------------------------|-------------------------------------------------------------------------------------------------------------------------------------------------------------------------------------------------------------------------------|--------------------------------------------------------------------------------------------------------------------------------------------------------------------------------------------------------------------------------------------------|
| <p>2700K</p> <ul style="list-style-type: none"> ○ F015A21A000 ○ F015A21A001 ● F015A21A006 ● F015A21A012 ● F015A21A018 ● F015A21A030 ● F015A21A033 | <p>3000K</p> <ul style="list-style-type: none"> ○ F015A31A000 ○ F015A31A001 ● F015A31A006 ● F015A31A012 ● F015A31A018 ● F015A31A030 ● F015A31A033 | <p>4000K</p> <ul style="list-style-type: none"> ○ F015A41A000 ○ F015A41A001 ● F015A41A006 ● F015A41A012 ● F015A41A018 ● F015A41A030 ● F015A41A033 | <p>89 cd</p> <p>35°</p> <p>10°</p> <p>90°</p> <p>α=24.1°+ 20.7°</p> <p>β=45.4°+ 45.4°</p> <p>Max Med</p> <p>m</p> <p>5.00 3 1</p> <p>4.00 5 1</p> <p>3.00 9 2</p> <p>2.00 21 5</p> <p>1.00 85 19</p> <p>@3000K</p> |
|-------------------------------------------------------------------------------------------------------------------------------------------------------------------------------------------------------------------------------|-------------------------------------------------------------------------------------------------------------------------------------------------------------------------------------------------------------------------------|-------------------------------------------------------------------------------------------------------------------------------------------------------------------------------------------------------------------------------|--------------------------------------------------------------------------------------------------------------------------------------------------------------------------------------------------------------------------------------------------|

Mile Wall 1 Asymmetric Down



Sorgente luminosa a LED inclusa. Alimentazione elettrica 220-240V ON/OFF integrata. Dotato di doppio passacavo per collegamento entra-esci.

LED light source included. Integrated 220-240V ON/OFF electrical power. Equipped with double cable gland for electrical connection.

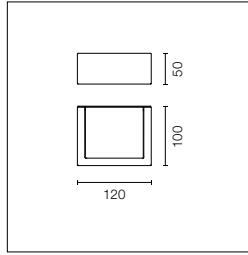
2200K disponibile su richiesta.

2200K available on request.

Mid - Power Led: 4,9W - 427 lm ≠ FIXT 283 lm - 2700K/CRI 80 - 220-240V / 4,9W - 445 lm ≠ FIXT 294 lm - 3000K/CRI 80 - 220-240V / 4,9W - 462 lm ≠ FIXT 305 lm - 4000K/CRI 80 - 220-240V

- | | | | |
|-------------------------------------------------------------------------------------------------------------------------------------------------------------------------------------------------------------------------------|-------------------------------------------------------------------------------------------------------------------------------------------------------------------------------------------------------------------------------|-------------------------------------------------------------------------------------------------------------------------------------------------------------------------------------------------------------------------------|--------------------------------------------------------------------------------------------------------------------------------------------------------------------------------------------------------------------------------------------------|
| <p>2700K</p> <ul style="list-style-type: none"> ○ F015A22A000 ○ F015A22A001 ● F015A22A006 ● F015A22A012 ● F015A22A018 ● F015A22A030 ● F015A22A033 | <p>3000K</p> <ul style="list-style-type: none"> ○ F015A32A000 ○ F015A32A001 ● F015A32A006 ● F015A32A012 ● F015A32A018 ● F015A32A030 ● F015A32A033 | <p>4000K</p> <ul style="list-style-type: none"> ○ F015A42A000 ○ F015A42A001 ● F015A42A006 ● F015A42A012 ● F015A42A018 ● F015A42A030 ● F015A42A033 | <p>85 cd</p> <p>35°</p> <p>60°</p> <p>90°</p> <p>α=24.1°+ 20.7°</p> <p>β=45.4°+ 45.4°</p> <p>Max Med</p> <p>m</p> <p>1.00 85 19</p> <p>2.00 21 5</p> <p>3.00 9 2</p> <p>4.00 5 1</p> <p>5.00 3 1</p> <p>@3000K</p> |
|-------------------------------------------------------------------------------------------------------------------------------------------------------------------------------------------------------------------------------|-------------------------------------------------------------------------------------------------------------------------------------------------------------------------------------------------------------------------------|-------------------------------------------------------------------------------------------------------------------------------------------------------------------------------------------------------------------------------|--------------------------------------------------------------------------------------------------------------------------------------------------------------------------------------------------------------------------------------------------|

Mile Wall 1 Washer Up



Sorgente luminosa a LED inclusa. Alimentazione elettrica 220-240V ON/OFF integrata. Dotato di doppio passacavo per collegamento entra-esce.

LED light source included. Integrated 220-240V ON/OFF electrical power. Equipped with double cable gland for electrical connection.

2200K disponibile su richiesta.

2200K available on request.

Mid - Power Led: 4,9W - 427 lm ≠ FIXT 291 lm - 2700K/CRI 80 - 220-240V / 4,9W - 445 lm ≠ FIXT 303 lm - 3000K/CRI 80 - 220-240V / 4,9W - 462 lm ≠ FIXT 314 lm - 4000K/CRI 80 - 220-240V

2700K

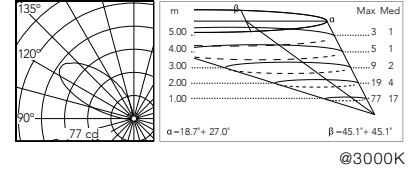
- F015B21A000
- F015B21A001
- F015B21A006
- F015B21A012
- F015B21A018
- F015B21A030
- F015B21A033

3000K

- F015B31A000
- F015B31A001
- F015B31A006
- F015B31A012
- F015B31A018
- F015B31A030
- F015B31A033

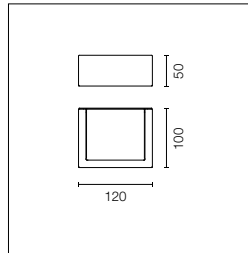
4000K

- F015B41A000
- F015B41A001
- F015B41A006
- F015B41A012
- F015B41A018
- F015B41A030
- F015B41A033



@3000K

Mile Wall 1 Washer Down



Sorgente luminosa a LED inclusa. Alimentazione elettrica 220-240V ON/OFF integrata. Dotato di doppio passacavo per collegamento entra-esce.

LED light source included. Integrated 220-240V ON/OFF electrical power. Equipped with double cable gland for electrical connection.

2200K disponibile su richiesta.

2200K available on request.

Mid - Power Led: 4,9W - 427 lm ≠ FIXT 291 lm - 2700K/CRI 80 - 220-240V / 4,9W - 445 lm ≠ FIXT 303 lm - 3000K/CRI 80 - 220-240V / 4,9W - 462 lm ≠ FIXT 314 lm - 4000K/CRI 80 - 220-240V

2700K

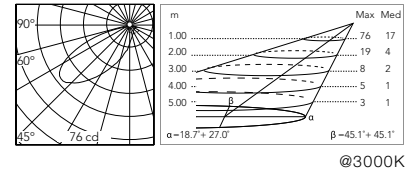
- F015B22A000
- F015B22A001
- F015B22A006
- F015B22A012
- F015B22A018
- F015B22A030
- F015B22A033

3000K

- F015B32A000
- F015B32A001
- F015B32A006
- F015B32A012
- F015B32A018
- F015B32A030
- F015B32A033

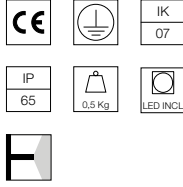
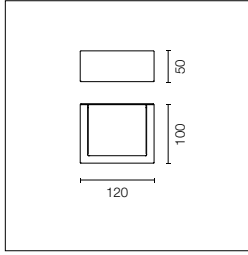
4000K

- F015B42A000
- F015B42A001
- F015B42A006
- F015B42A012
- F015B42A018
- F015B42A030
- F015B42A033



@3000K

Mile Wall 1 Asymmetric Up & Down



Sorgente luminosa a LED inclusa. Alimentazione elettrica 220-240V ON/OFF integrata. Dotato di doppio passacavo per collegamento entra-esce.

LED light source included. Integrated 220-240V ON/OFF electrical power. Equipped with double cable gland for electrical connection.

2200K disponibile su richiesta.

2200K available on request.

Mid - Power Led: 8,1W - 2x427 lm ≠ FIXT 2x291 lm - 2700K/CRI 80 - 220-240V / 8,1W - 2x445 lm ≠ FIXT 2x303 lm - 3000K/CRI 80 - 220-240V / 8,1W - 2x462 lm ≠ FIXT 2x314 lm - 4000K/CRI 80 - 220-240V

2700K

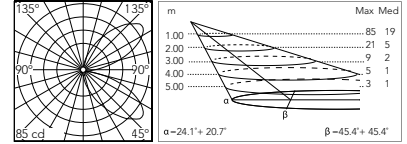
- F015A23A000
- F015A23A001
- F015A23A006
- F015A23A012
- F015A23A018
- F015A23A030
- F015A23A033

3000K

- F015A33A000
- F015A33A001
- F015A33A006
- F015A33A012
- F015A33A018
- F015A33A030
- F015A33A033

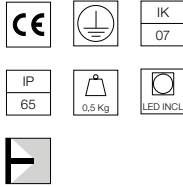
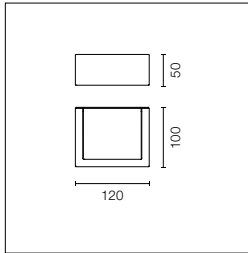
4000K

- F015A43A000
- F015A43A001
- F015A43A006
- F015A43A012
- F015A43A018
- F015A43A030
- F015A43A033



@3000K

Mile Wall 1 Washer Up & Down



Sorgente luminosa a LED inclusa. Alimentazione elettrica 220-240V ON/OFF integrata. Dotato di doppio passacavo per collegamento entra-esce.

LED light source included. Integrated 220-240V ON/OFF electrical power. Equipped with double cable gland for electrical connection.

2200K disponibile su richiesta.

2200K available on request.

Mid - Power Led: 8,1W - 2x427 lm ≠ FIXT 2x291 lm - 2700K/CRI 80 - 220-240V / 8,1W - 2x445 lm ≠ FIXT 2x303 lm - 3000K/CRI 80 - 220-240V / 8,1W - 2x462 lm ≠ FIXT 2x314 lm - 4000K/CRI 80 - 220-240V

2700K

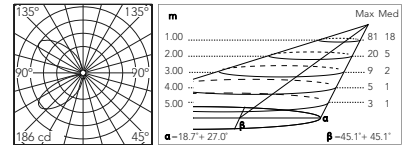
- F015B23A000
- F015B23A001
- F015B23A006
- F015B23A012
- F015B23A018
- F015B23A030
- F015B23A033

3000K

- F015B33A000
- F015B33A001
- F015B33A006
- F015B33A012
- F015B33A018
- F015B33A030
- F015B33A033

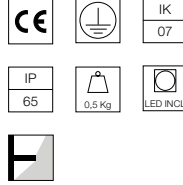
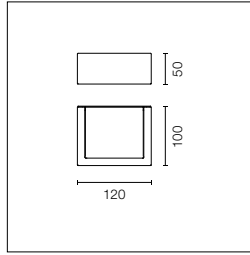
4000K

- F015B43A000
- F015B43A001
- F015B43A006
- F015B43A012
- F015B43A018
- F015B43A030
- F015B43A033



@3000K

Mile Wall 1 Washer Down + Asymmetric Up



Sorgente luminosa a LED inclusa. Alimentazione elettrica 220-240V ON/OFF integrata. Dotato di doppio passacavo per collegamento entra-esce.

LED light source included. Integrated 220-240V ON/OFF electrical power. Equipped with double cable gland for electrical connection.

2200K disponibile su richiesta.

2200K available on request.

Mid - Power Led: 8,1W - 2x427 lm ≠ FIXT 291+283 lm - 2700K/CRI 80 - 220-240V / 8,1W - 2x445 lm ≠ FIXT 303+294 lm - 3000K/CRI 80 - 220-240V / 8,1W - 2x462 lm ≠ FIXT 314+305 lm - 4000K/CRI 80 - 220-240V

2700K

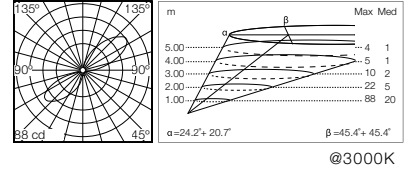
- F015C24A000
- F015C24A001
- F015C24A006
- F015C24A012
- F015C24A018
- F015C24A030
- F015C24A033

3000K

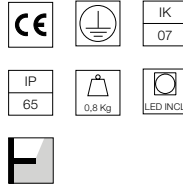
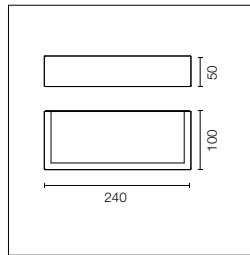
- F015C34A000
- F015C34A001
- F015C34A006
- F015C34A012
- F015C34A018
- F015C34A030
- F015C34A033

4000K

- F015C44A000
- F015C44A001
- F015C44A006
- F015C44A012
- F015C44A018
- F015C44A030
- F015C44A033



Mile Wall 2 Asymmetric Up



Sorgente luminosa a LED inclusa. Alimentazione elettrica 220-240V ON/OFF e dimmabile 1-10V o DALI integrata. Dotato di doppio passacavo per collegamento entra-esce.

LED light source included. Integrated 220-240V ON/OFF and 1-10V or DALI dimmable electrical power. Equipped with double cable gland for electrical connection.

2200K disponibile su richiesta.

2200K available on request.

Mid - Power Led: 7,8W - 838 lm ≠ FIXT 603 lm - 2700K/CRI 80 - 220-240V / 7,8W - 872 lm ≠ FIXT 627 lm - 3000K/CRI 80 - 220-240V / 7,8W - 905 lm ≠ FIXT 651 lm - 4000K/CRI 80 - 220-240V

2700K

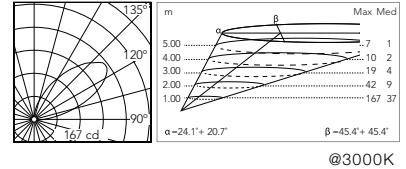
- Non Dimmable
- F015D21A000
- F015D21A001
- F015D21A006
- F015D21A012
- F015D21A018
- F015D21A030
- F015D21A033
- 1-10V
- F015D21B000
- F015D21B001
- F015D21B006
- F015D21B012
- F015D21B018
- F015D21B030
- F015D21B033
- Dali
- F015D21D000
- F015D21D001
- F015D21D006
- F015D21D012
- F015D21D018
- F015D21D030
- F015D21D033

3000K

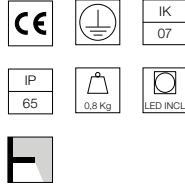
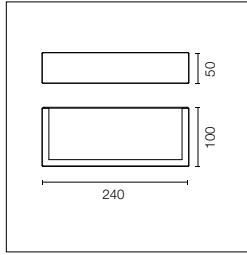
- Non Dimmable
- F015D31A000
- F015D31A001
- F015D31A006
- F015D31A012
- F015D31A018
- F015D31A030
- F015D31A033
- 1-10V
- F015D31B000
- F015D31B001
- F015D31B006
- F015D31B012
- F015D31B018
- F015D31B030
- F015D31B033
- Dali
- F015D31D000
- F015D31D001
- F015D31D006
- F015D31D012
- F015D31D018
- F015D31D030
- F015D31D033

4000K

- Non Dimmable
- F015D41A000
- F015D41A001
- F015D41A006
- F015D41A012
- F015D41A018
- F015D41A030
- F015D41A033
- 1-10V
- F015D41B000
- F015D41B001
- F015D41B006
- F015D41B012
- F015D41B018
- F015D41B030
- F015D41B033
- Dali
- F015D41D000
- F015D41D001
- F015D41D006
- F015D41D012
- F015D41D018
- F015D41D030
- F015D41D033



Mile Wall 2 Asymmetric Down



Sorgente luminosa a LED inclusa. Alimentazione elettrica 220-240V ON/OFF e dimmarabile 1-10V o DALI integrata. Dotato di doppio passacavo per collegamento entra-esci.

LED light source included. Integrated 220-240V ON/OFF and 1-10V or DALI dimmable electrical power. Equipped with double cable gland for electrical connection.

2200K disponibile su richiesta.

2200K available on request.

Mid - Power Led: 7,8W - 838 lm ≠ FIXT 603 lm - 2700K/CRI 80 - 220-240V / 7,8W - 872 lm ≠ FIXT 627 lm - 3000K/CRI 80 - 220-240V / 7,8W - 905 lm ≠ FIXT 651 lm - 4000K/CRI 80 - 220-240V

2700K

Non Dimmable

- F015D22A000
- F015D22A001
- F015D22A006
- F015D22A012
- F015D22A018
- F015D22A030
- F015D22A033
- 1-10V
- F015D22B000
- F015D22B001
- F015D22B006
- F015D22B012
- F015D22B018
- F015D22B030
- F015D22B033
- Dali
- F015D22D000
- F015D22D001
- F015D22D006
- F015D22D012
- F015D22D018
- F015D22D030
- F015D22D033

3000K

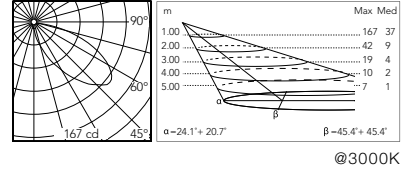
Non Dimmable

- F015D32A000
- F015D32A001
- F015D32A006
- F015D32A012
- F015D32A018
- F015D32A030
- F015D32A033
- 1-10V
- F015D32B000
- F015D32B001
- F015D32B006
- F015D32B012
- F015D32B018
- F015D32B030
- F015D32B033
- Dali
- F015D32D000
- F015D32D001
- F015D32D006
- F015D32D012
- F015D32D018
- F015D32D030
- F015D32D033

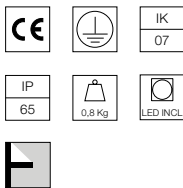
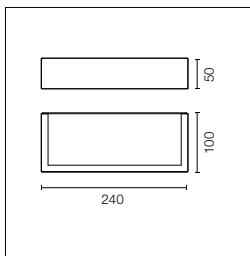
4000K

Non Dimmable

- F015D42A000
- F015D42A001
- F015D42A006
- F015D42A012
- F015D42A018
- F015D42A030
- F015D42A033
- 1-10V
- F015D42B000
- F015D42B001
- F015D42B006
- F015D42B012
- F015D42B018
- F015D42B030
- F015D42B033
- Dali
- F015D42D000
- F015D42D001
- F015D42D006
- F015D42D012
- F015D42D018
- F015D42D030
- F015D42D033



Mile Wall 2 Washer Up



Sorgente luminosa a LED inclusa. Alimentazione elettrica 220-240V ON/OFF e dimmarabile 1-10V o DALI integrata. Dotato di doppio passacavo per collegamento entra-esce.

LED light source included. Integrated 220-240V ON/OFF and 1-10V or DALI dimmable electrical power. Equipped with double cable gland for electrical connection.

2200K disponibile su richiesta.

2200K available on request.

Mid - Power Led: 6,4W - 661 lm ≠ FIXT 453 lm - 2700K/CRI 80 - 220-240V / 6,4W - 714 lm ≠ FIXT 471 lm - 3000K/CRI 80 - 220-240V / 6,4W - 714 lm ≠ FIXT 489 lm - 4000K/CRI 80 - 220-240V

2700K

Non Dimmable

- F015E21A000
- F015E21A001
- F015E21A006
- F015E21A012
- F015E21A018
- F015E21A030
- F015E21A033
- 1-10V
- F015E21B000
- F015E21B001
- F015E21B006
- F015E21B012
- F015E21B018
- F015E21B030
- F015E21B033

Dali

- F015E21D000
- F015E21D001
- F015E21D006
- F015E21D012
- F015E21D018
- F015E21D030
- F015E21D033

3000K

Non Dimmable

- F015E31A000
- F015E31A001
- F015E31A006
- F015E31A012
- F015E31A018
- F015E31A030
- F015E31A033
- 1-10V
- F015E31B000
- F015E31B001
- F015E31B006
- F015E31B012
- F015E31B018
- F015E31B030
- F015E31B033

Dali

- F015E31D000
- F015E31D001
- F015E31D006
- F015E31D012
- F015E31D018
- F015E31D030
- F015E31D033

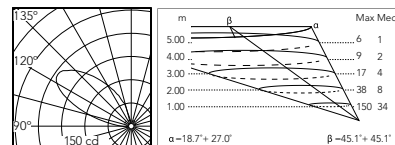
4000K

Non Dimmable

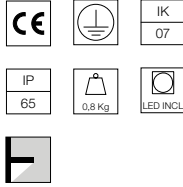
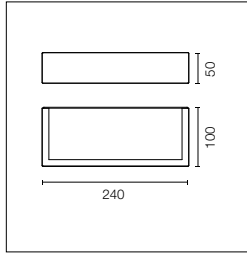
- F015E41A000
- F015E41A001
- F015E41A006
- F015E41A012
- F015E41A018
- F015E41A030
- F015E41A033
- 1-10V
- F015E41B000
- F015E41B001
- F015E41B006
- F015E41B012
- F015E41B018
- F015E41B030
- F015E41B033

Dali

- F015E41D000
- F015E41D001
- F015E41D006
- F015E41D012
- F015E41D018
- F015E41D030
- F015E41D033



Mile Wall 2 Washer Down



Sorgente luminosa a LED inclusa. Alimentazione elettrica 220-240V ON/OFF e dimmabile 1-10V o DALI integrata. Dotato di doppio passacavo per collegamento entra-esci.

LED light source included. Integrated 220-240V ON/OFF and 1-10V or DALI dimmable electrical power. Equipped with double cable gland for electrical connection.

2200K disponibile su richiesta.

2200K available on request.

Mid - Power Led: 6,4W - 661 lm ≠ FIXT 453 lm - 2700K/CRI 80 - 220-240V / 6,4W - 714 lm ≠ FIXT 471 lm - 3000K/CRI 80 - 220-240V / 6,4W - 714 lm ≠ FIXT 489 lm - 4000K/CRI 80 - 220-240V

2700K

Non Dimmable

- F015E22A000
- F015E22A001
- F015E22A006
- F015E22A012
- F015E22A018
- F015E22A030
- F015E22A033
- 1-10V
- F015E22B000
- F015E22B001
- F015E22B006
- F015E22B012
- F015E22B018
- F015E22B030
- F015E22B033

Dali

- F015E22D000
- F015E22D001
- F015E22D006
- F015E22D012
- F015E22D018
- F015E22D030
- F015E22D033

3000K

Non Dimmable

- F015E32A000
- F015E32A001
- F015E32A006
- F015E32A012
- F015E32A018
- F015E32A030
- F015E32A033
- 1-10V
- F015E32B000
- F015E32B001
- F015E32B006
- F015E32B012
- F015E32B018
- F015E32B030
- F015E32B033

Dali

- F015E32D000
- F015E32D001
- F015E32D006
- F015E32D012
- F015E32D018
- F015E32D030
- F015E32D033

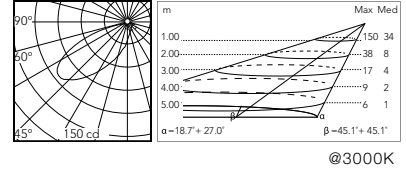
4000K

Non Dimmable

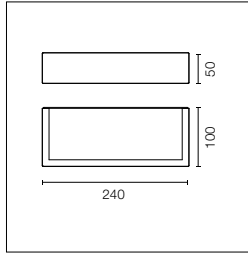
- F015E42A000
- F015E42A001
- F015E42A006
- F015E42A012
- F015E42A018
- F015E42A030
- F015E42A033
- 1-10V
- F015E42B000
- F015E42B001
- F015E42B006
- F015E42B012
- F015E42B018
- F015E42B030
- F015E42B033

Dali

- F015E42D000
- F015E42D001
- F015E42D006
- F015E42D012
- F015E42D018
- F015E42D030
- F015E42D033



Mile Wall 2 Asymmetric Up & Down



Sorgente luminosa a LED inclusa. Alimentazione elettrica 220-240V ON/OFF e dimmarabile 1-10V o DALI integrata. Dotato di doppio passacavo per collegamento entra-esce.

LED light source included. Integrated 220-240V ON/OFF and 1-10V or DALI dimmable electrical power. Equipped with double cable gland for electrical connection.

2200K disponibile su richiesta.

2200K available on request.

Mid - Power Led: 13,5W - 2x838 lm ≠ FIXT 2x603 lm - 2700K/CRI 80 - 220-240V / 13,5W - 2x872 lm ≠ FIXT 2x627 lm - 3000K/CRI 80 - 220-240V / 13,5W - 2x905 lm ≠ FIXT 2x651 lm - 4000K/CRI 80 - 220-240V

2700K

Non Dimmable

- F015D23A000
- F015D23A001
- F015D23A006
- F015D23A012
- F015D23A018
- F015D23A030
- F015D23A033
- 1-10V
- F015D23B000
- F015D23B001
- F015D23B006
- F015D23B012
- F015D23B018
- F015D23B030
- F015D23B033

Dali

- F015D23D000
- F015D23D001
- F015D23D006
- F015D23D012
- F015D23D018
- F015D23D030
- F015D23D033

3000K

Non Dimmable

- F015D33A000
- F015D33A001
- F015D33A006
- F015D33A012
- F015D33A018
- F015D33A030
- F015D33A033
- 1-10V
- F015D33B000
- F015D33B001
- F015D33B006
- F015D33B012
- F015D33B018
- F015D33B030
- F015D33B033

Dali

- F015D33D000
- F015D33D001
- F015D33D006
- F015D33D012
- F015D33D018
- F015D33D030
- F015D33D033

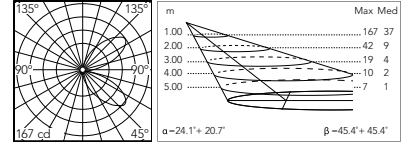
4000K

Non Dimmable

- F015D43A000
- F015D43A001
- F015D43A006
- F015D43A012
- F015D43A018
- F015D43A030
- F015D43A033
- 1-10V
- F015D43B000
- F015D43B001
- F015D43B006
- F015D43B012
- F015D43B018
- F015D43B030
- F015D43B033

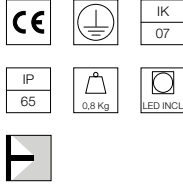
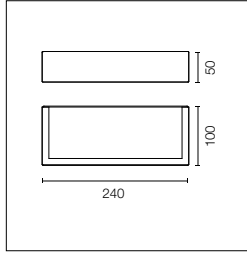
Dali

- F015D43D000
- F015D43D001
- F015D43D006
- F015D43D012
- F015D43D018
- F015D43D030
- F015D43D033



@3000K

Mile Wall 2 Washer Up & Down



Sorgente luminosa a LED inclusa. Alimentazione elettrica 220-240V ON/OFF e dimmabile 1-10V o DALI integrata. Dotato di doppio passacavo per collegamento entra-esci.

LED light source included. Integrated 220-240V ON/OFF and 1-10V or DALI dimmable electrical power. Equipped with double cable gland for electrical connection.

2200K disponibile su richiesta.

2200K available on request.

Mid - Power Led: 10,5W - 2x661 lm ≠ FIXT 2x453 lm - 2700K/CRI 80 - 220-240V / 10,5W - 2x714 lm ≠ FIXT 2x471 lm - 3000K/CRI 80 - 220-240V / 10,5W - 2x714 lm ≠ FIXT 2x489 lm - 4000K/CRI 80 - 220-240V

2700K

Non Dimmable

- F015E23A000
- F015E23A001
- F015E23A006
- F015E23A012
- F015E23A018
- F015E23A030
- F015E23A033
- 1-10V
- F015E23B000
- F015E23B001
- F015E23B006
- F015E23B012
- F015E23B018
- F015E23B030
- F015E23B033

Dali

- F015E23D000
- F015E23D001
- F015E23D006
- F015E23D012
- F015E23D018
- F015E23D030
- F015E23D033

3000K

Non Dimmable

- F015E33A000
- F015E33A001
- F015E33A006
- F015E33A012
- F015E33A018
- F015E33A030
- F015E33A033
- 1-10V
- F015E33B000
- F015E33B001
- F015E33B006
- F015E33B012
- F015E33B018
- F015E33B030
- F015E33B033

Dali

- F015E33D000
- F015E33D001
- F015E33D006
- F015E33D012
- F015E33D018
- F015E33D030
- F015E33D033

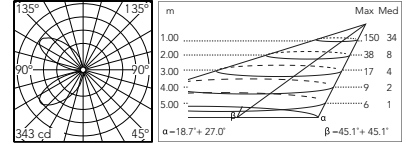
4000K

Non Dimmable

- F015E43A000
- F015E43A001
- F015E43A006
- F015E43A012
- F015E43A018
- F015E43A030
- F015E43A033
- 1-10V
- F015E43B000
- F015E43B001
- F015E43B006
- F015E43B012
- F015E43B018
- F015E43B030
- F015E43B033

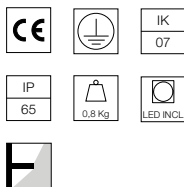
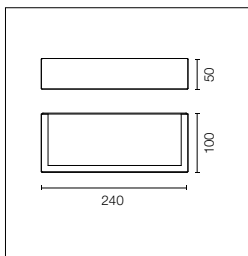
Dali

- F015E43D000
- F015E43D001
- F015E43D006
- F015E43D012
- F015E43D018
- F015E43D030
- F015E43D033



@3000K

Mile Wall 2 Washer Down + Asymmetric Up



Sorgente luminosa a LED inclusa. Alimentazione elettrica 220-240V ON/OFF e dimmabile 1-10V o DALI integrata. Dotato di doppio passacavo per collegamento entra-esce.

LED light source included. Integrated 220-240V ON/OFF and 1-10V or DALI dimmable electrical power. Equipped with double cable gland for electrical connection.

2200K disponibile su richiesta.

2200K available on request.

Mid - Power Led: 12W - 661+838 lm ≠ FIXT 453+603 lm - 2700K/CRI 80 - 220-240V / 12W - 2714+872 lm ≠ FIXT 471+627 lm - 3000K/CRI 80 - 220-240V / 12W - 714+905 lm ≠ FIXT 489+651 lm - 4000K/CRI 80 - 220-240V

2700K

Non Dimmable

- F015F24A000
- F015F24A001
- F015F24A006
- F015F24A012
- F015F24A018
- F015F24A030
- F015F24A033
- 1-10V
- F015F24B000
- F015F24B001
- F015F24B006
- F015F24B012
- F015F24B018
- F015F24B030
- F015F24B033

Dali

- F015F24D000
- F015F24D001
- F015F24D006
- F015F24D012
- F015F24D018
- F015F24D030
- F015F24D033

3000K

Non Dimmable

- F015F34A000
- F015F34A001
- F015F34A006
- F015F34A012
- F015F34A018
- F015F34A030
- F015F34A033
- 1-10V
- F015F34B000
- F015F34B001
- F015F34B006
- F015F34B012
- F015F34B018
- F015F34B030
- F015F34B033

Dali

- F015F34D000
- F015F34D001
- F015F34D006
- F015F34D012
- F015F34D018
- F015F34D030
- F015F34D033

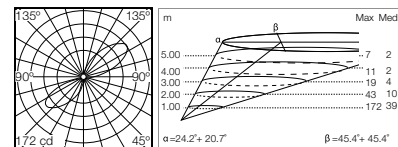
4000K

Non Dimmable

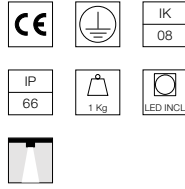
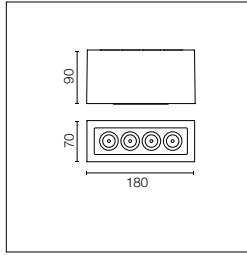
- F015F44A000
- F015F44A001
- F015F44A006
- F015F44A012
- F015F44A018
- F015F44A030
- F015F44A033
- 1-10V
- F015F44B000
- F015F44B001
- F015F44B006
- F015F44B012
- F015F44B018
- F015F44B030
- F015F44B033

Dali

- F015F44D000
- F015F44D001
- F015F44D006
- F015F44D012
- F015F44D018
- F015F44D030
- F015F44D033



@3000K



Sorgente luminosa a LED inclusa. Alimentazione elettrica 220-240V ON/OFF integrata e dimmabile 1-10V o DALI integrata. Dotato di doppio passacavo per collegamento entra-esce. Staffa di fissaggio inclusa.

LED light source included. Integrated 220-240V ON/OFF and 1-10V/DALI dimmable electrical power. Equipped with double cable gland for inlet and outlet connection. Fixing bracket included.

2200K disponibile su richiesta.

2200K available on request.

Power Led: 11W - 994 lm ≠ *FIXT 736 lm - 2700K/CRI>80 - 220-240V / 11W - 1030 lm ≠ *FIXT 759 lm - 3000K/CRI>80 - 220-240V / 11W - 1067 lm ≠ *FIXT 791 lm - 4000K/CRI>80 - 220-240V
 *Fixt lm = Spot Optic

Optic Spot

2700K

Non Dimmable

- F030A21A000
- F030A21A001
- F030A21A006
- F030A21A012
- F030A21A018
- F030A21A030
- F030A21A033

1-10V

- F030A21B000
- F030A21B001
- F030A21B006
- F030A21B012
- F030A21B018
- F030A21B030
- F030A21B033

Dali

- F030A21D000
- F030A21D001
- F030A21D006
- F030A21D012
- F030A21D018
- F030A21D030
- F030A21D033

3000K

Non Dimmable

- F030A31A000
- F030A31A001
- F030A31A006
- F030A31A012
- F030A31A018
- F030A31A030
- F030A31A033

1-10V

- F030A31B000
- F030A31B001
- F030A31B006
- F030A31B012
- F030A31B018
- F030A31B030
- F030A31B033

Dali

- F030A31D000
- F030A31D001
- F030A31D006
- F030A31D012
- F030A31D018
- F030A31D030
- F030A31D033

4000K

Non Dimmable

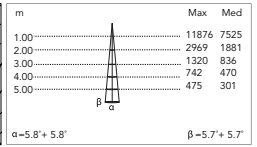
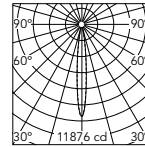
- F030A41A000
- F030A41A001
- F030A41A006
- F030A41A012
- F030A41A018
- F030A41A030
- F030A41A033

1-10V

- F030A41B000
- F030A41B001
- F030A41B006
- F030A41B012
- F030A41B018
- F030A41B030
- F030A41B033

Dali

- F030A41D000
- F030A41D001
- F030A41D006
- F030A41D012
- F030A41D018
- F030A41D030
- F030A41D033



@3000K

Optic Medium

2700K

Non Dimmable

- F030A22A000
- F030A22A001
- F030A22A006
- F030A22A012
- F030A22A018
- F030A22A030
- F030A22A033

1-10V

- F030A22B000
- F030A22B001
- F030A22B006
- F030A22B012
- F030A22B018
- F030A22B030
- F030A22B033

Dali

- F030A22D000
- F030A22D001
- F030A22D006
- F030A22D012
- F030A22D018
- F030A22D030
- F030A22D033

3000K

Non Dimmable

- F030A32A000
- F030A32A001
- F030A32A006
- F030A32A012
- F030A32A018
- F030A32A030
- F030A32A033

1-10V

- F030A32B000
- F030A32B001
- F030A32B006
- F030A32B012
- F030A32B018
- F030A32B030
- F030A32B033

Dali

- F030A32D000
- F030A32D001
- F030A32D006
- F030A32D012
- F030A32D018
- F030A32D030
- F030A32D033

4000K

Non Dimmable

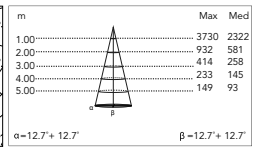
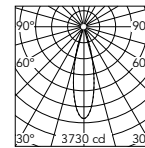
- F030A42A000
- F030A42A001
- F030A42A006
- F030A42A012
- F030A42A018
- F030A42A030
- F030A42A033

1-10V

- F030A42B000
- F030A42B001
- F030A42B006
- F030A42B012
- F030A42B018
- F030A42B030
- F030A42B033

Dali

- F030A42D000
- F030A42D001
- F030A42D006
- F030A42D012
- F030A42D018
- F030A42D030
- F030A42D033



@3000K

Optic Flood

2700K

Non Dimmable

- F030A23A000
- F030A23A001
- F030A23A006
- F030A23A012
- F030A23A018
- F030A23A030
- F030A23A033
- 1-10V
- F030A23B000
- F030A23B001
- F030A23B006
- F030A23B012
- F030A23B018
- F030A23B030
- F030A23B033
- Dali
- F030A23D000
- F030A23D001
- F030A23D006
- F030A23D012
- F030A23D018
- F030A23D030
- F030A23D033

3000K

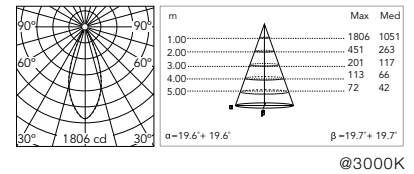
Non Dimmable

- F030A33A000
- F030A33A001
- F030A33A006
- F030A33A012
- F030A33A018
- F030A33A030
- F030A33A033
- 1-10V
- F030A33B000
- F030A33B001
- F030A33B006
- F030A33B012
- F030A33B018
- F030A33B030
- F030A33B033
- Dali
- F030A33D000
- F030A33D001
- F030A33D006
- F030A33D012
- F030A33D018
- F030A33D030
- F030A33D033

4000K

Non Dimmable

- F030A43A000
- F030A43A001
- F030A43A006
- F030A43A012
- F030A43A018
- F030A43A030
- F030A43A033
- 1-10V
- F030A43B000
- F030A43B001
- F030A43B006
- F030A43B012
- F030A43B018
- F030A43B030
- F030A43B033
- Dali
- F030A43D000
- F030A43D001
- F030A43D006
- F030A43D012
- F030A43D018
- F030A43D030
- F030A43D033

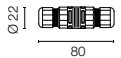


Accessori per versioni non dimmable / Accessories for non-dimmable versions

Sistema di giunzione IP68
H2O Stop anti-condensa a 2
vie 4 poli.

2 way terminal block 4 poles
IP68 H2O Stop.

F990C00A000



Sistema di giunzione IP68
H2O Stop anti-condensa a
3/4 vie 4 poli. (Ø5,5÷12mm
cavo).

3/4 way terminal block 4 poles
IP68 H2O Stop. (ø5,5÷12mm
cable).

F990C010000



Accessori per versioni Dimmerabili / Accessories for dimmable versions

Kit connettore 5 poli presa
volante + spina EU IP68.

Connector kit 5-pole flying
socket + EU plug IP68.

F990C080000

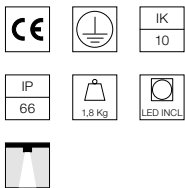
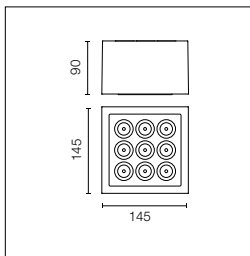


Scatola di derivazione 5 poli 4
vie IP68 (cavi 6-14 mm).

4 way junction box 5 poles
IP68 (6-14 mm cables).

F990C030000





Sorgente luminosa a LED inclusa. Alimentazione elettrica 220-240V ON/OFF integrata e dimmabile 1-10V o DALI integrata. Dotato di doppio passacavo per collegamento entra-esce. Staffa di fissaggio inclusa.

LED light source included. Integrated 220-240V ON/OFF and 1-10V/DALI dimmable electrical power. Equipped with double cable gland for inlet and outlet connection. Fixing bracket included.

2200K disponibile su richiesta.

2200K available on request.

Power Led: 15W - 1677 lm ≠ *FIXT 1032 lm - 2700K/CRI>80 - 220-240V / 15W - 1739 lm ≠ *FIXT 1344 lm - 3000K/CRI>80 - 220-240V / 15W - 1800 lm ≠ *FIXT 1400 lm - 4000K/CRI>80 - 220-240V / *Fixt lm = Spot Optic

Optic Spot

2700K

Non Dimmable

- F030C21A000
- F030C21A001
- F030C21A006
- F030C21A012
- F030C21A018
- F030C21A030
- F030C21A033
- 1-10V
- F030C21B000
- F030C21B001
- F030C21B006
- F030C21B012
- F030C21B018
- F030C21B030
- F030C21B033

Dali

- F030C21D000
- F030C21D001
- F030C21D006
- F030C21D012
- F030C21D018
- F030C21D030
- F030C21D033

3000K

Non Dimmable

- F030C31A000
- F030C31A001
- F030C31A006
- F030C31A012
- F030C31A018
- F030C31A030
- F030C31A033
- 1-10V
- F030C31B000
- F030C31B001
- F030C31B006
- F030C31B012
- F030C31B018
- F030C31B030
- F030C31B033

Dali

- F030C31D000
- F030C31D001
- F030C31D006
- F030C31D012
- F030C31D018
- F030C31D030
- F030C31D033

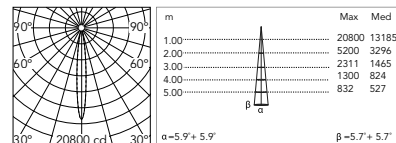
4000K

Non Dimmable

- F030C41A000
- F030C41A001
- F030C41A006
- F030C41A012
- F030C41A018
- F030C41A030
- F030C41A033
- 1-10V
- F030C41B000
- F030C41B001
- F030C41B006
- F030C41B012
- F030C41B018
- F030C41B030
- F030C41B033

Dali

- F030C41D000
- F030C41D001
- F030C41D006
- F030C41D012
- F030C41D018
- F030C41D030
- F030C41D033



@3000K

Optic Medium

2700K

Non Dimmable

- F030C22A000
- F030C22A001
- F030C22A006
- F030C22A012
- F030C22A018
- F030C22A030
- F030C22A033
- 1-10V
- F030C22B000
- F030C22B001
- F030C22B006
- F030C22B012
- F030C22B018
- F030C22B030
- F030C22B033

Dali

- F030C22D000
- F030C22D001
- F030C22D006
- F030C22D012
- F030C22D018
- F030C22D030
- F030C22D033

3000K

Non Dimmable

- F030C32A000
- F030C32A001
- F030C32A006
- F030C32A012
- F030C32A018
- F030C32A030
- F030C32A033
- 1-10V
- F030C32B000
- F030C32B001
- F030C32B006
- F030C32B012
- F030C32B018
- F030C32B030
- F030C32B033

Dali

- F030C32D000
- F030C32D001
- F030C32D006
- F030C32D012
- F030C32D018
- F030C32D030
- F030C32D033

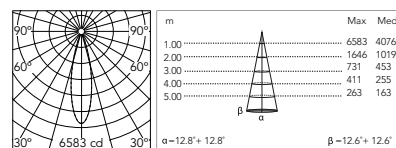
4000K

Non Dimmable

- F030C42A000
- F030C42A001
- F030C42A006
- F030C42A012
- F030C42A018
- F030C42A030
- F030C42A033
- 1-10V
- F030C42B000
- F030C42B001
- F030C42B006
- F030C42B012
- F030C42B018
- F030C42B030
- F030C42B033

Dali

- F030C42D000
- F030C42D001
- F030C42D006
- F030C42D012
- F030C42D018
- F030C42D030
- F030C42D033



@3000K

Optic Flood

2700K

Non Dimmable

- F030C23A000
- F030C23A001
- F030C23A006
- F030C23A012
- F030C23A018
- F030C23A030
- F030C23A033
- 1-10V
- F030C23B000
- F030C23B001
- F030C23B006
- F030C23B012
- F030C23B018
- F030C23B030
- F030C23B033
- Dali
- F030C23D000
- F030C23D001
- F030C23D006
- F030C23D012
- F030C23D018
- F030C23D030
- F030C23D033

3000K

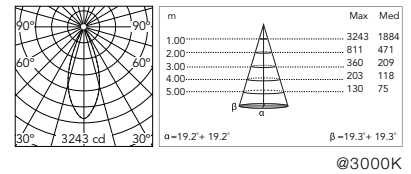
Non Dimmable

- F030C33A000
- F030C33A001
- F030C33A006
- F030C33A012
- F030C33A018
- F030C33A030
- F030C33A033
- 1-10V
- F030C33B000
- F030C33B001
- F030C33B006
- F030C33B012
- F030C33B018
- F030C33B030
- F030C33B033
- Dali
- F030C33D000
- F030C33D001
- F030C33D006
- F030C33D012
- F030C33D018
- F030C33D030
- F030C33D033

4000K

Non Dimmable

- F030C43A000
- F030C43A001
- F030C43A006
- F030C43A012
- F030C43A018
- F030C43A030
- F030C43A033
- 1-10V
- F030C43B000
- F030C43B001
- F030C43B006
- F030C43B012
- F030C43B018
- F030C43B030
- F030C43B033
- Dali
- F030C43D000
- F030C43D001
- F030C43D006
- F030C43D012
- F030C43D018
- F030C43D030
- F030C43D033

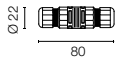


Accessori per versioni non dimmable / Accessories for non-dimmable versions

Sistema di giunzione IP68
H2O Stop anti-condensa a 2
vie 4 poli.

2 way terminal block 4 poles
IP68 H2O Stop.

F990C00A000



Sistema di giunzione IP68
H2O Stop anti-condensa a
3/4 vie 4 poli. (Ø5,5÷12mm
cavo).

3/4 way terminal block 4 poles
IP68 H2O Stop. (ø5,5÷12mm
cable).

F990C010000



Accessori per versioni Dimmerabili / Accessories for dimmable versions

Kit connettore 5 poli presa
volante + spina EU IP68.

Connector kit 5-pole flying
socket + EU plug IP68.

F990C080000

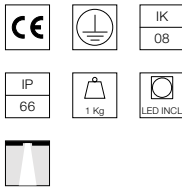
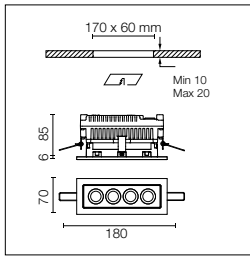


Scatola di derivazione 5 poli 4
vie IP68 (cavi 6-14 mm).

4 way junction box 5 poles
IP68 (6-14 mm cables).

F990C030000





Sorgente luminosa a LED inclusa. Alimentazione elettrica 220-240V ON/OFF integrata e dimmarabile 1-10V o DALI integrata. Dotato di spezzone di cavo uscente in neoprene e doppio passacavo per collegamento entra-esce. Molle di fissaggio per controsoffitto incluse. Cassaforma per soffitti in muratura da ordinare separatamente.

LED light source included. Integrated 220-240V ON/OFF and 1-10V/DALI dimmable electrical power. Equipped with neoprene cable outlet and double cable grommet for in/out connection. Ceiling mounting springs included. Box for brick roofing installation to be ordered separately.

2200K disponibile su richiesta.

2200K available on request.

Power Led: 11W - 994 lm ≠ *FIXT 736 lm - 2700K/CRI>80 - 220-240V / 11W - 1030 lm ≠ *FIXT 759 lm - 3000K/CRI>80 - 220-240V / 11W - 1067 lm ≠ *FIXT 791 lm - 4000K/CRI>80 - 220-240V / *Fixt lm = Spot Optic

Optic Spot

2700K

Non Dimmable

- F030B21A000
- F030B21A001
- F030B21A006
- F030B21A012
- F030B21A018
- F030B21A030
- F030B21A033
- 1-10V
- F030B21B000
- F030B21B001
- F030B21B006
- F030B21B012
- F030B21B018
- F030B21B030
- F030B21B033
- Dali
- F030B21D000
- F030B21D001
- F030B21D006
- F030B21D012
- F030B21D018
- F030B21D030
- F030B21D033

3000K

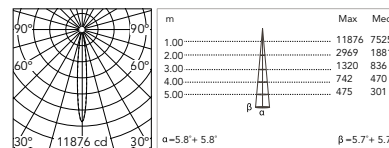
Non Dimmable

- F030B31A000
- F030B31A001
- F030B31A006
- F030B31A012
- F030B31A018
- F030B31A030
- F030B31A033
- 1-10V
- F030B31B000
- F030B31B001
- F030B31B006
- F030B31B012
- F030B31B018
- F030B31B030
- F030B31B033
- Dali
- F030B31D000
- F030B31D001
- F030B31D006
- F030B31D012
- F030B31D018
- F030B31D030
- F030B31D033

4000K

Non Dimmable

- F030B41A000
- F030B41A001
- F030B41A006
- F030B41A012
- F030B41A018
- F030B41A030
- F030B41A033
- 1-10V
- F030B41B000
- F030B41B001
- F030B41B006
- F030B41B012
- F030B41B018
- F030B41B030
- F030B41B033
- Dali
- F030B41D000
- F030B41D001
- F030B41D006
- F030B41D012
- F030B41D018
- F030B41D030
- F030B41D033



@3000K

Optic Medium

2700K

Non Dimmable

- F030B22A000
- F030B22A001
- F030B22A006
- F030B22A012
- F030B22A018
- F030B22A030
- F030B22A033
- 1-10V
- F030B22B000
- F030B22B001
- F030B22B006
- F030B22B012
- F030B22B018
- F030B22B030
- F030B22B033
- Dali
- F030B22D000
- F030B22D001
- F030B22D006
- F030B22D012
- F030B22D018
- F030B22D030
- F030B22D033

3000K

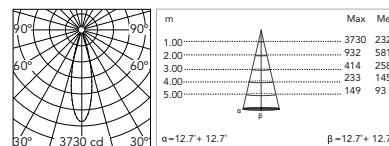
Non Dimmable

- F030B32A000
- F030B32A001
- F030B32A006
- F030B32A012
- F030B32A018
- F030B32A030
- F030B32A033
- 1-10V
- F030B32B000
- F030B32B001
- F030B32B006
- F030B32B012
- F030B32B018
- F030B32B030
- F030B32B033
- Dali
- F030B32D000
- F030B32D001
- F030B32D006
- F030B32D012
- F030B32D018
- F030B32D030
- F030B32D033

4000K

Non Dimmable

- F030B42A000
- F030B42A001
- F030B42A006
- F030B42A012
- F030B42A018
- F030B42A030
- F030B42A033
- 1-10V
- F030B42B000
- F030B42B001
- F030B42B006
- F030B42B012
- F030B42B018
- F030B42B030
- F030B42B033
- Dali
- F030B42D000
- F030B42D001
- F030B42D006
- F030B42D012
- F030B42D018
- F030B42D030
- F030B42D033



@3000K

Optic Flood

2700K

Non Dimmable

- F030B23A000
- F030B23A001
- F030B23A006
- F030B23A012
- F030B23A018
- F030B23A030
- F030B23A033
- 1-10V
- F030B23B000
- F030B23B001
- F030B23B006
- F030B23B012
- F030B23B018
- F030B23B030
- F030B23B033
- Dali
- F030B23D000
- F030B23D001
- F030B23D006
- F030B23D012
- F030B23D018
- F030B23D030
- F030B23D033

3000K

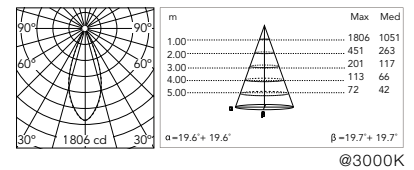
Non Dimmable

- F030B33A000
- F030B33A001
- F030B33A006
- F030B33A012
- F030B33A018
- F030B33A030
- F030B33A033
- 1-10V
- F030B33B000
- F030B33B001
- F030B33B006
- F030B33B012
- F030B33B018
- F030B33B030
- F030B33B033
- Dali
- F030B33D000
- F030B33D001
- F030B33D006
- F030B33D012
- F030B33D018
- F030B33D030
- F030B33D033

4000K

Non Dimmable

- F030B43A000
- F030B43A001
- F030B43A006
- F030B43A012
- F030B43A018
- F030B43A030
- F030B43A033
- 1-10V
- F030B43B000
- F030B43B001
- F030B43B006
- F030B43B012
- F030B43B018
- F030B43B030
- F030B43B033
- Dali
- F030B43D000
- F030B43D001
- F030B43D006
- F030B43D012
- F030B43D018
- F030B43D030
- F030B43D033

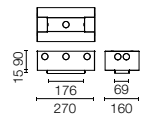


Mile Recessed 1: Accessori / Accessories

Scatola in metallo per installazione soffitti in cemento.

Metal installation box for concrete ceiling.

F030Z010000



Accessori per versioni non dimmable / Accessories for non-dimmable versions

Sistema di giunzione IP68 H2O Stop anti-condensa a 2 vie 4 poli.

2 way terminal block 4 poles IP68 H2O Stop.

F990C00A000



Sistema di giunzione IP68 H2O Stop anti-condensa a 3/4 vie 4 poli. (Ø5,5÷12mm cavo).

3/4 way terminal block 4 poles IP68 H2O Stop. (ø5,5÷12mm cable).

F990C010000



Accessori per versioni Dimmerabili / Accessories for dimmable versions

Kit connettore 5 poli presa volante + spina EU IP68.

Connector kit 5-pole flying socket + EU plug IP68.

F990C080000

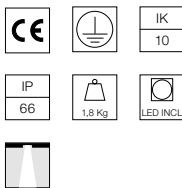
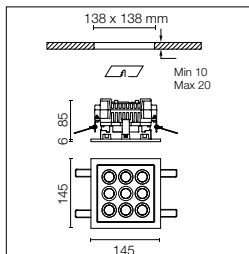


Scatola di derivazione 5 poli 4 vie IP68 (cavi 6-14 mm).

4 way junction box 5 poles IP68 (6-14 mm cables).

F990C030000





Sorgente luminosa a LED inclusa. Alimentazione elettrica 220-240V ON/OFF integrata e dimmarabile 1-10V o DALI integrata. Dotato di spezzone di cavo uscente in neoprene e doppio passacavo per collegamento entra-esce. Molle di fissaggio per controsoffitto incluse. Cassaforma per soffitti in muratura da ordinare separatamente.

LED light source included. Integrated 220-240V ON/OFF and 1-10V/DALI dimmable electrical power. Equipped with neoprene cable outlet and double cable grommet for in/out connection. Ceiling mounting springs included. Box for brick roofing installation to be ordered separately.

2200K disponibile su richiesta.

2200K available on request.

Power Led: 15W - 1677 lm ≠ *FIXT 1032 lm - 2700K/CRI>80 - 220-240V / 15W - 1739 lm ≠ *FIXT 1344 lm - 3000K/CRI>80 - 220-240V / 15W - 1800 lm ≠ *FIXT 1400 lm - 4000K/CRI>80 - 220-240V
 *Fixt lm = Spot Optic

Optic Spot

2700K

Non Dimmable

- F030D21A000
- F030D21A001
- F030D21A006
- F030D21A012
- F030D21A018
- F030D21A030
- F030D21A033
- 1-10V
- F030D21B000
- F030D21B001
- F030D21B006
- F030D21B012
- F030D21B018
- F030D21B030
- F030D21B033
- Dali
- F030D21D000
- F030D21D001
- F030D21D006
- F030D21D012
- F030D21D018
- F030D21D030
- F030D21D033

3000K

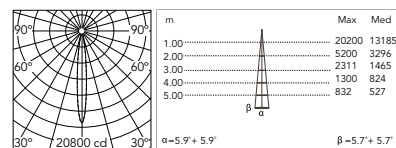
Non Dimmable

- F030D31A000
- F030D31A001
- F030D31A006
- F030D31A012
- F030D31A018
- F030D31A030
- F030D31A033
- 1-10V
- F030D31B000
- F030D31B001
- F030D31B006
- F030D31B012
- F030D31B018
- F030D31B030
- F030D31B033
- Dali
- F030D31D000
- F030D31D001
- F030D31D006
- F030D31D012
- F030D31D018
- F030D31D030
- F030D31D033

4000K

Non Dimmable

- F030D41A000
- F030D41A001
- F030D41A006
- F030D41A012
- F030D41A018
- F030D41A030
- F030D41A033
- 1-10V
- F030D41B000
- F030D41B001
- F030D41B006
- F030D41B012
- F030D41B018
- F030D41B030
- F030D41B033
- Dali
- F030D41D000
- F030D41D001
- F030D41D006
- F030D41D012
- F030D41D018
- F030D41D030
- F030D41D033



@3000K

Optic Medium

2700K

Non Dimmable

- F030D22A000
- F030D22A001
- F030D22A006
- F030D22A012
- F030D22A018
- F030D22A030
- F030D22A033
- 1-10V
- F030D22B000
- F030D22B001
- F030D22B006
- F030D22B012
- F030D22B018
- F030D22B030
- F030D22B033
- Dali
- F030D22D000
- F030D22D001
- F030D22D006
- F030D22D012
- F030D22D018
- F030D22D030
- F030D22D033

3000K

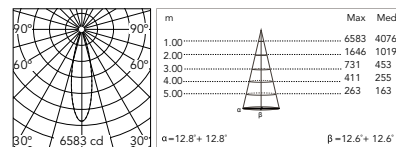
Non Dimmable

- F030D32A000
- F030D32A001
- F030D32A006
- F030D32A012
- F030D32A018
- F030D32A030
- F030D32A033
- 1-10V
- F030D32B000
- F030D32B001
- F030D32B006
- F030D32B012
- F030D32B018
- F030D32B030
- F030D32B033
- Dali
- F030D32D000
- F030D32D001
- F030D32D006
- F030D32D012
- F030D32D018
- F030D32D030
- F030D32D033

4000K

Non Dimmable

- F030D42A000
- F030D42A001
- F030D42A006
- F030D42A012
- F030D42A018
- F030D42A030
- F030D42A033
- 1-10V
- F030D42B000
- F030D42B001
- F030D42B006
- F030D42B012
- F030D42B018
- F030D42B030
- F030D42B033
- Dali
- F030D42D000
- F030D42D001
- F030D42D006
- F030D42D012
- F030D42D018
- F030D42D030
- F030D42D033



@3000K

Optic Flood

2700K

Non Dimmable

- F030D23A000
- F030D23A001
- F030D23A006
- F030D23A012
- F030D23A018
- F030D23A030
- F030D23A033
- 1-10V
- F030D23B000
- F030D23B001
- F030D23B006
- F030D23B012
- F030D23B018
- F030D23B030
- F030D23B033
- Dali
- F030D23D000
- F030D23D001
- F030D23D006
- F030D23D012
- F030D23D018
- F030D23D030
- F030D23D033

3000K

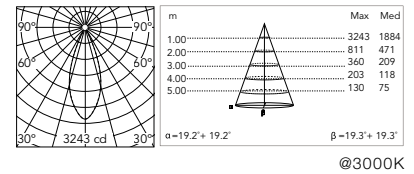
Non Dimmable

- F030D33A000
- F030D33A001
- F030D33A006
- F030D33A012
- F030D33A018
- F030D33A030
- F030D33A033
- 1-10V
- F030D33B000
- F030D33B001
- F030D33B006
- F030D33B012
- F030D33B018
- F030D33B030
- F030D33B033
- Dali
- F030D33D000
- F030D33D001
- F030D33D006
- F030D33D012
- F030D33D018
- F030D33D030
- F030D33D033

4000K

Non Dimmable

- F030D43A000
- F030D43A001
- F030D43A006
- F030D43A012
- F030D43A018
- F030D43A030
- F030D43A033
- 1-10V
- F030D43B000
- F030D43B001
- F030D43B006
- F030D43B012
- F030D43B018
- F030D43B030
- F030D43B033
- Dali
- F030D43D000
- F030D43D001
- F030D43D006
- F030D43D012
- F030D43D018
- F030D43D030
- F030D43D033

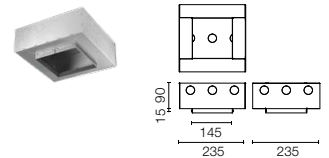


Mile Recessed 2: Accessori / Accessories

Scatola in metallo per installazione soffitti in cemento.

Metal installation box for concrete ceiling.

F030Z020000



Accessori per versioni non dimmable / Accessories for non-dimmable versions

Sistema di giunzione IP68 H2O Stop anti-condensa a 2 vie 4 poli.

2 way terminal block 4 poles IP68 H2O Stop.

F990C00A000



Sistema di giunzione IP68 H2O Stop anti-condensa a 3/4 vie 4 poli. (Ø5,5÷12mm cavo).

3/4 way terminal block 4 poles IP68 H2O Stop. (ø5,5÷12mm cable).

F990C010000



Accessori per versioni Dimmerabili / Accessories for dimmable versions

Kit connettore 5 poli presa volante + spina EU IP68.

Connector kit 5-pole flying socket + EU plug IP68.

F990C080000



Scatola di derivazione 5 poli 4 vie IP68 (cavi 6-14 mm).

4 way junction box 5 poles IP68 (6-14 mm cables).

F990C030000



Captain Flint

Designed by Michael Anastassiades





Captain Flint



Captain Flint Wall

Famiglia / Family

Captain Flint Outdoor Floor



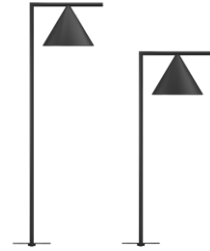
CoB Led
11W
1099 lm - 2700K/CRI 80
1140 lm - 3000K/CRI 80
1221 lm - 4000K/CRI 80
2200K available on request.

Captain Flint Outdoor Wall



CoB Led
9,5W
989 lm - 2700K/CRI 80
1026 lm - 3000K/CRI 80
1099 lm - 4000K/CRI 80
2200K available on request.

Captain Flint Outdoor Bollard



CoB Led
9,5W
989 lm - 2700K/CRI 80
1026 lm - 3000K/CRI 80
1099 lm - 4000K/CRI 80
2200K available on request.

Colori / Colours



18 Deep Brown



30 Black



37 Burgundy Red



55 Brushed Stainless Steel



59 Brass Finish

Captain Flint Outdoor Floor - Stone bases



18 Deep Brown/Travertino Imperiale



30 Black/Black Lava



37 Burgundy Red/Black Lava



55 Brushed Stainless Steel/
Occhio di Pernice



59 Brass Finish/Grey Lava

Descrizione / Description

Collezione di apparecchi di illuminazione completa di versione a parete, bollard e versione da terra per uso esterno.

Versione da parete con testa fissa. Rosone, telaio e cono in acciaio inox 316L spazzolato, verniciato o finitura ottone spazzolato; le parti strutturali vengono trattate con procedimento di conversione chimica al fine di ottenere una efficiente resistenza agli agenti atmosferici. Diffusore in policarbonato opalino anti-UV fotoinciso stampato ad iniezione. Sorgente luminosa a LED inclusa.

Versione da terra con testa orientabile sull'asta orizzontale di 315°, completa di una robusta base in pietra in diverse finiture. Disponibile in cinque combinazioni standard: acciaio verniciato nero/lava nera, acciaio verniciato deep brown/travertino imperiale, rosso borgogna/lava nera, ottone satinato/lava grigia, acciaio inox satinato/occhio di pernice. Cavo adatto per outdoor di 5 metri di lunghezza con spina Schuko IP44.

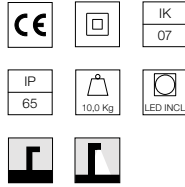
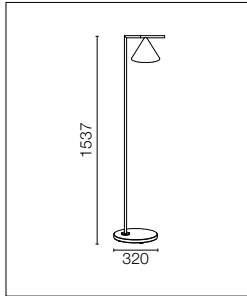
Interruttore dimmer a pedale retroilluminato IP65 lungo il cavo che garantisce le funzioni ON/OFF e regolazione del flusso luminoso 30-100%.

Luminaire family with wall version, bollard version and outdoor floor version.

Wall version with fixed head. Rose, frame and cone in 316L polished or painted stainless steel or polished brass finishes. Structural parts have been treated with a chemical conversion process for effective resistance against atmospheric conditions. Diffuser in photo-recorded and injection molded UV-resistant opalescent polycarbonate. LED light source included.

Floor version with 315° adjustable head in horizontal rod, with a robust stone base that comes in various finishes. Available in five standard combinations: black/black lava painted steel, deep brown/travertino imperiale, burgundy red/black lava, satinized brass/grey lava, satinized stainless steel/occhio di pernice. 5-m cable with IP44 Schuko plug suitable for outdoor use. Backlit floor dimmer switch along the IP65 cable enables ON/OFF function and 30–100% brightness regulation.

Captain Flint Outdoor Floor



Sorgente luminosa a LED inclusa.
Cavo adatto per outdoor 5 metri di lunghezza con spina Schuko IP44.
Interruttore dimmer a pedale retroilluminato IP65 lungo il cavo che garantisce le funzioni ON/OFF e regolazione del flusso luminoso 30-100%.
Funzione Casambi a richiesta.

LED bulb included.
5-m cable with Schuko IP44 plug suitable for outdoor use.
Backlit floor dimmer switch on the IP65 cable enables ON/OFF function and brightness regulation 30-100%.
Casambi function on demand.

2200K disponibile su richiesta.

2200K available on request.

CoB Led: 11W - 1099 lm \neq FIXT 669 lm - 2700K/CRI>80 - 220-240V / 11W - 1140 lm \neq FIXT 694 lm - 3000K/CRI>80 - 220-240V / 11W - 1221 lm \neq FIXT 744 lm - 4000K/CRI>80 - 220-240V

2700K

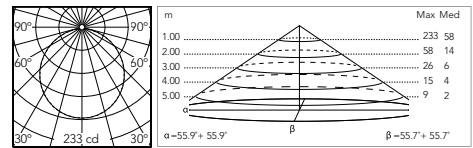
- F011A21F018.A
- F011A22F030.A
- F011A22F037.A
- F011A24F055.A
- F011A23F059.A

3000K

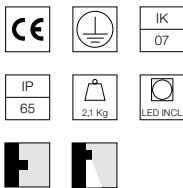
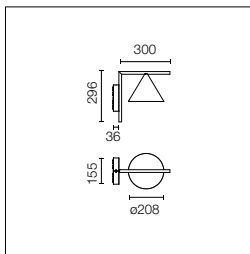
- F011A31F018.A
- F011A32F030.A
- F011A32F037.A
- F011A34F055.A
- F011A33F059.A

4000K

- F011A41F018.A
- F011A42F030.A
- F011A42F037.A
- F011A44F055.A
- F011A43F059.A



@3000K



Apparecchio di illuminazione da parete a luce diffusa con testa fissa. Sorgente luminosa a LED inclusa.
 Alimentazione elettrica 220-240V ON/OFF o dimmerabile 1-10V / DALI integrata.
 La connessione viene eseguita in modo rapido all'interno del rosone con giunto elettrico plug&play e connettore IP68 in dotazione. Staffa di fissaggio inclusa.
 Versione 110V a richiesta.

Luminaire for wall-mounting with diffuse light emission and fixed head. LED light source included. Integrated 220-240V ON/OFF or 1-10V/DALI dimmable electrical power.
 Connection is quickly ensured in the rose with the plug & play electrical connection and the IP68 connector included. Clamp bracket included.
 110V version upon request.

2200K disponibile su richiesta.

2200K available on request.

CoB Led: 9,5W -989 lm ≠ FIXT 629 lm - 2700K/CRI>80 - 220-240V / 9,5W - 1026 lm ≠ FIXT 652 lm - 3000K/CRI>80 - 220-240V / 9,5W -1099 lm ≠ FIXT 699 lm - 4000K/CRI>80 - 220-240V

2700K

Non Dimmable

- F011W20A018
- F011W20A030
- F011W20A037
- F011W20A055
- F011W20A059
- 1-10V
- F011W20B018
- F011W20B030
- F011W20B037
- F011W20B055
- F011W20B059
- Dali
- F011W20D018
- F011W20D030
- F011W20D037
- F011W20D055
- F011W20D059

3000K

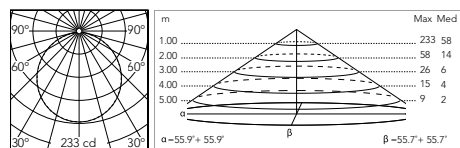
Non Dimmable

- F011W30A018
- F011W30A030
- F011W30A037
- F011W30A055
- F011W30A059
- 1-10V
- F011W30B018
- F011W30B030
- F011W30B037
- F011W30B055
- F011W30B059
- Dali
- F011W30D018
- F011W30D030
- F011W30D037
- F011W30D055
- F011W30D059

4000K

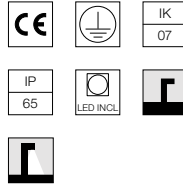
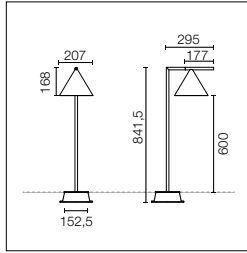
Non Dimmable

- F011W40A018
- F011W40A030
- F011W40A037
- F011W40A055
- F011W40A059
- 1-10V
- F011W40B018
- F011W40B030
- F011W40B037
- F011W40B055
- F011W40B059
- Dali
- F011W40D018
- F011W40D030
- F011W40D037
- F011W40D055
- F011W40D059



@3000K

Captain Flint Outdoor B1



Alimentazione elettrica ON/OFF o dimmerabile 220-240V integrata. L'apparecchio è fornito con un connettore stagno per il collegamento alla rete elettrica. Cassaforma per l'installazione nel terreno o su pavimentazione da gettare con plinto di cemento da ordinare separatamente.

Integrated ON/OFF or dimmable 220-240V power supply. For mains connection, the light source is equipped with watertight cable. Box for ground or cobblestone installations requiring concrete plinth is available upon request.

2200K disponibile su richiesta.

2200K available on request.

CoB Led: 9,5W -989 lm ≠ FIXT 629 lm - 2700K/CRI>80 - 220-240V / 9,5W - 1026 lm ≠ FIXT 652 lm - 3000K/CRI>80 - 220-240V / 9,5W -1099 lm ≠ FIXT 699 lm - 4000K/CRI>80 - 220-240V

2700K

Non Dimmable

- F011D20A018
- F011D20A030
- F011D20A037
- F011D20A055
- F011D20A059
- 1-10V
- F011D20B018
- F011D20B030
- F011D20B037
- F011D20B055
- F011D20B059
- Dali
- F011D20D018
- F011D20D030
- F011D20D037
- F011D20D055
- F011D20D059

3000K

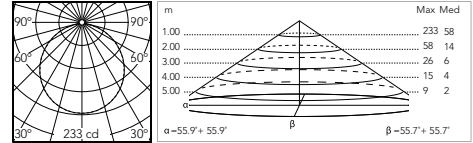
Non Dimmable

- F011D30A018
- F011D30A030
- F011D30A037
- F011D30A055
- F011D30A059
- 1-10V
- F011D30B018
- F011D30B030
- F011D30B037
- F011D30B055
- F011D30B059
- Dali
- F011D30D018
- F011D30D030
- F011D30D037
- F011D30D055
- F011D30D059

4000K

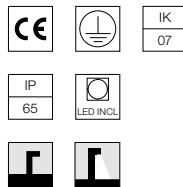
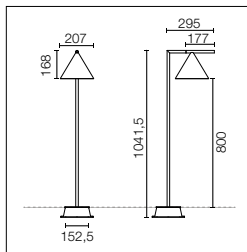
Non Dimmable

- F011D40A018
- F011D40A030
- F011D40A037
- F011D40A055
- F011D40A059
- 1-10V
- F011D40B018
- F011D40B030
- F011D40B037
- F011D40B055
- F011D40B059
- Dali
- F011D40D018
- F011D40D030
- F011D40D037
- F011D40D055
- F011D40D059



@3000K

Captain Flint Outdoor B2



Alimentazione elettrica ON/OFF o dimmerabile 220-240V integrata. L'apparecchio è fornito con un connettore stagno per il collegamento alla rete elettrica. Cassaforma per l'installazione nel terreno o su pavimentazione da gettare con plinto di cemento da ordinare separatamente.

Integrated ON/OFF or dimmable 220-240V power supply. For mains connection, the light source is equipped with watertight cable. Box for ground or cobblestone installations requiring concrete plinth is available upon request.

2200K disponibile su richiesta.

2200K available on request.

CoB Led: 9,5W -989 lm ≠ FIXT 629 lm - 2700K/CRI>80 - 220-240V / 9,5W - 1026 lm ≠ FIXT 652 lm - 3000K/CRI>80 - 220-240V / 9,5W -1099 lm ≠ FIXT 699 lm - 4000K/CRI>80 - 220-240V

2700K

Non Dimmable

- F011E20A018
- F011E20A030
- F011E20A037
- F011E20A055
- F011E20A059
- 1-10V
- F011E20B018
- F011E20B030
- F011E20B037
- F011E20B055
- F011E20B059
- Dali
- F011E20D018
- F011E20D030
- F011E20D037
- F011E20D055
- F011E20D059

3000K

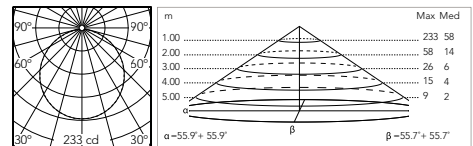
Non Dimmable

- F011E30A018
- F011E30A030
- F011E30A037
- F011E30A055
- F011E30A059
- 1-10V
- F011E30B018
- F011E30B030
- F011E30B037
- F011E30B055
- F011E30B059
- Dali
- F011E30D018
- F011E30D030
- F011E30D037
- F011E30D055
- F011E30D059

4000K

Non Dimmable

- F011E40A018
- F011E40A030
- F011E40A037
- F011E40A055
- F011E40A059
- 1-10V
- F011E40B018
- F011E40B030
- F011E40B037
- F011E40B055
- F011E40B059
- Dali
- F011E40D018
- F011E40D030
- F011E40D037
- F011E40D055
- F011E40D059



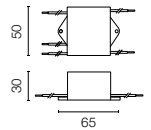
@3000K

Captain Flint Bollard

Dispositivo di protezione per il sovraccarico. 275 Vac. Corrente massima di scarica 10KA (8/29us). Massima corrente operativa 5A. Adatto per la connessione in serie. IP66.

Surge protection device. 275Vac. Maximum discharge current 10KA (8/20us). Maximum operating current 5A. Suitable for series connection. IP66.

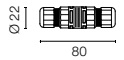
F990E00A000



Sistema di giunzione IP68 H2O Stop anti-condensa a 2 vie 4 poli.

2 way terminal block 4 poles IP68 H2O Stop.

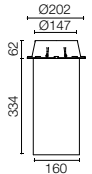
F990C00A000



Cassaforma per l'installazione a terra.


Box for ground installation.

F018Z000000




IC Light

Designed by Michael Anastassiades





IC Lights Floor



IC Lights Wall



IC Lights Floor

Famiglia / Family

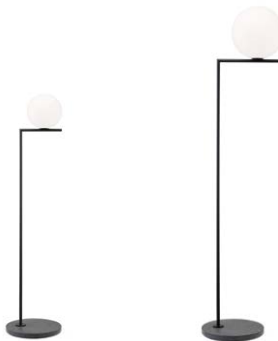
IC Wall / Ceiling

IC Floor



Led
Max 8W E14

Led
Max 15W E27



Led
Max 8W E14

Led
Max 15W E27

Colori / Colours



18 Deep Brown



30 Black



37 Burgundy Red



55 Brushed Stainless
Steel



59 Brass Finish

IC Floor Outdoor - Stone bases



30 Black/Black Lava



18 Deep Brown/Travertino
Imperiale



37 Burgundy Red/Black Lava



55 Brushed Stainless Steel/
Occhio di Pernice



59 Brass Finish/Grey Lava

Descrizione / Description

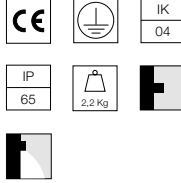
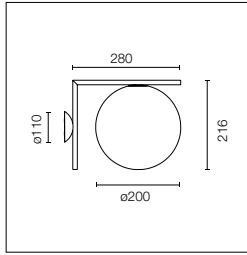
Apparecchio di illuminazione da parete-plafone a luce diffusa per uso esterno disponibile in due dimensioni. Telaio in acciaio inox spazzolato, in finitura ottone spazzolato o verniciato colore nero opaco o rosso burgundy. Le parti strutturali dell'apparecchio vengono trattate con procedimento di conversione chimica al fine di ottenere una efficiente resistenza agli agenti atmosferici. Durante il montaggio e la manutenzione degli apparecchi bisogna prestare particolare attenzione a non danneggiare la verniciatura a polvere.

Diffusore opalino in vetro soffiato bianco latte lucido. L'apparecchio è fornito completo con guarnizione per la connessione a tenuta IP. Sorgente luminosa esclusa attacco E14/E27.

Wall- or ceiling-mounted light fitting with diffuse light for exterior use available in two sizes. Frame in brushed stainless steel, brushed brass finish or painted opaque black or burgundy. The structure of the fitting is treated with a chemical conversion process for effective resistance to atmospheric agents. Special attention is recommended during installation and maintenance to prevent damage to the powder coating.

Opalescent diffuser in shiny white translucent blown glass. The light comes with seals for IP-rated connection. Light source with E14/E27 connection not included.

IC Ceiling Wall 1 Outdoor



Sorgente luminosa esclusa.
Apparecchio di illuminazione
da parete/soffitto a luce diffusa.
Telaio in ottone, spazzolato e
verniciato trasparente o acciaio
cromato. Diffusore opalino di
vetro soffiato.

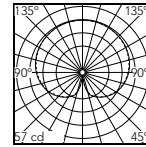
Light source excluded. Optional
LED bulb sold separately. Wall
mounting system contains the
wiring system. Watertight cable
gland included.

Led: max 8W - E14 - 220-240V

- F012H00C018
- F012H00C030
- F012H00C037
- F012H00C055
- F012H00C059

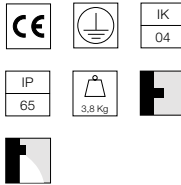
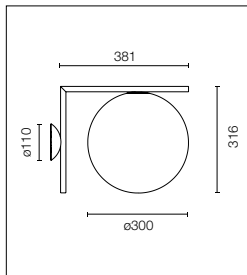
Accessori / Accessories

- 1 x LED 8W E14 900lm 3000K cod. RF32291 [e] DIMMER
1 x LED 8W E14 900lm 2700K cod. RF32290 [e] DIMMER



@3000K

IC Ceiling Wall 2 Outdoor



Sorgente luminosa esclusa.
Apparecchio di illuminazione
da parete/soffitto a luce diffusa.
Telaio in ottone, spazzolato e
verniciato trasparente o acciaio
cromato. Diffusore opalino di
vetro soffiato.

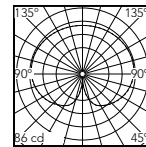
Light source excluded. Optional
LED bulb sold separately. Wall
mounting system contains the
wiring system. Watertight cable
gland included.

Led: max 15W - E27 - 220-240V

- F012J00C018
- F012J00C030
- F012J00C037
- F012J00C055
- F012J00C059

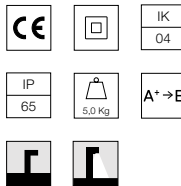
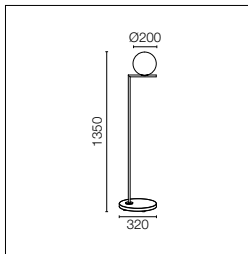
Accessori / Accessories

- 1 x LED 15W E27 2000lm 2700K cod. RF32288 [e] DIMMER
1 x LED 15W E27 2000lm 3000K cod. RF32289 [e] DIMMER



@3000K

IC Floor 1 Outdoor



Sorgente luminosa esclusa.
Cavo adatto per outdoor 5 metri di lunghezza con spina Schuko IP44.
Interruttore dimmer a pedale retroilluminato IP65 lungo il cavo che garantisce le funzioni ON/OFF e regolazione del flusso luminoso 30-100% (con lampadina a LED Dimmerabile).

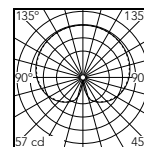
Bulb not included.
5-m cable with Schuko IP44 plug suitable for outdoor use.
Backlit floor dimmer switch on the IP65 cable enables ON/OFF function and brightness regulation 30-100% (with dimmable LED bulb).

Led: max 8W - E14 - 220-240V

- F012A01C018.A
- F012A02C030.A
- F012A02C037.A
- F012A04C055.A
- F012A03C059.A

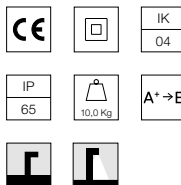
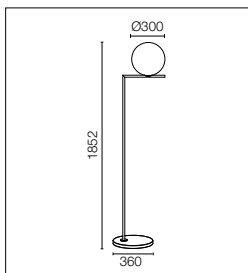
Accessori / Accessories

- 1 x LED 8W E14 900lm 3000K cod. RF32291 [e] DIMMER
- 1 x LED 8W E14 900lm 2700K cod. RF32290 [e] DIMMER



@3000K

IC Floor 2 Outdoor



Sorgente luminosa esclusa.
Cavo adatto per outdoor 5 metri di lunghezza con spina Schuko IP44.
Interruttore dimmer a pedale retroilluminato IP65 lungo il cavo che garantisce le funzioni ON/OFF e regolazione del flusso luminoso 30-100% (con lampadina a LED Dimmerabile).

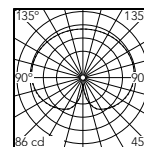
Bulb not included.
5-m cable with Schuko IP44 plug suitable for outdoor use.
Backlit floor dimmer switch on the IP65 cable enables ON/OFF function and brightness regulation 30-100% (with dimmable LED bulb).

Led: max 15W - E27 - 220-240V

- F012B01C018.A
- F012B02C030.A
- F012B02C037.A
- F012B04C055.A
- F012B03C059.A

Accessori / Accessories


- 1 x LED 15W E27 2000lm 2700K cod. RF32288 [e] DIMMER
- 1 x LED 15W E27 2000lm 3000K cod. RF32289 [e] DIMMER



@3000K

Caule

Designed by Patricia Urquiola





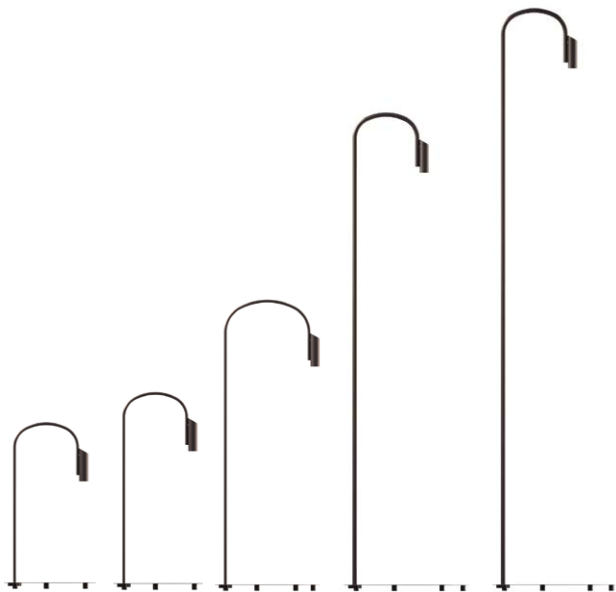
Caule Floor



Caulé Bollard Nest

Famiglia / Family

Caule Floor



Power Led

5W
282 lm - 2700K/CRI 80
303 lm - 3000K/CRI 80
324 lm - 4000K/CRI 80

2200K available on request.

Caule Floor Nest



Power Led

5W
282 lm - 2700K/CRI 80
303 lm - 3000K/CRI 80
324 lm - 4000K/CRI 80

2200K available on request.

Caule Bollard



Power Led

5W
282 lm - 2700K/CRI 80
303 lm - 3000K/CRI 80
324 lm - 4000K/CRI 80

2200K available on request.

Caule Bollard Nest



Power Led

5W
282 lm - 2700K/CRI 80
303 lm - 3000K/CRI 80
324 lm - 4000K/CRI 80

2200K available on request.


Colori / Colours



01 White



06 Grey



12 Forest Green



18 Deep Brown



30 Black



33 Anthracite

Descrizione / Description

Collezione di apparecchi di illuminazione da esterno in versione lampada da terra mobile e in versione bollard, disponibili in diverse altezze.

Sono caratterizzate dal design morbido e flessuoso dello stelo e dalla testa disponibile in due modelli differenti: testa monolite per una luce diretta soft, testa con cover Nest a maglia metallica per una luce diffusa e disegnata.

La struttura dello stelo è realizzata in acciaio inox aisi 304 per una efficiente resistenza agli agenti atmosferici. La base è in acciaio inox aisi 304 per la versione lampada da terra mobile e in alluminio pressofuso per la versione bollard. La testa, in cui è recessa la sorgente LED inclusa, è in stampo di alluminio pressofuso; nella versione Nest la cover è realizzata in maglia metallica in acciaio inox aisi 316L.

Le parti strutturali dell'apparecchio vengono trattate con procedimento di conversione chimica al fine di ottenere una efficiente resistenza alla corrosione degli agenti atmosferici. Lo schermo di protezione della sorgente luminosa è in vetro sabbato per la testa monolite, in metacrilato trasparente per la versione Nest

La versione lampada da terra è completata da cavo adatto per outdoor 5 metri di lunghezza con spina Schuko IP44 e interruttore dimmer a pedale retroilluminato IP65 che garantisce le funzioni ON/OFF e regolazione del flusso luminoso. La versione bollard è fornita con uno spezzone di cavo uscente in neoprene di 200 mm di lunghezza ed è pronto per l'installazione su qualsiasi pavimento. Disponibile come accessorio da ordinare separatamente la cassaforma per l'installazione su una pavimentazione da gettare con plinto di cemento.

Collection of outdoor lighting units in a movable floor lamp version and a bollard version, both available in different heights.

The lamps are characterized by their soft, pliable stem. The lamp head is available in two different models: solid, for direct soft light, or with a 'nest' cover, a metallic mesh creating a unique wash of diffuse light.

The structure of the stem is made of AISI 304 stainless steel for effective resistance to atmospheric agents. The base of the movable floor version is made of AISI 304 stainless steel for and the bollard version is made of die-cast aluminium. The lamp head, which holds the included LED light source, is made of moulded aluminium; the cover of the 'nest' version is made of a metallic mesh in AISI 316L stainless steel.

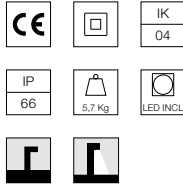
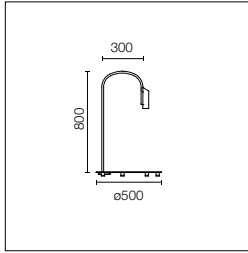
The structure is treated with a chemical conversion process for effective resistance to atmospheric agents.

The screen protecting the light source is made of sanded glass for the solid head and methacrylate for the 'nest' version.

The floor lamp version comes with 5 metres of cable appropriate for outdoor use with a Schuko IP44 and IP65 backlit pedal dimmer switch for easy ON/OFF and to adjust the amount of light.

The bollard version comes with a 200-mm length of neoprene cable and is ready for installation on any flooring. Optional accessory (sold separately): box for installation on flooring laid over concrete.

Caule Floor 1



Sorgente luminosa a LED inclusa. Alimentazione elettrica 220-240V 50-60 Hz integrata. Cavo adatto per outdoor 5 metri di lunghezza con spina Schuko IP44. Interruttore dimmer a pedale retroilluminato IP65 lungo il cavo che garantisce le funzioni ON/OFF e regolazione del flusso luminoso. Versione 110V a richiesta. Dimmer Control switch integrato (lungo il cavo). Funzione Casambi a richiesta.

LED light source included. Integrated 220-240V 50-60 Hz electrical power. Cable suitable for outdoors, 5-m long with Schuko IP44 plug. IP65 backlit pedal dimmer switch on the cable for easy ON/OFF and to adjust the amount of light. 110V version upon request. Integrated dimmer control switch (on the cable). Casambi function on demand.

2200K disponibile su richiesta.

2200K available on request.

Power Led: 5W - 447 lm ≠ FIXT 282 lm - 2700K/CRI 80 - 220-240V / 5W - 480 lm ≠ FIXT 303 lm - 3000K/CRI 80 - 220-240V / 5W - 513 lm ≠ FIXT 324 lm - 4000K/CRI 80 - 220-240V

2700K

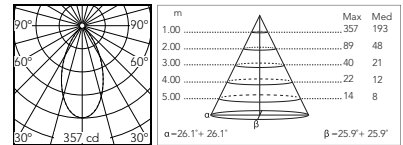
- F016M21K001.A
- F016M21K006.A
- F016M21K012.A
- F016M21K018.A
- F016M21K030.A
- F016M21K033.A

3000K

- F016M31K001.A
- F016M31K006.A
- F016M31K012.A
- F016M31K018.A
- F016M31K030.A
- F016M31K033.A

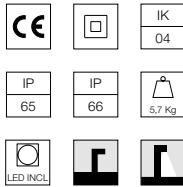
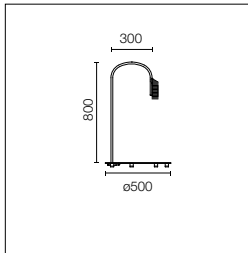
4000K

- F016M41K001.A
- F016M41K006.A
- F016M41K012.A
- F016M41K018.A
- F016M41K030.A
- F016M41K033.A



@3000K

Caule Floor 1 Nest



Sorgente luminosa a LED inclusa. Alimentazione elettrica 220-240V 50-60 Hz integrata. Cavo adatto per outdoor 5 metri di lunghezza con spina Schuko IP44. Interruttore dimmer a pedale retroilluminato IP65 lungo il cavo che garantisce le funzioni ON/OFF e regolazione del flusso luminoso. Versione 110V a richiesta. Dimmer Control switch integrato (lungo il cavo). Funzione Casambi a richiesta.

LED light source included. Integrated 220-240V 50-60 Hz electrical power. Cable suitable for outdoors, 5-m long with Schuko IP44 plug. IP65 backlit pedal dimmer switch on the cable for easy ON/OFF and to adjust the amount of light. 110V version upon request. Integrated dimmer control switch (on the cable). Casambi function on demand.

2200K disponibile su richiesta.

2200K available on request.

Power Led: 5W - 447 lm ≠ FIXT 124 lm - 2700K/CRI 80 - 220-240V / 5W - 480 lm ≠ FIXT 137 lm - 3000K/CRI 80 - 220-240V / 5W - 513 lm ≠ FIXT 143 lm - 4000K/CRI 80 - 220-240V

2700K

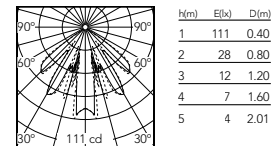
- F016N21K001.A
- F016N21K006.A
- F016N21K012.A
- F016N21K018.A
- F016N21K030.A
- F016N21K033.A

3000K

- F016N31K001.A
- F016N31K006.A
- F016N31K012.A
- F016N31K018.A
- F016N31K030.A
- F016N31K033.A

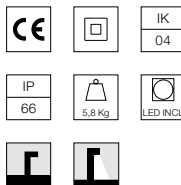
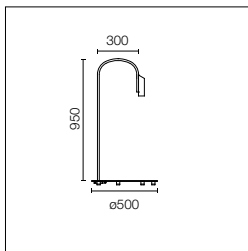
4000K

- F016N41K001.A
- F016N41K006.A
- F016N41K012.A
- F016N41K018.A
- F016N41K030.A
- F016N41K033.A



@3000K

Caule Floor 2



Sorgente luminosa a LED inclusa. Alimentazione elettrica 220-240V 50-60 Hz integrata. Cavo adatto per outdoor 5 metri di lunghezza con spina Schuko IP44. Interruttore dimmer a pedale retroilluminato IP65 lungo il cavo che garantisce le funzioni ON/OFF e regolazione del flusso luminoso. Versione 110V a richiesta. Dimmer Control switch integrato (lungo il cavo). Funzione Casambi a richiesta.

LED light source included. Integrated 220-240V 50-60 Hz electrical power. Cable suitable for outdoors, 5-m long with Schuko IP44 plug. IP65 backlit pedal dimmer switch on the cable for easy ON/OFF and to adjust the amount of light. 110V version upon request. Integrated dimmer control switch (on the cable). Casambi function on demand.

2200K disponibile su richiesta.

2200K available on request.

Power Led: 5W - 447 lm ≠ FIXT 282 lm - 2700K/CRI 80 - 220-240V / 5W - 480 lm ≠ FIXT 303 lm - 3000K/CRI 80 - 220-240V / 5W - 513 lm ≠ FIXT 324 lm - 4000K/CRI 80 - 220-240V

2700K

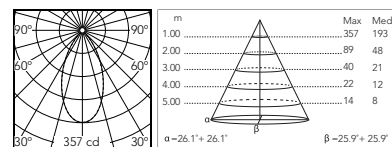
- F016M22K001.A
- F016M22K006.A
- F016M22K012.A
- F016M22K018.A
- F016M22K030.A
- F016M22K033.A

3000K

- F016M32K001.A
- F016M32K006.A
- F016M32K012.A
- F016M32K018.A
- F016M32K030.A
- F016M32K033.A

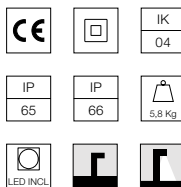
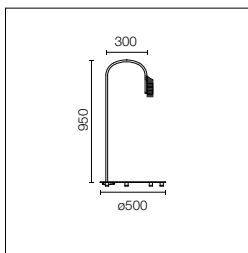
4000K

- F016M42K001.A
- F016M42K006.A
- F016M42K012.A
- F016M42K018.A
- F016M42K030.A
- F016M42K033.A



@3000K

Caule Floor 2 Nest



Sorgente luminosa a LED inclusa. Alimentazione elettrica 220-240V 50-60 Hz integrata. Cavo adatto per outdoor 5 metri di lunghezza con spina Schuko IP44. Interruttore dimmer a pedale retroilluminato IP65 lungo il cavo che garantisce le funzioni ON/OFF e regolazione del flusso luminoso. Versione 110V a richiesta. Dimmer Control switch integrato (lungo il cavo). Funzione Casambi a richiesta.

LED light source included. Integrated 220-240V 50-60 Hz electrical power. Cable suitable for outdoors, 5-m long with Schuko IP44 plug. IP65 backlit pedal dimmer switch on the cable for easy ON/OFF and to adjust the amount of light. 110V version upon request. Integrated dimmer control switch (on the cable). Casambi function on demand.

2200K disponibile su richiesta.

2200K available on request.

Power Led: 5W - 447 lm ≠ FIXT 124 lm - 2700K/CRI 80 - 220-240V / 5W - 480 lm ≠ FIXT 137 lm - 3000K/CRI 80 - 220-240V / 5W - 513 lm ≠ FIXT 143 lm - 4000K/CRI 80 - 220-240V

2700K

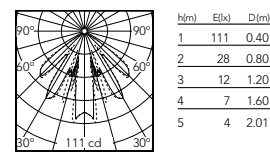
- F016N22K001.A
- F016N22K006.A
- F016N22K012.A
- F016N22K018.A
- F016N22K030.A
- F016N22K033.A

3000K

- F016N32K001.A
- F016N32K006.A
- F016N32K012.A
- F016N32K018.A
- F016N32K030.A
- F016N32K033.A

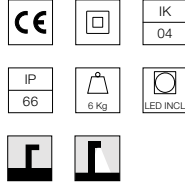
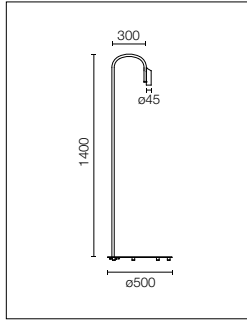
4000K

- F016N42K001.A
- F016N42K006.A
- F016N42K012.A
- F016N42K018.A
- F016N42K030.A
- F016N42K033.A



@3000K

Caule Floor 3



Sorgente luminosa a LED inclusa. Alimentazione elettrica 220-240V 50-60 Hz integrata. Cavo adatto per outdoor 5 metri di lunghezza con spina Schuko IP44. Interruttore dimmer a pedale retroilluminato IP65 lungo il cavo che garantisce le funzioni ON/OFF e regolazione del flusso luminoso. Versione 110V a richiesta. Dimmer Control switch integrato (lungo il cavo). Funzione Casambi a richiesta.

LED light source included. Integrated 220-240V 50-60 Hz electrical power. Cable suitable for outdoors, 5-m long with Schuko IP44 plug. IP65 backlit pedal dimmer switch on the cable for easy ON/OFF and to adjust the amount of light. 110V version upon request. Integrated dimmer control switch (on the cable). Casambi function on demand.

2200K disponibile su richiesta.

2200K available on request.

Power Led: 5W - 447 lm ≠ FIXT 282 lm - 2700K/CRI 80 - 220-240V / 5W - 480 lm ≠ FIXT 303 lm - 3000K/CRI 80 - 220-240V / 5W - 513 lm ≠ FIXT 324 lm - 4000K/CRI 80 - 220-240V

2700K

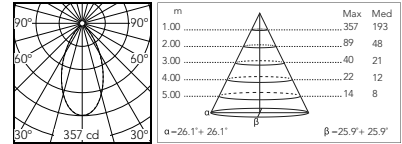
- F016M23K001.A
- F016M23K006.A
- F016M23K012.A
- F016M23K018.A
- F016M23K030.A
- F016M23K033.A

3000K

- F016M33K001.A
- F016M33K006.A
- F016M33K012.A
- F016M33K018.A
- F016M33K030.A
- F016M33K033.A

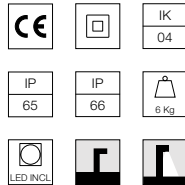
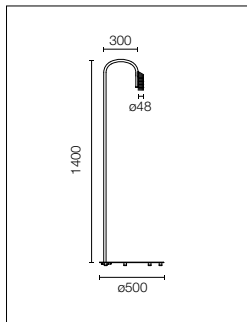
4000K

- F016M43K001.A
- F016M43K006.A
- F016M43K012.A
- F016M43K018.A
- F016M43K030.A
- F016M43K033.A



@3000K

Caule Floor 3 Nest



Sorgente luminosa a LED inclusa. Alimentazione elettrica 220-240V 50-60 Hz integrata. Cavo adatto per outdoor 5 metri di lunghezza con spina Schuko IP44. Interruttore dimmer a pedale retroilluminato IP65 lungo il cavo che garantisce le funzioni ON/OFF e regolazione del flusso luminoso. Versione 110V a richiesta. Dimmer Control switch integrato (lungo il cavo). Funzione Casambi a richiesta.

LED light source included. Integrated 220-240V 50-60 Hz electrical power. Cable suitable for outdoors, 5-m long with Schuko IP44 plug. IP65 backlit pedal dimmer switch on the cable for easy ON/OFF and to adjust the amount of light. 110V version upon request. Integrated dimmer control switch (on the cable). Casambi function on demand.

2200K disponibile su richiesta.

2200K available on request.

Power Led: 5W - 447 lm ≠ FIXT 124 lm - 2700K/CRI 80 - 220-240V / 5W - 480 lm ≠ FIXT 137 lm - 3000K/CRI 80 - 220-240V / 5W - 513 lm ≠ FIXT 143 lm - 4000K/CRI 80 - 220-240V

2700K

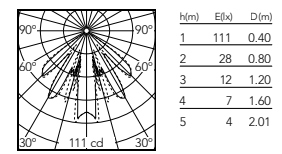
- F016N23K001.A
- F016N23K006.A
- F016N23K012.A
- F016N23K018.A
- F016N23K030.A
- F016N23K033.A

3000K

- F016N33K001.A
- F016N33K006.A
- F016N33K012.A
- F016N33K018.A
- F016N33K030.A
- F016N33K033.A

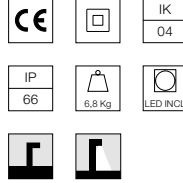
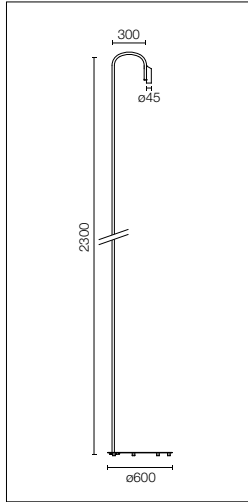
4000K

- F016N43K001.A
- F016N43K006.A
- F016N43K012.A
- F016N43K018.A
- F016N43K030.A
- F016N43K033.A



@3000K

Caule Floor 4



Sorgente luminosa a LED inclusa. Alimentazione elettrica 220-240V 50-60 Hz integrata. Cavo adatto per outdoor 5 metri di lunghezza con spina Schuko IP44. Interruttore dimmer a pedale retroilluminato IP65 lungo il cavo che garantisce le funzioni ON/OFF e regolazione del flusso luminoso. Versione 110V a richiesta. Dimmer Control switch integrato (lungo il cavo). Funzione Casambi a richiesta.

LED light source included. Integrated 220-240V 50-60 Hz electrical power. Cable suitable for outdoors, 5-m long with Schuko IP44 plug. IP65 backlit pedal dimmer switch on the cable for easy ON/OFF and to adjust the amount of light. 110V version upon request. Integrated dimmer control switch (on the cable). Casambi function on demand.

2200K disponibile su richiesta.

2200K available on request.

Power Led: 5W - 447 lm ≠ FIXT 245 lm - 2700K/CRI 80 - 220-240V / 5W - 480 lm ≠ FIXT 263 lm - 3000K/CRI 80 - 220-240V / 5W - 513 lm ≠ FIXT 281 lm - 4000K/CRI 80 - 220-240V

2700K

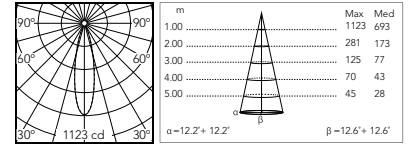
- F016M24K001.A
- F016M24K006.A
- F016M24K012.A
- F016M24K018.A
- F016M24K030.A
- F016M24K033.A

3000K

- F016M34K001.A
- F016M34K006.A
- F016M34K012.A
- F016M34K018.A
- F016M34K030.A
- F016M34K033.A

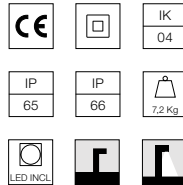
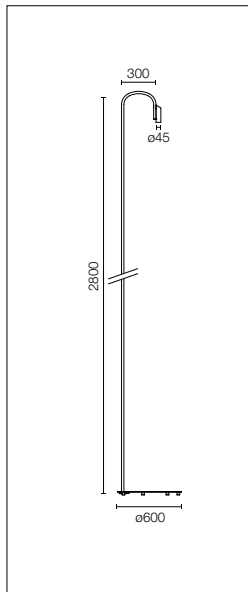
4000K

- F016M44K001.A
- F016M44K006.A
- F016M44K012.A
- F016M44K018.A
- F016M44K030.A
- F016M44K033.A



@3000K

Caule Floor 5



Sorgente luminosa a LED inclusa. Alimentazione elettrica 220-240V 50-60 Hz integrata. Cavo adatto per outdoor 5 metri di lunghezza con spina Schuko IP44. Interruttore dimmer a pedale retroilluminato IP65 lungo il cavo che garantisce le funzioni ON/OFF e regolazione del flusso luminoso. Versione 110V a richiesta. Dimmer Control switch integrato (lungo il cavo). Funzione Casambi a richiesta.

LED light source included. Integrated 220-240V 50-60 Hz electrical power. Cable suitable for outdoors, 5-m long with Schuko IP44 plug. IP65 backlit pedal dimmer switch on the cable for easy ON/OFF and to adjust the amount of light. 110V version upon request. Integrated dimmer control switch (on the cable). Casambi function on demand.

2200K disponibile su richiesta.

2200K available on request.

Power Led: 5W - 447 lm ≠ FIXT 245 lm - 2700K/CRI 80 - 220-240V / 5W - 480 lm ≠ FIXT 263 lm - 3000K/CRI 80 - 220-240V / 5W - 513 lm ≠ FIXT 281 lm - 4000K/CRI 80 - 220-240V

2700K

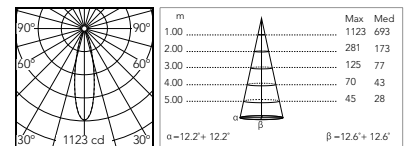
- F016M25K001.A
- F016M25K006.A
- F016M25K012.A
- F016M25K018.A
- F016M25K030.A
- F016M25K033.A

3000K

- F016M35K001.A
- F016M35K006.A
- F016M35K012.A
- F016M35K018.A
- F016M35K030.A
- F016M35K033.A

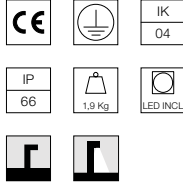
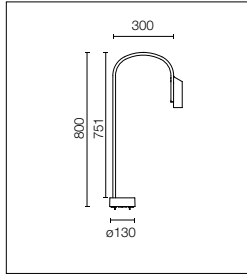
4000K

- F016M45K001.A
- F016M45K006.A
- F016M45K012.A
- F016M45K018.A
- F016M45K030.A
- F016M45K033.A



@3000K

Caule Bollard 1



Sorgente luminosa a LED inclusa. Alimentazione elettrica ON/OFF o dimmerabile 220-240V integrata. L'apparecchio è installabile su qualsiasi pavimento per mezzo di tasselli. Cassaforma per l'installazione su pavimentazione da gettare con plinto di cemento da ordinare separatamente. Versione 110V a richiesta.

LED light source included. Integrated 220-240V ON/OFF or dimmable electrical power. The device may be installed on any flooring with anchors. Box for installation on flooring laid over concrete sold separately. 110V version upon request.

2200K disponibile su richiesta.

2200K available on request.

Power Led: 5W - 447 lm ≠ FIXT 282 lm - 2700K/CRI 80 - 220-240V / 5W - 480 lm ≠ FIXT 303 lm - 3000K/CRI 80 - 220-240V / 5W - 513 lm ≠ FIXT 324 lm - 4000K/CRI 80 - 220-240V

2700K

Non Dimmable

- F016A21A001
- F016A21A006
- F016A21A012
- F016A21A018
- F016A21A030
- F016A21A033
- 1-10V
- F016A21B001
- F016A21B006
- F016A21B012
- F016A21B018
- F016A21B030
- F016A21B033
- Dali
- F016A21D001
- F016A21D006
- F016A21D012
- F016A21D018
- F016A21D030
- F016A21D033

3000K

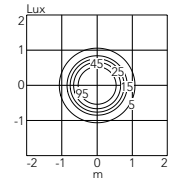
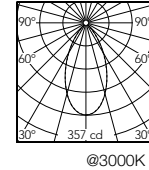
Non Dimmable

- F016A31A001
- F016A31A006
- F016A31A012
- F016A31A018
- F016A31A030
- F016A31A033
- 1-10V
- F016A31B001
- F016A31B006
- F016A31B012
- F016A31B018
- F016A31B030
- F016A31B033
- Dali
- F016A31D001
- F016A31D006
- F016A31D012
- F016A31D018
- F016A31D030
- F016A31D033

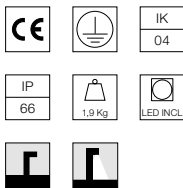
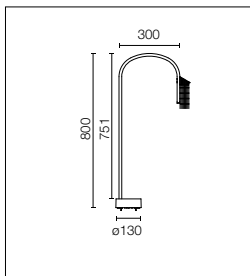
4000K

Non Dimmable

- F016A41A001
- F016A41A006
- F016A41A012
- F016A41A018
- F016A41A030
- F016A41A033
- 1-10V
- F016A41B001
- F016A41B006
- F016A41B012
- F016A41B018
- F016A41B030
- F016A41B033
- Dali
- F016A41D001
- F016A41D006
- F016A41D012
- F016A41D018
- F016A41D030
- F016A41D033



Caule Bollard 1 Nest



Sorgente luminosa a LED inclusa. Alimentazione elettrica ON/OFF o dimmerabile 220-240V integrata. L'apparecchio è installabile su qualsiasi pavimento per mezzo di tasselli. Cassaforma per l'installazione su pavimentazione da gettare con plinto di cemento da ordinare separatamente. Versione 110V a richiesta.

LED light source included. Integrated 220-240V ON/OFF or dimmable electrical power. The device may be installed on any flooring with anchors. Box for installation on flooring laid over concrete sold separately. 110V version upon request.

2200K disponibile su richiesta.

2200K available on request.

Power Led: 5W - 447 lm ≠ FIXT 124 lm - 2700K/CRI 80 - 220-240V / 5W - 480 lm ≠ FIXT 137 lm - 3000K/CRI 80 - 220-240V / 5W - 513 lm ≠ FIXT 143 lm - 4000K/CRI 80 - 220-240V

2700K

Non Dimmable

- F016B21A001
- F016B21A006
- F016B21A012
- F016B21A018
- F016B21A030
- F016B21A033
- 1-10V
- F016B21B001
- F016B21B006
- F016B21B012
- F016B21B018
- F016B21B030
- F016B21B033

Dali

- F016B21D001
- F016B21D006
- F016B21D012
- F016B21D018
- F016B21D030
- F016B21D033

3000K

Non Dimmable

- F016B31A001
- F016B31A006
- F016B31A012
- F016B31A018
- F016B31A030
- F016B31A033
- 1-10V
- F016B31B001
- F016B31B006
- F016B31B012
- F016B31B018
- F016B31B030
- F016B31B033

Dali

- F016B31D001
- F016B31D006
- F016B31D012
- F016B31D018
- F016B31D030
- F016B31D033

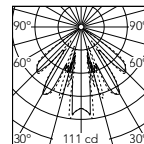
4000K

Non Dimmable

- F016B41A001
- F016B41A006
- F016B41A012
- F016B41A018
- F016B41A030
- F016B41A033
- 1-10V
- F016B41B001
- F016B41B006
- F016B41B012
- F016B41B018
- F016B41B030
- F016B41B033

Dali

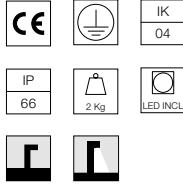
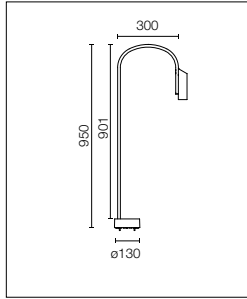
- F016B41D001
- F016B41D006
- F016B41D012
- F016B41D018
- F016B41D030
- F016B41D033



@3000K

h(m)	E(lx)	D(m)
1	111	0.40
2	28	0.80
3	12	1.20
4	7	1.60
5	4	2.01

Caule Bollard 2



Sorgente luminosa a LED inclusa. Alimentazione elettrica ON/OFF o dimmerabile 220-240V integrata. L'apparecchio è installabile su qualsiasi pavimento per mezzo di tasselli. Cassaforma per l'installazione su pavimentazione da gettare con plinto di cemento da ordinare separatamente. Versione 110V a richiesta.

LED light source included. Integrated 220-240V ON/OFF or dimmable electrical power. The device may be installed on any flooring with anchors. Box for installation on flooring laid over concrete sold separately. 110V version upon request.

2200K disponibile su richiesta.

2200K available on request.

Power Led: 5W - 447 lm ≠ FIXT 282 lm - 2700K/CRI 80 - 220-240V / 5W - 480 lm ≠ FIXT 303 lm - 3000K/CRI 80 - 220-240V / 5W - 513 lm ≠ FIXT 324 lm - 4000K/CRI 80 - 220-240V

2700K

Non Dimmable

- F016A22A001
- F016A22A006
- F016A22A012
- F016A22A018
- F016A22A030
- F016A22A033
- 1-10V

- F016A22B001
- F016A22B006
- F016A22B012
- F016A22B018
- F016A22B030
- F016A22B033
- Dali

- F016A22D001
- F016A22D006
- F016A22D012
- F016A22D018
- F016A22D030
- F016A22D033

3000K

Non Dimmable

- F016A32A001
- F016A32A006
- F016A32A012
- F016A32A018
- F016A32A030
- F016A32A033
- 1-10V

- F016A32B001
- F016A32B006
- F016A32B012
- F016A32B018
- F016A32B030
- F016A32B033
- Dali

- F016A32D001
- F016A32D006
- F016A32D012
- F016A32D018
- F016A32D030
- F016A32D033

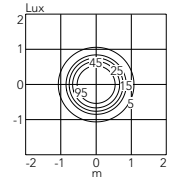
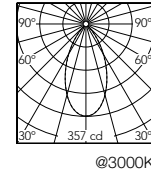
4000K

Non Dimmable

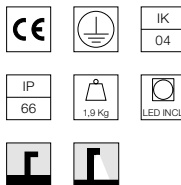
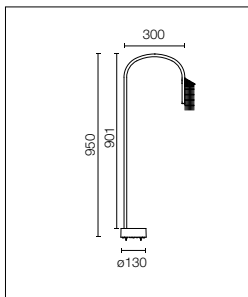
- F016A42A001
- F016A42A006
- F016A42A012
- F016A42A018
- F016A42A030
- F016A42A033
- 1-10V

- F016A42B001
- F016A42B006
- F016A42B012
- F016A42B018
- F016A42B030
- F016A42B033
- Dali

- F016A42D001
- F016A42D006
- F016A42D012
- F016A42D018
- F016A42D030
- F016A42D033



Caule Bollard 2 Nest



Sorgente luminosa a LED inclusa. Alimentazione elettrica ON/OFF o dimmerabile 220-240V integrata. L'apparecchio è installabile su qualsiasi pavimento per mezzo di tasselli. Cassaforma per l'installazione su pavimentazione da gettare con plinto di cemento da ordinare separatamente. Versione 110V a richiesta.

LED light source included. Integrated 220-240V ON/OFF or dimmable electrical power. The device may be installed on any flooring with anchors. Box for installation on flooring laid over concrete sold separately. 110V version upon request.

2200K disponibile su richiesta.

2200K available on request.

Power Led: 5W - 447 lm ≠ FIXT 124 lm - 2700K/CRI 80 - 220-240V / 5W - 480 lm ≠ FIXT 137 lm - 3000K/CRI 80 - 220-240V / 5W - 513 lm ≠ FIXT 143 lm - 4000K/CRI 80 - 220-240V

2700K

Non Dimmable

- F016B22A001
- F016B22A006
- F016B22A012
- F016B22A018
- F016B22A030
- F016B22A033
- 1-10V
- F016B22B001
- F016B22B006
- F016B22B012
- F016B22B018
- F016B22B030
- F016B22B033
- Dali
- F016B22D001
- F016B22D006
- F016B22D012
- F016B22D018
- F016B22D030
- F016B22D033

3000K

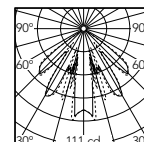
Non Dimmable

- F016B32A001
- F016B32A006
- F016B32A012
- F016B32A018
- F016B32A030
- F016B32A033
- 1-10V
- F016B32B001
- F016B32B006
- F016B32B012
- F016B32B018
- F016B32B030
- F016B32B033
- Dali
- F016B32D001
- F016B32D006
- F016B32D012
- F016B32D018
- F016B32D030
- F016B32D033

4000K

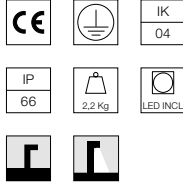
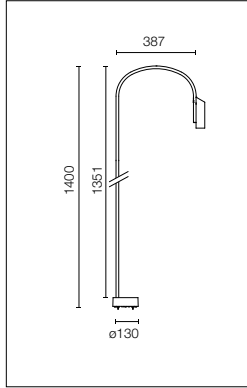

Non Dimmable

- F016B42A001
- F016B42A006
- F016B42A012
- F016B42A018
- F016B42A030
- F016B42A033
- 1-10V
- F016B42B001
- F016B42B006
- F016B42B012
- F016B42B018
- F016B42B030
- F016B42B033
- Dali
- F016B42D001
- F016B42D006
- F016B42D012
- F016B42D018
- F016B42D030
- F016B42D033



h(m)	E(lx)	D(m)
1	111	0.40
2	28	0.80
3	12	1.20
4	7	1.60
5	4	2.01

@3000K



Sorgente luminosa a LED inclusa. Alimentazione elettrica ON/OFF o dimmerabile 220-240V integrata. L'apparecchio è installabile su qualsiasi pavimento per mezzo di tasselli. Cassaforma per l'installazione su pavimentazione da gettare con plinto di cemento da ordinare separatamente. Versione 110V a richiesta.

LED light source included. Integrated 220-240V ON/OFF or dimmable electrical power. The device may be installed on any flooring with anchors. Box for installation on flooring laid over concrete sold separately. 110V version upon request.

2200K disponibile su richiesta.

2200K available on request.

Power Led: 5W - 447 lm ≠ FIXT 282 lm - 2700K/CRI 80 - 220-240V / 5W - 480 lm ≠ FIXT 303 lm - 3000K/CRI 80 - 220-240V / 5W - 513 lm ≠ FIXT 324 lm - 4000K/CRI 80 - 220-240V

2700K

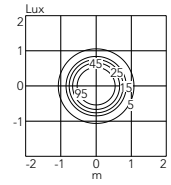
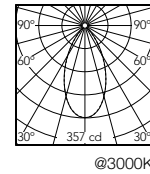
- Non Dimmable
- F016A23A001
- F016A23A006
- F016A23A012
- F016A23A018
- F016A23A030
- F016A23A033
- 1-10V
- F016A23B001
- F016A23B006
- F016A23B012
- F016A23B018
- F016A23B030
- F016A23B033
- Dali
- F016A23D001
- F016A23D006
- F016A23D012
- F016A23D018
- F016A23D030
- F016A23D033

3000K

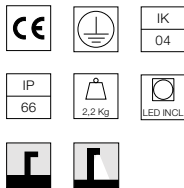
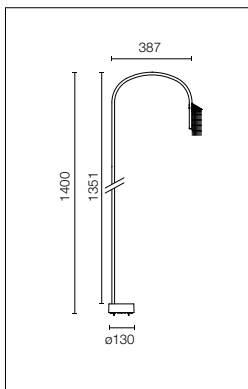
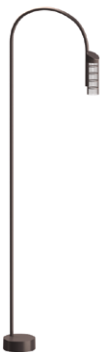
- Non Dimmable
- F016A33A001
- F016A33A006
- F016A33A012
- F016A33A018
- F016A33A030
- F016A33A033
- 1-10V
- F016A33B001
- F016A33B006
- F016A33B012
- F016A33B018
- F016A33B030
- F016A33B033
- Dali
- F016A33D001
- F016A33D006
- F016A33D012
- F016A33D018
- F016A33D030
- F016A33D033

4000K

- Non Dimmable
- F016A43A001
- F016A43A006
- F016A43A012
- F016A43A018
- F016A43A030
- F016A43A033
- 1-10V
- F016A43B001
- F016A43B006
- F016A43B012
- F016A43B018
- F016A43B030
- F016A43B033
- Dali
- F016A43D001
- F016A43D006
- F016A43D012
- F016A43D018
- F016A43D030
- F016A43D033



Caule Bollard 3 Nest



Sorgente luminosa a LED inclusa. Alimentazione elettrica ON/OFF o dimmerabile 220-240V integrata. L'apparecchio è installabile su qualsiasi pavimento per mezzo di tasselli. Cassaforma per l'installazione su pavimentazione da gettare con plinto di cemento da ordinare separatamente. Versione 110V a richiesta.

LED light source included. Integrated 220-240V ON/OFF or dimmable electrical power. The device may be installed on any flooring with anchors. Box for installation on flooring laid over concrete sold separately. 110V version upon request.

2200K disponibile su richiesta.

2200K available on request.

Power Led: 5W - 447 lm ≠ FIXT 124 lm - 2700K/CRI 80 - 220-240V / 5W - 480 lm ≠ FIXT 137 lm - 3000K/CRI 80 - 220-240V / 5W - 513 lm ≠ FIXT 143 lm - 4000K/CRI 80 - 220-240V

2700K

Non Dimmable

- F016B23A001
- F016B23A006
- F016B23A012
- F016B23A018
- F016B23A030
- F016B23A033

1-10V

- F016B23B001
- F016B23B006
- F016B23B012
- F016B23B018
- F016B23B030
- F016B23B033

Dali

- F016B23D001
- F016B23D006
- F016B23D012
- F016B23D018
- F016B23D030
- F016B23D033

3000K

Non Dimmable

- F016B33A001
- F016B33A006
- F016B33A012
- F016B33A018
- F016B33A030
- F016B33A033

1-10V

- F016B33B001
- F016B33B006
- F016B33B012
- F016B33B018
- F016B33B030
- F016B33B033

Dali

- F016B33D001
- F016B33D006
- F016B33D012
- F016B33D018
- F016B33D030
- F016B33D033

4000K

Non Dimmable

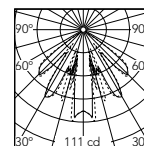
- F016B43A001
- F016B43A006
- F016B43A012
- F016B43A018
- F016B43A030
- F016B43A033

1-10V

- F016B43B001
- F016B43B006
- F016B43B012
- F016B43B018
- F016B43B030
- F016B43B033

Dali

- F016B43D001
- F016B43D006
- F016B43D012
- F016B43D018
- F016B43D030
- F016B43D033



h(m)	E(lx)	D(m)
1	111	0.40
2	28	0.80
3	12	1.20
4	7	1.60
5	4	2.01


@3000K

Caule: Accessori / Accessories

Dispositivo di protezione per il sovraccarico. 275 Vac. Corrente massima di scarica 10KA (8/29us). Massima corrente operativa 5A. Adatto per la connessione in serie. IP66.

Surge protection device. 275Vac. Maximum discharge current 10KA (8/20us). Maximum operating current 5A. Suitable for series connection. IP66.

F990E00A000



Cassaforma per l'installazione a terra

Box for ground installation.

F016Z000000



Flauta

Designed by Patricia Urquiola






Flauta Spiga 3



Flauta Spiga 1

Famiglia / Family

Flauta Riga



Power Led

12W


2x347 lm - 2700K/CRI 80

2x372 lm - 3000K/CRI 80

2x398 lm - 4000K/CRI 80

2200K available on request.

Flauta Spiga



Power Led

12W

2x347 lm - 2700K/CRI 80

2x372 lm - 3000K/CRI 80

2x398 lm - 4000K/CRI 80

2200K available on request.


Colori / Colours



01 White



06 Grey



12 Forest Green



18 Deep Brown



30 Black



33 Anthracite

Descrizione / Description

Collezione di apparecchi di illuminazione da esterno a parete con emissione luminosa biemissione, disponibili in tre diverse lunghezze.

Gli apparecchi sono caratterizzati dall'incisione superficiale che si declina in due ricercate varianti: Flauta Riga, con incisioni verticali, Flauta Spiga, caratterizzata da una trama obliqua elegante e sofisticata.

Completa l'apparecchio un accessorio deflettore, verniciato secondo la stessa finitura del corpo lampada, installabile a discrezione sulla testa superiore o sulla inferiore, per creare un effetto decorativo di luce riflessa.

Le parti strutturali dell'apparecchio sono realizzate in alluminio trattato con procedimento di conversione chimica al fine di una efficiente resistenza agli agenti atmosferici. Il corpo è verniciato a polvere e disponibile in varie finiture secondo lo standard QUALICOAT. Il primo strato di polvere epossidica dà resistenza chimica e meccanica, il secondo strato di finitura di polvere poliestere assicura resistenza ai raggi UV ed agli agenti atmosferici corrosivi. Le superfici verniciate sono trattate con lavaggi alcalini e acidi, risciacquate con acqua demineralizzata e sottoposte a un trattamento di conversione chimica per proteggere contro l'ossidazione.

Diffusore in vetro trasparente siliconato per garantire l'impermeabilità.

Sorgente luminosa a LED integrata. Driver integrato nel corpo dell'apparecchio per controllo dimmerabile DALI.

Collection of outdoor wall-mounted light fittings with dual light emission, available in various lengths.

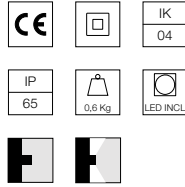
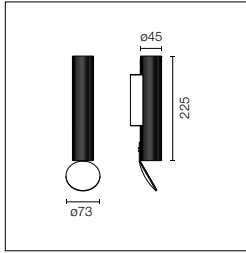
The units are characterised by the surface etching in two refined variations: Flauta Riga, with vertical lines, and Flauta Spiga, characterized by an elegant and sophisticated angular pattern.

Rounding out the device is a deflector accessory painted to match the finish of the lamp body. It can be installed as desired on the upper or lower head to create a decorative effect with reflected light.

The structure is made of aluminium treated with a chemical conversion process for effective resistance to atmospheric agents. The powder coating of the body is available in various finishes according to the QUALICOAT standard. The first layer of epoxy powder confers chemical and mechanical resistance. The second layer, a polyester powder finish, ensures resistance to UV rays and corrosive atmospheric agents. The painted surfaces are treated with alkali and acid washes, rinsed with demineralised water, and subjected to chemical conversion treatment to protect against rust. Diffuser in transparent glass, sealed to guarantee water resistance.

Integrated LED light source. Driver integrated in the body of the unit for DALI dimmer control.

Flauta Riga 1



Sorgente luminosa a LED inclusa. Alimentazione elettrica 220-240V dimmerabile DALI integrata. Completa di deflettore per montaggio opzionale sull'emissione superiore o inferiore.
Versione 110V a richiesta

LED light source included. Integrated 220-240V electrical power with DALI dimmer. Comes with deflector for optional installation on the upper or lower head.
110V version available by request.

2200K disponibile su richiesta.

2200K available on request.

Power Led: 12W - 2x555 lm ≠ FIXT 2x347 lm - 2700K/CRI 80 - 220-240V / 12W - 2x597 lm ≠ FIXT 2x372 lm - 3000K/CRI 80 - 220-240V / 12W - 2x638 lm ≠ FIXT 2x398 lm - 4000K/CRI 80 - 220-240V

2700K

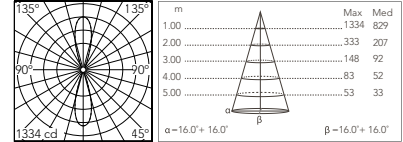
- F019A21D001
- F019A21D006
- F019A21D012
- F019A21D018
- F019A21D030
- F019A21D033

3000K

- F019A31D001
- F019A31D006
- F019A31D012
- F019A31D018
- F019A31D030
- F019A31D033

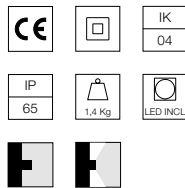
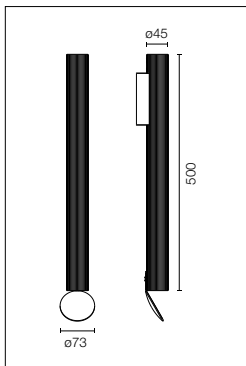
4000K

- F019A41D001
- F019A41D006
- F019A41D012
- F019A41D018
- F019A41D030
- F019A41D033



@3000K

Flauta Riga 2



Sorgente luminosa a LED inclusa. Alimentazione elettrica 220-240V dimmerabile DALI integrata. Completa di deflettore per montaggio opzionale sull'emissione superiore o inferiore.
Versione 110V a richiesta

LED light source included. Integrated 220-240V electrical power with DALI dimmer. Comes with deflector for optional installation on the upper or lower head.
110V version available by request.

2200K disponibile su richiesta.

2200K available on request.

Power Led: 12W - 2x555 lm ≠ FIXT 2x347 lm - 2700K/CRI 80 - 220-240V / 12W - 2x597 lm ≠ FIXT 2x372 lm - 3000K/CRI 80 - 220-240V / 12W - 2x638 lm ≠ FIXT 2x398 lm - 4000K/CRI 80 - 220-240V

2700K

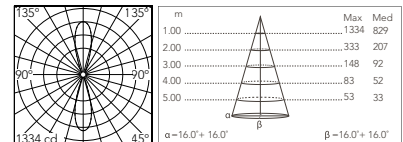
- F019A22D001
- F019A22D006
- F019A22D012
- F019A22D018
- F019A22D030
- F019A22D033

3000K

- F019A32D001
- F019A32D006
- F019A32D012
- F019A32D018
- F019A32D030
- F019A32D033

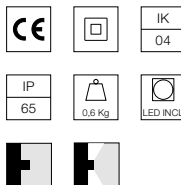
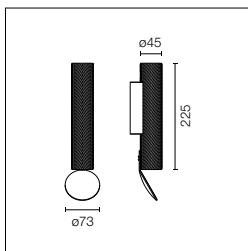
4000K

- F019A42D001
- F019A42D006
- F019A42D012
- F019A42D018
- F019A42D030
- F019A42D033



@3000K

Flauta Spiga 1



Sorgente luminosa a LED inclusa. Alimentazione elettrica 220-240V dimmerabile DALI integrata. Completa di deflettore per montaggio opzionale sull'emissione superiore o inferiore.
Versione 110V a richiesta

LED light source included. Integrated 220-240V electrical power with DALI dimmer. Comes with deflector for optional installation on the upper or lower head.
110V version available by request.

2200K disponibile su richiesta.

2200K available on request.

Power Led: 12W - 2x555 lm ≠ FIXT 2x347 lm - 2700K/CRI 80 - 220-240V / 12W - 2x597 lm ≠ FIXT 2x372 lm - 3000K/CRI 80 - 220-240V / 12W - 2x638 lm ≠ FIXT 2x398 lm - 4000K/CRI 80 - 220-240V

2700K

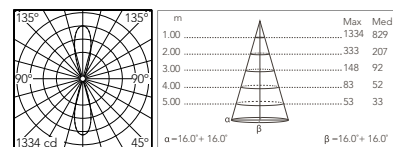
- F019B21D001
- F019B21D006
- F019B21D012
- F019B21D018
- F019B21D030
- F019B21D033

3000K

- F019B31D001
- F019B31D006
- F019B31D012
- F019B31D018
- F019B31D030
- F019B31D033

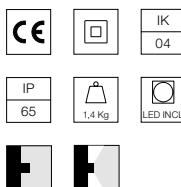
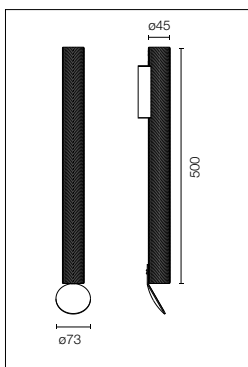
4000K

- F019B41D001
- F019B41D006
- F019B41D012
- F019B41D018
- F019B41D030
- F019B41D033



@3000K

Flauta Spiga 2



Sorgente luminosa a LED inclusa. Alimentazione elettrica 220-240V dimmerabile DALI integrata. Completa di deflettore per montaggio opzionale sull'emissione superiore o inferiore.
Versione 110V a richiesta

LED light source included. Integrated 220-240V electrical power with DALI dimmer. Comes with deflector for optional installation on the upper or lower head.
110V version available by request.

2200K disponibile su richiesta.

2200K available on request.

Power Led: 12W - 2x555 lm ≠ FIXT 2x347 lm - 2700K/CRI 80 - 220-240V / 12W - 2x597 lm ≠ FIXT 2x372 lm - 3000K/CRI 80 - 220-240V / 12W - 2x638 lm ≠ FIXT 2x398 lm - 4000K/CRI 80 - 220-240V

2700K

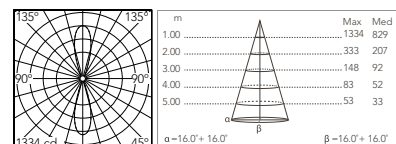
- F019B22D001
- F019B22D006
- F019B22D012
- F019B22D018
- F019B22D030
- F019B22D033

3000K

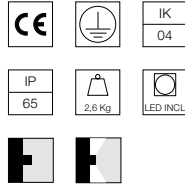
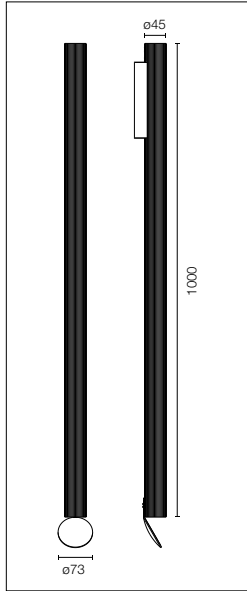
- F019B32D001
- F019B32D006
- F019B32D012
- F019B32D018
- F019B32D030
- F019B32D033

4000K

- F019B42D001
- F019B42D006
- F019B42D012
- F019B42D018
- F019B42D030
- F019B42D033



@3000K



Sorgente luminosa a LED inclusa. Alimentazione elettrica 220-240V dimmerabile DALI integrata. Completa di deflettore per montaggio opzionale sull'emissione superiore o inferiore.
Versione 110V a richiesta

LED light source included. Integrated 220-240V electrical power with DALI dimmer. Comes with deflector for optional installation on the upper or lower head.
110V version available by request.

2200K disponibile su richiesta.

2200K available on request.

Power Led: 12W - 2x555 lm ≠ FIXT 2x347 lm - 2700K/CRI 80 - 220-240V / 12W - 2x597 lm ≠ FIXT 2x372 lm - 3000K/CRI 80 - 220-240V / 12W - 2x638 lm ≠ FIXT 2x398 lm - 4000K/CRI 80 - 220-240V

2700K

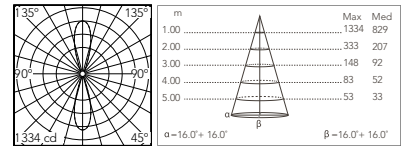
- F019A23D001
- F019A23D006
- F019A23D012
- F019A23D018
- F019A23D030
- F019A23D033

3000K

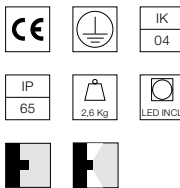
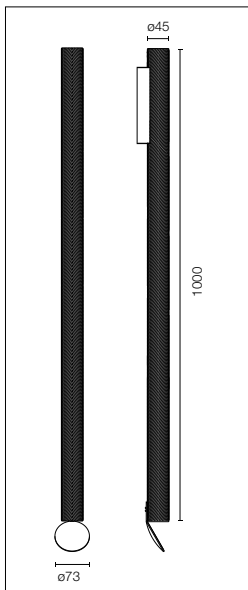
- F019A33D001
- F019A33D006
- F019A33D012
- F019A33D018
- F019A33D030
- F019A33D033

4000K

- F019A43D001
- F019A43D006
- F019A43D012
- F019A43D018
- F019A43D030
- F019A43D033



@3000K



Sorgente luminosa a LED inclusa. Alimentazione elettrica 220-240V dimmerabile DALI integrata. Completa di deflettore per montaggio opzionale sull'emissione superiore o inferiore.
Versione 110V a richiesta

LED light source included. Integrated 220-240V electrical power with DALI dimmer. Comes with deflector for optional installation on the upper or lower head.
110V version available by request.

2200K disponibile su richiesta.

2200K available on request.

Power Led: 12W - 2x555 lm ≠ FIXT 2x347 lm - 2700K/CRI 80 - 220-240V / 12W - 2x597 lm ≠ FIXT 2x372 lm - 3000K/CRI 80 - 220-240V / 12W - 2x638 lm ≠ FIXT 2x398 lm - 4000K/CRI 80 - 220-240V

2700K

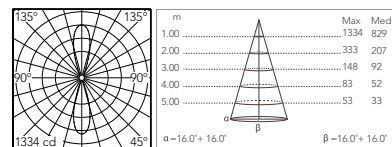
- F019B23D001
- F019B23D006
- F019B23D012
- F019B23D018
- F019B23D030
- F019B23D033

3000K

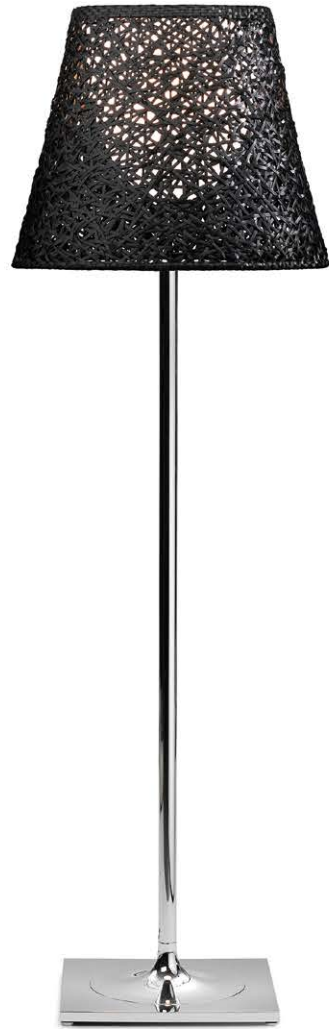
- F019B33D001
- F019B33D006
- F019B33D012
- F019B33D018
- F019B33D030
- F019B33D033

4000K

- F019B43D001
- F019B43D006
- F019B43D012
- F019B43D018
- F019B43D030
- F019B43D033



@3000K



Lighting in the Rain

Designed by Philippe Starck





Superarchimoon



Romeo Suspension



Romeo Floor

Famiglia / Family

Lighting in the Rain



HSGS E27

250W


or

Led

21W

2450 lm - 3000K/CRI 80

Colori / Colours



22 Panama



41 Green Wall

KTribe F3 Outdoor

Lampada da terra a luce diffusa per uso esterno. Base e supporto asta in alluminio pressofuso, asta in alluminio estruso.

Le parti strutturali dell'apparecchio vengono trattate con procedimento di conversione chimica al fine di una efficiente resistenza agli agenti atmosferici. Finitura cromo. Diffusore interno e supporto portalampana in policarbonato stampato ad iniezione. Diffusore esterno ottenuto mediante intrecci di tubolari di PVC colorato, telaio interno in barre di alluminio e verniciato poliestere. Contrappeso in acciaio trattato mediante procedimento di cataforesi, sempre per garantire una efficiente resistenza agli agenti atmosferici. Cover diffusore esterno in alluminio pressofuso verniciato.

Romeo C3 Outdoor

Apparecchio di illuminazione da esterno per installazioni a plafone, a luce diretta e diffusa. Diffusore esterno ottenuto mediante intrecci di tubolari di PVC colorato, su telaio interno in tubolare di alluminio verniciato poliestere. Diffusore interno in policarbonato termoformato sottovuoto di colore opal e rimovibile dall'utente, senza l'uso di attrezzi per la sostituzione della lampada. Supporto diffusore in lega di alluminio pressofuso, anodizzato e verniciato di colore grigio a liquido. Attacco a plafone in lega di alluminio presso fusa con finitura brillantata. Rosone di copertura in policarbonato (PC) stampato ad iniezione. Stelo in acciaio INOX lega 316L – lucidato. Al fine di una efficiente resistenza agli agenti atmosferici, tutti i particolari verniciati vengono trattati con procedimento di conversione chimica anticorrosione.

Superarchimoon Outdoor

Lampada da terra per esterni a luce diretta e diffusa. Diffusore esterno ottenuto mediante intrecci di tubolari di PVC colorato, su telaio interno in tubolare di alluminio verniciato poliestere. Diffusore interno in policarbonato opale stampato ad iniezione.

Le parti strutturali dell'apparecchio (sostegno base, supporto diffusori, bracci, forcelle, leve e tiranti) vengono trattate con procedimento di conversione chimica al fine di una efficiente resistenza agli agenti atmosferici. Il corpo è verniciato di colore grigio. Le molle e le principali componenti meccaniche dell'apparecchio sono realizzate in materiali specifici sempre per una efficiente resistenza agli agenti atmosferici.

L'apparecchio non prevede alcun sistema per le funzioni ON/OFF e la regolazione del flusso luminoso ma presenta un cavo di alimentazione bipolare trasparente di lunghezza utile 10 metri. L'apparecchio è dotato inoltre di scatola di derivazione per un cablaggio adatto alle applicazioni per esterno.

Si raccomanda l'uso di un sistema di connessione con un grado di protezione maggiore o uguale al grado di protezione dell'apparecchio.

KTribe F3 Outdoor

Floor lamp emitting diffused light for outdoor use. Die-cast aluminum base and pole support. Chemical conversion treatment of the structural parts to enhance their resistance to atmospheric agents. Chrome finish. Injection-molded polycarbonate internal diffuser and bulb-holder. External diffuser made from braided colored PVC tubes and inner frame from polyester-painted aluminum tubes. Steel cathaphoresis treated counterweight for effective weather resistance. Painted die-cast aluminum external diffuser cover.

Romeo C3 Outdoor

Suspension luminaire for outdoor use providing direct and diffused light. External diffuser obtained from braided colored PVC tubes, internal frame in polyester-painted aluminum tubes. Inner diffuser in opal-colored, vacuum-formed polycarbonate which is removable for bulb change without the use of tools. Diffuser support in anodized die-cast aluminum alloy, liquid grey painted. Die-cast aluminum alloy ceiling fitting with polished finish. Injection-molded polycarbonate (PC) cover rose. 316L stainless steel pole – polished.

In order to obtain good weather resistance, all the painted details have undergone a chemical conversion treatment for enhanced corrosion resistance.

Superarchimoon Outdoor

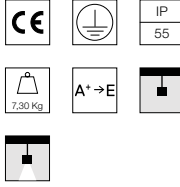
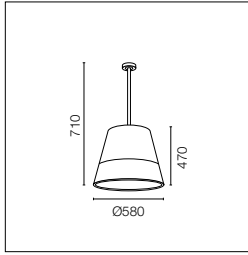
Floor lamp for outdoor use providing direct and diffused light. External diffuser obtained from braided colored PVC tubes, internal frame in polyester-painted aluminum tubular. Internal diffuser in injection-molded opal polycarbonate.

The structural parts of the luminaire (base support, diffusers support, arms, brackets, levers and tie rods) have been treated with a chemical conversion for enhanced weather resistance. The body is painted in grey. Springs and main mechanical components are also made with special materials for good weather resistance.

The luminaire has no ON/OFF switch or luminous flux adjustment, but has a 10 mt transparent bipolar feeding cord. The luminaire also is equipped with a junction box suitable for outdoor applications.

We recommend using a connection system with a higher or equal protection degree than the one of the luminaire.

Romeo Outdoor C3 Pvc 710 mm

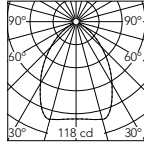


Sorgente luminosa esclusa.

Light source not included.

HSGS E27: 1x250W or **1 LED:** 21W - 2450 lm - 3000K

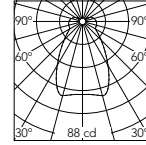
- F6468022
- F6468041



Beam Angle: 78°

h(m)	E(lx)	D(m)
1	118	1.63
2	30	3.26
3	13	4.89
4	7	6.53
5	5	8.16

Panama



Beam Angle: 74°

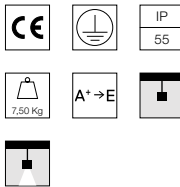
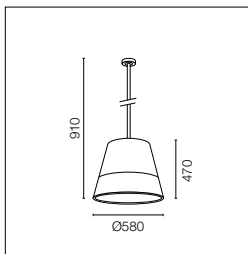
h(m)	E(lx)	D(m)
1	88	1.50
2	22	3.01
3	10	4.51
4	6	6.02
5	4	7.52

Green Wall

Accessori / Accessories

1 x LED 21W E27 2450lm 3000K cod. RF26998 [e] DIMMER

Romeo Outdoor C3 Pvc 910 mm

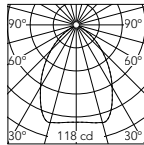


Sorgente luminosa esclusa.

Light source not included.

HSGS E27: 1x250W or **1 LED:** 21W - 2450 lm - 3000K

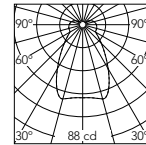
- F6469022
- F6469041



Beam Angle: 78°

h(m)	E(lx)	D(m)
1	118	1.63
2	30	3.26
3	13	4.89
4	7	6.53
5	5	8.16

Panama



Beam Angle: 74°

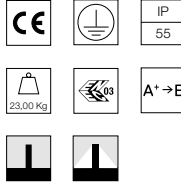
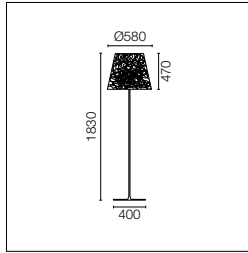
h(m)	E(lx)	D(m)
1	88	1.50
2	22	3.01
3	10	4.51
4	6	6.02
5	4	7.52

Green Wall

Accessori / Accessories

1 x LED 21W E27 2450lm 3000K cod. RF26998 [e] DIMMER

KTribe F3 Outdoor

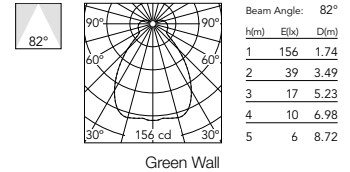
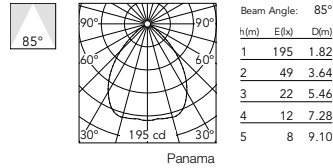


Sorgente luminosa esclusa.

Light source not included.

HSGS E27: 1x250W or **1 LED:** 21W - 2450 lm - 3000K Dimming

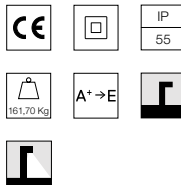
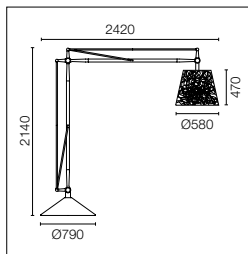
- F6268022
- F6268041



Accessori / Accessories

1 x LED 21W E27 2450lm 3000K cod. RF26998 [e] DIMMER

Superarchimoon Outdoor

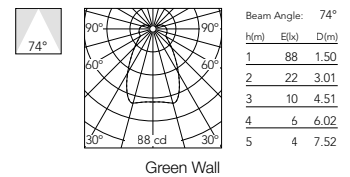
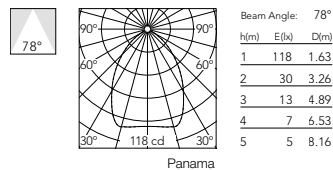


Sorgente luminosa esclusa.

Light source not included.

HSGS E27: 1x250W or **1 LED:** 21W - 2450 lm - 3000K

- F6367022
- F6367041



Accessori / Accessories

1 x LED 21W E27 2450lm 3000K cod. RF26998 [e] DIMMER

Landlord

Designed by Piero Lissoni





Landlord Ground



Landlord Soft



Landlord Spot + Pole

Famiglia / Family

Landlord Spot



Landlord Spot + Pole



Landlord Soft



Landlord Ground



Power Led

2,3W
130 lm - 2700K/CRI 80
135 lm - 3000K/CRI 80
140 lm - 4000K/CRI 80
[2200K available on request.](#)

Power Led

3,4W
135 lm - 2700K/CRI 80
140 lm - 3000K/CRI 80
145 lm - 4000K/CRI 80
[2200K available on request.](#)

Power Led

5W
242 lm - 2700K/CRI 80
252 lm - 3000K/CRI 80
269 lm - 4000K/CRI 80
[2200K available on request.](#)

Power Led

2,3W
121 lm - 2700K/CRI 80
125 lm - 3000K/CRI 80
130 lm - 4000K/CRI 80
[2200K available on request.](#)

Power Led

7,2W
442 lm - 2700K/CRI 80
457 lm - 3000K/CRI 80
492 lm - 4000K/CRI 80

Power Led

3,4W
183 lm - 2700K/CRI 80
189 lm - 3000K/CRI 80
196 lm - 4000K/CRI 80
[2200K available on request.](#)

Colori / Colours


Landlord Spot / Soft



01 White



06 Grey



12 Forest Green



18 Deep Brown



30 Black




33 Anthracite



71 Anodized Black

Landlord Ground



56 Matt Stainless Steel

Landlord Spot

Proiettore IP66 per uso esterno composto da un corpo in alluminio tornito e alimentato a 24V, disponibile con temperature di colore da 2700K, 3000K e 4000K. Sull'asse orizzontale è possibile orientare il faretto di 359°, sull'asse verticale fino a 30° verso il basso e fino a 90° verso l'alto. I faretti Landlord sono disponibili in due dimensioni, con testa ø40 e ø50, entrambe dotate di ghiera anteriore smontabile, per installare lenti flood oppure fino a due honeycomb per il massimo comfort visivo.

I faretti Landlord possono essere installati su picchetti per terreni rigidi, con la possibilità di un picchetto opzionale, su base in muratura, oppure sull'innovativa cintura per alberi, progettata per fissare l'apparecchio d'illuminazione direttamente ai rami delle piante.

Landlord Soft

Proiettore IP65 per uso esterno, progettato per offrire una luce diffusa.

È caratterizzato da una testa a forma di disco in alluminio, con un fascio orientabile fino a 20° e bloccabile nella posizione desiderata; da alimentare a 24V e disponibile con temperature di colore da 2700K, 3000K e 4000K.

È lo strumento perfetto per illuminare siepi, aiuole e aree di transito con un fascio di luce diffusa omogenea.

Landlord Soft può essere installato su picchetti per terreni rigidi, con la possibilità di un picchetto opzionale.

Landlord Ground

Apparecchi d'illuminazione IP66 / IP67 da incasso a terra, alimentato a 24V. Corpo in alluminio anodizzato e poi resinato, anello esterno in acciaio inossidabile pallinato, che contiene tutta l'elettronica di controllo. Testa disponibile in due dimensioni, ø49 mm e ø64 mm, con emissione frontale o radente (uno, due o quattro fasci).

Le versioni a emissione frontale sono disponibili con ottica spot o media, o con honeycomb integrato non rimovibile, per un comfort visibile massimo.

Da installare mediante la propria scatola d'installazione.

Landlord Spot

IP66 projector for external use made of turned aluminium body and powered at 24V, and available in 2700K, 3000K and 4000K colour temperatures. With reference to the horizontal axis the spotlight can be swivelled by 359°, on the vertical axis by up to 30° down and up to 90° up.

Landlord Spots are available in two sizes, ø40 and ø50 head, both equipped with desmontable front ferrule, in order to install flood lens or up to two honeycombs for maximum visual confort.

Landlord Spots can be installed on solid ground spikes, with the possibility of an optional picket, on wall base, or on the innovative tree belt, designed to fix the luminaries directly on tree branches.

Landlord Soft

IP65 projector for external use, designed to offer diffuse lighting.

It is characterized by an aluminium disk shape head, orientable up to 20° beam and lockable in position, to be powered at 24V, and available in 2700K, 3000K and 4000K colour temperature.

It is the perfect tool to light bushes, flowerbed and transit areas with an homogenous diffuse light beam.

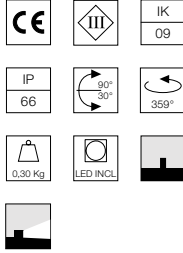
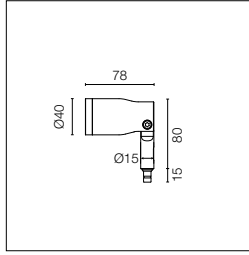
Landlord Soft can be installed on solid ground spikes, with the possibility of an optional picket.

Landlord Ground

IP66 / IP67 luminaries for ground recessed installation, powered 24V. Body in anodized, then resined aluminium, external ring in shot-peened stainless steel, encasing the entire control electronics. Head available in two sizes, ø49 mm, and ø64 mm, with frontal or grazing emission (one, two or four beams).

Frontal emission version are available with spot or medium optic, or with integrated non removable honeycomb, for maximum visual confort.

To be installed in its installation box.



Testa del faretto orientabile per l'installazione su paletti a terra o su base in muratura. I paletti e la base devono essere ordinati come accessori separati. Le teste sono dotate di una ghiera smontabile, per inserire lenti flood o fino a due honeycomb (da ordinare come accessori separati). Alimentazione elettrica remota 24V da ordinare separatamente. Ogni testa è dotata di un segmento di cavo in uscita da 2000 mm e kit di cablaggio.

Spot adjustable head for installation on ground poles or on wall base. Poles and base to be ordered as separated accessories. Heads are equipped with a dismantlable ferrule, to insert flood lens or up to two honeycombs, (to be ordered as separate accessories). 24V remote power supply to be ordered separately. Each head comes with a 2000 mm length outgoing cable and a wiring kit.

2200K disponibile su richiesta.

2200K available on request.

Optic Spot 12°

Power Led: 2,3W - 188 lm ≠ *FIXT 130 lm - 2700K/CRI 80 - 24V / 2,3W - 195 lm ≠ *FIXT 135 lm - 3000K/CRI 80 - 24V / 2,3W - 202 lm ≠ *FIXT 140 lm - 4000K/CRI 80 - 24V

2700K

PWM Dimmable

- F004D21A001
- F004D21A006
- F004D21A012
- F004D21A018
- F004D21A030
- F004D21A033
- F004F21A071

3000K

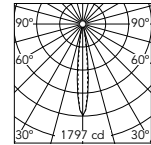
PWM Dimmable

- F004D31A001
- F004D31A006
- F004D31A012
- F004D31A018
- F004D31A030
- F004D31A033
- F004F31A071

4000K

PWM Dimmable

- F004D41A001
- F004D41A006
- F004D41A012
- F004D41A018
- F004D41A030
- F004D41A033
- F004F41A071



Beam Angle: 12°

h(m)	E(lx)	D(m)
1	1797	0.24
2	449	0.48
3	200	0.72
4	112	0.97
5	72	1.21

@4000K

Optic Medium 34°

Power Led: 2,3W - 188 lm ≠ *FIXT 122 lm - 2700K/CRI 80 - 24V / 2,3W - 195 lm ≠ *FIXT 127 lm - 3000K/CRI 80 - 24V / 2,3W - 202 lm ≠ *FIXT 131lm - 4000K/CRI 80 - 24V

2700K

PWM Dimmable

- F004D22A001
- F004D22A006
- F004D22A012
- F004D22A018
- F004D22A030
- F004D22A033
- F004F22A071

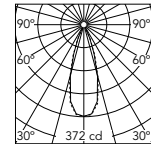
3000K

PWM Dimmable

- F004D32A001
- F004D32A006
- F004D32A012
- F004D32A018
- F004D32A030
- F004D32A033
- F004F32A071

4000K

- F004D42A001
- F004D42A006
- F004D42A012
- F004D42A018
- F004D42A030
- F004D42A033
- F004F42A071



Beam Angle: 34°

h(m)	E(lx)	D(m)
1	372	0.59
2	93	1.18
3	41	1.77
4	23	2.36
5	15	2.95

@4000K

* Numero massimo di apparecchi per alimentatore / Maximum number of luminaires per power supply.

Numero massimo di apparecchi per alimentatore (Vin220÷240). Dati indicativi da verificare con le specifiche condizioni di installazione.

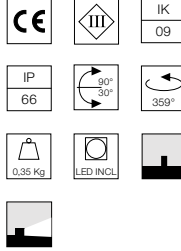
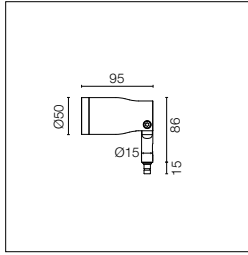
Maximum number of luminaires per power supply. (220÷240 V). These data must be checked taking into account the specific installation conditions.

Non Dimmable

Acc. RF25754	3
Acc. RF25748	3
Acc. RF25747	4
Acc. RF25757	4
Acc. F990B23AZ00	12
Acc. F990B28A000	17
Acc. F990B27A000	27

Dimmable

Acc. F990B02A000	13
Acc. F990B03A000	13
Acc. F990B16A000	13
Acc. F990B04A000	28
Acc. F990B05A000	28
Acc. F990B17A000	28



Testa del faretto orientabile per l'installazione su paletti a terra o su base in muratura. I paletti e la base devono essere ordinati come accessori separati. Le teste sono dotate di una ghiera smontabile, per inserire lenti flood o fino a due honeycomb (da ordinare come accessori separati). Alimentazione elettrica remota 24V da ordinare separatamente. Ogni testa è dotata di un segmento di cavo in uscita da 2000 mm e kit di cablaggio.

Spot adjustable head for installation on ground poles or on wall base. Poles and base to be ordered as separated accessories. Heads are equipped with a dismountable ferrule, to insert flood lens or up to two honeycombs, (to be ordered as separate accessories). 24V remote power supply to be ordered separately. Each head comes with a 2000 mm length outgoing cable and a wiring kit.

Optic Narrow Spot
2200K disponibile su richiesta.

Optic Narrow Spot
2200K available on request.

Optic Narrow Spot 7°

Power Led: 3,4W - 251 lm ≠ FIXT 135 lm - 2700K/CRI 80 - 24V / 3,4W - 260 lm ≠ FIXT 140 lm - 3000K/CRI 80 - 24V / 3,4W - 270 lm ≠ FIXT 145 lm - 4000K/CRI 80 - 24V

2700K

PWM Dimmable

- F004E21A001
- F004E21A006
- F004E21A012
- F004E21A018
- F004E21A030
- F004E21A033
- F004G21A071

3000K

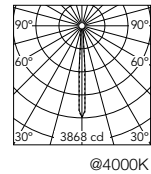
PWM Dimmable

- F004E31A001
- F004E31A006
- F004E31A012
- F004E31A018
- F004E31A030
- F004E31A033
- F004G31A071

4000K

PWM Dimmable

- F004E41A001
- F004E41A006
- F004E41A012
- F004E41A018
- F004E41A030
- F004E41A033
- F004G41A071



Beam Angle: 7°

h(m)	Ef(x)	D(m)
1	3868	0.14
2	967	0.28
3	430	0.41
4	242	0.55
5	155	0.69

@4000K

* Numero massimo di apparecchi per alimentatore / Maximum number of luminaires per power supply.

Numero massimo di apparecchi per alimentatore (Vin220÷240). Dati indicativi da verificare con le specifiche condizioni di installazione.

Maximum number of luminaires per power supply. (220÷240 V). These data must be checked taking into account the specific installation conditions.

Non Dimmable		Dimmable	
Acc. RF25754	1	Acc. F990B02A000	7
Acc. RF25748	1	Acc. F990B03A000	7
Acc. RF25747	3	Acc. F990B16A000	7
Acc. RF25757	3	Acc. F990B04A000	17
Acc. F990B23AZ00	7	Acc. F990B05A000	17
Acc. F990B28A000	9	Acc. F990B17A000	17
Acc. F990B27A000	17		

Optic Medium 24°

Power Led: 7,2W - 666 lm ≠ FIXT 442 lm - 2700K/CRI 80 - 24V / 7,2W - 689 lm ≠ FIXT 457 lm - 3000K/CRI 80 - 24V / 7,2W - 741 lm ≠ FIXT 492 lm - 4000K/CRI 80 - 24V

2700K

PWM Dimmable

- F004E22A001.A
- F004E22A006.A
- F004E22A012.A
- F004E22A018.A
- F004E22A030.A
- F004E22A033.A
- F004G22A071.A

3000K

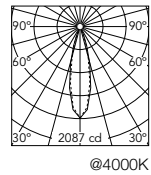
PWM Dimmable

- F004E32A001
- F004E32A006
- F004E32A012
- F004E32A018
- F004E32A030
- F004E32A033
- F004G32A071

4000K

PWM Dimmable

- F004E42A001
- F004E42A006
- F004E42A012
- F004E42A018
- F004E42A030
- F004E42A033
- F004G42A071



Beam Angle: 24°

h(m)	Ef(x)	D(m)
1	2087	0.47
2	522	0.94
3	232	1.41
4	130	1.88
5	83	2.35

@4000K

* Numero massimo di apparecchi per alimentatore / Maximum number of luminaires per power supply.

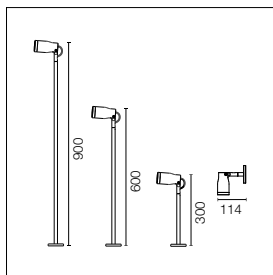
Numero massimo di apparecchi per alimentatore (Vin220÷240). Dati indicativi da verificare con le specifiche condizioni di installazione.

Maximum number of luminaires per power supply. (220÷240 V). These data must be checked taking into account the specific installation conditions.

Non Dimmable		Dimmable	
Acc. RF25754	1	Acc. F990B02A000	3
Acc. RF25748	1	Acc. F990B03A000	3
Acc. RF25747	1	Acc. F990B16A000	3
Acc. RF25757	1	Acc. F990B04A000	7
Acc. F990B23AZ00	3	Acc. F990B05A000	7
Acc. F990B28A000	6	Acc. F990B17A000	7
Acc. F990B27A000	9		

Landlord Spot: Testa + accessorio paletto / Head + pole accessory

Spot Ø40



Paletto con base.
Pronta per l'installazione su superficie solida.
Per l'installazione a terra, completare con il picchetto da ordinare separatamente.

Pole with base.
Ready for installation on solid surface.
Ground installation needs earth stick use, to be ordered as separated item.

H 300 mm


- F004Z010001
- F004Z010006
- F004Z010012
- F004Z010018
- F004Z010030
- F004Z010033
- F004Z0D0071

H 600 mm

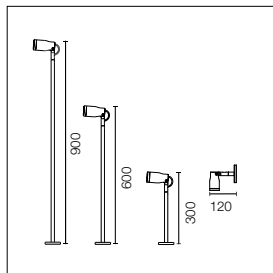
- F004Z020001
- F004Z020006
- F004Z020012
- F004Z020018
- F004Z020030
- F004Z020033
- F004Z0E0071

H 900 mm

- F004Z030001
- F004Z030006
- F004Z030012
- F004Z030018
- F004Z030030
- F004Z030033
- F004Z0F0071



Spot Ø50



Landlord Spot: Accessori / Accessories

Base da parete.

Wall base.

- F004Z040001
- F004Z040006
- F004Z040012
- F004Z040018
- F004Z040030
- F004Z040033
- F004Z0A0071



Picchetto.
Da montare sui paletti con base.

Earth stick.
To be mounted on poles with base.

F004Z060000



Honeycomb.

Honeycomb.

Landlord Spot Ø40
F004Z0B0000
Landlord Spot Ø50
F004Z0L0000



Lente flood.

Flood lens.

Landlord Spot Ø40
F004Z0C0000
Landlord Spot Ø50
F004Z0H0000

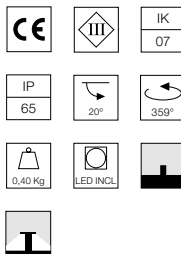
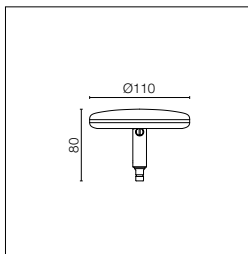


Cinghia per alberi.
Accessorio per installazione spot direttamente sul ramo di un albero, da ø30 mm fino a ø100 mm.
Finitura Deep Brown.

Tree strap.
Accessory for spot installation directly on tree branch, from ø30mm up to ø100mm.
Deep Brown finishing.

F004Z070000





Testa orientabile a 20° per l'installazione su paletti a terra. I paletti devono essere ordinati come accessori separati. Alimentazione elettrica 24V da ordinare separatamente. Ogni testa è dotata di un segmento di cavo in uscita da 2000 mm e kit di cablaggio.

2200K disponibile su richiesta.

20° adjustable head for installation on ground poles. Poles to be ordered as separated accessories. 24V remote power supply to be ordered separately. Each head comes with a 2000 mm length outgoing cable and a wiring kit.

2200K available on request.

Top Led: 5W - 379 lm ≠ FIXT 242 lm - 2700K/CRI 80 - 24V / 5W - 395 lm ≠ FIXT 252 lm - 3000K/CRI 80 - 24V / 5W - 421 lm ≠ FIXT 269 lm - 4000K/CRI 80 - 24V

2700K

PWM Dimmable

- F004C20A001
- F004C20A006
- F004C20A012
- F004C20A018
- F004C20A030
- F004C20A033
- F004H20A071

3000K

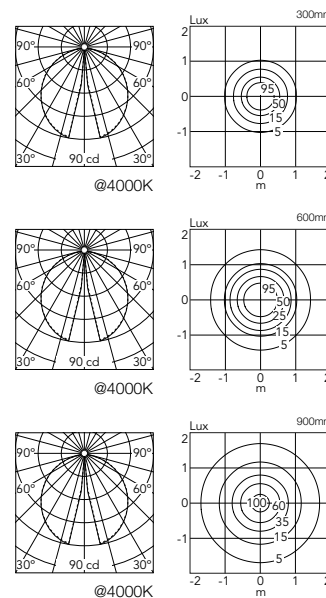
PWM Dimmable

- F004C30A001
- F004C30A006
- F004C30A012
- F004C30A018
- F004C30A030
- F004C30A033
- F004H30A071

4000K

PWM Dimmable

- F004C40A001
- F004C40A006
- F004C40A012
- F004C40A018
- F004C40A030
- F004C40A033
- F004H40A071



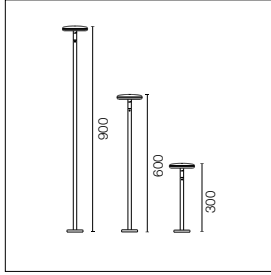
* Numero massimo di apparecchi per alimentatore / Maximum number of luminaires per power supply.

Numero massimo di apparecchi per alimentatore (Vin220÷240). Dati indicativi da verificare con le specifiche condizioni di installazione.

Maximum number of luminaires per power supply. (220÷240 V). These data must be checked taking into account the specific installation conditions.

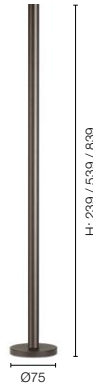
Non Dimmable		Dimmable	
Acc. RF25754	1	Acc. RF26387.A	3
Acc. RF25748	1	Acc. F990B02A000	5
Acc. RF25747	1	Acc. F990B03A000	5
Acc. RF25757	1	Acc. F990B16A000	5
Acc. F990B23AZ00	3	Acc. F990B04A000	12
Acc. F990B28A000	6	Acc. F990B05A000	12
Acc. F990B27A000	9	Acc. F990B17A000	12

Landlord Soft: Testa + accessorio paletto / Head + pole accessory



Paletto con base.
Pronta per l'installazione su
superficie solida.
Per l'installazione a terra,
completare con il picchetto da
ordinare separatamente.

Pole with base.
Ready for installation on solid surface.
Ground installation needs earth stick
use, to be ordered as separated item.



H 300 mm

- F004Z010001
- F004Z010006
- F004Z010012
- F004Z010018
- F004Z010030
- F004Z010033
- F004Z0D0071

H 600 mm

- F004Z020001
- F004Z020006
- F004Z020012
- F004Z020018
- F004Z020030
- F004Z020033
- F004Z0E0071

H 900 mm

- F004Z030001
- F004Z030006
- F004Z030012
- F004Z030018
- F004Z030030
- F004Z030033
- F004Z0F0071

Landlord Soft: Accessori / Accessories

Picchetto.
Da montare sui paletti con
base.

Earth stick.
To be mounted on poles with
base.

F004Z060000



Sistema di giunzione IP68
H2O Stop anti-condensa a
3/4 vie 4 poli. (Ø5,5÷12mm
cavo).

3/4 way terminal block 4 poles
IP68 H2O Stop. (ø5,5÷12mm
cable).

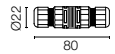
F990C010000



Sistema di giunzione IP68
H2O Stop anti-condensa a 2
vie 4 poli. (Ø5,5÷12mm cavo).

2 way terminal block 4 poles
IP68 H2O Stop. (ø5,5÷12mm
cable).

F990C00A000



Alimentatore per installazione
remota 24Vdc 20W / 110-
240Vdc (15W@110V) IP67
Classe II selv.

Power supply for remote
installation 24Vdc 20W / 110-
240Vdc (15W@110V) IP67
Class II selv.

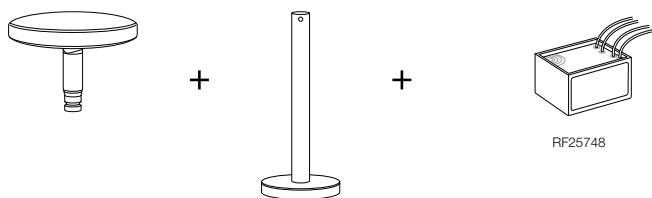
Landlord Soft
Only for Dali version
RF26387.A
Dimmable DALI



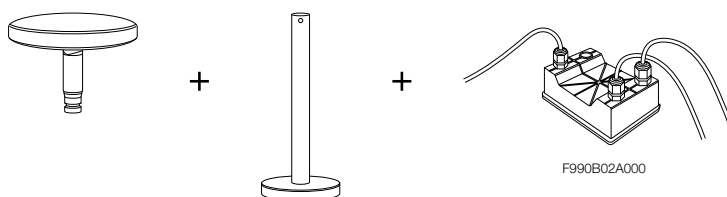
190

Esempi di Configurazione / Examples of Configuration

ON-OFF (non dimmerabile) = codice prodotto (F004C30A001 + F004Z010001) + alimentatore 8W / 110-240Vac / 24Vdc ON-OFF IP65 (RF25748)
 ON-OFF (non dimmable) = luminaire code (F004C30A001 + F004Z010001) + power supply 8W / 110-240Vac / 24Vdc ON-OFF IP65 (RF25748)

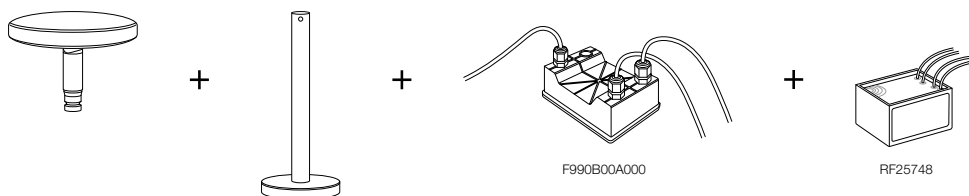


Dimmerabile 1-10V = codice prodotto (F004C30A001 + F004Z010001) + alimentatore 35W / 120-270Vac / 24Vdc 1-10V PWM control IP67 (F990B02A000)
 Dimmable 1-10V = luminaire code (F004C30A001 + F004Z010001) + power supply 35W / 120-270Vac / 24Vdc 1-10V PWM control IP67 (F990B02A000)

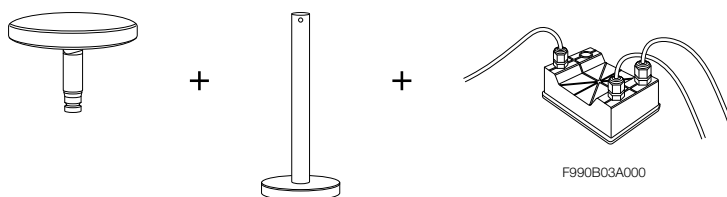


Dimmerabile 1-10V: interfaccia PWM + alimentatore = codice prodotto (F004C30A001 + F004Z010001) + interfaccia di controllo 1-10V PWM 24Vdc 120W IP67 (F990B00A000) + alimentatore 8W / 110-240Vac / 24Vdc ON-OFF IP65 (RF25748) o altro alimentatore remoto 24Vdc

Dimmable 1-10V : PWM control interface + power supply = luminaire code (F004C30A001 + F004Z010001) + PWM control interface 1-10V PWM 24Vdc 120W IP67 (F990B00A000) + power supply 8W / 110-240Vac / 24Vdc ON-OFF IP65 (RF25748) or other remote power supply

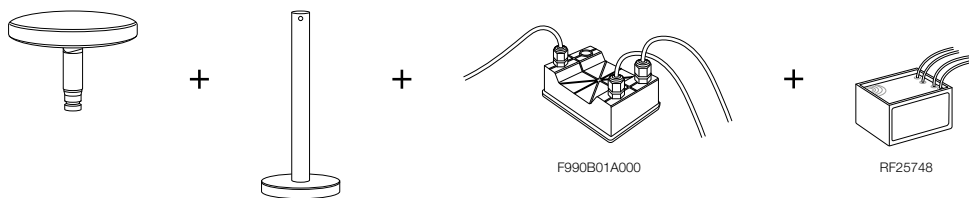


Dimmerabile DALI = codice prodotto (F004C30A001 + F004Z010001) + alimentatore 35W / 120-270Vac / 24Vdc DALI PWM control IP67 (F990B03A000)
 Dimmable DALI = luminaire code (F004C30A001 + F004Z010001) + power supply 35W / 120-270Vac / 24Vdc DALI PWM control IP67 (F990B03A000)

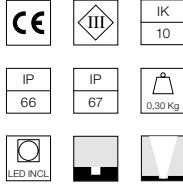
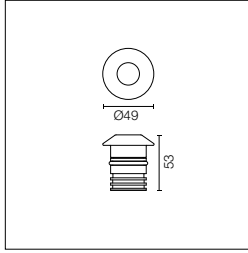


Dimmerabile DALI: interfaccia PWM + alimentatore = codice prodotto (F004C30A001 + F004Z010001) + interfaccia di controllo DALI PWM 24Vdc 120W IP67 (F990B01A000) + alimentatore 8W / 110-240Vac / 24Vdc ON-OFF IP65 (RF25748) o altro alimentatore remoto 24Vdc

Dimmable DALI: PWM control interface + power supply = luminaire code (F004C30A001 + F004Z010001) + PWM control interface DALI PWM 24Vdc 120W IP67 (F990B01A000) + power supply 8W / 110-240Vac / 24Vdc ON-OFF IP65 (RF25748) or other remote power supply



Landlord Ground 49



Alimentazione elettrica remota 24V da ordinare separatamente. Necessaria cassaforma per installazione, da ordinare separatamente.

24V remote power supply to be ordered separately. Necessary box for installation, to be ordered separately.

2200K disponibile su richiesta.

2200K available on request.

Power Led: 2,3W - 188 lm ≠ *FIXT 121 lm - 2700K/CRI 80 - 24V / 2,3W - 195 lm ≠ *FIXT 125 lm - 3000K/CRI 80 - 24V / 2,3W - 202 lm ≠ *FIXT 130 lm - 4000K/CRI 80 - 24V
*FIXT lm = Spot Optic

Optic Spot 14°

2700K

Non Dimmable

① F004A21A056

PWM Dimmable

① F004A21H056

Non Dimmable with honeycomb

① F004A26A05601

3000K

Non Dimmable

① F004A31A056

PWM Dimmable

① F004A31H056

Non Dimmable with honeycomb

① F004A36A05601

4000K

Non Dimmable

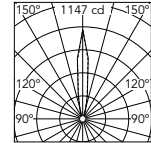
① F004A41A056

PWM Dimmable

① F004A41H056

Non Dimmable with honeycomb

① F004A46A05601



@4000K

Beam Angle: 14°

h(m)	E(lx)	D(m)
1	1147	0.26
2	287	0.51
3	127	0.77
4	72	1.02
5	46	1.28

Optic Medium 40°

2700K

Non Dimmable

① F004A22A056

PWM Dimmable

① F004A22H056

Non Dimmable with honeycomb

① F004A27A05602

3000K

Non Dimmable

① F004A32A056

PWM Dimmable

① F004A32H056

Non Dimmable with honeycomb

① F004A37A05602

4000K

Non Dimmable

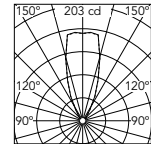
① F004A42A056

PWM Dimmable

① F004A42H056

Non Dimmable with honeycomb

① F004A47A05602

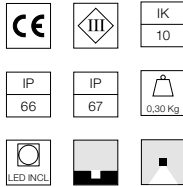
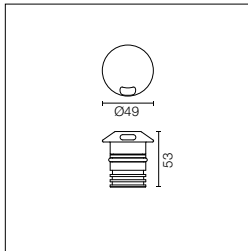


@4000K

Beam Angle: 40°

h(m)	E(lx)	D(m)
1	203	0.72
2	51	1.44
3	23	2.16
4	13	2.88
5	8	3.61

Landlord Ground 49 1 Beam



Alimentazione elettrica remota 24V da ordinare separatamente. Necessaria cassaforma per installazione, da ordinare separatamente.

24V remote power supply to be ordered separately. Necessary box for installation, to be ordered separately.

2200K disponibile su richiesta.

2200K available on request.

Power Led: 2,3W - 188 lm ≠ FIXT 8 lm - 2700K/CRI 80 - 24V / 2,3W - 195 lm ≠ FIXT 9 lm - 3000K/CRI 80 - 24V / 2,3W - 202 lm ≠ FIXT 9 lm - 4000K/CRI 80 - 24V

2700K

Non Dimmable

① F004A23A056

PWM Dimmable

① F004A23H056

3000K

Non Dimmable

① F004A33A056

PWM Dimmable

① F004A33H056

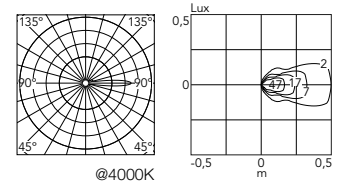
4000K

Non Dimmable

① F004A43A056

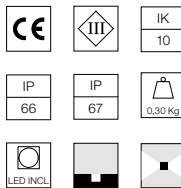
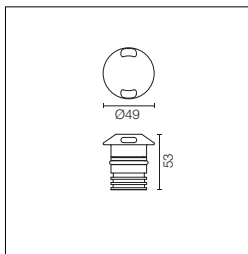
PWM Dimmable

① F004A43H056



@4000K

Landlord Ground 49 2 Beams



Alimentazione elettrica remota 24V da ordinare separatamente. Necessaria cassaforma per installazione, da ordinare separatamente.

24V remote power supply to be ordered separately. Necessary box for installation, to be ordered separately.

2200K disponibile su richiesta.

2200K available on request.

Power Led: 2,3W - 188 lm ≠ FIXT 16 lm - 2700K/CRI 80 - 24V / 2,3W - 195 lm ≠ FIXT 17 lm - 3000K/CRI 80 - 24V / 2,3W - 202 lm ≠ FIXT 18 lm - 4000K/CRI 80 - 24V

2700K

Non Dimmable

- F004A24A056
- PWM Dimmable
- F004A24H056

3000K

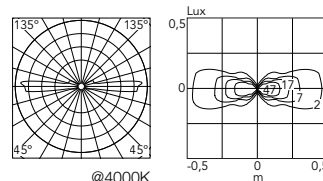
Non Dimmable

- F004A34A056
- PWM Dimmable
- F004A34H056

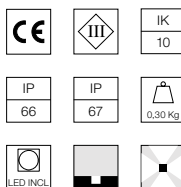
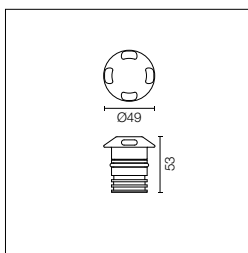
4000K

Non Dimmable

- F004A44A056
- PWM Dimmable
- F004A44H056



Landlord Ground 49 4 Beams



Alimentazione elettrica remota 24V da ordinare separatamente. Necessaria cassaforma per installazione, da ordinare separatamente.

24V remote power supply to be ordered separately. Necessary box for installation, to be ordered separately.

2200K disponibile su richiesta.

2200K available on request.

Power Led: 2,3W - 188 lm ≠ FIXT 32 lm - 2700K/CRI 80 - 24V / 2,3W - 195 lm ≠ FIXT 34 lm - 3000K/CRI 80 - 24V / 2,3W - 202 lm ≠ FIXT 36 lm - 4000K/CRI 80 - 24V

2700K

Non Dimmable

- F004A25A056
- PWM Dimmable
- F004A25H056

3000K

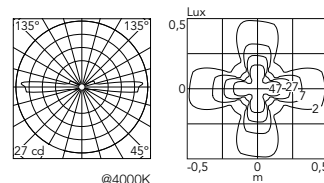
Non Dimmable

- F004A35A056
- PWM Dimmable
- F004A35H056

4000K

Non Dimmable

- F004A45A056
- PWM Dimmable
- F004A45H056



* Numero massimo di apparecchi per alimentatore / Maximum number of luminaires per power supply.

Numero massimo di apparecchi per alimentatore (Vin220÷240). Dati indicativi da verificare con le specifiche condizioni di installazione.

Maximum number of luminaires per power supply. (220÷240 V). These data must be checked taking into account the specific installation conditions.

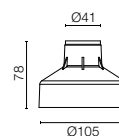
Non Dimmable		Dimmable	
Acc. RF25754	2	Acc. F990B02A000	13
Acc. RF25748	2	Acc. F990B03A000	13
Acc. RF25747	3	Acc. F990B16A000	13
Acc. RF25757	3	Acc. F990B04A000	28
Acc. F990B23AZ00	9	Acc. F990B05A000	28
Acc. F990B28A000	14	Acc. F990B17A000	28
Acc. F990B27A000	29		

Landlord Ground Ø49: Accessori / Accessories

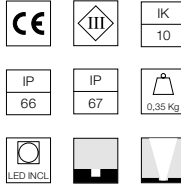
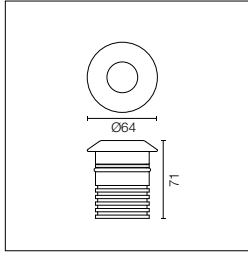
Cassaforma.

Box for installation.

F004Z0J0000



Landlord Ground 64



Alimentazione elettrica remota 24V da ordinare separatamente. Necessaria cassaforma per installazione, da ordinare separatamente.

24V remote power supply to be ordered separately. Necessary box for installation, to be ordered separately.

2200K disponibile su richiesta.

2200K available on request.

Power Led: 3,4W - 251 lm ≠ *FIXT 183 lm - 2700K/CRI 80 - 24V / 3,4W - 260 lm ≠ *FIXT 189 lm - 3000K/CRI 80 - 24V / 3,4W - 270 lm ≠ *FIXT 196 lm - 4000K/CRI 80 - 24V
*FIXT lm = Spot Optic

Optic Spot 15°

2700K

Non Dimmable

① F004B21A056

PWM Dimmable

① F004B21H056

Non Dimmable with honeycomb

① F004B26A05601

3000K

Non Dimmable

① F004B31A056

PWM Dimmable

① F004B31H056

Non Dimmable with honeycomb

① F004B36A05601

4000K

Non Dimmable

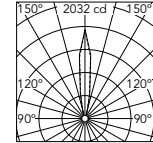
① F004B41A056

PWM Dimmable

① F004B41H056

Non Dimmable with honeycomb

① F004B46A05601



Beam Angle: 15°

h(m)	E(lx)	D(m)
1	2032	0.27
2	508	0.53
3	226	0.80
4	127	1.06
5	81	1.33

@4000K

Optic Medium 25°

2700K

Non Dimmable

① F004B22A056

PWM Dimmable

① F004B22H056

Non Dimmable with honeycomb

① F004B27A05602

3000K

Non Dimmable

① F004B32A056

PWM Dimmable

① F004B32H056

Non Dimmable with honeycomb

① F004B37A05602

4000K

Non Dimmable

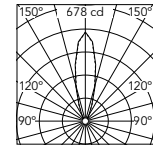
① F004B42A056

PWM Dimmable

① F004B42H056

Non Dimmable with honeycomb

① F004B47A05602

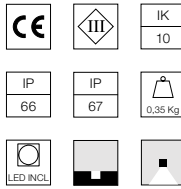
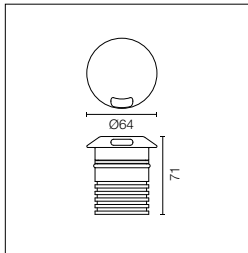


Beam Angle: 25°

h(m)	E(lx)	D(m)
1	678	0.46
2	169	0.92
3	75	1.38
4	42	1.84
5	27	2.30

@4000K

Landlord Ground 64 1 Beam



Alimentazione elettrica remota 24V da ordinare separatamente. Necessaria cassaforma per installazione, da ordinare separatamente.

24V remote power supply to be ordered separately. Necessary box for installation, to be ordered separately.

2200K disponibile su richiesta.

2200K available on request.

Power Led: 3,4W - 251 lm ≠ FIXT 11 lm - 2700K/CRI 80 - 24V / 3,4W - 260 lm ≠ FIXT 12 lm - 3000K/CRI 80 - 24V / 3,4W - 270 lm ≠ FIXT 12 lm - 4000K/CRI 80 - 24V

2700K

Non Dimmable

① F004B23A056

PWM Dimmable

① F004B23H056

3000K

Non Dimmable

① F004B33A056

PWM Dimmable

① F004B33H056

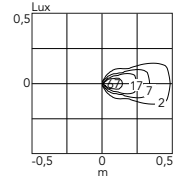
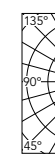
4000K

Non Dimmable

① F004B43A056

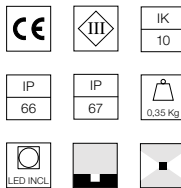
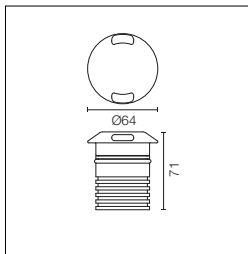
PWM Dimmable

① F004B43H056



@4000K

Landlord Ground 64 2 Beams



Alimentazione elettrica remota 24V da ordinare separatamente. Necessaria cassaforma per installazione, da ordinare separatamente.

24V remote power supply to be ordered separately. Necessary box for installation, to be ordered separately.

2200K disponibile su richiesta.

2200K available on request.

Power Led: 3,4W - 251 lm ≠ FIXT 22 lm - 2700K/CRI 80 - 24V / 3,4W - 260 lm ≠ FIXT 23 lm - 3000K/CRI 80 - 24V / 3,4W - 270 lm ≠ FIXT 24 lm - 4000K/CRI 80 - 24V

2700K

Non Dimmable

- F004B24A056
- PWM Dimmable
- F004B24H056

3000K

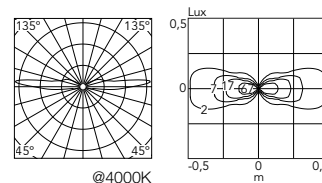
Non Dimmable

- F004B34A056
- PWM Dimmable
- F004B34H056

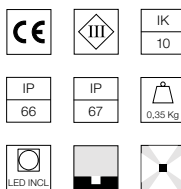
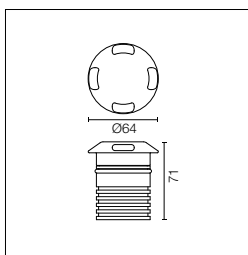
4000K

Non Dimmable

- F004B44A056
- PWM Dimmable
- F004B44H056



Landlord Ground 64 4 Beams



Alimentazione elettrica remota 24V da ordinare separatamente. Necessaria cassaforma per installazione, da ordinare separatamente.

24V remote power supply to be ordered separately. Necessary box for installation, to be ordered separately.

2200K disponibile su richiesta.

2200K available on request.

Power Led: 3,4W - 251 lm ≠ FIXT 44 lm - 2700K/CRI 80 - 24V / 3,4W - 260 lm ≠ FIXT 46 lm - 3000K/CRI 80 - 24V / 3,4W - 270 lm ≠ FIXT 48 lm - 4000K/CRI 80 - 24V

2700K

Non Dimmable

- F004B25A056
- PWM Dimmable
- F004B25H056

3000K

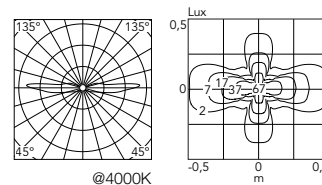
Non Dimmable

- F004B35A056
- PWM Dimmable
- F004B35H056

4000K

Non Dimmable

- F004B45A056
- PWM Dimmable
- F004B45H056



* Numero massimo di apparecchi per alimentatore / Maximum number of luminaires per power supply.

Numero massimo di apparecchi per alimentatore (Vin220÷240). Dati indicativi da verificare con le specifiche condizioni di installazione.

Maximum number of luminaires per power supply. (220÷240 V). These data must be checked taking into account the specific installation conditions.

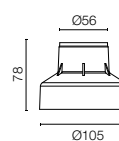
Non Dimmable		Dimmable	
Acc. RF25754	1	Acc. F990B02A000	7
Acc. RF25748	1	Acc. F990B03A000	7
Acc. RF25747	3	Acc. F990B16A000	7
Acc. RF25757	3	Acc. F990B04A000	17
Acc. F990B23AZ00	7	Acc. F990B05A000	17
Acc. F990B28A000	9	Acc. F990B17A000	17
Acc. F990B27A000	17		

Landlord Ground Ø64: Accessori / Accessories

Cassaforma.

Box for installation.

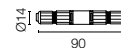
F004Z0K0000



Landlord: Accessori / Accessories

Sistema di giunzione IP68 a 2 vie 2 poli. (Ø4÷6,9mm cavo).
2 way terminal block 2 poles IP68. (Ø4÷6,9mm cable).

F990C050000



Non può essere alloggiato nella scatola per incasso.

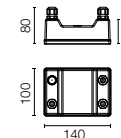

It can't be placed in the recessed box for installation.

Landlord (all versions): Power Supply Dimmable

Alimentatore 24V PWM con interfaccia di controllo 1-10V IP67 Classe II. Vin 120-270 Vac.

Power supply 24V PWM with 1-10V control interface IP67 Class II. Vin 120-270 Vac.

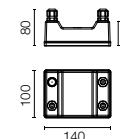

35W
*F990B02A000
70W
*F990B04A000



Alimentatore 24V PWM con interfaccia di controllo DALI IP67 Classe II. Vin 120-270 Vac.

Power supply 24V PWM with DALI control interface IP67 Class II. Vin 120-270 Vac.

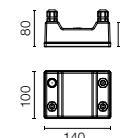

35W
*F990B03A000
70W
*F990B05A000



Alimentatore 24V PWM con interfaccia di controllo PUSH IP67 Classe II. Vin 120-270 Vac.

Power supply 24V PWM with PUSH control interface IP67 Class II. Vin 120-270 Vac.

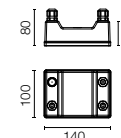
35W
*F990B16A000
70W
*F990B17A000



Interfaccia di controllo 24V PWM - 1-10V IP67 Class III. Vin 24Vdc 120W (Fonte di alimentazione non inclusa).

Control interface 24V PWM - 1-10V IP67 Class III. Vin 24Vdc 120W (Power supply not included).

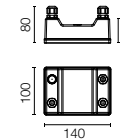

F990B00A000



Interfaccia di controllo 24V PWM - Dali IP67 Class III. Vin 24Vdc 120W (Fonte di alimentazione non inclusa).

Control interface 24V PWM - Dali IP67 Class III. Vin 24Vdc 120W (Power supply not included).

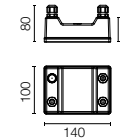

F990B01A000



Interfaccia di controllo 24V PWM - Push IP67 Class III. Vin 24Vdc 120W (Fonte di alimentazione non inclusa).

Control interface 24V PWM - Push IP67 Class III. Vin 24Vdc 120W (Power supply not included).

F990B18A000




Landlord: Power Supply Non Dimmable

Alimentatore doppia funzione 24V / 350mA IP20 Classe II selv. no dimmerabile.	Power supply dual function 24V / 350mA IP20 Class II selv no dimmable.	*RF25754		
Alimentatore doppia funzione 24V / Iout 350mA 110-240V IP65.	Power supply dual function 24V / Iout 350mA 110-240V IP65.	*RF25748		
Alimentatore 24V 10W / 110- 240V IP20 Classe II selv.	Power supply 24V 10W /110- 240V IP20 Class II selv.	*RF25747		
Alimentatore 24V 10W / 110- 240V IP67 Classe II selv.	Power supply 24V 10W / 110-240V IP67 Class II selv.	*RF25757		
Alimentatore 24Vdc 35W / 120-270V IP67 Classe II selv.	Power supply 24Vdc 35W / 120-270V IP67 Class II selv.	F990B23AZ00		
Alimentatore 24Vdc 50W / 120-240V IP67 Classe II selv.	Power supply 24Vdc 50W / 120-240V IP67 Class II selv.	*F990B28A000		
Alimentatore 24Vdc 70W / 220-240V IP67 Classe II selv.	Power supply 24Vdc 70W / 220-240V IP67 Class II selv.	*F990B27A000		


Bellhop

Designed by Edward Barber & Jay Osgerby





Bellhop Wall



Bellhop Pole



Bellhop Bollard

Famiglia / Family

Bellhop Wall



Bellhop Bollard



Bellhop Pole



Power Led

8W
551 lm - 2700K/CRI 80
580 lm - 3000K/CRI 80
607 lm - 4000K/CRI 80
2200K available on request.

Power Led

8W
551 lm - 2700K/CRI 80
580 lm - 3000K/CRI 80
607 lm - 4000K/CRI 80
2200K available on request.

Power Led

30W
2490 lm - 2700K/CRI 80
2590 lm - 3000K/CRI 80
2760 lm - 4000K/CRI 80
2200K available on request.


Colori / Colours



01 White*



06 Grey



12 Forest Green*




18 Deep Brown



30 Black*



33 Anthracite



56 Matt Stainless
Steel*

* Solo per versioni bollard e wall. / Only for bollard and wall versions.

Bellhop Wall

Apparecchi di illuminazione da parete della collezione per esterni Bellhop con illuminazione diffusa; è realizzata in alluminio estruso e pressofuso oppure in acciaio inossidabile.

Bellhop Bollard

Versione Bollard della collezione per esterni di Bellhop per un'illuminazione diffusa. Realizzata in alluminio estruso e pressofuso o acciaio inossidabile, Bellhop è disponibile in due altezze diverse per il modello bollard e con un flusso ed emissione luminose diverse in modo da soddisfare qualsiasi esigenza di illuminazione esterna o prospettiva d'illuminazione necessaria.

Bellhop Pole

Versione su palo della collezione per esterni di Bellhop a luce diffusa.

Testa in alluminio montata su un palo estruso lungo 3 m o 4 m, disponibile per installazione su superficie rigida o a terra.

Bellhop Wall

Wall light version of the Bellhop Outdoor Collection for diffuse light, made of extruded and die-cast aluminium or stainless steel.

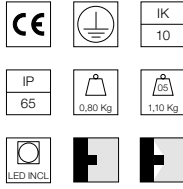
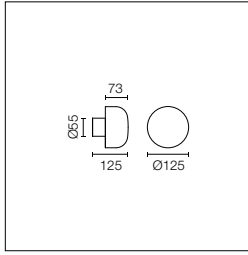
Bellhop Bollard

Bollard version of the Bellhop Outdoor Collection for diffuse light. Made of extruded and die-cast aluminium or stainless steel, Bellhop is available in two heights for the bollard model and with different lumens and luminaire outputs as to comply with any outdoor setting and lighting scenario need.

Bellhop Pole

Pole version of the Bellhop Outdoor Collection for diffuse light.

Aluminum head mounted on a 3m or 4m long extruded pole, available for installation on rigid surface or in ground.



Alimentazione elettrica 100-240V integrata. Attacco a parete.
 Ogni apparecchio d'illuminazione è dotato di 200 mm di cavo per connessione all'interno del corpo dell'apparecchio.
 La connessione è consigliata con un sistema di giunzione IP68 H₂O Stop anti-condensa a 2 vie 4 poli, da ordinare separatamente.

100-240V power supply integrated. Direct wall installation.
 Each luminaire is equipped with 200 mm length cable for connection inside the luminaire body.
 Recommended connection with a 2 way terminal block 4 poles IP68 H₂O Stop, to be ordered separately.

2200K disponibile su richiesta.

2200K available on request.

Power Led: 8W - 783 lm ≠ FIXT 551 lm - 2700K/CRI 80 - 100-240V / 8W - 816 lm ≠ FIXT 580 lm - 3000K/CRI 80 - 100-240V / 8W - 873 lm ≠ FIXT 607 lm - 4000K/CRI 80 - 100-240V

2700K

Non Dimmable

- F003C21A001
- F003C21A006
- F003C21A012
- F003C21A018
- F003C21A030
- F003C21A033
- F003C21A056
- 1-10V
- F003C21B001
- F003C21B006
- F003C21B012
- F003C21B018
- F003C21B030
- F003C21B033
- F003C21B056

Dali

- F003C21D001
- F003C21D006
- F003C21D012
- F003C21D018
- F003C21D030
- F003C21D033
- F003C21D056

3000K

Non Dimmable

- F003C31A001
- F003C31A006
- F003C31A012
- F003C31A018
- F003C31A030
- F003C31A033
- F003C31A056
- 1-10V
- F003C31B001
- F003C31B006
- F003C31B012
- F003C31B018
- F003C31B030
- F003C31B033
- F003C31B056

Dali

- F003C31D001
- F003C31D006
- F003C31D012
- F003C31D018
- F003C31D030
- F003C31D033
- F003C31D056

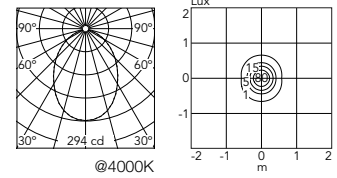
4000K

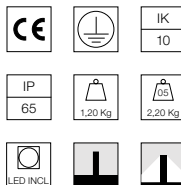
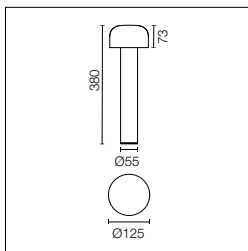
Non Dimmable

- F003C41A001
- F003C41A006
- F003C41A012
- F003C41A018
- F003C41A030
- F003C41A033
- F003C41A056
- 1-10V
- F003C41B001
- F003C41B006
- F003C41B012
- F003C41B018
- F003C41B030
- F003C41B033
- F003C41B056

Dali

- F003C41D001
- F003C41D006
- F003C41D012
- F003C41D018
- F003C41D030
- F003C41D033
- F003C41D056





Alimentazione elettrica 100-240V inclusa. Pronta per l'installazione su superficie solida.
 Ogni apparecchio d'illuminazione è dotato di 200 mm di cavo per connessione all'interno del corpo dell'apparecchio.
 La connessione è consigliata con un sistema di giunzione IP68 H₂O Stop anti-condensa a 2 vie 4 poli, da ordinare separatamente.

100-240V power supply included. Ready for installation on solid surface.
 Each luminaire is equipped with 200 mm cable for connection inside the luminaire body.
 Recommended connection with a 2 way terminal block 4 poles IP68 H₂O Stop, to be ordered separately.

2200K disponibile su richiesta.

2200K available on request.

Power Led: 8W - 783 lm ≠ FIXT 551 lm - 2700K/CRI 80 - 100-240V / 8W - 816 lm ≠ FIXT 580 lm - 3000K/CRI 80 - 100-240V / 8W - 873 lm ≠ FIXT 607 lm - 4000K/CRI 80 - 100-240V

2700K

Non Dimmable

- F003A21A001
- F003A21A006
- F003A21A012
- F003A21A018
- F003A21A030
- F003A21A033
- F003A21A056
- 1-10V
- F003A21B001
- F003A21B006
- F003A21B012
- F003A21B018
- F003A21B030
- F003A21B033
- F003A21B056

Dali

- F003A21D001
- F003A21D006
- F003A21D012
- F003A21D018
- F003A21D030
- F003A21D033
- F003A21D056

3000K

Non Dimmable

- F003A31A001
- F003A31A006
- F003A31A012
- F003A31A018
- F003A31A030
- F003A31A033
- F003A31A056
- 1-10V
- F003A31B001
- F003A31B006
- F003A31B012
- F003A31B018
- F003A31B030
- F003A31B033
- F003A31B056

Dali

- F003A31D001
- F003A31D006
- F003A31D012
- F003A31D018
- F003A31D030
- F003A31D033
- F003A31D056

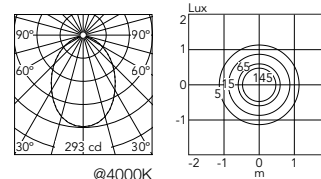
4000K

Non Dimmable

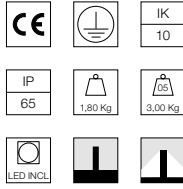
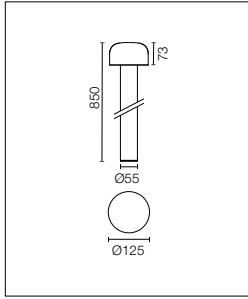
- F003A41A001
- F003A41A006
- F003A41A012
- F003A41A018
- F003A41A030
- F003A41A033
- F003A41A056
- 1-10V
- F003A41B001
- F003A41B006
- F003A41B012
- F003A41B018
- F003A41B030
- F003A41B033
- F003A41B056

Dali

- F003A41D001
- F003A41D006
- F003A41D012
- F003A41D018
- F003A41D030
- F003A41D033
- F003A41D056



Bellhop Bollard 850



Alimentazione elettrica 100-240V inclusa. Pronta per l'installazione su superficie solida.
 Ogni apparecchio d'illuminazione è dotato di 200 mm di cavo per connessione all'interno del corpo dell'apparecchio.
 La connessione è consigliata con un sistema di giunzione IP68 H₂O Stop anti-condensa a 2 vie 4 poli, da ordinare separatamente.

100-240V power supply included. Ready for installation on solid surface.
 Each luminaire is equipped with 200 mm cable for connection inside the luminaire body.
 Recommended connection with a 2 way terminal block 4 poles IP68 H₂O Stop, to be ordered separately.

2200K disponibile su richiesta.

2200K available on request.

Power Led: 8W - 783 lm ≠ FIXT 551 lm - 2700K/CRI 80 - 100-240V / 8W - 816 lm ≠ FIXT 580 lm - 3000K/CRI 80 - 100-240V / 8W - 873 lm ≠ FIXT 607 lm - 4000K/CRI 80 - 100-240V

2700K

Non Dimmable

- F003B21A001
- F003B21A006
- F003B21A012
- F003B21A018
- F003B21A030
- F003B21A033
- F003B21A056

1-10V

- F003B21B001
- F003B21B006
- F003B21B012
- F003B21B018
- F003B21B030
- F003B21B033
- F003B21B056

Dali

- F003B21D001
- F003B21D006
- F003B21D012
- F003B21D018
- F003B21D030
- F003B21D033
- F003B21D056

3000K

Non Dimmable

- F003B31A001
- F003B31A006
- F003B31A012
- F003B31A018
- F003B31A030
- F003B31A033
- F003B31A056

1-10V

- F003B31B001
- F003B31B006
- F003B31B012
- F003B31B018
- F003B31B030
- F003B31B033
- F003B31B056

Dali

- F003B31D001
- F003B31D006
- F003B31D012
- F003B31D018
- F003B31D030
- F003B31D033
- F003B31D056

4000K

Non Dimmable

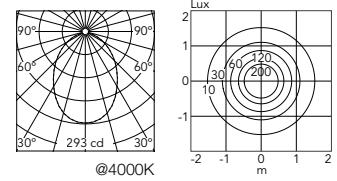
- F003B41A001
- F003B41A006
- F003B41A012
- F003B41A018
- F003B41A030
- F003B41A033
- F003B41A056

1-10V

- F003B41B001
- F003B41B006
- F003B41B012
- F003B41B018
- F003B41B030
- F003B41B033
- F003B41B056

Dali

- F003B41D001
- F003B41D006
- F003B41D012
- F003B41D018
- F003B41D030
- F003B41D033
- F003B41D056



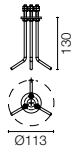
Bellhop Bollard: Accessori / Accessories

Piastra tirafondi.

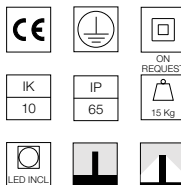
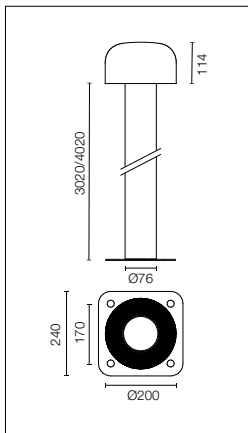

Base plate with bolt.

Bellhop Bollard Ø125

F003Z010000



Bellhop Pole with base



Alimentazione elettrica 220/240 inclusa. Pronta per l'installazione su superficie solida. Piastra base disponibile come accessorio. Ogni apparecchio d'illuminazione è dotato di 200 mm di cavo per connessione all'interno del corpo dell'apparecchio. La connessione è consigliata con un sistema di giunzione IP68 H₂O Stop anti-condensa a 2 vie 4 poli, da ordinare separatamente. Versione dimmerabile e 110V disponibili su richiesta.

220-240V power supply included. Ready for installation on solid surface. Base plate available as accessory. Each luminaire is equipped with 200 mm cable for connection inside the luminaire body. Recommended connection with a 2 way terminal block 4 poles IP68 H₂O Stop, to be ordered separately. 110V and dimmable versions available on request.

2200K disponibile su richiesta.

2200K available on request.

Power Led: 30W - 3090 lm ≠ FIXT 2490 lm - 2700K/CRI 80 - 220-240V / 30W - 3220 lm ≠ FIXT 2590 lm - 3000K/CRI 80 - 220-240V / 30W - 3430 lm ≠ FIXT 2760 lm - 4000K/CRI 80 - 220-240V

2700K

H 3020 mm
Non Dimmable

- F003H21A006
- F003H21A018
- F003H21A033
- 1-10V
- F003H21B006
- F003H21B018
- F003H21B033
- Dali
- F003H21D006
- F003H21D018
- F003H21D033

3000K

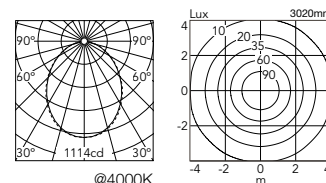
H 3020 mm
Non Dimmable

- F003H31A006
- F003H31A018
- F003H31A033
- 1-10V
- F003H31B006
- F003H31B018
- F003H31B033
- Dali
- F003H31D006
- F003H31D018
- F003H31D033

4000K

H 3020 mm
Non Dimmable

- F003H41A006
- F003H41A018
- F003H41A033
- 1-10V
- F003H41B006
- F003H41B018
- F003H41B033
- Dali
- F003H41D006
- F003H41D018
- F003H41D033



2700K

H 4020 mm
Non Dimmable

- F003L21A006
- F003L21A018
- F003L21A033
- 1-10V
- F003L21B006
- F003L21B018
- F003L21B033
- Dali
- F003L21D006
- F003L21D018
- F003L21D033

3000K

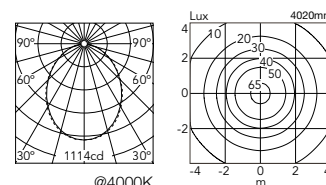
H 4020 mm
Non Dimmable

- F003L31A006
- F003L31A018
- F003L31A033
- 1-10V
- F003L31B006
- F003L31B018
- F003L31B033
- Dali
- F003L31D006
- F003L31D018
- F003L31D033

4000K

H 4020 mm
Non Dimmable

- F003L41A006
- F003L41A018
- F003L41A033
- 1-10V
- F003L41B006
- F003L41B018
- F003L41B033
- Dali
- F003L41D006
- F003L41D018
- F003L41D033

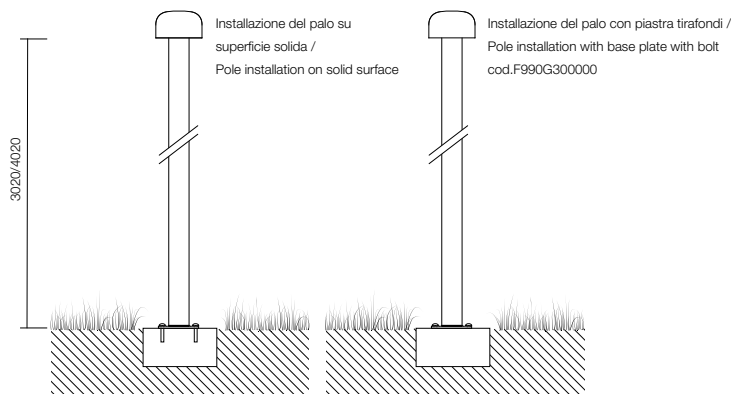
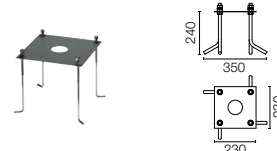


Bellhop Pole: Accessori / Accessories

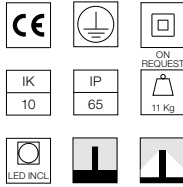
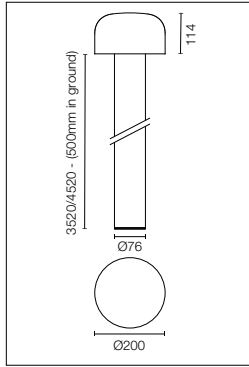
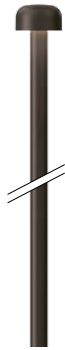
Piastra tirafondi per versione Bellhop palo con base.

Base plate with bolt for Bellhop Pole with base version.

Bellhop Pole Ø200
F990G300000



Bellhop Pole Inground



Alimentazione elettrica 220-240V inclusa.
 Pronto per l'installazione a terra.
 Ogni apparecchio d'illuminazione è dotato di 200 mm di cavo per connessione all'interno del corpo dell'apparecchio.
 La connessione è consigliata con un sistema di giunzione IP68 H₂O Stop anti-condensa a 2 vie 4 poli, da ordinare separatamente.
 Versione dimmerabile e 110V disponibili su richiesta.

220-240V power supply included.
 Ready for inground installation.
 Each luminaire is equipped with 200 mm cable for connection inside the luminaire body.
 Recommended connection with a 2 way terminal block 4 poles IP68 H₂O Stop, to be ordered separately.
 110V and dimmable versions available on request.

2200K disponibile su richiesta.

2200K available on request.

Power Led: 30W - 3090 lm ≠ FIXT 2490 lm - 2700K/CRI 80 - 220-240V / 30W - 3220 lm ≠ FIXT 2590 lm - 3000K/CRI 80 - 220-240V / 30W - 3430 lm ≠ FIXT 2760 lm - 4000K/CRI 80 - 220-240V

2700K

H 3520 mm
 Non Dimmable

- F003G21A006
- F003G21A018
- F003G21A033
- 1-10V
- F003G21B006
- F003G21B033
- F003G21B018
- Dali
- F003G21D006
- F003G21D018
- F003G21D033

3000K

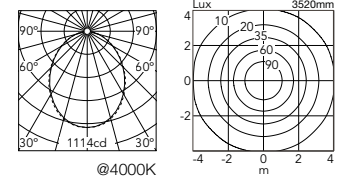
H 3520 mm
 Non Dimmable

- F003G31A006
- F003G31A018
- F003G31A033
- 1-10V
- F003G31B006
- F003G31B018
- F003G31B033
- Dali
- F003G31D006
- F003G31D018
- F003G31D033

4000K

H 3520 mm
 Non Dimmable

- F003G41A006
- F003G41A018
- F003G41A033
- 1-10V
- F003G41B006
- F003G41B018
- F003G41B033
- Dali
- F003G41D006
- F003G41D018
- F003G41D033



2700K

H 4520 mm
 Non Dimmable

- F003K21A006
- F003K21A018
- F003K21A033
- 1-10V
- F003K21B006
- F003K21B018
- F003K21B033
- Dali
- F003K21D006
- F003K21D018
- F003K21D033

3000K

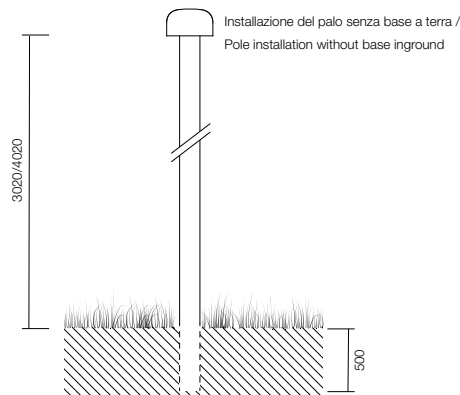
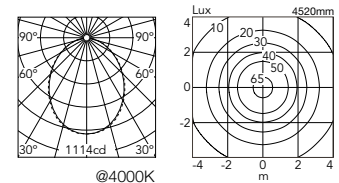
H 4520 mm
 Non Dimmable

- F003K31A006
- F003K31A018
- F003K31A033
- 1-10V
- F003K31B006
- F003K31B018
- F003K31B033
- Dali
- F003K31D006
- F003K31D018
- F003K31D033

4000K

H 4520 mm
 Non Dimmable

- F003K41A006
- F003K41A018
- F003K41A033
- 1-10V
- F003K41B006
- F003K41B018
- F003K41B033
- Dali
- F003K41D006
- F003K41D018
- F003K41D033



Bellhop Pole: Accessori / Accessories

Sistema di giunzione IP68
H₂O Stop anti-condensa a 2
vie 4 poli. (Ø5,5÷12mm cavo).

2 way terminal block 4 poles
IP68 H₂O Stop.
(ø5,5÷12mm cable).

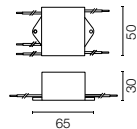
Bellhop Wall / Bollard / Pole
F990C00A000



Dispositivo di protezione
per il sovraccarico. 240 Vac.
Corrente massima di scarica
10KA (8/29us). Massima
corrente operativa 5A. Adatto
per la connessione in serie.
IP66.

Surge protection device.
275Vac. Maximum discharge
current 10KA (8/20us).
Maximum operating current
5A. Suitable for series
connection. IP66.


Bellhop Wall / Bollard / Pole
F990E00A000




Casting

Designed by Vincent Van Duysen





Casting Concrete




Casting T



Famiglia / Family


Casting Concrete



Power Led

9W
427 lm - 2700K/CRI 80
513 lm - 3000K/CRI 80
526 lm - 4000K/CRI 80

Casting C



W: **100**
H: 200 / **500** / 700 mm

Power Led

7W
272 lm - 2700K/CRI 80
295 lm - 3000K/CRI 80
317 lm - 4000K/CRI 80

2200K available on request.



W: **150**
H: 250 / **500** / 850 mm

Power Led

12W
565 lm - 2700K/CRI 80
813 lm - 3000K/CRI 80
660 lm - 4000K/CRI 80

2200K available on request.

Casting T



W: **100**
H: 200 / **500** / 700 mm

Power Led

12W
2x272 lm - 2700K/CRI 80
2x295 lm - 3000K/CRI 80
2x317 lm - 4000K/CRI 80

2200K available on request.



W: **150**
H: 250 / **500** / 850 mm

Power Led

21W
2x565 lm - 2700K/CRI 80
2x813 lm - 3000K/CRI 80
2x660 lm - 4000K/CRI 80

2200K available on request.


Colori / Colours

Casting Concrete



89 Concrete


Casting C / T



01 White



06 Grey



12 Forest Green



18 Deep Brown



30 Black



33 Anthracite

Collezione di paletti luminosi per esterno, con fonte di luce a LED.

Casting Concrete

Il corpo della versione Concrete è realizzato in stampo, con getto di calcestruzzo composta da cemento, aggreganti inerti fini e fibre di rinforzo. Ogni manufatto è realizzato individualmente con processo artigianale: minime differenze estetiche e di colore tra un apparecchio e l'altro sono il segno dell'unicità di ciascuna lampada. Ogni apparecchio monta un diffusore in policarbonato satinato incollato al dissipatore del prodotto per garantire la tenuta all'acqua (stabilizzato ai raggi UV per minimizzarne l'ingiallimento).

L'apparecchio è fornito con uno spezzone di cavo uscente in neoprene, con un kit di connessione elettrica per cavo multipolare singolo, e con tasselli per installazione su superfici piene e solide.

La piastra di fissaggio per installazione su calcestruzzo, pavimentazione da gettare, o su plinto è disponibile come accessorio.

Casting C/T

Il corpo delle versioni C e T è realizzato in alluminio estruso, base e diffusore in alluminio pressofuso EN AB-47100 a basso contenuto di rame.

Rivestimento ad alta resistenza: dopo un trattamento di sabbiatura di tutti i componenti per rendere la superficie porosa e garantire una maggiore adesione della vernice, è applicato il rivestimento esterno con un doppio strato con polveri secondo lo standard QUALICOAT. Il primo strato di polvere epossidica dà resistenza chimica e meccanica, il secondo strato di finitura di polvere poliestere assicura resistenza ai raggi UV ed agli agenti atmosferici. Le superfici verniciate sono trattate con lavaggi alcalini e acidi, risciacquate con acqua demineralizzata, e sottoposte a un trattamento di conversione chimica per proteggere contro l'ossidazione. Diffusore in vetro incollato al dissipatore del prodotto per garantire la tenuta all'acqua, e microtesturizzato per garantire una distribuzione omogenea e uniforme della luce. L'apparecchio è fornito con uno spezzone di cavo uscente in neoprene.

Collection of outdoor bollard lights with LED light source.

Casting Concrete

The body of the Round version is made from a mould, with poured concrete consisting of cement, fine inert materials for aggregating purposes, and reinforcing fibers. Each article is manufactured individually with a handcrafted process: minor aesthetic and color differences between one luminaire and another are the sign of the uniqueness of each lamp. Each luminaire has a frosted polycarbonate diffuser glued to the heat sink of the product to ensure a watertight seal (UV stabilized to minimise yellowing).

The luminaire is provided with a segment of outgoing cable in neoprene, with a kit of electrical connection for single multicore cable, and with dowels for installation on full and solid surfaces. The fixing plate for installation on cement paving, poured concrete, or on plinth is available as an accessory.

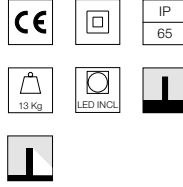
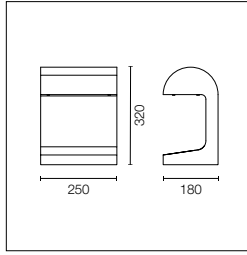
Casting C/T

The body of the versions C and T is made of extruded aluminum, base and diffuser in die-cast aluminum EN AB-47100 with a low copper content.

High-resistance coating: after a sandblasting treatment of all components to make the surface porous and ensure a greater adhesion of the paint, the external coating is applied with a double layer with epoxy powders according to the QUALICOAT standard. The first layer of epoxy powder gives chemical and mechanical resistance, the second finishing layer of polyester powder ensures resistance to UV rays and atmospheric agents. The painted surfaces are treated with alkaline and acidic washes, then rinsed with demineralized water, subjected to a chemical conversion treatment to protect against oxidation. A glass diffuser is glued to the heat sink of the product to ensure a watertight seal, micro-texturized to ensure homogeneous and uniform distribution of the light.

The luminaire is provided with a segment of outgoing cable in neoprene.

Casting Concrete



Alimentazione elettrica
220/240V integrata.

220/240V power supply
integrated.

Power Led: 9W - 650 lm ≠ FIXT 427 lm - 2700K/CRI 80 - 220-240V / 9W - 780 lm ≠ FIXT 513 lm - 3000K/CRI 80 - 220-240V /
9W - 800 lm ≠ FIXT 526 lm - 4000K/CRI 80 - 220-240V

2700K

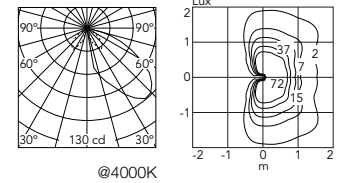
● F1330089.A

3000K

● F1331089.A

4000K

● F1332089.A



Casting Concrete: Accessori / Accessories

Piastra tirafondi.

Base plate with bolt.

F1209000



Sistema di giunzione IP68
H2O Stop anti-condensa a
3/4 vie 4 poli. (Ø5,5÷12mm
cavo).

3/4 way terminal block
4 poles IP68 H2O Stop.
(Ø5,5÷12mm cable).


F990C010000

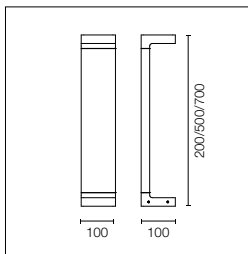


Dispositivo di protezione
per il sovraccarico. 275 Vac.
Corrente massima di scarica
10KA (8/29us). Massima
corrente operativa 5A. Adatto
per la connessione in serie.
IP66.

Surge protection device.
275Vac. Maximum discharge
current 10KA (8/20us).
Maximum operating current
5A. Suitable for series
connection. IP66.

F990E00A000





Alimentazione elettrica 110/240V integrata.

110/240V power supply integrated.



2200K disponibile su richiesta.

2200K available on request.



Power Led: 7W - 540 lm ≠ FIXT 272 lm - 2700K/CRI 80 - 110-240V / 7W - 585 lm ≠ FIXT 295 lm - 3000K/CRI 80 - 110-240V / 7W - 630 lm ≠ FIXT 317 lm - 4000K/CRI 80 - 110-240V

2700K

H 200 mm

- F1210001
- F1210006
- F1210012
- F1210018
- F1210030
- F1210033

H 500 mm

- F1213001
- F1213006
- F1213012
- F1213018
- F1213030
- F1213033

H 700 mm

- F1216001
- F1216006
- F1216012
- F1216018
- F1216030
- F1216033

3000K

H 200 mm

- F1211001
- F1211006
- F1211012
- F1211018
- F1211030
- F1211033

H 500 mm

- F1214001
- F1214006
- F1214012
- F1214018
- F1214030
- F1214033

H 700 mm

- F1217001
- F1217006
- F1217012
- F1217018
- F1217030
- F1217033

4000K

H 200 mm

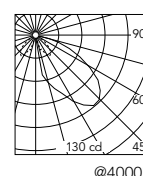
- F1212001
- F1212006
- F1212012
- F1212018
- F1212030
- F1212033

H 500 mm

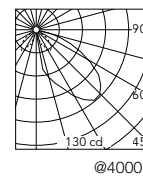
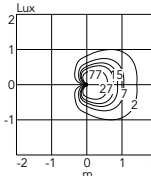
- F1215001
- F1215006
- F1215012
- F1215018
- F1215030
- F1215033

H 700 mm

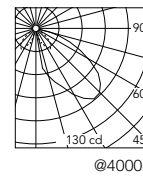
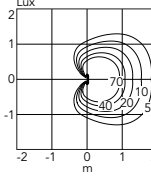
- F1218001
- F1218006
- F1218012
- F1218018
- F1218030
- F1218033



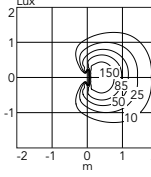
@4000K

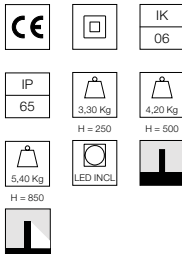
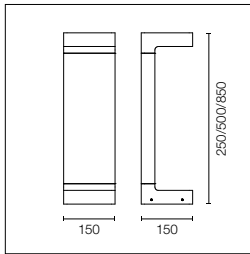


@4000K



@4000K





Alimentazione elettrica 110/240V integrata.

110/240V power supply integrated.

2200K disponibile su richiesta.

2200K available on request.

Power Led: 12W - 1080 lm ≠ FIXT 565 lm - 2700K/CRI 80 - 110-240V / 12W - 1170 lm ≠ FIXT 613 lm - 3000K/CRI 80 - 110-240V / 12W - 1260 lm ≠ FIXT 660 lm - 4000K/CRI 80 - 110-240V

2700K

H 250 mm - Non Dimmable

- F1230001
- F1230006
- F1230012
- F1230018
- F1230030
- F1230033
- 1-10V
- F1230001-310
- F1230006-310
- F1230012-310
- F1230018-310
- F1230030-310
- F1230033-310
- Dali
- F1230001-300
- F1230006-300
- F1230012-300
- F1230018-300
- F1230030-300
- F1230033-300

3000K

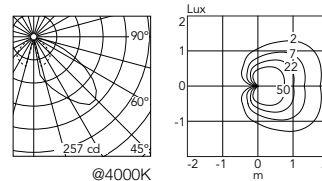
H 250 mm - Non Dimmable

- F1231001
- F1231006
- F1231012
- F1231018
- F1231030
- F1231033
- 1-10V
- F1231001-310
- F1231006-310
- F1231012-310
- F1231018-310
- F1231030-310
- F1231033-310
- Dali
- F1231001-300
- F1231006-300
- F1231012-300
- F1231018-300
- F1231030-300
- F1231033-300

4000K

H 250 mm - Non Dimmable

- F1232001
- F1232006
- F1232012
- F1232018
- F1232030
- F1232033
- 1-10V
- F1232001-310
- F1232006-310
- F1232012-310
- F1232018-310
- F1232030-310
- F1232033-310
- Dali
- F1232001-300
- F1232006-300
- F1232012-300
- F1232018-300
- F1232030-300
- F1232033-300



2700K

H 500 mm - Non Dimmable

- F1233001
- F1233006
- F1233012
- F1233018
- F1233030
- F1233033
- 1-10V
- F1233001-310
- F1233006-310
- F1233012-310
- F1233018-310
- F1233030-310
- F1233033-310
- Dali
- F1233001-300
- F1233006-300
- F1233012-300
- F1233018-300
- F1233030-300
- F1233033-300

3000K

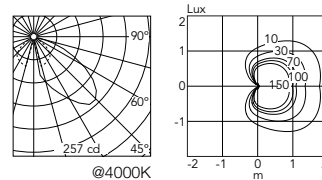
H 500 mm - Non Dimmable

- F1234001
- F1234006
- F1234012
- F1234018
- F1234030
- F1234033
- 1-10V
- F1234001-310
- F1234006-310
- F1234012-310
- F1234018-310
- F1234030-310
- F1234033-310
- Dali
- F1234001-300
- F1234006-300
- F1234012-300
- F1234018-300
- F1234030-300
- F1234033-300

4000K

H 500 mm - Non Dimmable

- F1235001
- F1235006
- F1235012
- F1235018
- F1235030
- F1235033
- 1-10V
- F1235001-310
- F1235006-310
- F1235012-310
- F1235018-310
- F1235030-310
- F1235033-310
- Dali
- F1235001-300
- F1235006-300
- F1235012-300
- F1235018-300
- F1235030-300
- F1235033-300



2700K

H 850 mm - Non Dimmable

- F1236001
- F1236006
- F1236012
- F1236018
- F1236030
- F1236033
- 1-10V
- F1236001-310
- F1236006-310
- F1236012-310
- F1236018-310
- F1236030-310
- F1236033-310
- Dali
- F1236001-300
- F1236006-300
- F1236012-300
- F1236018-300
- F1236030-300
- F1236033-300

3000K

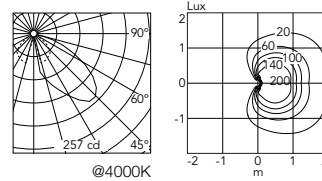
H 850 mm - Non Dimmable

- F1237001
- F1237006
- F1237012
- F1237018
- F1237030
- F1237033
- 1-10V
- F1237001-310
- F1237006-310
- F1237012-310
- F1237018-310
- F1237030-310
- F1237033-310
- Dali
- F1237001-300
- F1237006-300
- F1237012-300
- F1237018-300
- F1237030-300
- F1237033-300

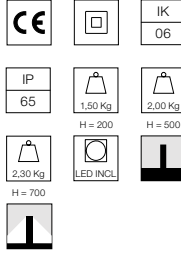
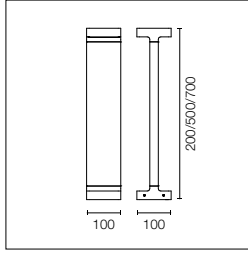
4000K

H 850 mm - Non Dimmable

- F1238001
- F1238006
- F1238012
- F1238018
- F1238030
- F1238033
- 1-10V
- F1238001-310
- F1238006-310
- F1238012-310
- F1238018-310
- F1238030-310
- F1238033-310
- Dali
- F1238001-300
- F1238006-300
- F1238012-300
- F1238018-300
- F1238030-300
- F1238033-300



Casting T 100



Alimentazione elettrica 110/240V integrata.

110/240V power supply integrated.

2200K disponibile su richiesta.

2200K available on request.

Power Led: 12W - 2x540 lm ≠ FIXT 2x272 lm - 2700K/CRI 80 - 110-240V / 12W - 2x585 lm ≠ FIXT 2x295 lm - 3000K/CRI 80 - 110-240V / 12W - 2x630 lm ≠ FIXT 2x317 lm - 4000K/CRI 80 - 110-240V

2700K

H 200 mm

- F1250001
- F1250006
- F1250012
- F1250018
- F1250030
- F1250033

H 500 mm

- F1253001
- F1253006
- F1253012
- F1253018
- F1253030
- F1253033

H 700 mm

- F1256001
- F1256006
- F1256012
- F1256018
- F1256030
- F1256033

3000K

H 200 mm

- F1251001
- F1251006
- F1251012
- F1251018
- F1251030
- F1251033

H 500 mm

- F1254001
- F1254006
- F1254012
- F1254018
- F1254030
- F1254033

H 700 mm

- F1257001
- F1257006
- F1257012
- F1257018
- F1257030
- F1257033

4000K

H 200 mm

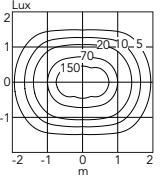
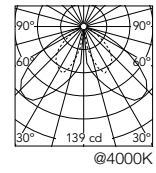
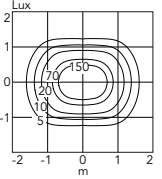
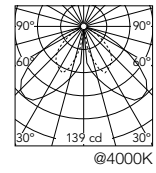
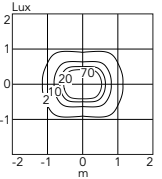
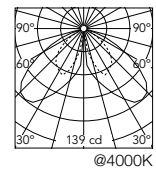
- F1252001
- F1252006
- F1252012
- F1252018
- F1252030
- F1252033

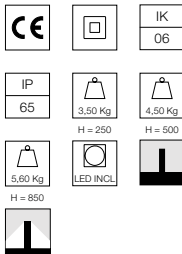
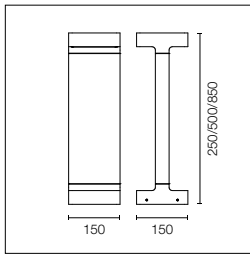
H 500 mm

- F1255001
- F1255006
- F1255012
- F1255018
- F1255030
- F1255033

H 700 mm

- F1258001
- F1258006
- F1258012
- F1258018
- F1258030
- F1258033





Alimentazione elettrica
220/240V integrata. Versione
110V a richiesta.

220/240V power supply
integrated. Version 110V upon
request.

2200K disponibile su richiesta.

2200K available on request.

Power Led: 21W - 2x1080 lm ≠ FIXT 2x565 lm - 2700K/CRI 80 - 220-240V / 21W - 2x1170 lm ≠ FIXT 2x613 lm - 3000K/CRI 80 - 220-240V / 21W - 2x1260 lm ≠ FIXT 2x660 lm - 4000K/CRI 80 - 220-240V

2700K

H 250 mm - Non Dimmable

- F1270001
- F1270006
- F1270012
- F1270018
- F1270030
- F1270033

1-10V

- F1270001-310
- F1270006-310
- F1270012-310
- F1270018-310
- F1270030-310
- F1270033-310

Dali

- F1270001-300
- F1270006-300
- F1270012-300
- F1270018-300
- F1270030-300
- F1270033-300

3000K

H 250 mm - Non Dimmable

- F1271001
- F1271006
- F1271012
- F1271018
- F1271030
- F1271033

1-10V

- F1271001-310
- F1271006-310
- F1271012-310
- F1271018-310
- F1271030-310
- F1271033-310

Dali

- F1271001-300
- F1271006-300
- F1271012-300
- F1271018-300
- F1271030-300
- F1271033-300

4000K

H 250 mm - Non Dimmable

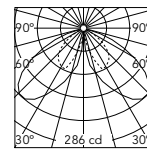
- F1272001
- F1272006
- F1272012
- F1272018
- F1272030
- F1272033

1-10V

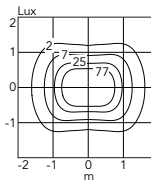
- F1272001-310
- F1272006-310
- F1272012-310
- F1272018-310
- F1272030-310
- F1272033-310

Dali

- F1272001-300
- F1272006-300
- F1272012-300
- F1272018-300
- F1272030-300
- F1272033-300



@4000K



2700K

H 500 mm - Non Dimmable

- F1273001
- F1273006
- F1273012
- F1273018
- F1273030
- F1273033

1-10V

- F1273001-310
- F1273006-310
- F1273012-310
- F1273018-310
- F1273030-310
- F1273033-310

Dali

- F1273001-300
- F1273006-300
- F1273012-300
- F1273018-300
- F1273030-300
- F1273033-300

3000K

H 500 mm - Non Dimmable

- F1274001
- F1274006
- F1274012
- F1274018
- F1274030
- F1274033

1-10V

- F1274001-310
- F1274006-310
- F1274012-310
- F1274018-310
- F1274030-310
- F1274033-310

Dali

- F1274001-300
- F1274006-300
- F1274012-300
- F1274018-300
- F1274030-300
- F1274033-300

4000K

H 500 mm - Non Dimmable

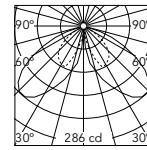
- F1275001
- F1275006
- F1275012
- F1275018
- F1275030
- F1275033

1-10V

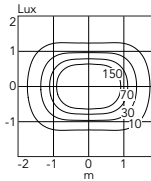
- F1275001-310
- F1275006-310
- F1275012-310
- F1275018-310
- F1275030-310
- F1275033-310

Dali

- F1275001-300
- F1275006-300
- F1275012-300
- F1275018-300
- F1275030-300
- F1275033-300



@4000K



2700K

H 850 mm - Non Dimmable

- F1276001
- F1276006
- F1276012
- F1276018
- F1276030
- F1276033

1-10V

- F1276001-310
- F1276006-310
- F1276012-310
- F1276018-310
- F1276030-310
- F1276033-310

Dali

- F1276001-300
- F1276006-300
- F1276012-300
- F1276018-300
- F1276030-300
- F1276033-300

3000K

H 850 mm - Non Dimmable

- F1277001
- F1277006
- F1277012
- F1277018
- F1277030
- F1277033

1-10V

- F1277001-310
- F1277006-310
- F1277012-310
- F1277018-310
- F1277030-310
- F1277033-310

Dali

- F1277001-300
- F1277006-300
- F1277012-300
- F1277018-300
- F1277030-300
- F1277033-300

4000K

H 850 mm - Non Dimmable

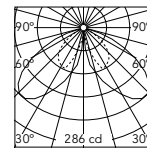
- F1278001
- F1278006
- F1278012
- F1278018
- F1278030
- F1278033

1-10V

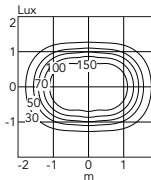
- F1278001-310
- F1278006-310
- F1278012-310
- F1278018-310
- F1278030-310
- F1278033-310

Dali

- F1278001-300
- F1278006-300
- F1278012-300
- F1278018-300
- F1278030-300
- F1278033-300



@4000K



Casting C/T: Accessori / Accessories

Piastra tirafondi.

Base plate with bolt.

Casting 100
F1208000

Casting 150
F1207000



Sistema di giunzione IP68 H2O Stop anti-condensa a 3/4 vie 4 poli. (Ø5,5÷12mm cavo).

3/4 way terminal block
4 poles IP68 H2O Stop.
(ø5,5÷12mm cable).

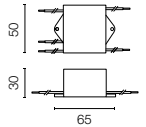
F990C010000



Dispositivo di protezione per il sovraccarico. 240 Vac. Corrente massima di scarica 10KA (8/29us). Massima corrente operativa 5A. Adatto per la connessione in serie. IP66.

Surge protection device.
275Vac. Maximum discharge current 10KA (8/20us). Maximum operating current 5A. Suitable for series connection. IP66.

F990E00A000



Walkstick / Wallstick

Designed by Antonio Citterio





Walkstick 2 Double



Walkstick Pipe

Famiglia / Family

Walkstick



Power Led

2,5W
185 lm - 2700K/CRI 80
199 lm - 3000K/CRI 80
212 lm - 4000K/CRI 80
[2200K available on request.](#)

Walkstick Pipe



Power Led

7W
483 lm - 2700K/CRI 80
496 lm - 3000K/CRI 80
529 lm - 4000K/CRI 80
[2200K available on request.](#)

Walkstick



Power Led

6W
333 lm - 2700K/CRI 80
358 lm - 3000K/CRI 80
382 lm - 4000K/CRI 80
[2200K available on request.](#)

Walkstick Double



Power Led

8,5W
333+185 lm - 2700K/CRI 80
358+199 lm - 3000K/CRI 80
382+212 lm - 4000K/CRI 80
[2200K available on request.](#)


Colori / Colours



01 White



06 Grey



12 Forest Green



18 Deep Brown



30 Black



33 Anthracite

Walkstick Pipe

Collezione di paletti per esterno con sorgente luminosa a LED e testa tubolare orientabile 350° sull'asse verticale e 350° sull'asse orizzontale. Disponibili in due differenti altezze. Lo stelo e la testa sono realizzati in alluminio estruso, la base in alluminio pressofuso a basso contenuto di rame. Disponibile in differenti finiture con un rivestimento a doppio strato con polveri secondo lo standard QUALICOAT. Il primo strato di polvere epossidica dà resistenza chimica e meccanica, il secondo strato di finitura di polvere poliestere assicura resistenza ai raggi UV ed agli agenti atmosferici corrosivi. Le superfici verniciate sono trattate con lavaggi alcalini e acidi, risciacquate con acqua demineralizzata e sottoposte a un trattamento di conversione chimica per proteggere contro l'ossidazione.

Le viterie di fissaggio sono in acciaio inox AISI 316L.

Diffusore in vetro acidato per garantire una diffusione uniforme della luce a terra.

L'apparecchio è fornito con uno spezzone di cavo uscente in neoprene.

Può essere installato facilmente a terra su qualsiasi pavimento con tasselli, oppure utilizzando l'accessorio dedicato cassaforma per rendere la base del prodotto totalmente solidale con la pavimentazione.

Walkstick

Collezione di paletti per esterno con sorgente luminosa a LED e testa svasata orientabile 350° sull'asse verticale. Disponibili in due differenti altezze combinate alla versione con una luce o due luci.

Lo stelo è realizzato in alluminio estruso, la base e la testa in alluminio pressofuso EN AB-47100 a basso contenuto di rame.

Disponibile in differenti finiture con un rivestimento a doppio strato con polveri secondo lo standard QUALICOAT. Il primo strato di polvere epossidica dà resistenza chimica e meccanica, il secondo strato di finitura di polvere poliestere assicura resistenza ai raggi UV ed agli agenti atmosferici corrosivi. Le superfici verniciate sono trattate con lavaggi alcalini e acidi, risciacquate con acqua demineralizzata e sottoposte a un trattamento di conversione chimica per proteggere contro l'ossidazione.

Le viterie di fissaggio sono in acciaio inox AISI 316L.

Diffusore in vetro microtexturizzato per garantire una distribuzione omogenea della luce a terra.

Può essere installato facilmente a terra su qualsiasi pavimento con tasselli, oppure utilizzando l'accessorio dedicato cassaforma per rendere la base del prodotto totalmente solidale con la pavimentazione.

Wallstick

Apparecchio segnapasso a parete per esterno con sorgente luminosa a LED e testa svasata orientabile 350° sull'asse verticale. Il corpo apparecchio è realizzato in alluminio pressofuso a basso contenuto di rame.

Disponibile in differenti finiture con un rivestimento a doppio strato con polveri secondo lo standard QUALICOAT. Il primo strato di polvere epossidica dà resistenza chimica e meccanica, il secondo strato di finitura di polvere poliestere assicura resistenza ai raggi UV ed agli agenti atmosferici corrosivi. Le superfici verniciate sono trattate con lavaggi alcalini e acidi, risciacquate con acqua demineralizzata e sottoposte a un trattamento di conversione chimica per proteggere contro l'ossidazione.

Le viterie di fissaggio sono in acciaio inox AISI 316L.

Diffusore in vetro microtexturizzato per garantire una distribuzione omogenea della luce a terra.

L'apparecchio è fornito con due cavi di alimentazione uscenti L 200mm e con un kit per la connessione a tenuta IP.

L'alimentatore elettrico a 24V può essere installato in remoto. Per una installazione più agevole è disponibile la cassaforma opzionale (scatola di derivazione 3 moduli modello 503)

Description

Walkstick Pipe

Collection of outdoor poles with LED light source and tubular head that can be adjusted 350° on the vertical and horizontal axes. Available in two different heights.

The stem and head are made of extruded aluminium; the base is made of die-cast aluminium with low copper content.

Available in different finishes with a double layer of powder coating according to the QUALICOAT standard. The first layer of epoxy powder confers chemical and mechanical resistance. The second layer, a polyester powder finish, ensures resistance to UV rays and corrosive atmospheric agents. The painted surfaces are treated with alkiline and acid washes, rinsed with demineralized water, and subjected to chemical conversion treatment to protect against rust.

The anchoring hardware is made of AISI 316L stainless steel.

Diffuser made of acid-etched glass to guarantee a uniform wash of light on the ground.

The unit is supplied with a length of neoprene cable.

The unit may be easily installed on any flooring on the ground with anchors, or with the dedicated installation box to completely integrate the base of the product with the pavement.

Walkstick

Collection of outdoor poles with LED light source and tubular head that can be adjusted vertically 350°. Available in two different heights combined with the one- or two-light version.

The stem is made of extruded aluminium; the base and head are made of EN AB-47100 die-cast aluminium with low copper content.

Available in different finishes with a double layer of powder coating according to the QUALICOAT standard. The first layer of epoxy powder confers chemical and mechanical resistance. The second layer, a polyester powder finish, ensures resistance to UV rays and corrosive atmospheric agents. The painted surfaces are treated with alkiline and acid washes, rinsed with demineralized water, and subjected to chemical conversion treatment to protect against rust.

The anchoring hardware is made of AISI 316L stainless steel.

Diffuser in micro-textured glass to guarantee uniform light distribution on the ground.

The unit may be easily installed on any flooring on the ground with anchors, or with the dedicated installation box to completely integrate the base of the product with the pavement.

Wallstick


Wall-mounted outdoor footpath lights with LED light source and flared head that can be adjusted vertically 350°. The body is made of die-cast aluminium with low copper content.

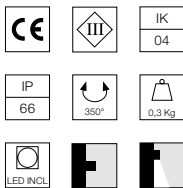
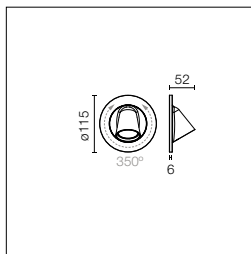
Available in different finishes with a double layer of powder coating according to the QUALICOAT standard. The first layer of epoxy powder confers chemical and mechanical resistance. The second layer, a polyester powder finish, ensures resistance to UV rays and corrosive atmospheric agents. The painted surfaces are treated with alkiline and acid washes, rinsed with demineralized water, and subjected to chemical conversion treatment to protect against rust.

The anchoring hardware is made of AISI 316L stainless steel. Diffuser in micro-textured glass to guarantee uniform light distribution on the ground.

The light comes with two 2-m power cables and with a kit for IP-rated connection.

The 24V electrical power supply can be installed remotely. For easier installation, an optional box (sold separately) is available (3-module junction box, model 503).





Sorgente luminosa a LED inclusa. Testa orientabile 350° sull'asse verticale. Alimentazione elettrica remota a 24V da ordinare separatamente. Apparecchio fornito con due cavi di alimentazione uscenti L 200mm e con un kit per la connessione a tenuta IP. L'alimentatore può essere installato remoto (cassaforma non necessaria) o alloggiato posteriormente all'apparecchio mediante apposita cassaforma opzionale.

LED light source included. Head adjustable 350° on the vertical axis. Remote 24V electrical power unit sold separately. Unit comes with two 200-mm-long outgoing power cables and a kit for IP-rated connection. The power supply may be installed remotely (installation box not necessary) or housed behind the unit with the optional installation box.

2200K disponibile su richiesta.

2200K available on request.

Power Led: 2,5W - 264 lm ≠ FIXT 185 lm - 2700K/CRI 80 - 24V / 2,5W - 283 lm ≠ FIXT 199 lm - 3000K/CRI 80 - 24V / 2,5W - 303 lm ≠ FIXT 212 lm - 4000K/CRI 80 - 24V

2700K

PWM Dimmable

- F010A20H001
- F010A20H006
- F010A20H012
- F010A20H018
- F010A20H030
- F010A20H033

3000K

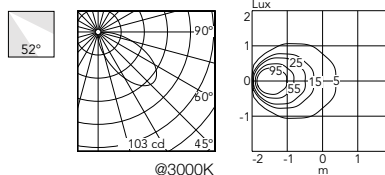
PWM Dimmable

- F010A30H001
- F010A30H006
- F010A30H012
- F010A30H018
- F010A30H030
- F010A30H033

4000K

PWM Dimmable

- F010A40H001
- F010A40H006
- F010A40H012
- F010A40H018
- F010A40H030
- F010A40H033



* Numero massimo di apparecchi per alimentatore / Maximum number of luminaires per power supply.

Numero massimo di apparecchi per alimentatore (Vin220÷240). Dati indicativi da verificare con le specifiche condizioni di installazione.

Maximum number of luminaires per power supply. (220÷240 V). These data must be checked taking into account the specific installation conditions.

Non Dimmable

Acc. RF25754	1
Acc. RF25748	1
Acc. RF25747	2
Acc. RF25757	2
Acc. F990B23AZ00	7
Acc. F990B28A000	9
Acc. F990B27A000	13

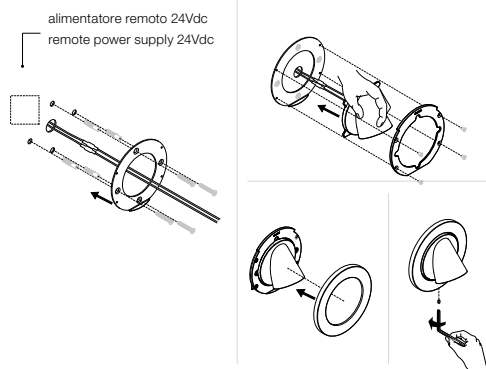
Dimmable

Acc. F990B02A000	7
Acc. F990B03A000	7
Acc. F990B16A000	7
Acc. F990B04A000	13
Acc. F990B05A000	13
Acc. F990B17A000	13

Fissaggio a Parete / Installation on Wall

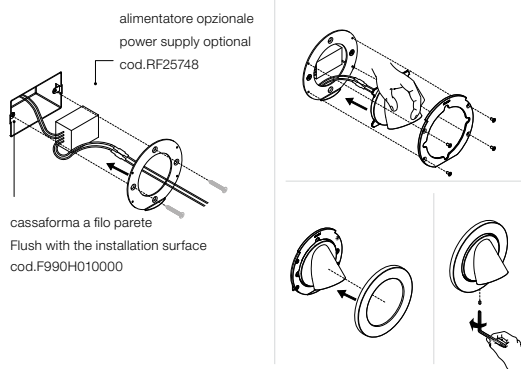
Option 1

Senza cassaforma / Without recessed box installation.



Option 2

Con cassaforma / Recessed box installation.

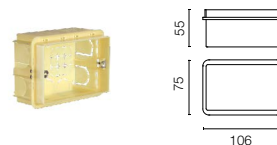


Wallstick: Accessori / Accessories

Scatola di derivazione da incasso 3 moduli (modello 503) 106x75mm H 55mm.

Recessed 3-module junction box (model 503) 106 mm x 75 mm H 55 mm.

F990H010000



Sistema di giunzione IP68 a 2 vie 2 poli. (Ø4÷6,9mm cavo).

2 way terminal block 2 poles IP68. (Ø4÷6,9mm cable).

F990C050000



Non può essere alloggiato nella scatola per incasso.

It can't be placed in the recessed box for installation.

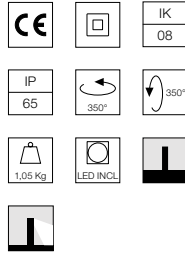
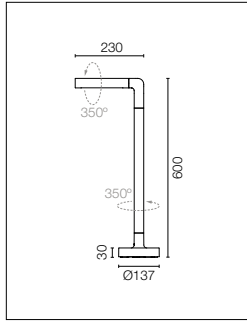
Wallstick: Power Supply Dimmable

Alimentatore 24V PWM con interfaccia di controllo 1-10V IP67 Classe II. Vin 120-270 Vac.	Power supply 24V PWM with 1-10V control interface IP67 Class II. Vin 120-270 Vac.	35W *F990B02A000 70W *F990B04A000		
Alimentatore 24V PWM con interfaccia di controllo 1-10V IP67 Classe II. Vin 120-270 Vac.	Power supply 24V PWM with 1-10V control interface IP67 Class II. Vin 120-270 Vac.	35W *F990B03A000 70W *F990B05A000		
Alimentatore 24V PWM con interfaccia di controllo PUSH IP67 Classe II. Vin 120-270 Vac.	Power supply 24V PWM with PUSH control interface IP67 Class II. Vin 120-270 Vac.	35W *F990B16A000 70W *F990B17A000		
Interfaccia di controllo 24V PWM - 1-10V IP67 Class III. Vin 24Vdc 120W (Fonte di alimentazione non inclusa).	Control interface 24V PWM - 1-10V IP67 Class III. Vin 24Vdc 120W (Power supply not included).	F990B00A000		
Interfaccia di controllo 24V PWM - Dali IP67 Class III. Vin 24Vdc 120W (Fonte di alimentazione non inclusa).	Control interface 24V PWM - Dali IP67 Class III. Vin 24Vdc 120W (Power supply not included).	F990B01A000		
Interfaccia di controllo 24V PWM - Push IP67 Class III. Vin 24Vdc 120W (Fonte di alimentazione non inclusa).	Control interface 24V PWM - Push IP67 Class III. Vin 24Vdc 120W (Power supply not included).	F990B18A000		

Wallstick: Power Supply Non Dimmable

Alimentatore 24V 8W / 110-240V IP20 Classe II selv.	Power supply 24V 8W / 110-240V IP20 Class II selv.	*RF25754		
Alimentatore 24V 8W / 110-240V IP65 Classe II selv.	Power supply 24V 8W / 110-240V IP65 Class II selv.	*RF25748		
Alimentatore 24V 10W / 110-240V IP20 Classe II selv.	Power supply 24V 10W / 110-240V IP20 Class II selv.	*RF25747		
Alimentatore 24V 10W / 110-240V IP67 Classe II selv.	Power supply 24V 10W / 110-240V IP67 Class II selv.	*RF25757		
Alimentatore 24Vdc 35W / 120-270V IP67 Classe II selv.	Power supply 24Vdc 35W / 120-270V IP67 Class II selv.	*F990B23AZ00		
Alimentatore 24Vdc 50W / 120-240V IP67 Classe II selv.	Power supply 24Vdc 50W / 120-240V IP67 Class II selv.	*F990B28A000		
Alimentatore 24Vdc 70W / 220-240V IP67 Classe II selv.	Power supply 24Vdc 70W / 220-240V IP67 Class II selv.	*F990B27A000		

Walkstick Pipe 1



Alimentazione elettrica 220-240V inclusa. Pronto per l'installazione su superficie solida.
 Box per l'installazione a terra da ordinare separatamente.
 Include un sistema di giunzione IP68 H₂O Stop anti-condensa a 2 vie 4 poli.
 Versione 110V a richiesta.

220-240V power supply included. Ready for installation on solid surface. Box for ground installation to be ordered separately.
 Included 2 way terminal block 4 poles IP68 H₂O Stop.
 Version 110V upon request.

2200K disponibile su richiesta.

2200K available on request.

Power Led: 7W - 622 lm ≠ FIXT 483 lm - 2700K/CRI 80 - 220-240V / 7W - 648 lm ≠ FIXT 496 lm - 3000K/CRI 80 - 220-240V / 7W - 693 lm ≠ FIXT 529 lm - 4000K/CRI 80 - 220-240V

2700K

Non Dimmable

- F010H21A001
- F010H21A006
- F010H21A012
- F010H21A018
- F010H21A030
- F010H21A033
- 1-10V
- F010H21B001
- F010H21B006
- F010H21B012
- F010H21B018
- F010H21B030
- F010H21B033

3000K

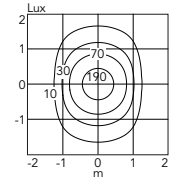
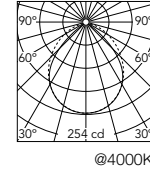
Non Dimmable

- F010H31A001
- F010H31A006
- F010H31A012
- F010H31A018
- F010H31A030
- F010H31A033
- 1-10V
- F010H31B001
- F010H31B006
- F010H31B012
- F010H31B018
- F010H31B030
- F010H31B033

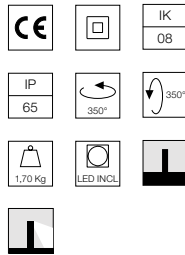
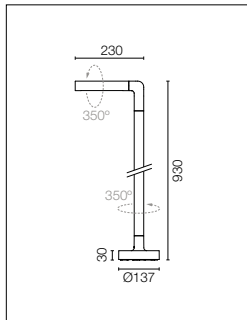
4000K

Non Dimmable

- F010H41A001
- F010H41A006
- F010H41A012
- F010H41A018
- F010H41A030
- F010H41A033
- 1-10V
- F010H41B001
- F010H41B006
- F010H41B012
- F010H41B018
- F010H41B030
- F010H41B033



Walkstick Pipe 2



Alimentazione elettrica 220-240V inclusa. Pronto per l'installazione su superficie solida.
 Box per l'installazione a terra da ordinare separatamente.
 Include un sistema di giunzione IP68 H₂O Stop anti-condensa a 2 vie 4 poli.
 Versione 110V a richiesta.

220-240V power supply included. Ready for installation on solid surface. Box for ground installation to be ordered separately.
 Included 2 way terminal block 4 poles IP68 H₂O Stop.
 Version 110V upon request.

2200K disponibile su richiesta.

2200K available on request.

Power Led: 7W - 622 lm ≠ FIXT 483 lm - 2700K/CRI 80 - 220-240V / 7W - 648 lm ≠ FIXT 496 lm - 3000K/CRI 80 - 220-240V / 7W - 693 lm ≠ FIXT 529 lm - 4000K/CRI 80 - 220-240V

2700K

Non Dimmable

- F010J21A001
- F010J21A006
- F010J21A012
- F010J21A018
- F010J21A030
- F010J21A033
- 1-10V
- F010J21B001
- F010J21B006
- F010J21B012
- F010J21B018
- F010J21B030
- F010J21B033
- Dali
- F010J21D001
- F010J21D006
- F010J21D012
- F010J21D018
- F010J21D030
- F010J21D033

3000K

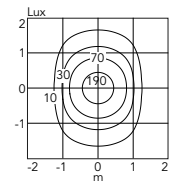
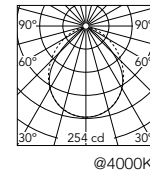
Non Dimmable

- F010J31A001
- F010J31A006
- F010J31A012
- F010J31A018
- F010J31A030
- F010J31A033
- 1-10V
- F010J31B001
- F010J31B006
- F010J31B012
- F010J31B018
- F010J31B030
- F010J31B033
- Dali
- F010J31D001
- F010J31D006
- F010J31D012
- F010J31D018
- F010J31D030
- F010J31D033

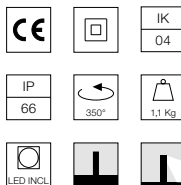
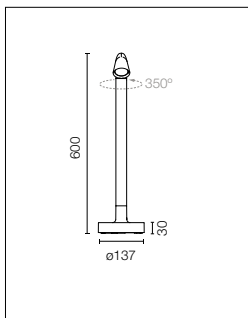
4000K

Non Dimmable

- F010J41A001
- F010J41A006
- F010J41A012
- F010J41A018
- F010J41A030
- F010J41A033
- 1-10V
- F010J41B001
- F010J41B006
- F010J41B012
- F010J41B018
- F010J41B030
- F010J41B033
- Dali
- F010J41D001
- F010J41D006
- F010J41D012
- F010J41D018
- F010J41D030
- F010J41D033



Walkstick 1



Sorgente luminosa a LED inclusa. Testa orientabile 350° sull'asse verticale e 350° sull'asse orizzontale. Alimentazione elettrica 220-240V ON/OFF integrata. Dotato di uno spezzone di cavo uscente in neoprene e un sistema di giunzione IP68 H₂O Stop anti-condensa a 2 vie. Cassafornia per l'installazione a terra opzionale da ordinare separatamente. Versione 110V a richiesta

LED light source included. Head adjustable 350° on both the vertical and horizontal axes. Integrated 220-240V ON/OFF electrical power. Equipped with a length of neoprene cable and an IP68 2-way stop anti-condensation H₂O stop seal system. Box for ground installation sold separately. 110V version by request.

2200K disponibile su richiesta.

2200K available on request.

Power Led: 6W - 502 lm ≠ FIXT 333 lm - 2700K/CRI 80 - 220-240V / 6W - 539 lm ≠ FIXT 358 lm - 3000K/CRI 80 - 220-240V / 6W - 577 lm ≠ FIXT 382 lm - 4000K/CRI 80 - 220-240V

2700K

Non Dimmable

- F010B21A001
- F010B21A006
- F010B21A012
- F010B21A018
- F010B21A030
- F010B21A033
- 1-10V
- F010B21B001
- F010B21B006
- F010B21B012
- F010B21B018
- F010B21B030
- F010B21B033

3000K

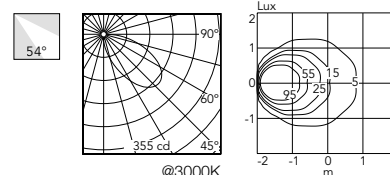
Non Dimmable

- F010B31A001
- F010B31A006
- F010B31A012
- F010B31A018
- F010B31A030
- F010B31A033
- 1-10V
- F010B31B001
- F010B31B006
- F010B31B012
- F010B31B018
- F010B31B030
- F010B31B033

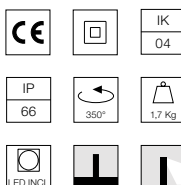
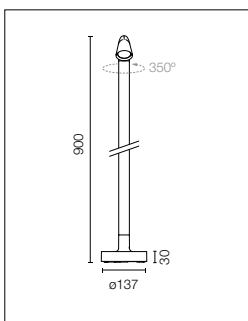
4000K

Non Dimmable

- F010B41A001
- F010B41A006
- F010B41A012
- F010B41A018
- F010B41A030
- F010B41A033
- 1-10V
- F010B41B001
- F010B41B006
- F010B41B012
- F010B41B018
- F010B41B030
- F010B41B033



Walkstick 2



Sorgente luminosa a LED inclusa. Testa orientabile 350° sull'asse verticale e 350° sull'asse orizzontale. Alimentazione elettrica 220-240V ON/OFF e dimmabile 1-10V o DALI integrata. Dotato di uno spezzone di cavo uscente in neoprene e un sistema di giunzione IP68 H₂O Stop anti-condensa a 2 vie. Cassafornia per l'installazione a terra opzionale da ordinare separatamente. Versione 110V a richiesta.

LED light source included. Head adjustable 350° on both the vertical and horizontal axes. Integrated 220-240V ON/OFF and 1-10V or DALI dimmable electrical power. Equipped with a length of neoprene cable and an IP68 2-way anti-condensation H₂O stop seal system. Box for ground installation sold separately. 110V version by request.

2200K disponibile su richiesta.

2200K available on request.

Power Led: 6W - 502 lm ≠ FIXT 333 lm - 2700K/CRI 80 - 220-240V / 6W - 539 lm ≠ FIXT 358 lm - 3000K/CRI 80 - 220-240V / 6W - 577 lm ≠ FIXT 382 lm - 4000K/CRI 80 - 220-240V

2700K

Non Dimmable

- F010B22A001
- F010B22A006
- F010B22A012
- F010B22A018
- F010B22A030
- F010B22A033
- 1-10V
- F010B22B001
- F010B22B006
- F010B22B012
- F010B22B018
- F010B22B030
- F010B22B033

3000K

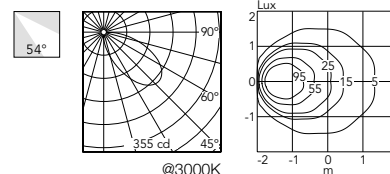
Non Dimmable

- F010B32A001
- F010B32A006
- F010B32A012
- F010B32A018
- F010B32A030
- F010B32A033
- 1-10V
- F010B32B001
- F010B32B006
- F010B32B012
- F010B32B018
- F010B32B030
- F010B32B033

4000K

Non Dimmable

- F010B42A001
- F010B42A006
- F010B42A012
- F010B42A018
- F010B42A030
- F010B42A033
- 1-10V
- F010B42B001
- F010B42B006
- F010B42B012
- F010B42B018
- F010B42B030
- F010B42B033

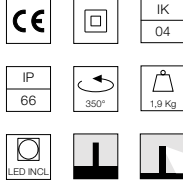
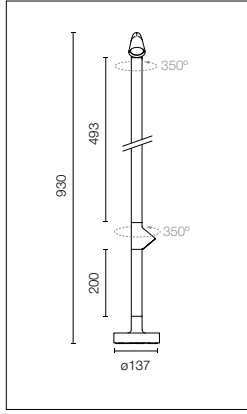


- Dali
- F010B22D001
 - F010B22D006
 - F010B22D012
 - F010B22D018
 - F010B22D030
 - F010B22D033

- Dali
- F010B32D001
 - F010B32D006
 - F010B32D012
 - F010B32D018
 - F010B32D030
 - F010B32D033

- Dali
- F010B42D001
 - F010B42D006
 - F010B42D012
 - F010B42D018
 - F010B42D030
 - F010B42D033

Walkstick 2 Double



Doppia sorgente luminosa a LED inclusa. Teste orientabili indipendentemente 350° sull'asse verticale e 350° sull'asse orizzontale. Alimentazione elettrica 220-240V ON/OFF e dimmabile 1-10V o DALI integrata. Dotato di uno spezzone di cavo uscente in neoprene e un sistema di giunzione IP68 H₂O Stop anti-condensa a 2 vie. Cassafornia per l'installazione a terra opzionale da ordinare separatamente. Versione 110V a richiesta

Dual LED light source included. Heads independently adjustable 350° on both the vertical and horizontal axes. Integrated 220-240V ON/OFF and 1-10V or DALI dimmable electrical power. Equipped with a length of neoprene cable and an IP68 2-way anti-condensation H₂O stop seal system. Box for ground installation sold separately. 110V version by request.

2200K disponibile su richiesta.

2200K available on request.

Power Led: 8,5W - 502+264 lm ≠ FIXT 333+185 lm - 2700K/CRI 80 - 220-240V / 8,5W - 539+283 lm ≠ FIXT 358+199 lm - 3000K/CRI 80 - 220-240V / 8,5W - 577+303 lm ≠ FIXT 382+212 lm - 4000K/CRI 80 - 220-240V

2700K

Non Dimmable

- F010C22A001
- F010C22A006
- F010C22A012
- F010C22A018
- F010C22A030
- F010C22A033

1-10V

- F010C22B001
- F010C22B006
- F010C22B012
- F010C22B018
- F010C22B030
- F010C22B033

Dali

- F010C22D001
- F010C22D006
- F010C22D012
- F010C22D018
- F010C22D030
- F010C22D033

3000K

Non Dimmable

- F010C32A001
- F010C32A006
- F010C32A012
- F010C32A018
- F010C32A030
- F010C32A033

1-10V

- F010C32B001
- F010C32B006
- F010C32B012
- F010C32B018
- F010C32B030
- F010C32B033

Dali

- F010C32D001
- F010C32D006
- F010C32D012
- F010C32D018
- F010C32D030
- F010C32D033

4000K

Non Dimmable

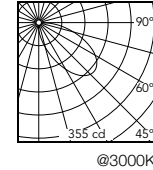
- F010C42A001
- F010C42A006
- F010C42A012
- F010C42A018
- F010C42A030
- F010C42A033

1-10V

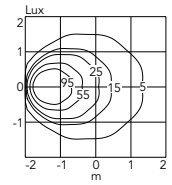
- F010C42B001
- F010C42B006
- F010C42B012
- F010C42B018
- F010C42B030
- F010C42B033

Dali

- F010C42D001
- F010C42D006
- F010C42D012
- F010C42D018
- F010C42D030
- F010C42D033



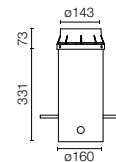
@3000K



Walkstick: Accessori / Accessories

Cassaforma per l'installazione a terra. Box for ground installation.

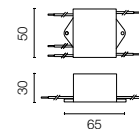
F001Z020000



Dispositivo di protezione per il sovraccarico. 240Vac. Corrente massima di scarica 10KA (8/29us). Massima corrente operativa 5A. Adatto per la connessione in serie. IP66.

Surge protection device. 275Vac. Maximum discharge current 10KA (8/20us). Maximum operating current 5A. Suitable for series connection. IP66.

F990E00A000




Belvedere

Designed by Antonio Citterio assistant Toan Nguyen





Belvedere Clove



Belvedere Spot



Famiglia / Family

Belvedere Clove



Power Led

8,4W

631 lm - 2700K/CRI 80

657 lm - 3000K/CRI 80

703 lm - 4000K/CRI 80

2200K available on request.

Belvedere Spot



Power Led

6W

425 lm - 2700K/CRI 80

440 lm - 3000K/CRI 80

473 lm - 4000K/CRI 80

Floor 1

2200K available on request.

Belvedere Spot Wall



Power Led

6W

425 lm - 2700K/CRI 80


440 lm - 3000K/CRI 80

473 lm - 4000K/CRI 80

Colori / Colours



01 White



06 Grey



12 Forest Green



18 Deep Brown



30 Black



33 Anthracite

Belvedere Spot

Famiglia di apparecchi LED per illuminazione da esterno orientabili (doppia rotazione, asse verticale ed orizzontale) per installazione a terra (a pavimento o interrato) e con scatola di alimentazione integrata.

Belvedere Spot Wall

Apparecchio di illuminazione da esterno composto da un proiettore orientabile a $350^{\circ}\pm 5^{\circ}$ sull'asse orizzontale per installazione a parete e con scatola di alimentazione integrata.

Belvedere Clove

Famiglia di apparecchi di illuminazione da esterno composta da versioni con palo di due differenti lunghezze per installazione a terra (a pavimento o interrato) e con scatola di alimentazione integrata.

Si raccomanda l'uso di un sistema di connessione con un grado di protezione maggiore o uguale al grado di protezione dell'apparecchio.

Belvedere Spot

Family of adjustable outdoor LED lighting luminaires (double rotation, vertical and horizontal axle) suitable for floor installations (ground or buried) and with integrated power supply box.

Belvedere Spot Wall

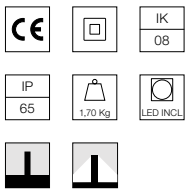
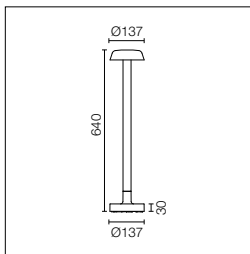
Outdoor luminaire consisting of an adjustable projector for up to $350^{\circ}\pm 5^{\circ}$ on the horizontal axle suitable for wall installations and with integrated power supply box.

Belvedere Clove

Family of outdoor products consisting of luminaires with a pole of two different heights and suitable for floor installations (ground or buried) and with integrated power supply box.

We recommend using a connection system with a degree of protection greater than or equal to the degree of protection of the luminaire.

Belvedere Clove 1



Alimentazione elettrica 220-240V inclusa. Pronto per l'installazione su superficie solida.
 Box per l'installazione a terra da ordinare separatamente.
 Include un sistema di giunzione IP68 H2O Stop anti-condensa a 2 vie 4 poli.
 Versione 110V a richiesta.

220-240V power supply included. Ready for installation on solid surface. Box for ground installation to be ordered separately.
 Included 2 way terminal block 4 poles IP68 H2O Stop.
 Version 110V upon request.

2200K disponibile su richiesta.

2200K available on request.

Power Led: 8,4W - 783 lm ≠ FIXT 631 lm - 2700K/CRI 80 - 220-240V / 8,4W - 816 lm ≠ FIXT 657 lm - 3000K/CRI 80 - 220-240V / 8,4W - 873 lm ≠ FIXT 703 lm - 4000K/CRI 80 - 220-240V

2700K

Non Dimmable

- F001A21A001
- F001A21A006
- F001A21A012
- F001A21A018
- F001A21A030
- F001A21A033

1-10V

- F001A21B001
- F001A21B006
- F001A21B012
- F001A21B018
- F001A21B030
- F001A21B033

Dali

- F001A21D001
- F001A21D006
- F001A21D012
- F001A21D018
- F001A21D030
- F001A21D033

3000K

Non Dimmable

- F001A31A001
- F001A31A006
- F001A31A012
- F001A31A018
- F001A31A030
- F001A31A033

1-10V

- F001A31B001
- F001A31B006
- F001A31B012
- F001A31B018
- F001A31B030
- F001A31B033

Dali

- F001A31D001
- F001A31D006
- F001A31D012
- F001A31D018
- F001A31D030
- F001A31D033

4000K

Non Dimmable

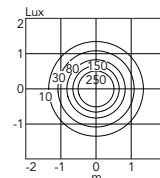
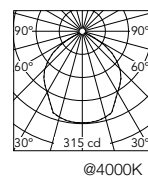
- F001A41A001
- F001A41A006
- F001A41A012
- F001A41A018
- F001A41A030
- F001A41A033

1-10V

- F001A41B001
- F001A41B006
- F001A41B012
- F001A41B018
- F001A41B030
- F001A41B033

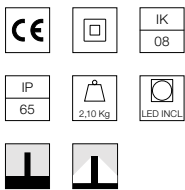
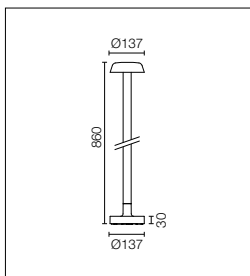
Dali

- F001A41D001
- F001A41D006
- F001A41D012
- F001A41D018
- F001A41D030
- F001A41D033



@4000K

Belvedere Clove 2



Alimentazione elettrica 220-240V inclusa. Pronto per l'installazione su superficie solida.
 Box per l'installazione a terra da ordinare separatamente.
 Include un sistema di giunzione IP68 H2O Stop anti-condensa a 2 vie 4 poli.
 Versione 110V a richiesta.

220-240V power supply included. Ready for installation on solid surface. Box for ground installation to be ordered separately.
 Included 2 way terminal block 4 poles IP68 H2O Stop.
 Version 110V upon request.

2200K disponibile su richiesta.

2200K available on request.

Power Led: 8,4W - 783 lm ≠ FIXT 631 lm - 2700K/CRI 80 - 220-240V / 8,4W - 816 lm ≠ FIXT 657 lm - 3000K/CRI 80 - 220-240V / 8,4W - 873 lm ≠ FIXT 703 lm - 4000K/CRI 80 - 220-240V

2700K

Non Dimmable

- F001B21A001
- F001B21A006
- F001B21A012
- F001B21A018
- F001B21A030
- F001B21A033

1-10V

- F001B21B001
- F001B21B006
- F001B21B012
- F001B21B018
- F001B21B030
- F001B21B033

Dali

- F001B21D001
- F001B21D006
- F001B21D012
- F001B21D018
- F001B21D030
- F001B21D033

3000K

Non Dimmable

- F001B31A001
- F001B31A006
- F001B31A012
- F001B31A018
- F001B31A030
- F001B31A033

1-10V

- F001B31B001
- F001B31B006
- F001B31B012
- F001B31B018
- F001B31B030
- F001B31B033

Dali

- F001B31D001
- F001B31D006
- F001B31D012
- F001B31D018
- F001B31D030
- F001B31D033

4000K

Non Dimmable

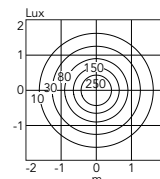
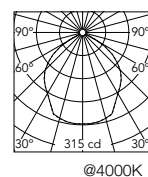
- F001B41A001
- F001B41A006
- F001B41A012
- F001B41A018
- F001B41A030
- F001B41A033

1-10V

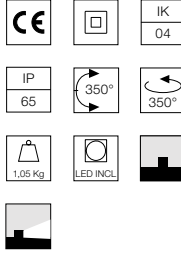
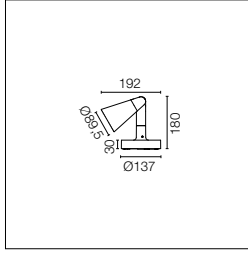
- F001B41B001
- F001B41B006
- F001B41B012
- F001B41B018
- F001B41B030
- F001B41B033

Dali

- F001B41D001
- F001B41D006
- F001B41D012
- F001B41D018
- F001B41D030
- F001B41D033



@4000K



Alimentazione elettrica 220-240V inclusa. Pronto per l'installazione su superficie solida.
 Box per l'installazione a terra da ordinare separatamente.
 Include un sistema di giunzione IP68 H2O Stop. anti-condensa a 2 vie 4 poli.
 Versione dimmerabile 24V disponibile su richiesta.

220-240V power supply included. Ready for installation on solid surface. Box for ground installation to be ordered separately.
 Included 2 way terminal block 4 poles IP68 H2O Stop.
 24V Dimmable version available on request.

2200K disponibile su richiesta.

2200K available on request.

Power Led: 6W - 513 lm ≠ *FIXT 425 lm - 2700K/CRI 80 - 220-240V / 6W - 530 lm ≠ *FIXT 440 lm - 3000K/CRI 80 - 220-240V / 6W - 570 lm ≠ *FIXT 473 lm - 4000K/CRI 80 - 220-240V

*FIXT lm = Spot Optic

2700K

Non Dimmable

- F001C21A001.A
- F001C21A006.A
- F001C21A012.A
- F001C21A018.A
- F001C21A030.A
- F001C21A033.A

2700K

Non Dimmable

- F001C22A001.A
- F001C22A006.A
- F001C22A012.A
- F001C22A018.A
- F001C22A030.A
- F001C22A033.A

2700K

Non Dimmable

- F001C23A001.A
- F001C23A006.A
- F001C23A012.A
- F001C23A018.A
- F001C23A030.A
- F001C23A033.A

3000K

Non Dimmable

- F001C31A001
- F001C31A006
- F001C31A012
- F001C31A018
- F001C31A030
- F001C31A033

3000K

Non Dimmable

- F001C32A001
- F001C32A006
- F001C32A012
- F001C32A018
- F001C32A030
- F001C32A033

3000K

Non Dimmable

- F001C33A001
- F001C33A006
- F001C33A012
- F001C33A018
- F001C33A030
- F001C33A033

4000K

Non Dimmable

- F001C41A001
- F001C41A006
- F001C41A012
- F001C41A018
- F001C41A030
- F001C41A033

4000K

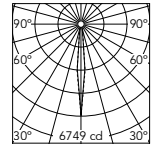
Non Dimmable

- F001C42A001
- F001C42A006
- F001C42A012
- F001C42A018
- F001C42A030
- F001C42A033

4000K

Non Dimmable

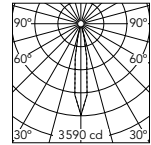
- F001C43A001
- F001C43A006
- F001C43A012
- F001C43A018
- F001C43A030
- F001C43A033



Beam Angle: 10°

h(m)	E(lx)	D(m)
1	6749	0.17
2	1687	0.34
3	750	0.51
4	422	0.68
5	270	0.84

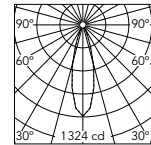
@4000K



Beam Angle: 17°

h(m)	E(lx)	D(m)
1	3590	0.29
2	897	0.59
3	399	0.88
4	224	1.18
5	144	1.47

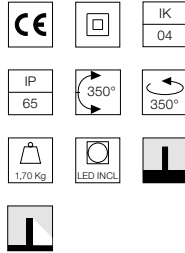
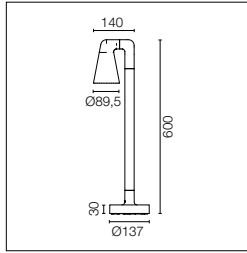
@4000K



Beam Angle: 28°

h(m)	E(lx)	D(m)
1	1324	0.50
2	331	1.01
3	147	1.51
4	83	2.01
5	53	2.51

@4000K



Alimentazione elettrica 220-240V inclusa. Pronto per l'installazione su superficie solida.
 Box per l'installazione a terra da ordinare separatamente.
 Include un sistema di giunzione IP68 H2O Stop anti-condensa a 2 vie 4 poli.
 Versione 110V a richiesta.

220-240V power supply included. Ready for installation on solid surface. Box for ground installation to be ordered separately.
 Included 2 way terminal block 4 poles IP68 H2O Stop.
 Version 110V upon request.

Power Led: 6W - 513 lm ≠ *FIXT 425 lm - 2700K/CRI 80 - 220-240V / 6W - 530 lm ≠ *FIXT 440 lm - 3000K/CRI 80 - 220-240V / 6W - 570 lm ≠ *FIXT 473 lm - 4000K/CRI 80 - 220-240V / *FIXT lm = Spot Optic

2700K

Non Dimmable

- F001D21A001.A
- F001D21A006.A
- F001D21A012.A
- F001D21A018.A
- F001D21A030.A
- F001D21A033.A
- 1-10V
- F001D21B001.A
- F001D21B006.A
- F001D21B012.A
- F001D21B018.A
- F001D21B030.A
- F001D21B033.A

2700K

Non Dimmable

- F001D22A001.A
- F001D22A006.A
- F001D22A012.A
- F001D22A018.A
- F001D22A030.A
- F001D22A033.A
- 1-10V
- F001D22B001.A
- F001D22B006.A
- F001D22B012.A
- F001D22B018.A
- F001D22B030.A
- F001D22B033.A

2700K

Non Dimmable

- F001D23A001.A
- F001D23A006.A
- F001D23A012.A
- F001D23A018.A
- F001D23A030.A
- F001D23A033.A
- 1-10V
- F001D23B001.A
- F001D23B006.A
- F001D23B012.A
- F001D23B018.A
- F001D23B030.A
- F001D23B033.A

3000K

Non Dimmable

- F001D31A001
- F001D31A006
- F001D31A012
- F001D31A018
- F001D31A030
- F001D31A033
- 1-10V
- F001D31B001
- F001D31B006
- F001D31B012
- F001D31B018
- F001D31B030
- F001D31B033

3000K

Non Dimmable

- F001D32A001
- F001D32A006
- F001D32A012
- F001D32A018
- F001D32A030
- F001D32A033
- 1-10V
- F001D32B001
- F001D32B006
- F001D32B012
- F001D32B018
- F001D32B030
- F001D32B033

3000K

Non Dimmable

- F001D33A001
- F001D33A006
- F001D33A012
- F001D33A018
- F001D33A030
- F001D33A033
- 1-10V
- F001D33B001
- F001D33B006
- F001D33B012
- F001D33B018
- F001D33B030
- F001D33B033

4000K

Non Dimmable

- F001D41A001
- F001D41A006
- F001D41A012
- F001D41A018
- F001D41A030
- F001D41A033
- 1-10V
- F001D41B001
- F001D41B006
- F001D41B012
- F001D41B018
- F001D41B030
- F001D41B033

4000K

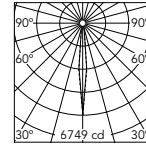
Non Dimmable

- F001D42A001
- F001D42A006
- F001D42A012
- F001D42A018
- F001D42A030
- F001D42A033
- 1-10V
- F001D42B001
- F001D42B006
- F001D42B012
- F001D42B018
- F001D42B030
- F001D42B033

4000K

Non Dimmable

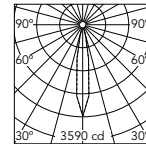
- F001D43A001
- F001D43A006
- F001D43A012
- F001D43A018
- F001D43A030
- F001D43A033
- 1-10V
- F001D43B001
- F001D43B006
- F001D43B012
- F001D43B018
- F001D43B030
- F001D43B033



Beam Angle: 10°

h(m)	E(lx)	D(m)
1	6749	0.17
2	1687	0.34
3	750	0.51
4	422	0.68
5	270	0.84

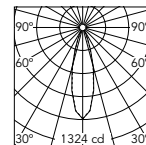
@4000K



Beam Angle: 17°

h(m)	E(lx)	D(m)
1	3590	0.29
2	897	0.59
3	399	0.88
4	224	1.18
5	144	1.47

@4000K

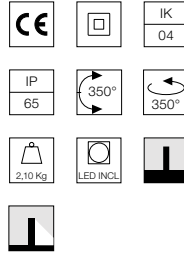
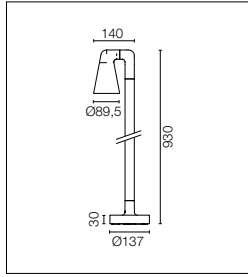


Beam Angle: 28°

h(m)	E(lx)	D(m)
1	1324	0.50
2	331	1.01
3	147	1.51
4	83	2.01
5	53	2.51

@4000K

Belvedere Spot Floor 3



Alimentazione elettrica 220-240V inclusa. Pronto per l'installazione su superficie solida.
 Box per l'installazione a terra da ordinare separatamente.
 Include un sistema di giunzione IP68 H2O Stop anti-condensa a 2 vie 4 poli.
 Versione 110V a richiesta.

220-240V power supply included. Ready for installation on solid surface. Box for ground installation to be ordered separately.
 Included 2 way terminal block 4 poles IP68 H2O Stop.
 Version 110V upon request.

Power Led: 6W - 513 lm ≠ *FIXT 425 lm - 2700K/CRI 80 - 220-240V / 6W - 530 lm ≠ *FIXT 440 lm - 3000K/CRI 80 - 220-240V / 6W - 570 lm ≠ *FIXT 473 lm - 4000K/CRI 80 - 220-240V / *FIXT lm = Spot Optic

2700K

Non Dimmable

- F001E21A001.A
- F001E21A006.A
- F001E21A012.A
- F001E21A018.A
- F001E21A030.A
- F001E21A033.A
- 1-10V
- F001E21B001.A
- F001E21B006.A
- F001E21B012.A
- F001E21B018.A
- F001E21B030.A
- F001E21B033.A
- Dali
- F001E21D001.A
- F001E21D006.A
- F001E21D012.A
- F001E21D018.A
- F001E21D030.A
- F001E21D033.A

2700K

Non Dimmable

- F001E22A001.A
- F001E22A006.A
- F001E22A012.A
- F001E22A018.A
- F001E22A030.A
- F001E22A033.A
- 1-10V
- F001E22B001.A
- F001E22B006.A
- F001E22B012.A
- F001E22B018.A
- F001E22B030.A
- F001E22B033.A
- Dali
- F001E22D001.A
- F001E22D006.A
- F001E22D012.A
- F001E22D018.A
- F001E22D030.A
- F001E22D033.A

2700K

Non Dimmable

- F001E23A001.A
- F001E23A006.A
- F001E23A012.A
- F001E23A018.A
- F001E23A030.A
- F001E23A033.A
- 1-10V
- F001E23B001.A
- F001E23B006.A
- F001E23B012.A
- F001E23B018.A
- F001E23B030.A
- F001E23B033.A
- Dali
- F001E23D001.A
- F001E23D006.A
- F001E23D012.A
- F001E23D018.A
- F001E23D030.A
- F001E23D033.A

3000K

Non Dimmable

- F001E31A001
- F001E31A006
- F001E31A012
- F001E31A018
- F001E31A030
- F001E31A033
- 1-10V
- F001E31B001
- F001E31B006
- F001E31B012
- F001E31B018
- F001E31B030
- F001E31B033
- Dali
- F001E31D001
- F001E31D006
- F001E31D012
- F001E31D018
- F001E31D030
- F001E31D033

3000K

Non Dimmable

- F001E32A001
- F001E32A006
- F001E32A012
- F001E32A018
- F001E32A030
- F001E32A033
- 1-10V
- F001E32B001
- F001E32B006
- F001E32B012
- F001E32B018
- F001E32B030
- F001E32B033
- Dali
- F001E32D001
- F001E32D006
- F001E32D012
- F001E32D018
- F001E32D030
- F001E32D033

3000K

Non Dimmable

- F001E33A001
- F001E33A006
- F001E33A012
- F001E33A018
- F001E33A030
- F001E33A033
- 1-10V
- F001E33B001
- F001E33B006
- F001E33B012
- F001E33B018
- F001E33B030
- F001E33B033
- Dali
- F001E33D001
- F001E33D006
- F001E33D012
- F001E33D018
- F001E33D030
- F001E33D033

4000K

Non Dimmable

- F001E41A001
- F001E41A006
- F001E41A012
- F001E41A018
- F001E41A030
- F001E41A033
- 1-10V
- F001E41B001
- F001E41B006
- F001E41B012
- F001E41B018
- F001E41B030
- F001E41B033
- Dali
- F001E41D001
- F001E41D006
- F001E41D012
- F001E41D018
- F001E41D030
- F001E41D033

4000K

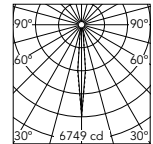
Non Dimmable

- F001E42A001
- F001E42A006
- F001E42A012
- F001E42A018
- F001E42A030
- F001E42A033
- 1-10V
- F001E42B001
- F001E42B006
- F001E42B012
- F001E42B018
- F001E42B030
- F001E42B033
- Dali
- F001E42D001
- F001E42D006
- F001E42D012
- F001E42D018
- F001E42D030
- F001E42D033

4000K

Non Dimmable

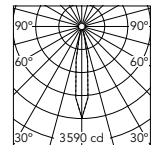
- F001E43A001
- F001E43A006
- F001E43A012
- F001E43A018
- F001E43A030
- F001E43A033
- 1-10V
- F001E43B001
- F001E43B006
- F001E43B012
- F001E43B018
- F001E43B030
- F001E43B033
- Dali
- F001E43D001
- F001E43D006
- F001E43D012
- F001E43D018
- F001E43D030
- F001E43D033



Beam Angle: 10°

h(m)	E(lx)	D(m)
1	6749	0.17
2	1687	0.34
3	750	0.51
4	422	0.68
5	270	0.84

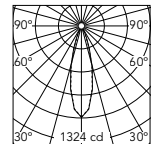
@4000K



Beam Angle: 17°

h(m)	E(lx)	D(m)
1	3590	0.29
2	897	0.59
3	399	0.88
4	224	1.18
5	144	1.47

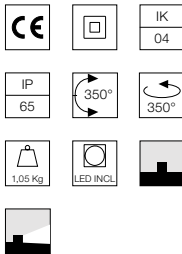
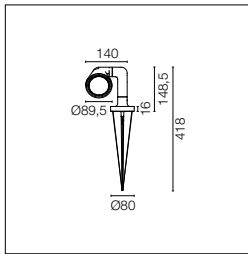
@4000K



Beam Angle: 28°

h(m)	E(lx)	D(m)
1	1324	0.50
2	331	1.01
3	147	1.51
4	83	2.01
5	53	2.51

@4000K



Alimentazione elettrica 220-240V inclusa. Include un sistema di giunzione IP68 H2O Stop anti-condensa a 2 vie 4 poli. Versione dimmerabile 24V disponibile su richiesta. Versione 110V a richiesta.

220-240V power supply included. Included 2 way terminal block 4 poles IP68 H2O Stop. 24V Dimmable version available on request. Version 110V upon request.

Power Led: 6W - 513 lm ≠ *FIXT 425 lm - 2700K/CRI 80 - 220-240V / 6W - 530 lm ≠ *FIXT 440 lm - 3000K/CRI 80 - 220-240V /

6W - 570 lm ≠ *FIXT 473 lm - 4000K/CRI 80 - 220-240V

*FIXT lm = Spot Optic

2700K

Non Dimmable

- F001F21A001.A
- F001F21A006.A
- F001F21A012.A
- F001F21A018.A
- F001F21A030.A
- F001F21A033.A

2700K

Non Dimmable

- F001F22A001.A
- F001F22A006.A
- F001F22A012.A
- F001F22A018.A
- F001F22A030.A
- F001F22A033.A

2700K

Non Dimmable

- F001F23A001.A
- F001F23A006.A
- F001F23A012.A
- F001F23A018.A
- F001F23A030.A
- F001F23A033.A

3000K

Non Dimmable

- F001F31A001
- F001F31A006
- F001F31A012
- F001F31A018
- F001F31A030
- F001F31A033

3000K

Non Dimmable

- F001F32A001
- F001F32A006
- F001F32A012
- F001F32A018
- F001F32A030
- F001F32A033

3000K

Non Dimmable

- F001F33A001
- F001F33A006
- F001F33A012
- F001F33A018
- F001F33A030
- F001F33A033

4000K

Non Dimmable

- F001F41A001
- F001F41A006
- F001F41A012
- F001F41A018
- F001F41A030
- F001F41A033

4000K

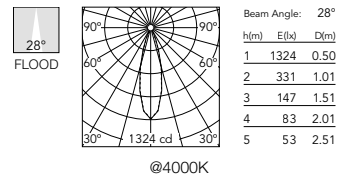
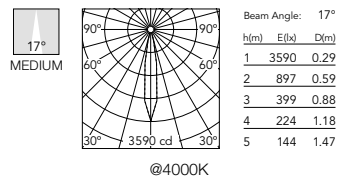
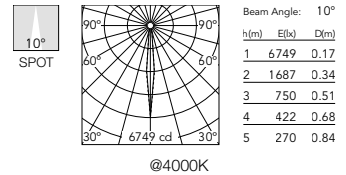
Non Dimmable

- F001F42A001
- F001F42A006
- F001F42A012
- F001F42A018
- F001F42A030
- F001F42A033

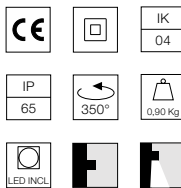
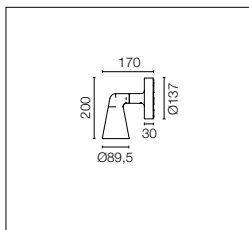
4000K

Non Dimmable

- F001F43A001
- F001F43A006
- F001F43A012
- F001F43A018
- F001F43A030
- F001F43A033



Belvedere Spot Wall



Attacco a parete. Alimentazione elettrica 220-240V inclusa. Include un sistema di giunzione IP68 H2O Stop anti-condensa a 2 vie 4 poli. Versione dimmerabile 24V disponibile su richiesta.

Direct wall installation. 220-240V power supply included. Included 2 way terminal block 4 poles IP68 H2O Stop. 24V Dimmable version available on request.

Power Led: 6W - 513 lm ≠ *FIXT 425 lm - 2700K/CRI 80 - 220-240V / 6W - 530 lm ≠ *FIXT 440 lm - 3000K/CRI 80 - 220-240V / 6W - 570 lm ≠ *FIXT 473 lm - 4000K/CRI 80 - 220-240V
*FIXT lm = Spot Optic

2700K

Non Dimmable

- F001G21A001.A
- F001G21A006.A
- F001G21A012.A
- F001G21A018.A
- F001G21A030.A
- F001G21A033.A

2700K

Non Dimmable

- F001G22A001.A
- F001G22A006.A
- F001G22A012.A
- F001G22A018.A
- F001G22A030.A
- F001G22A033.A

2700K

Non Dimmable

- F001G23A001.A
- F001G23A006.A
- F001G23A012.A
- F001G23A018.A
- F001G23A030.A
- F001G23A033.A

3000K

Non Dimmable

- F001G31A001
- F001G31A006
- F001G31A012
- F001G31A018
- F001G31A030
- F001G31A033

3000K

Non Dimmable

- F001G32A001
- F001G32A006
- F001G32A012
- F001G32A018
- F001G32A030
- F001G32A033

3000K

Non Dimmable

- F001G33A001
- F001G33A006
- F001G33A012
- F001G33A018
- F001G33A030
- F001G33A033

4000K

Non Dimmable

- F001G41A001
- F001G41A006
- F001G41A012
- F001G41A018
- F001G41A030
- F001G41A033

4000K

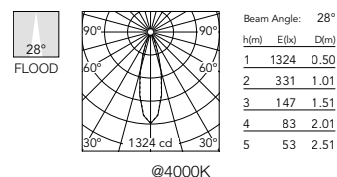
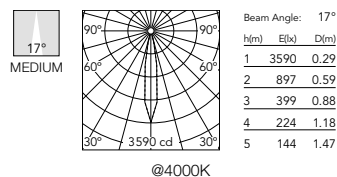
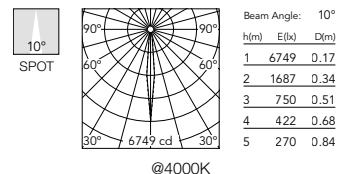
Non Dimmable

- F001G42A001
- F001G42A006
- F001G42A012
- F001G42A018
- F001G42A030
- F001G42A033

4000K

Non Dimmable

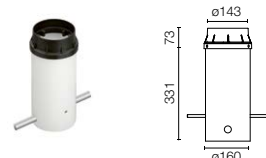
- F001G43A001
- F001G43A006
- F001G43A012
- F001G43A018
- F001G43A030
- F001G43A033



Belvedere Spot: Accessori / Accessories

Cassaforma per l'installazione a terra. Box for ground installation.

Belvedere Spot / Clove
F001Z020000



Visiera spot.

Spot visor.

Belvedere Spot
F001Z010000



Visiera spot con "honeycomb".

Spot visor with honeycomb.

Belvedere Spot
F001Z030000



Visiera spot con "flood".

Spot visor with flood lens.


Belvedere Spot
F001Z040000



Dispositivo di protezione per il sovraccarico. 275 Vac. Corrente massima di scarica 10KA (8/29us). Massima corrente operativa 5A. Adatto per la connessione in serie. IP66.

Surge protection device. 275Vac. Maximum discharge current 10KA (8/20us). Maximum operating current 5A. Suitable for series connection. IP66.

Belvedere Spot / Clove / Wall
F990E00A000



Klein Pro

Designed by Flos Outdoor







Klein Pro

Famiglia / Family

Klein Pro



Power Led

11W

294 lm - 2700K/CRI 80


304 lm - 3000K/CRI 80

325 lm - 4000K/CRI 80


Colori / Colours



01 White



06 Grey



12 Forest Green



18 Deep Brown



30 Black



33 Anthracite



70 Anodized Natural



71 Anodized Black



73 Anodized Gold*

* Solo per schermo. / Only for pole screen.

Descrizione / Description

Il corpo del paletto Klein Pro è stato realizzato in alluminio estruso mentre la base e il diffusore sono in alluminio pressofuso EN AB-47100 con un basso tenore di rame.

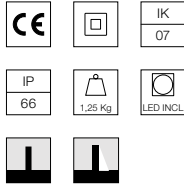
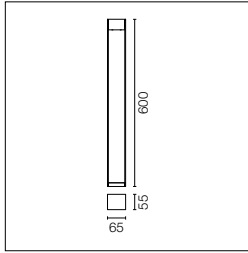
Rivestimento ad alta resistenza: il trattamento esterno viene applicato con un doppio strato di polveri epossidiche conformemente alla norma QUALICOAT. Il primo strato di polvere fornisce una resistenza chimica e meccanica; un secondo strato di finitura di polvere di poliestere garantisce la resistenza.

È disponibile anche con finitura anodizzata.

The body of Klein Pro bollard is made of extruded aluminium, base and diffuser in die-cast aluminium EN AB-47100 with a low copper content.

High-resistance coating: the external coating is applied with a double layer with epoxy powders according to the QUALICOAT standard. The first layer of epoxy powder gives chemical and mechanical resistance, the second finishing layer of polyester powder ensures resistance.

Also available in anodized finishes.



Alimentazione elettrica 220-240V integrata. Gli accessori per installazione su superficie solida o per fissaggio al terreno sono da ordinare a parte. Ogni apparecchio di illuminazione è dotato di un segmento di 1000 mm di cavo in uscita e un kit di cablaggio.

220-240V power supply integrated. Solid surface or ground installation accessories to be ordered separately. Each luminaire is equipped with 1000 mm length outgoing cable and a wiring kit.

Power Led: 11W - 1089 lm ≠ FIXT 294 lm - 2700K/CRI 80 - 220-240V / 11W - 1126 lm ≠ FIXT 304 lm - 3000K/CRI 80 - 220-240V / 11W - 1211 lm ≠ FIXT 325 lm - 4000K/CRI 80 - 220-240V

2700K

Non Dimmable

- F002A20A001.B
- F002A20A006.B
- F002A20A012.B
- F002A20A018.B
- F002A20A030.B
- F002A20A033.B
- F002A21A070.B
- F002A21A071.B

1-10V

- F002A20B001.B
- F002A20B006.B
- F002A20B012.B
- F002A20B018.B
- F002A20B030.B
- F002A20B033.B
- F002A21B070.B
- F002A21B071.B

Dali

- F002A20D001.B
- F002A20D006.B
- F002A20D012.B
- F002A20D018.B
- F002A20D030.B
- F002A20D033.B
- F002A21D070.B
- F002A21D071.B

3000K

Non Dimmable

- F002A30A001.B
- F002A30A006.B
- F002A30A012.B
- F002A30A018.B
- F002A30A030.B
- F002A30A033.B
- F002A31A070.B
- F002A31A071.B

1-10V

- F002A30B001.B
- F002A30B006.B
- F002A30B012.B
- F002A30B018.B
- F002A30B030.B
- F002A30B033.B
- F002A31B070.B
- F002A31B071.B

Dali

- F002A30D001.B
- F002A30D006.B
- F002A30D012.B
- F002A30D018.B
- F002A30D030.B
- F002A30D033.B
- F002A31D070.B
- F002A31D071.B

4000K

Non Dimmable

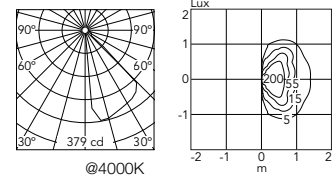
- F002A40A001.A
- F002A40A006.A
- F002A40A012.A
- F002A40A018.A
- F002A40A030.A
- F002A40A033.A
- F002A41A070.A
- F002A41A071.A

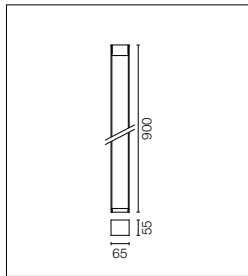
1-10V

- F002A40B001.A
- F002A40B006.A
- F002A40B012.A
- F002A40B018.A
- F002A40B030.A
- F002A40B033.A
- F002A41B070.A
- F002A41B071.A

Dali

- F002A40D001.A
- F002A40D006.A
- F002A40D012.A
- F002A40D018.A
- F002A40D030.A
- F002A40D033.A
- F002A41D070.A
- F002A41D071.A





Alimentazione elettrica 220-240V integrata. Gli accessori per installazione su superficie solida o per fissaggio al terreno sono da ordinare a parte. Ogni apparecchio di illuminazione è dotato di un segmento di 1000 mm di cavo in uscita e un kit di cablaggio.

220-240V power supply integrated. Solid surface or ground installation accessories to be ordered separately. Each luminaire is equipped with 1000 mm length outgoing cable and a wiring kit.

Power Led: 11W - 1089 lm ≠ FIXT 294 lm - 2700K/CRI 80 - 220-240V / 11W - 1126 lm ≠ FIXT 304 lm - 3000K/CRI 80 - 220-240V / 11W - 1211 lm ≠ FIXT 325 lm - 4000K/CRI 80 - 220-240V

2700K

Non Dimmable

- F002B20A001.B
- F002B20A006.B
- F002B20A012.B
- F002B20A018.B
- F002B20A030.B
- F002B20A033.B
- F002B21A070.B
- F002B21A071.B

1-10V

- F002B20B001.B
- F002B20B006.B
- F002B20B012.B
- F002B20B018.B
- F002B20B030.B
- F002B20B033.B
- F002B21B070.B
- F002B21B071.B

Dali

- F002B20D001.B
- F002B20D006.B
- F002B20D012.B
- F002B20D018.B
- F002B20D030.B
- F002B20D033.B
- F002B21D070.B
- F002B21D071.B

3000K

Non Dimmable

- F002B30A001.B
- F002B30A006.B
- F002B30A012.B
- F002B30A018.B
- F002B30A030.B
- F002B30A033.B
- F002B31A070.B
- F002B31A071.B

1-10V

- F002B30B001.B
- F002B30B006.B
- F002B30B012.B
- F002B30B018.B
- F002B30B030.B
- F002B30B033.B
- F002B31B070.B
- F002B31B071.B

Dali

- F002B30D001.B
- F002B30D006.B
- F002B30D012.B
- F002B30D018.B
- F002B30D030.B
- F002B30D033.B
- F002B31D070.B
- F002B31D071.B

4000K

Non Dimmable

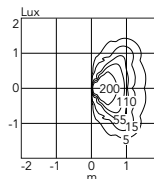
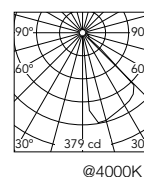
- F002B40A001.A
- F002B40A006.A
- F002B40A012.A
- F002B40A018.A
- F002B40A030.A
- F002B40A033.A
- F002B41A070.A
- F002B41A071.A

1-10V

- F002B40B001.A
- F002B40B006.A
- F002B40B012.A
- F002B40B018.A
- F002B40B030.A
- F002B40B033.A
- F002B41B070.A
- F002B41B071.A

Dali

- F002B40D001.A
- F002B40D006.A
- F002B40D012.A
- F002B40D018.A
- F002B40D030.A
- F002B40D033.A
- F002B41D070.A
- F002B41D071.A



Klein Pro: Accessori / Accessories

Base di fissaggio per superfici solide.

Fixing base for solid surfaces.

- F002Z010001.A
- F002Z010006.A
- F002Z010012.A
- F002Z010018.A
- F002Z010030.A
- F002Z010033.A



Piastra di fissaggio a terra Minimal Klein Pro, 47x57xH160 mm.

Minimal Klein Pro ground fixation plate, 47x57xH160 mm.

F002Z030000.A



Piastra di fissaggio a terra e tirafondi Klein Pro 85x85xH160mm.

Klein Pro base plate and fixing bolts 85x85xH160 mm.

F002Z020000



Schermo estetico anodizzato.

Anodized aestetical pole screen.

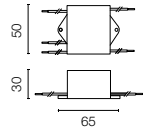
- H 600 mm
- F002Z040070
- F002Z040071
- F002Z040073
- H 900 mm
- F002Z050070
- F002Z050071
- F002Z050073



Dispositivo di protezione per il sovraccarico. 240 Vac. Corrente massima di scarica 10KA (8/29us). Massima corrente operativa 5A. Adatto per la connessione in serie. IP66.

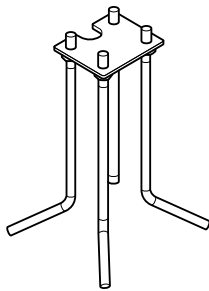
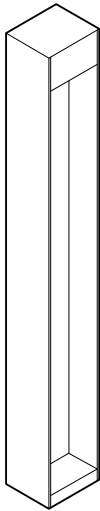
Surge protection device. 275Vac. Maximum discharge current 10KA (8/20us). Maximum operating current 5A. Suitable for series connection. IP66.

F990E00A000

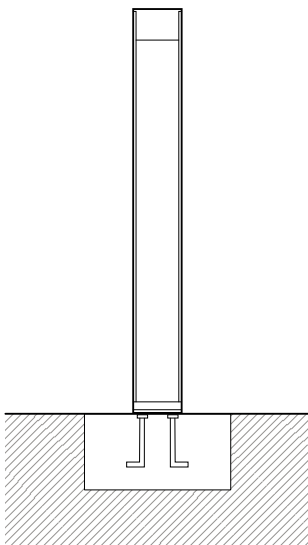


Opzioni Montaggio / Installation Options

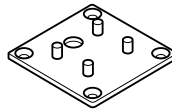
Option 1
Con tirafondi /
Fixing anchor bolts



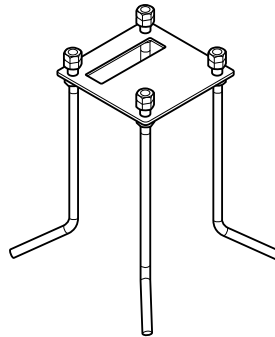
cod. F002Z030000.A



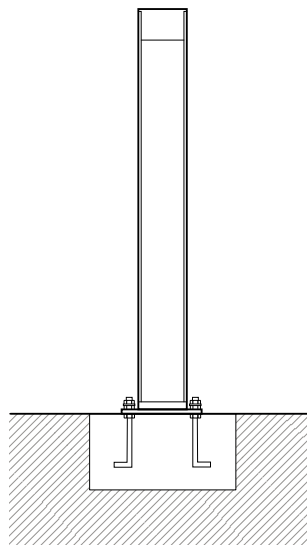
Option 2
Con base e tirafondi /
With base and fixing anchor bolts



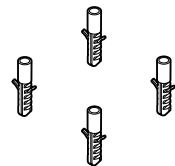
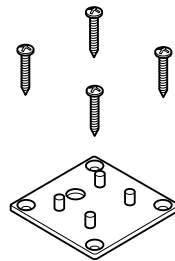
cod. F002Z0100.A



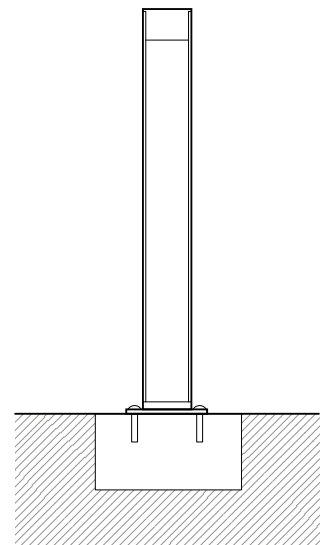
cod. F002Z020000



Option 3
Base per fissaggio con tasselli (non inclusi) /
With base for bolts (not included)



cod. F002Z0100.A



Zefiro








Famiglia / Family

Zefiro



Mid - Power Led

up to 14,5W

up to 1357 lm - 2700K/CRI 80

up to 1423 lm - 3000K/CRI 80

up to 1494 lm - 4000K/CRI 80

* Net lumen output

Colori / Colours



01 White



06 Grey



12 Forest Green



18 Deep Brown



30 Black



33 Anthracite

Descrizione / Description

Bollard per esterno con sorgente luminosa a LED, disponibili in tre altezze. Struttura cilindrica del palo in alluminio estruso, testa dell'apparecchio in fusione di alluminio, diffusore in policarbonato trasparente e stabilizzato ai raggi UV.


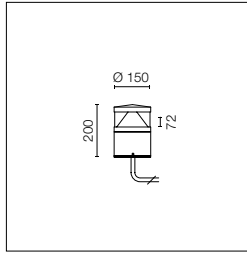
La sorgente luminosa integrata nella testa permette una emissione luminosa asimmetrica radiale direzionata verso il basso che combinata con il riflettore conico in alluminio verniciato permette il contenimento delle riflessioni dirette verso l'alto.

L'apparecchio è disponibile in differenti finiture con rivestimento a doppio strato di polveri e sottoposte a trattamento di conversione chimica superficiale per una elevata resistenza alla corrosione.

L'apparecchio può essere installato facilmente a terra su qualsiasi pavimento con tasselli, oppure utilizzando l'accessorio dedicato piastra di ancoraggio e tirafondi per rendere la base del prodotto totalmente solidale con la pavimentazione. Le viterie di fissaggio sono in acciaio inox AISI 316L.

Outdoor bollard with LED light source. Available in three heights. Cylindrical, extruded aluminium body, die-cast aluminium cap, polycarbonate, transparent and UV-stabilized diffuser. The light source integrated in the cap allows a radial and asymmetrical light emission oriented towards the base, which can be combined to the painted aluminium, conical reflector to contain the direct reflection upwards. Available in different finishes with a double layer coating and a chemical conversion surface treatment to guarantee high resistance to corrosion. The bollard can be easily installed on any kind of ground surface, directly with studs or through the dedicated fixing plate and bolts which solidly attach the luminaire to the ground. The fixing screws are made of AISI 316L stainless steel.

Zefiro 200



Sorgente a LED inclusa.
Alimentazione elettrica 220-240V ON/ OFF e dimmerabile 1-10V o DALI integrata. Dotato di spezzone di cavo uscente in neoprene di 1m e di sistema di giunzione IP68 H2O Stop a 2 vie. Installabile su qualsiasi pavimento per mezzo di tasselli. Piastra di ancoraggio per l'installazione in gettata da ordinare separatamente.

LED source included. Integrated electric power supply 220-240V ON/ OFF and adjustable light intensity from 1 to 10V or DALI. Equipped with a protruding, neoprene, one meter cable and a 2-way IP68 H2O connection system. It can be installed on any ground using studs or a recessed fixing plate with mortar, to be ordered separately.

Mid - Power Led: 14,5W - 1716 lm ≠ OUTPUT 1357 lm - 2700K/CRI 80 - 220÷240V / 14,5W - 1845 lm ≠ OUTPUT 1423 lm - 3000K/CRI 80 - 220÷240V / 14,5W - 1937 lm ≠ OUTPUT 1494 lm - 4000K/CRI 80 - 220÷240V

2700K

Non Dimmable

- FA53201401.A
- FA53201406.A
- FA53201412.A
- FA53201418.A
- FA53201430.A
- FA53201433.A
- 1-10V
- FA53201401-310.A
- FA53201406-310.A
- FA53201412-310.A
- FA53201418-310.A
- FA53201430-310.A
- FA53201433-310.A
- Dali
- FA53201401-300.B
- FA53201406-300.B
- FA53201412-300.B
- FA53201418-300.B
- FA53201430-300.B
- FA53201433-300.B

3000K

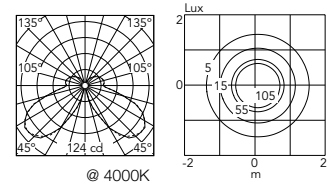
Non Dimmable

- FA53200301.A
- FA53200306.A
- FA53200312.A
- FA53200318.A
- FA53200330.A
- FA53200333.A
- 1-10V
- FA53200301-310.A
- FA53200306-310.A
- FA53200312-310.A
- FA53200318-310.A
- FA53200330-310.A
- FA53200333-310.A
- Dali
- FA53200301-300.B
- FA53200306-300.B
- FA53200312-300.B
- FA53200318-300.B
- FA53200330-300.B
- FA53200333-300.B

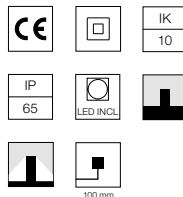
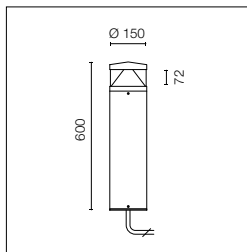
4000K

Non Dimmable

- FA53200201.A
- FA53200206.A
- FA53200212.A
- FA53200218.A
- FA53200230.A
- FA53200233.A
- 1-10V
- FA53200201-310.A
- FA53200206-310.A
- FA53200212-310.A
- FA53200218-310.A
- FA53200230-310.A
- FA53200233-310.A
- Dali
- FA53200201-300.B
- FA53200206-300.B
- FA53200212-300.B
- FA53200218-300.B
- FA53200230-300.B
- FA53200233-300.B



Zefiro 600



Sorgente a LED inclusa.
Alimentazione elettrica 220-240V ON/ OFF e dimmerabile 1-10V o DALI integrata. Dotato di spezzone di cavo uscente in neoprene di 1m e di sistema di giunzione IP68 H2O Stop a 2 vie. Installabile su qualsiasi pavimento per mezzo di tasselli. Piastra di ancoraggio per l'installazione in gettata da ordinare separatamente.
Versione Mid-night a richiesta.

LED source included. Integrated electric power supply 220-240V ON/OFF and adjustable light intensity from 1 to 10V or DALI. Equipped with a protruding, neoprene, one meter cable and a 2-way IP68 H2O connection system. It can be installed on any ground using studs or a recessed fixing plate with mortar, to be ordered separately.
Mid-Night version available upon request.

Mid - Power Led: 14,5W - 1716 lm ≠ OUTPUT 1357 lm - 2700K/CRI 80 - 220÷240V / 14,5W - 1845 lm ≠ OUTPUT 1423 lm - 2700K/CRI 80 - 220÷240V / 14,5W - 1937 lm ≠ OUTPUT 1494 lm - 4000K/CRI 80 - 220÷240V

2700K

Non Dimmable

- FA53201701.A
- FA53201706.A
- FA53201712.A
- FA53201718.A
- FA53201730.A
- FA53201733.A
- 1-10V
- FA53201701-310.A
- FA53201706-310.A
- FA53201712-310.A
- FA53201718-310.A
- FA53201730-310.A
- FA53201733-310.A
- Dali
- FA53201701-300.B
- FA53201706-300.B
- FA53201712-300.B
- FA53201718-300.B
- FA53201730-300.B
- FA53201733-300.B

3000K

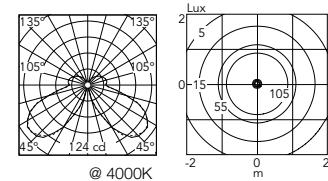
Non Dimmable

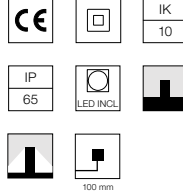
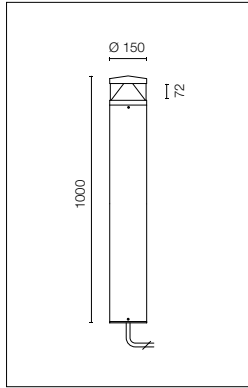
- FA53200601.A
- FA53200606.A
- FA53200612.A
- FA53200618.A
- FA53200630.A
- FA53200633.A
- 1-10V
- FA53200601-310.A
- FA53200606-310.A
- FA53200612-310.A
- FA53200618-310.A
- FA53200630-310.A
- FA53200633-310.A
- Dali
- FA53200601-300.B
- FA53200606-300.B
- FA53200612-300.B
- FA53200618-300.B
- FA53200630-300.B
- FA53200633-300.B

4000K

Non Dimmable

- FA53200501.A
- FA53200506.A
- FA53200512.A
- FA53200518.A
- FA53200530.A
- FA53200533.A
- 1-10V
- FA53200501-310.A
- FA53200506-310.A
- FA53200512-310.A
- FA53200518-310.A
- FA53200530-310.A
- FA53200533-310.A
- Dali
- FA53200501-300.B
- FA53200506-300.B
- FA53200512-300.B
- FA53200518-300.B
- FA53200530-300.B
- FA53200533-300.B





Sorgente a LED inclusa.
 Alimentazione elettrica 220-240V ON/ OFF e dimmerabile 1-10V o DALI integrata. Dotato di spezzone di cavo uscente in neoprene di 1m e di sistema di giunzione IP68 H2O Stop a 2 vie. Installabile su qualsiasi pavimento per mezzo di tasselli. Piastra di ancoraggio per l'installazione in gettata da ordinare separatamente.
 Versione Mid-night a richiesta.

LED source included. Integrated electric power supply 220-240V ON/ OFF and adjustable light intensity from 1 to 10V or DALI. Equipped with a protruding, neoprene, one meter cable and a 2-way IP68 H2O connection system. It can be installed on any ground using studs or a recessed fixing plate with mortar, to be ordered separately.
 Mid-Night version available upon request.

Mid - Power Led: 14,5W - 1716 lm ≠ OUTPUT 1357 lm - 2700K/CRI 80 - 220÷240V / 14,5W - 1845 lm ≠ OUTPUT 1423 lm - 2700K/CRI 80 - 220÷240V / 14,5W - 1937 lm ≠ OUTPUT 1494 lm - 4000K/CRI 80 - 220÷240V

2700K

Non Dimmable

- FA53202001.A
 - FA53202006.A
 - FA53202012.A
 - FA53202018.A
 - FA53202030.A
 - FA53202033.A
- 1-10V
- FA53202001-310.A
 - FA53202006-310.A
 - FA53202012-310.A
 - FA53202018-310.A
 - FA53202030-310.A
 - FA53202033-310.A
- Dali
- FA53202001-300.B
 - FA53202006-300.B
 - FA53202012-300.B
 - FA53202018-300.B
 - FA53202030-300.B
 - FA53202033-300.B

3000K

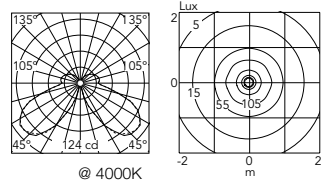
Non Dimmable

- FA53200901.A
 - FA53200906.A
 - FA53200912.A
 - FA53200918.A
 - FA53200930.A
 - FA53200933.A
- 1-10V
- FA53200901-310.A
 - FA53200906-310.A
 - FA53200912-310.A
 - FA53200918-310.A
 - FA53200930-310.A
 - FA53200933-310.A
- Dali
- FA53200901-300.B
 - FA53200906-300.B
 - FA53200912-300.B
 - FA53200918-300.B
 - FA53200930-300.B
 - FA53200933-300.B

4000K

Non Dimmable

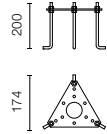
- FA53200801.A
 - FA53200806.A
 - FA53200812.A
 - FA53200818.A
 - FA53200830.A
 - FA53200833.A
- 1-10V
- FA53200801-310.A
 - FA53200806-310.A
 - FA53200812-310.A
 - FA53200818-310.A
 - FA53200830-310.A
 - FA53200833-310.A
- Dali
- FA53200801-300.B
 - FA53200806-300.B
 - FA53200812-300.B
 - FA53200818-300.B
 - FA53200830-300.B
 - FA53200833-300.B



Piastra tirafondi.

Base plate with bolt.

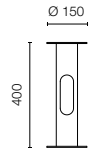
FA21



Base di fissaggio a terra ad alta resistenza.

High resistance in-ground box for installation

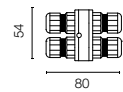
FA185.A



Sistema di giunzione IP68 H₂O Stop anti-condensa a 3/4 vie 4 poli. (ø5,5÷12mm cavo).

3/4 way terminal block 4 poles IP68 H₂O Stop. (ø5,5÷12mm cable).

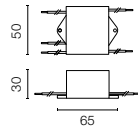
F990C010000



Dispositivo di protezione per il sovraccarico. 275Vac. Corrente massima di scarica 10KA (8/29µs). Massima corrente operativa 5A. Adatto per la connessione in serie. IP66.

Surge protection device. 275Vac. Maximum discharge current 10KA (8/20µs). Maximum operating current 5A. Suitable for series connection. IP66.

F990E00A000

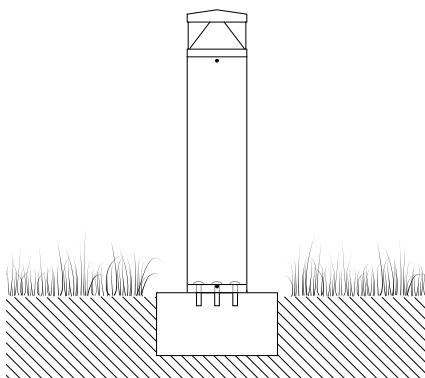


Metodo di fissaggio corretto

Paletto fissato su un plinto in cemento + viti di fissaggio idonee.

Correct Fixing Method

Bollard fixed on plinth + plug.

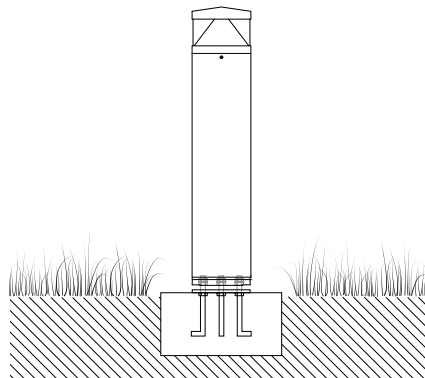


Metodo di fissaggio corretto

Paletto fissato su un piccolo in cemento + piastra di ancoraggio e tirafondi.

Correct Fixing Method

Bollard fixed on plinth + fixing bolts.

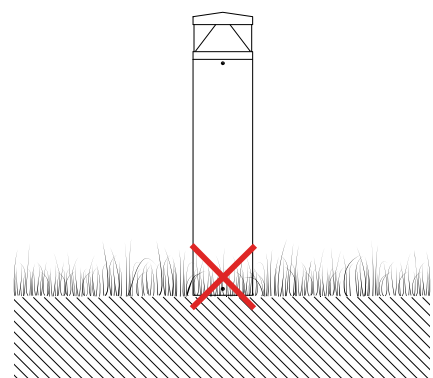


Metodo di fissaggio non corretto

Non fissare il paletto direttamente sul terreno.

Incorrect Fixing Method

Do not fix the bollard directly on the ground.



I-Ron








Famiglia / Family

I-Ron



Power Led

up to 9W

up to 391 lm - 2700K/CRI 80

up to 420 lm - 3000K/CRI 80

up to 448 lm - 4000K/CRI 80

2200K available on request.

Colori / Colours



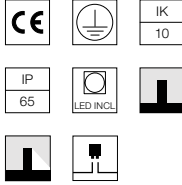
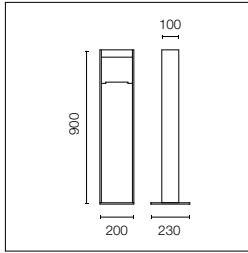
90 Zinc

I-Ron

Descrizione / Description

Bollard per esterno con struttura composta da una trave IPE con profilo ad H in acciaio zincato ad immersione a caldo ad alta resistenza alla corrosione. Grazie al particolare design, l'apparecchio è utilizzabile anche come dissuasore architettonico fisso. La sorgente luminosa a LED in posizione arretrata è protetta da un diffusore posizionato nella parte superiore della barra, composto da un contenitore di materiale plastico con copertura zincata. Le componenti elettriche sono alloggiato nel retro dell'apparecchio. L'apparecchio può essere installato facilmente a terra su qualsiasi pavimento con tasselli, oppure utilizzando l'accessorio dedicato piastra di ancoraggio e tirafondi per rendere la base del prodotto totalmente solidale con la pavimentazione. Le viterie di fissaggio sono in acciaio inox AISI 316L.

Outdoor bollard with hot-dip zinc-coated IPE steel bar H-frame structure for high resistance to corrosion. Thanks to its unique design, the fixture can also be used as a fixed architectural bollard. The LED light source is located at the back of the fixture and is protected by a plastic diffuser covered by zinc, which is located on the upper part of the bar. The electric components are located at the back of the luminaire. The bollard can be easily installed on any kind of ground surface, directly with studs or through the dedicated fixing plate and bolts which solidly attach the luminaire to the ground. The fixing screws are made of AISI 316L stainless steel.



Sorgente luminosa a LED inclusa. Alimentazione elettrica 220-240V ON/ OFF integrata. Dotato di due pressacavi per cavi 8mm< ϕ <13mm per connessione entra-esce. Installabile su qualsiasi pavimento per mezzo di tasselli. Piastra di ancoraggio per l'installazione in gettata da ordinare separatamente.

LED source included. Integrated electric power supply 220-240V ON/OFF. Equipped with two rubber cable guides (8< ϕ <13mm cables) for inlet-outlet connections. It can be installed on any ground using studs or a recessed fixing plate with mortar, to be ordered separately.

2200K disponibile su richiesta.

2200K available on request.

Power Led: 9W - 1011 lm \neq OUTPUT 391 lm - 2700K/CRI 80 - 220-240V / 9W - 1087 lm \neq OUTPUT 420 lm - 3000K/CRI 80 - 220-240V / 9W - 1162 lm \neq OUTPUT 448 lm - 4000K/CRI 80 - 220-240V

2700K

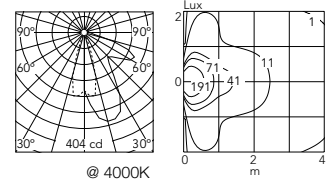
- FA1041060090

3000K

- FA1041040090

4000K

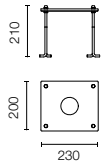
- FA1041970090



Piastra tirafondi.

Base plate with bolt.

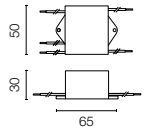
FA109



Dispositivo di protezione per il sovraccarico. 275 Vac. Corrente massima di scarica 10KA (8/29us). Massima corrente operativa 5A. Adatto per la connessione in serie. IP66.

Surge protection device. 275Vac. Maximum discharge current 10KA (8/20us). Maximum operating current 5A. Suitable for series connection. IP66.

F990E00A000

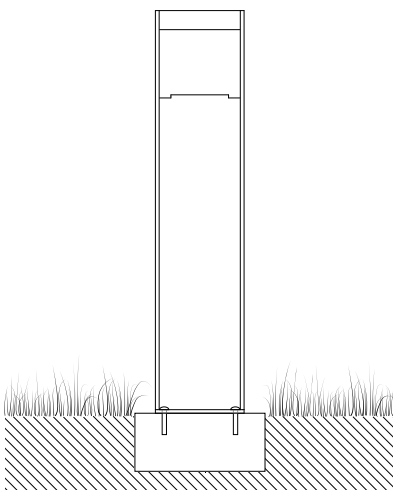


Metodo di fissaggio corretto

Paletto fissato su un plinto in cemento + viti di fissaggio idonee.

Correct Fixing Method

Bollard fixed on plinth + plug.

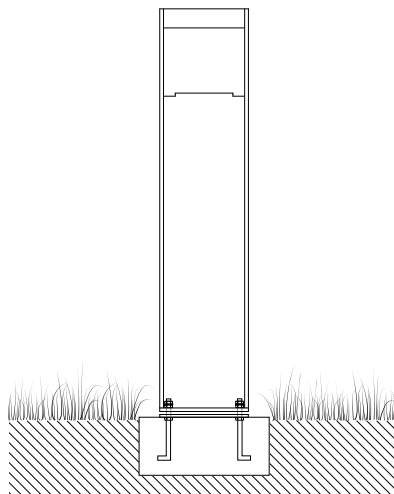


Metodo di fissaggio corretto

Paletto fissato su un piccolo in cemento + piastra di ancoraggio e tirafondi.

Correct Fixing Method

Bollard fixed on plinth + fixing bolts.

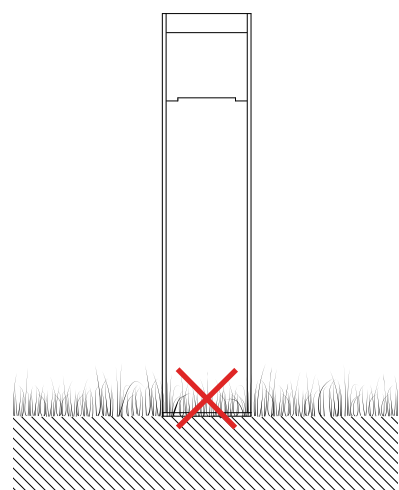


Metodo di fissaggio non corretto

Non fissare il paletto direttamente sul terreno.


Incorrect Fixing Method

Do not fix the bollard directly on the ground.



Talia








Famiglia / Family

Talia 360



Low - Power Led

up to 4W
up to 73 lm - 2700K/CRI 80
up to 73 lm - 3000K/CRI 80
up to 73 lm - 4000K/CRI 80


* Net lumen output

Low - Power Led

up to 7W
up to 2x73 lm - 2700K/CRI 80
up to 2x73 lm - 3000K/CRI 80
up to 2x73 lm - 4000K/CRI 80

* Net lumen output

Talia 560



Low - Power Led

up to 6W
up to 123 lm - 2700K/CRI 80
up to 123 lm - 3000K/CRI 80
up to 123 lm - 4000K/CRI 80

* Net lumen output

Low - Power Led

up to 11W
up to 2x123 lm - 2700K/CRI 80
up to 2x123 lm - 3000K/CRI 80
up to 2x123 lm - 4000K/CRI 80

* Net lumen output

Colori / Colours



01 White



06 Grey



12 Forest Green



18 Deep Brown



30 Black

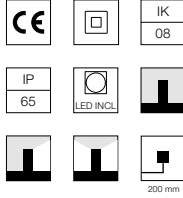
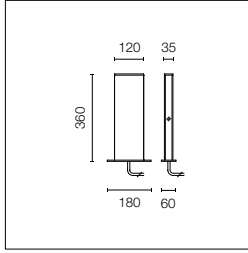


33 Anthracite

Descrizione / Description

Bollard per esterno equipaggiato con sorgente luminosa a LED. Disponibile in due altezze, declinate con emissione luminosa monodirezionale o bidirezionale. Struttura in alluminio estruso, testa dell'apparecchio in fusione di alluminio, diffusore in policarbonato opale e stabilizzato ai raggi UV. Il modulo led lineare è alloggiato in un cilindro di protezione sigillato in policarbonato trasparente con valvola di compensazione. Disponibile in differenti finiture con rivestimento a doppio strato di polveri e sottoposte a trattamento di conversione chimica superficiale per una elevata resistenza alla corrosione. L'apparecchio può essere installato facilmente a terra su qualsiasi pavimento con tasselli, oppure utilizzando l'accessorio dedicato piastra di ancoraggio e tirafondi per rendere la base del prodotto totalmente solidale con la pavimentazione. Le viterie di fissaggio del paletto sono in acciaio inox AISI 316L.

Outdoor bollard with LED light source. Available in two heights and monodirectional or bidirectional light emission. Extruded aluminium body. Die-cast aluminium cap. UV-stabilized, opal polycarbonate diffuser. The linear LED module is housed in a sealed transparent polycarbonate cylinder with compensation valve. Available in different finishes with a double layer coating and a chemical conversion surface treatment to guarantee high resistance to corrosion. The bollard can be easily installed on any kind of ground surface, directly with studs or through the dedicated fixing plate and bolts which solidly attach the luminaire to the ground. The fixing screws are made of AISI 316L stainless steel.



Sorgente luminosa a LED inclusa. Alimentazione elettrica 220-240V ON/ OFF integrata. Dotato di spezzone di cavo uscente in neoprene di circa 200 mm e kit con connettori crimp e guaina termorestringente adesiva per connessione a tenuta stagna. Installabile su qualsiasi pavimento per mezzo di tasselli. Piastra di ancoraggio per l'installazione in gettata da ordinare separatamente.

LED source included. Integrated electric power supply 220-240V ON/OFF. The luminaire is equipped with a protruding, neoprene, two meter cable and a wiring kit with crimp connectors and adhesive heat-shrink tubing guaranteeing the water tightness of the connection. It can be installed on any ground using studs or a recessed fixing plate with mortar, to be ordered separately.

Single Emission

Power Led: 4W - 216 lm ≠ OUTPUT 73 lm - 2700K/CRI 80 - 220÷240V / 4W - 216 lm ≠ OUTPUT 73 lm - 3000K / CRI 80 - 220÷240V / 4W - 216 lm ≠ OUTPUT 73 lm - 4000K/CRI 80 - 220÷240V

2700K

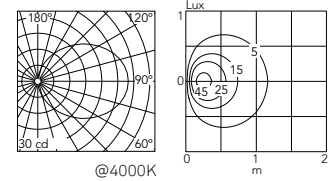
- FA50320601
- FA50320606
- FA50320612
- FA50320618
- FA50320630
- FA50320633

3000K

- FA50300601
- FA50300606
- FA50300612
- FA50300618
- FA50300630
- FA50300633

4000K

- FA50301101
- FA50301106
- FA50301112
- FA50301118
- FA50301130
- FA50301133



Double Emission

Power Led: 7W - 2x216 lm ≠ OUTPUT 2x73 lm - 2700K/CRI 80 - 220÷240V / 7W - 2x216 lm ≠ OUTPUT 2x73 lm - 4000K/CRI 80 - 220÷240V / 7W - 2x216 lm ≠ OUTPUT 2x73 lm - 4000K/CRI 80 - 220÷240V

2700K

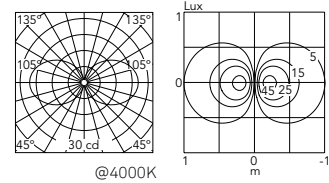
- FA50320801
- FA50320806
- FA50320812
- FA50320818
- FA50320830
- FA50320833

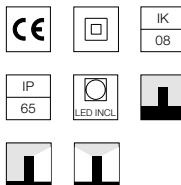
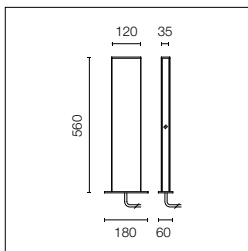
3000K

- FA50300801
- FA50300806
- FA50300812
- FA50300818
- FA50300830
- FA50300833

4000K

- FA50301201
- FA50301206
- FA50301212
- FA50301218
- FA50301230
- FA50301233





Sorgente luminosa a LED inclusa. Alimentazione elettrica 220-240V ON/ OFF integrata. Dotato di spezzone di cavo uscente in neoprene di circa 200 mm e kit con connettori crimp e guaina termorestringente adesiva per connessione a tenuta stagna. Installabile su qualsiasi pavimento per mezzo di tasselli. Piastra di ancoraggio per l'installazione in gettata da ordinare separatamente.

LED source included. Integrated electric power supply 220-240V ON/OFF. The luminaire is equipped with a protruding, neoprene, two meter cable and a wiring kit with crimp connectors and adhesive heat-shrink tubing guaranteeing the water tightness of the connection. It can be installed on any ground using studs or a recessed fixing plate with mortar, to be ordered separately.

Single Emission

Power Led: 6W - 360 lm ≠ OUTPUT 123 lm - 2700K/CRI 80 - 220÷240V / 6W - 360 lm ≠ OUTPUT 123 lm - 3000K/CRI 80 - 220÷240V / 6W - 360 lm ≠ OUTPUT 123 lm - 4000K/CRI 80 - 220÷240V

2700K

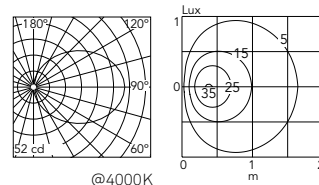
- FA50320201
- FA50320206
- FA50320212
- FA50320218
- FA50320230
- FA50320233

3000K

- FA50300201
- FA50300206
- FA50300212
- FA50300218
- FA50300230
- FA50300233

4000K

- FA50300901
- FA50300906
- FA50300912
- FA50300918
- FA50300930
- FA50300933



Double Emission

Power Led: 11W - 2x360 lm ≠ OUTPUT 2x123 lm - 2700K/CRI 80 - 220÷240V / 11W - 2x360 lm ≠ OUTPUT 2x123 lm - 3000K/CRI 80 - 220÷240V / 11W - 2x360 lm ≠ OUTPUT 2x123 lm - 4000K/CRI 80 - 220÷240V

2700K

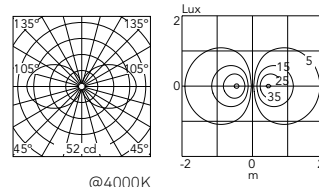
- FA50320401
- FA50320406
- FA50320412
- FA50320418
- FA50320430
- FA50320433

3000K


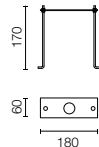

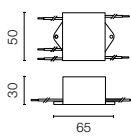

- FA50300401
- FA50300406
- FA50300412
- FA50300418
- FA50300430
- FA50300433

4000K

- FA50301001
- FA50301006
- FA50301012
- FA50301018
- FA50301030
- FA50301033



Talia: Accessori / Accessories

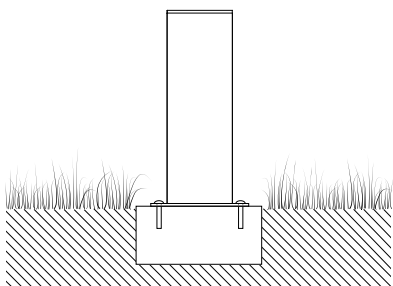
Piastra tirafondi.	Base plate with bolt.	FA139		
Dispositivo di protezione per il sovraccarico. 275Vac. Corrente massima di scarica 10KA (8/29µs). Massima corrente operativa 5A. Adatto per la connessione in serie. IP66.	Surge protection device. 275Vac. Maximum discharge current 10KA (8/20µs). Maximum operating current 5A. Suitable for series connection. IP66.	F990E00A000		
Sistema di giunzione IP68 a 2 vie 4 poli. (ø7÷12mm cavo).	2 way terminal block 4 poles IP68. (ø7÷12mm cable).	F990C040000		

Metodo di fissaggio corretto

Paletto fissato su un plinto in cemento + viti di fissaggio idonee.

Correct Fixing Method

Bollard fixed on plinth + plug.

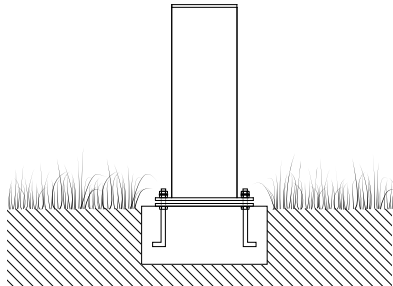


Metodo di fissaggio corretto

Paletto fissato su un piccolo in cemento + piastra di ancoraggio e tirafondi.

Correct Fixing Method

Bollard fixed on plinth + fixing bolts.

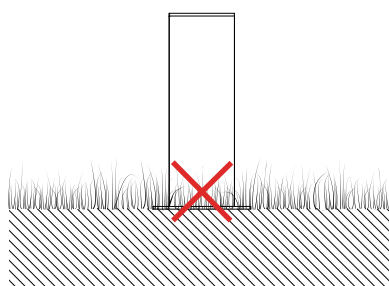


Metodo di fissaggio non corretto

Non fissare il paletto direttamente sul terreno.

Incorrect Fixing Method

Do not fix the bollard directly on the ground.



Real Matter

Designed by Piero Lissoni





Real Matter



Famiglia / Family

Real Matter



Low - Power Led

3W

71 lm - 2700K/CRI 80

82 lm - 3000K/CRI 80

2200K available on request.

Colori / Colours



44 Brushed Gold



47 Brushed Bronze



55 Brushed Stainless
Steel



66 Polished Copper

Descrizione / Description

Apparecchio da esterni per installazione a incasso a parete con fonte di luce a LED.

Corpo in acciaio inox AISI 316L trattato con processo PVD (Physical Vapour Deposition). Grazie a questo innovativo trattamento, dopo il processo di lucidatura o spazzolatura secondo la finitura scelta, le superfici del Real Matter sono ricoperte da un sottile film di metalli come zirconio e titanio che, combinandosi con l'acciaio a livello molecolare, ne aumentano le caratteristiche di resistenza sia meccanica che agli agenti atmosferici, permettendo la realizzazione di finiture pregiate e durevoli.

Diffusore in policarbonato stabilizzato ai raggi UV.

L'apparecchio è fornito con due cavi di alimentazione uscenti L 200mm e con un kit per la connessione a tenuta IP. È necessario utilizzare una cassaforma, da ordinare separatamente.

L'alimentatore elettrico a 24V può essere installato in remoto o alloggiato posteriormente all'apparecchio nella cassaforma.

Prodotto in 3 differenti versioni in base alla modalità di installazione:

- in muratura o in cemento con apposita cassaforma da incasso.
- in parete di cartongesso con apposite molle.
- in muratura o in cemento senza cassaforma da incasso: l'apparecchio viene incollato direttamente sulla superficie.

Luminaire for outdoor use for built-in installation on the wall with LED light source.

Body made of stainless steel AISI 316L treated with the PVD process (Physical Vapour Deposition). Thanks to this innovative treatment, after the polishing or brushing process, according to the finishing choice, the surfaces of Real Matter are coated with a thin film of metals such as zirconium and titanium which, combining with the steel at the molecular level, increase the characteristics of resistance to both mechanical and to atmospheric agents, allowing the realization of elegant and durable finishings.

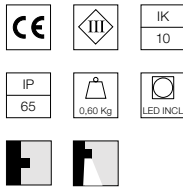
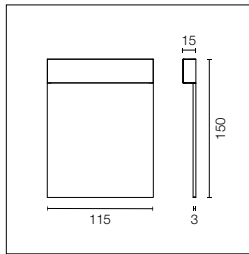
UV-stabilized polycarbonate diffuser.

The luminaire is provided with two L 200 mm length outgoing power cables and with a kit for the hermetic IP connection. It is necessary to use an installation box, to be ordered separately.

24V power supply may be installed remotely or housed at the back of the luminaire in the box for installation.

3 version available select the model suitable for your type of installation:

- in concrete surface with recessed box to.
- in plasterboard surface supplied with springs.
- on solid surface no recessed box needed, the fixtures is directly glued on the surface.



Alimentazione elettrica remota 24V da ordinare separatamente. Apparecchio fornito con due cavi di alimentazione da 200 mm e kit per la connessione IP. Prodotto in 3 differenti versioni; ordinare il codice corretto in base alla modalità di installazione:

- in muratura o in cemento con apposita cassaforma da incasso da ordinare separatamente.
- in parete di cartongesso con apposite molle incluse (per contropareti spessore min 5 mm- max 20 mm).
- in muratura o in cemento senza cassaforma da incasso: l'apparecchio viene incollato direttamente sulla superficie (collante da scegliere a cura dell'installatore in base al materiale su cui andrà installato l'apparecchio).

Remote power supply 24V to be ordered separately. The fixture is prewired with 200mm cable and an IP connection kit. 3 version available (select the model suitable for your type of installation):

- in concrete surface with recessed box to be ordered separately.
- in plasterboard surface (surface thickness min 5mm- max20mm) model supplied with springs.
- on solid surface no recessed box needed, the fixtures is directly glued on the surface (type of gluing to be select by the operator based on the type of surface).

2200K disponibile su richiesta.

2200K available on request.

Low-Power Led: 3W - 180 lm ≠ FIXT 71 lm - 2700K/CRI 80 - 24V / 3W - 200 lm ≠ FIXT 82 lm - 3000K/CRI 80 - 24V

2700K

Installazione in muratura con cassaforma/
Installation in masonry with box for installation

- F5960044
- F5960047
- F5960055
- F5960066

3000K

- F5961044
- F5961047
- F5961055
- F5961066

Installazione in parete di cartongesso (min 5mm - max 20mm)/
Installation in plasterboard wall

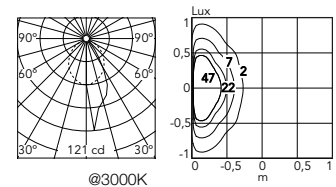
- F5980044
- F5980047
- F5980055
- F5980066

- F5981044
- F5981047
- F5981055
- F5981066

Installazione in muratura senza cassaforma/
Installation in masonry without box for installation

- F5970044
- F5970047
- F5970055
- F5970066

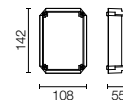
- F5971044
- F5971047
- F5971055
- F5971066



Cassaforma per muratura o parete in cemento.

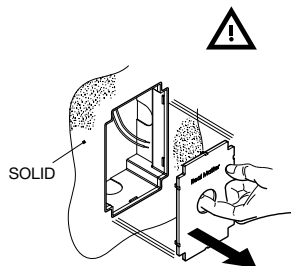
Box for installation for masonry or concrete wall.

F5962000



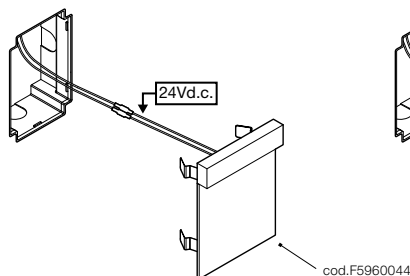
Installazione in Muratura con Cassaforma / Installation in Masonry with Box for Installation

cassaforma a filo parete
flush with the installation surface

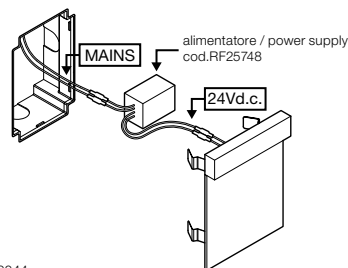


cassaforma / box for installation
cod.F5962000

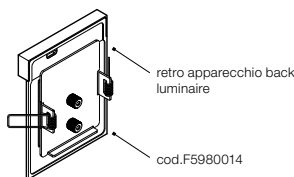
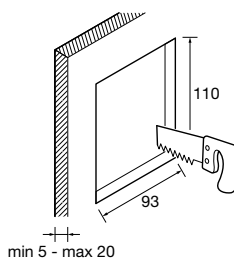
cablaggio con alimentatore remoto
wiring with remote power supply



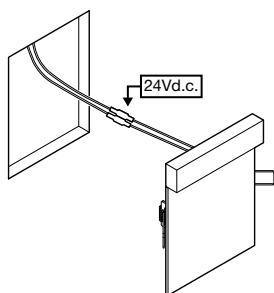
opzionale / optional
cablaggio con alimentatore / wiring with power supply
cod.RF25748



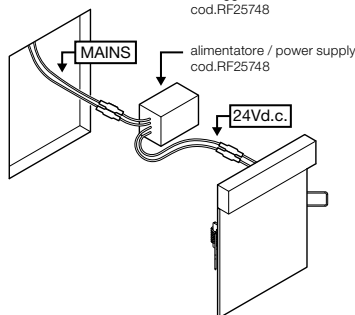
Installazione in Parete di Cartongesso / Installation in Plasterboard Wall



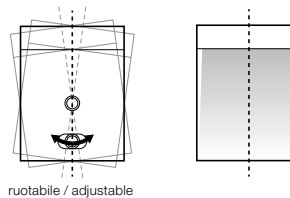
cablaggio con alimentatore remoto wiring
with remote power supply



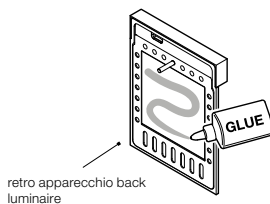
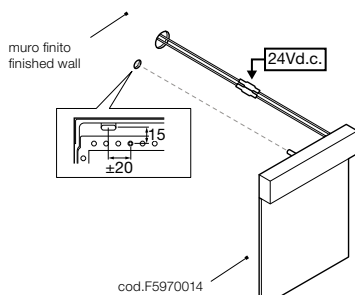
opzionale / optional
cablaggio con alimentatore / wiring with power supply
cod.RF25748



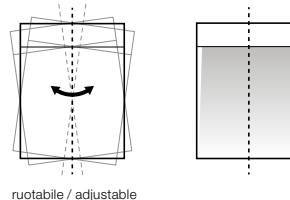
posizione corretta schermo
cover correct positioning



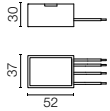

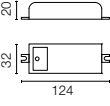

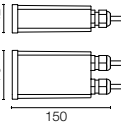

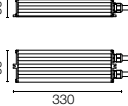

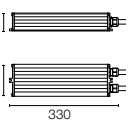
Installazione in Muratura senza Cassaforma / Installation in Masonry without Box for Installation



posizione corretta schermo
cover correct positioning



Real Matter: Driver / Drivers

Alimentatore 24Vdc 8W / 110-240V IP65 Classe II selv.	Power supply 24Vdc 8W / 110-240V IP65 Class II selv.	*RF25748		
Può essere alloggiato nella cassaforma F5962000.	It can be housed in installation box F5962000.			
Alimentatore per installazione remota 24Vdc 10W / 110-240V IP20 Classe II selv.	Power supply for remote installation 24Vdc 10W / 110-240V IP20 Class II selv.	*RF25747		
Alimentatore per installazione remota 24Vdc 20W / 220-240V IP67 Classe II selv.	Power supply for remote installation 24Vdc 20W / 220-240V IP67 Class II selv.	*RF25752		
Alimentatore per installazione remota 24Vdc 50W / 120-240V IP67 Classe II selv.	Power supply for remote installation 24Vdc 50W / 120-240V IP67 Class II selv.	*F990B28A000		
Alimentatore 24Vdc 35W / 120-270V IP67 Classe II selv.	Power supply 24Vdc 35W / 120-270V IP67 Class II selv.	*F990B23AZ00		
Alimentatore per installazione remota 24Vdc 70W / 220-240V IP67 Classe II selv.	Power supply for remote installation 24Vdc 70W / 220-240V IP67 Class II selv.	*F990B27A000		
Alimentatore per installazione remota 24Vdc 96W / 120-240V IP67 Classe II selv.	Power supply for remote installation 24Vdc 96W / 120-240V IP67 Class II selv.	*F990B29A000		

* Numero massimo di apparecchi per alimentatore / Maximum number of luminaires per power supply.

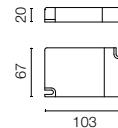
Numero massimo di apparecchi per alimentatore (Vin220÷240). Dati indicativi da verificare con le specifiche condizioni di installazione.	Maximum number of luminaires per power supply. (220÷240 V). These data must be checked taking into account the specific installation conditions.	Acc.	
		Acc. RF25748	2
		Acc. RF25747	3
		Acc. RF25757	3
		Acc. RF25752	5
		Acc. F990B23AZ00	9
		Acc. F990B28A000	13
		Acc. F990B27A000	19
		Acc. F990B29A000	27

Real Matter: Driver / Drivers

Alimentatore per installazione remota 24Vdc 17W / 110-240V (15W@110V) IP20 Classe II selv.


Power supply for remote installation 24Vdc 17W / 110-240V (15W@110V) IP20 Class II selv.

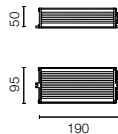
*RF25750
 Dimmable 1-10V



Alimentatore per installazione remota 24Vdc 20W / 110-240Vdc (15W@110V) IP67 Classe II selv.

Power supply for remote installation 24Vdc 20W / 110-240Vdc (15W@110V) IP67 Class II selv.

*RF26387.A
 Dimmable DALI



* Numero massimo di apparecchi per alimentatore / Maximum number of luminaires per power supply.

Numero massimo di apparecchi per alimentatore (Vin220÷240). Dati indicativi da verificare con le specifiche condizioni di installazione.


Maximum number of luminaires per power supply. (220÷240 V). These data must be checked taking into account the specific installation conditions.

Acc. RF25750	4
Acc. RF26387.A	5

My Way

Designed by Piero Lissoni







Famiglia / Family

My Way 110 x 100



Mid - Power Led

5W

188 lm - 2700K/CRI 80

211 lm - 3000K/CRI 80

221 lm - 4000K/CRI 80

My Way 110 x 200



Mid - Power Led

13W

657 lm - 2700K/CRI 80

763 lm - 3000K/CRI 80

801 lm - 4000K/CRI 80

My Way 210 x 200



Mid - Power Led

13W

669 lm - 2700K/CRI 80

777 lm - 3000K/CRI 80

817 lm - 4000K/CRI 80


Colori / Colours



01 White



06 Grey



12 Forest Green



18 Deep Brown



30 Black



33 Anthracite

Descrizione / Description

Apparecchio da esterni per installazione a incasso a parete con fonte di luce a LED.

Corpo in alluminio pressofuso EN AB-47100 (a basso contenuto di rame).

Rivestimento ad alta resistenza: dopo un trattamento di sabbiatura di tutti i componenti per rendere la superficie porosa e garantire una maggiore adesione della vernice, è applicato il rivestimento esterno con un doppio strato con polveri secondo lo standard QUALICOAT. Il primo strato di polvere epossidica dà resistenza chimica e meccanica, il secondo strato di finitura di polvere poliestere assicura resistenza ai raggi UV ed agli agenti atmosferici.

Le superfici verniciate sono trattate con lavaggi alcalini e acidi, risciacquate con acqua demineralizzata e sottoposte a un trattamento di conversione chimica per proteggere contro l'ossidazione.

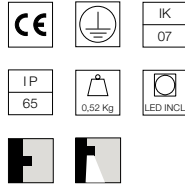
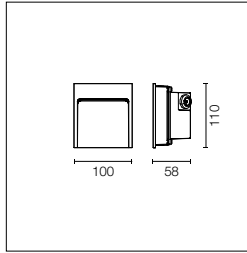
Diffusore in policarbonato satinato, stabilizzato ai raggi UV, incollato alla testa del prodotto per garantire la tenuta all'acqua.

Luminaire for outdoor use for built-in installation on the wall with LED light source.

Aluminum die-cast body EN AB-47100 (low copper content). High-resistance coating: after a sandblasting treatment of all components to make the surface porous and ensure a greater adhesion of the paint, the external coating is applied with a double layer with epoxy powders according to the QUALICOAT standard. The first layer of epoxy powder gives chemical and mechanical resistance, the second finishing layer of polyester powder ensures resistance to UV rays and atmospheric agents.

The painted surfaces are treated with alkaline and acidic washes, then rinsed with demineralized water, subjected to a chemical conversion treatment to protect against oxidation. Frosted polycarbonate diffuser, UV-stabilised, glued to the head of the product to ensure a watertight seal.

My Way 110x100



Alimentazione elettrica 110/240V integrata. Dotata di uno spezzone di cavo uscente in neoprene di 120 mm e sistema di connessione su cavo IP67.
Versione dimmerabile a richiesta.

Integrated 110/240V power supply. Supplied with a 120 mm length outgoing neoprene cable and IP67 cable connection system.
Dimmable version on request.

Mid-Power Led: 5W - 421 lm ≠ FIXT 188 lm - 2700K/CRI 80 - 100-240V / 5W - 490 lm ≠ FIXT 211 lm - 3000K/CRI 80 - 100-240V / 5W - 514 lm ≠ FIXT 221 lm - 4000K/CRI 80 - 100-240V

2700K

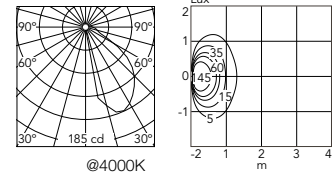
- F4350001
- F4350006
- F4350012
- F4350018
- F4350030
- F4350033

3000K

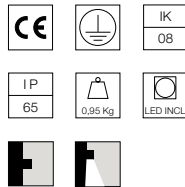
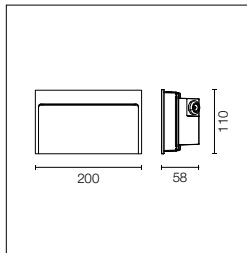
- F4351001
- F4351006
- F4351012
- F4351018
- F4351030
- F4351033

4000K

- F4352001
- F4352006
- F4352012
- F4352018
- F4352030
- F4352033



My Way 110x200



Alimentazione elettrica 220/240V integrata. Dotata di uno spezzone di cavo uscente in neoprene di 120 mm e sistema di connessione su cavo IP67.

Integrated 220/240V power supply. Supplied with a 120 mm length outgoing neoprene cable and IP67 cable connection system.

Mid-Power Led: 13W - 1357 lm ≠ FIXT 657 lm - 2700K/CRI 80 - 220-240V / 13W - 1577 lm ≠ FIXT 763 lm - 3000K/CRI 80 - 220-240V / 13W - 1656 lm ≠ FIXT 801 lm - 4000K/CRI 80 - 220-240V

2700K

Non Dimmable

- F4353001
- F4353006
- F4353012
- F4353018
- F4353030
- F4353033

1-10V

- F4353001-310
- F4353006-310
- F4353012-310
- F4353018-310
- F4353030-310
- F4353033-310

Dali

- F4353001-300
- F4353006-300
- F4353012-300
- F4353018-300
- F4353030-300
- F4353033-300

3000K

Non Dimmable

- F4354001
- F4354006
- F4354012
- F4354018
- F4354030
- F4354033

1-10V

- F4354001-310
- F4354006-310
- F4354012-310
- F4354018-310
- F4354030-310
- F4354033-310

Dali

- F4354001-300
- F4354006-300
- F4354012-300
- F4354018-300
- F4354030-300
- F4354033-300

4000K

Non Dimmable

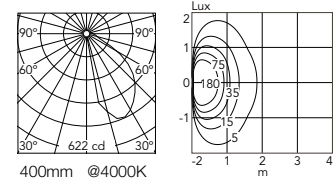
- F4355001
- F4355006
- F4355012
- F4355018
- F4355030
- F4355033

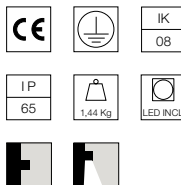
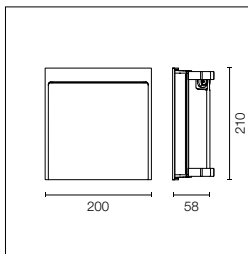
1-10V

- F4355001-310
- F4355006-310
- F4355012-310
- F4355018-310
- F4355030-310
- F4355033-310

Dali

- F4355001-300
- F4355006-300
- F4355012-300
- F4355018-300
- F4355030-300
- F4355033-300





Alimentazione elettrica
220/240V integrata. Dotata di un
doppio pressacavo in materiale
plastico per sezione cavi
7,5$\lt; \lt; 9,5 \text{ mm}$.

Integrated 220/240V power supply.
Supplied with a double length in
plastic material for 7.5$\lt; \lt; 9.5 \text{ mm}$
section cables.

Mid-Power Led: 13W - 1357 lm \neq FIXT 669 lm - 2700K/CRI 80 - 220-240V / 13W - 1577 lm \neq FIXT 777 lm - 3000K/CRI 80 - 220-240V / 13W - 1656 lm \neq FIXT 817 lm - 4000K/CRI 80 - 220-240V

2700K

Non Dimmable

- F4356001
- F4356006
- F4356012
- F4356018
- F4356030
- F4356033
- 1-10V
- F4356001-310
- F4356006-310
- F4356012-310
- F4356018-310
- F4356030-310
- F4356033-310

Dali

- F4356001-300
- F4356006-300
- F4356012-300
- F4356018-300
- F4356030-300
- F4356033-300

3000K

Non Dimmable

- F4357001
- F4357006
- F4357012
- F4357018
- F4357030
- F4357033
- 1-10V
- F4357001-310
- F4357006-310
- F4357012-310
- F4357018-310
- F4357030-310
- F4357033-310

Dali

- F4357001-300
- F4357006-300
- F4357012-300
- F4357018-300
- F4357030-300
- F4357033-300

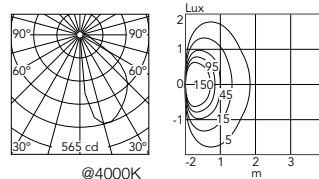
4000K

Non Dimmable


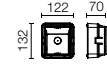

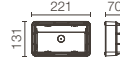

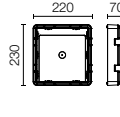

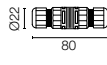

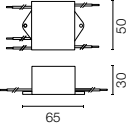
- F4358001
- F4358006
- F4358012
- F4358018
- F4358030
- F4358033
- 1-10V
- F4358001-310
- F4358006-310
- F4358012-310
- F4358018-310
- F4358030-310
- F4358033-310

Dali

- F4358001-300
- F4358006-300
- F4358012-300
- F4358018-300
- F4358030-300
- F4358033-300



My Way: Accessori / Accessories


Cassaforma.	Box for installation.	My Way 100x110 F4301000		
Cassaforma.	Box for installation.	My Way 200x110 F4302000		
Cassaforma.	Box for installation.	My Way 200x210 F4303000		
Sistema di giunzione IP68 H2O Stop anti-condensa a 2 vie 4 poli. (Ø5,5÷12mm cavo).	2 way terminal block 4 poles IP68 H2O Stop. (ø5,5÷12mm cable).	F990C00A000		
Dispositivo di protezione per il sovraccarico. 275Vac. Corrente massima di scarica 10KA (8/29us). Massima corrente operativa 5A. Adatto per la connessione in serie. IP66.	Surge protection device. 275Vac. Maximum discharge current 10KA (8/20us). Maximum operating current 5A. Suitable for series connection. IP66.	F990E00A000		

Camouflage

Designed by Piero Lissoni







Camouflage

Famiglia / Family

Camouflage 140



Mid - Power Led

8W

474 lm - 2700K/CRI 80

551 lm - 3000K/CRI 80

579 lm - 4000K/CRI 80

Camouflage 240



Mid - Power Led


12W

773 lm - 2700K/CRI 80

898 lm - 3000K/CRI 80

944 lm - 4000K/CRI 80

Colori / Colours




00 Primer



01 White



06 Grey



12 Forest Green



18 Deep Brown




30 Black



33 Anthracite

Camouflage Stone



87 Basaltina Stone



89 Concrete



90 Crema d'Orcia Stone

Descrizione / Description

Collezione di prodotti da esterno, per installazione a parete con fonte di luce a LED.

Corpo dissipante in alluminio con diffusore in policarbonato trasparente.

Le finiture pietra Crema D'Orcia e Basaltina sono realizzate fissando mediante collante ad altissima resistenza una placca di pietra creata attraverso processo di lavorazione meccanica dal pieno.

La finitura calcestruzzo è realizzata fissando mediante collante monocomponente ad altissima resistenza una placca realizzata in cemento colato rinforzato con fibra di vetro. La versione Primer va verniciata dopo l'installazione con normali colorazioni a base acquosa (tempere, stucchi, vernici ad acqua) per garantire la massima omogeneità con l'architettura. Le versioni in alluminio sono finite con un rivestimento ad alta resistenza: dopo un trattamento di sabbiatura di tutti i componenti per rendere la superficie porosa e garantire una maggiore adesione della vernice, è applicato il rivestimento esterno con un doppio strato con polveri secondo lo standard QUALICOAT. Il primo strato di polvere epossidica dà resistenza chimica e meccanica, il secondo strato di finitura di polvere poliestere assicura resistenza ai raggi UV ed agli agenti atmosferici.

Le superfici verniciate sono trattate con lavaggi alcalini e acidi, risciacquate con acqua demineralizzata, e sottoposte a un trattamento di conversione chimica per proteggere contro l'ossidazione.

Prima valutazione commerciale e tecnica, è possibile realizzare versioni personalizzate con altri materiali a richiesta.

Collection of products for outdoor use, for wall installation with LED light source

Dissipating aluminum body with diffuser in transparent polycarbonate.

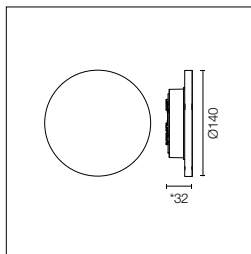
The Crema d'Orcia and Basaltina stone finishes are made by fastening high-strength, high-resistance adhesive to a stone plate created by means of mechanical machining from a solid block.

The concrete finishing is made by fastening a poured cement plate reinforced with fiberglass using a single component high strength, high-resistance adhesive. The Primer version is painted after installation with normal water-based colors (tempera, stucco, water-based paints) to ensure maximum uniformity with the architecture.

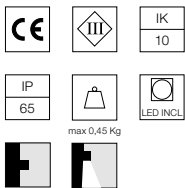
The aluminum versions are finished with a high-resistance coating: after a sandblasting treatment of all components to make the surface porous and ensure a greater adhesion of the paint, the external coating is applied with a double layer with epoxy powders according to the QUALICOAT standard. The first layer of epoxy powder gives chemical and mechanical resistance, the second finishing layer of polyester powder ensures resistance to UV rays and atmospheric agents.

The painted surfaces are treated with alkaline and acidic washes, then rinsed with demineralized water, subjected to a chemical conversion treatment to protect against oxidation. Upon commercial and technical evaluation, it is possible to create customized versions with other materials on request.

Camouflage 140



*Concrete, crema d'orcina, basaltina H = 35 mm.



Alimentazione elettrica remota da 24V da ordinare separatamente. Include cavo di alimentazione di 100 mm. L'alimentatore può essere installato remoto (cassaforma non necessaria) o alloggiato posteriormente all'apparecchio mediante apposita cassaforma opzionale.

24V remote power supply to be ordered separately. Includes power cable of 100 mm. The power supply can be installed remotely (installation box not required) or housed at the back of the luminaire in the optional installation box.

Mid-Power Led: 8W - 786 lm ≠ FIXT 474 lm - 2700K/CRI 80 - 24V / 8W - 913 lm ≠ FIXT 551 lm - 3000K/CRI 80 - 24V / 8W - 960 lm ≠ FIXT 579 lm - 4000K/CRI 80 - 24V

2700K

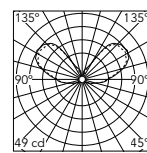
- F1310000
- F1310001
- F1310006
- F1310012
- F1310018
- F1310030
- F1310033
- F1310087
- F1310089
- F1310090

3000K

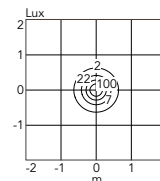
- F1311000
- F1311001
- F1311006
- F1311012
- F1311018
- F1311030
- F1311033
- F1311087
- F1311089
- F1311090

4000K

- F1312000
- F1312001
- F1312006
- F1312012
- F1312018
- F1312030
- F1312033
- F1312087
- F1312089
- F1312090

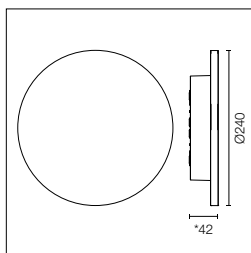


@4000K

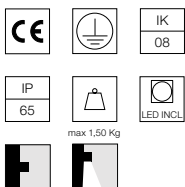


Dimmable 1-10V with code RF25750
Dimmable Dali with code RF26387.A

Camouflage 240



*Concrete, crema d'orcina, basaltina H = 48 mm.



Alimentazione elettrica 220/240V integrata. Dotata di uno spezzone di cavo uscente in neoprene di 1000 mm. Versione 110V disponibile a richiesta.

Integrated 220/240V power supply. Supplied with a 1000 mm length outgoing neoprene cable. Version 110V upon request.

Mid-Power Led: 12W - 1281 lm ≠ FIXT 773 lm - 2700K/CRI 80 - 220-240V / 12W - 1488 lm ≠ FIXT 898 lm - 3000K/CRI 80 - 220-240V / 12W - 1563 lm ≠ FIXT 944 lm - 4000K/CRI 80 - 220-240V

2700K

Non Dimmable

- F1315000
- F1315001
- F1315006
- F1315012
- F1315018
- F1315030
- F1315033
- F1315087
- F1315089
- F1315090
- 1-10V
- F1315000-310
- F1315001-310
- F1315006-310
- F1315012-310
- F1315018-310
- F1315030-310
- F1315033-310
- F1315087-310
- F1315089-310
- F1315090-310
- Dali
- F1315000-300
- F1315001-300
- F1315006-300
- F1315012-300
- F1315018-300
- F1315030-300
- F1315033-300
- F1315087-300
- F1315089-300
- F1315090-300

3000K

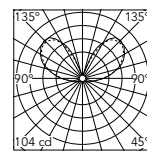
Non Dimmable

- F1316000
- F1316001
- F1316006
- F1316012
- F1316018
- F1316030
- F1316033
- F1316087
- F1316089
- F1316090
- 1-10V
- F1316000-310
- F1316001-310
- F1316006-310
- F1316012-310
- F1316018-310
- F1316030-310
- F1316033-310
- F1316087-310
- F1316089-310
- F1316090-310
- Dali
- F1316000-300
- F1316001-300
- F1316006-300
- F1316012-300
- F1316018-300
- F1316030-300
- F1316033-300
- F1316087-300
- F1316089-300
- F1316090-300

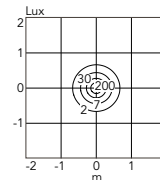
4000K

Non Dimmable

- F1317000
- F1317001
- F1317006
- F1317012
- F1317018
- F1317030
- F1317033
- F1317087
- F1317089
- F1317090
- 1-10V
- F1317000-310
- F1317001-310
- F1317006-310
- F1317012-310
- F1317018-310
- F1317030-310
- F1317033-310
- F1317087-310
- F1317089-310
- F1317090-310
- Dali
- F1317000-300
- F1317001-300
- F1317006-300
- F1317012-300
- F1317018-300
- F1317030-300
- F1317033-300
- F1317087-300
- F1317089-300
- F1317090-300



@4000K




Camouflage 140: Accessori / Accessories

Dispositivo di protezione per il sovraccarico. 275 Vac. Corrente massima di scarica 10KA (8/29us). Massima corrente operativa 5A. Adatto per la connessione in serie. IP66.

Surge protection device. 275Vac. Maximum discharge current 10KA (8/20us). Maximum operating current 5A. Suitable for series connection. IP66.

F990E00A000



Cassaforma.

Box for installation.


F1318000



Fissaggio a Parete / Installation on Wall

Option 1

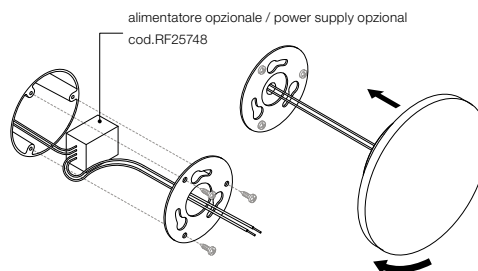
Senza cassaforma / Surface installation



alimentatore remoto 24Vdc
remote power supply 24Vdc

Option 2


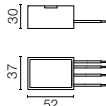

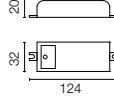

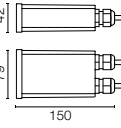

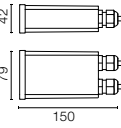

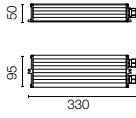

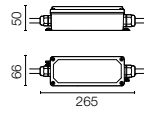

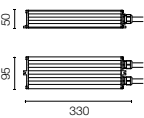

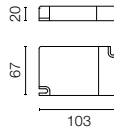

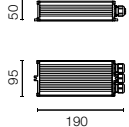
Con cassaforma / Recessed box installation



cassaforma a filo parete
flush with the installation surface

cassaforma / installation box
cod.F1318000

Camouflage: Driver / Drivers

Alimentatore per installazione remota 24Vdc 8W / 110-240V IP65 Classe II selv.	Power supply for remote installation 24Vdc 8W / 110-240V IP65 Class II selv.	*RF25748		
Può essere alloggiato nella cassaforma F1318000.	It can be housed in installation box F1318000.			
Alimentatore per installazione remota 24Vdc 10W / 110-240V IP20 Classe II selv.	Power supply for remote installation 24Vdc 10W / 110-240V IP20 Class II selv.	*RF25747		
Alimentatore per installazione remota 24Vdc 20W / 220-240V IP67 Classe II selv.	Power supply for remote installation 24Vdc 20W / 220-240V IP67 Class II selv.	*RF25752		
Alimentatore 24Vdc 35W / 120-270V IP67 Classe II selv.	Power supply 24Vdc 35W / 120-270V IP67 Class II selv.	*F990B23AZ00		
Alimentatore per installazione remota 24Vdc 50W / 120-240V IP67 Classe II selv.	Power supply for remote installation 24Vdc 50W / 120-240V IP67 Class II selv.	*F990B28A000		
Alimentatore per installazione remota 24Vdc 70W / 220-240V IP67 Classe II selv.	Power supply for remote installation 24Vdc 70W / 220-240V IP67 Class II selv.	*F990B27A000		
Alimentatore per installazione remota 24Vdc 96W / 120-240V IP67 Classe II selv.	Power supply for remote installation 24Vdc 96W / 120-240V IP67 Class II selv.	*F990B29A000		
Alimentatore per installazione remota 24Vdc 17W / 110-240V (15W@110V) IP20 Classe II selv.	Power supply for remote installation 24Vdc 17W / 110-240V (15W@110V) IP20 Class II selv.	*RF25750 Dimmable 1-10V		
Alimentatore per installazione remota 24Vdc 20W / 110-240Vdc (15W@110V) IP67 Classe II selv.	Power supply for remote installation 24Vdc 20W / 110-240Vdc (15W@110V) IP67 Class II selv.	*RF26387.A Dimmable DALI		

* Numero massimo di apparecchi per alimentatore / Maximum number of luminaires per power supply.


Numero massimo di apparecchi per alimentatore (Vin220÷240). Dati indicativi da verificare con le specifiche condizioni di installazione.	Maximum number of luminaires per power supply. (220÷240 V). These data must be checked taking into account the specific installation conditions.	Acc.		Acc.	
		Acc. RF25748	1	Acc. F990B28A000	5
		Acc. RF25747	1	Acc. F990B27A000	7
		Acc. RF25757	1	Acc. F990B29A000	9
		Acc. RF25752	2	Acc. RF25750	2
		Acc. F990B23AZ00	3	Acc. RF26387.A	2

Climber

Designed by Piero Lissoni







Climber

Famiglia / Family

Climber 87




**Down
Power Led**

7W
387 lm - 2700K/CRI 80
419 lm - 3000K/CRI 80
451 lm - 4000K/CRI 80
[2200K available on request.](#)

**Up&Down
Power Led**

12W
2x387 lm - 2700K/CRI 80
2x419 lm - 3000K/CRI 80
2x451 lm - 4000K/CRI 80
[2200K available on request.](#)

Climber 175



**Down
Power Led**

12W
721 lm - 2700K/CRI 80
781 lm - 3000K/CRI 80
841 lm - 4000K/CRI 80
[2200K available on request.](#)

**Up&Down
Power Led**

21W
2x721 lm - 2700K/CRI 80
2x781 lm - 3000K/CRI 80
2x841 lm - 4000K/CRI 80
[2200K available on request.](#)

Climber 275



**Down
Power Led**

21W
1240 lm - 2700K/CRI 80
1344 lm - 3000K/CRI 80
1447 lm - 4000K/CRI 80
[2200K available on request.](#)


**Up&Down
Power Led**

40W
2x1240 lm - 2700K/CRI 80
2x1344 lm - 3000K/CRI 80
2x1447 lm - 4000K/CRI 80
[2200K available on request.](#)

Colori / Colours



01 White



06 Grey



12 Forest Green



18 Deep Brown



30 Black



33 Anthracite

Descrizione / Description

Apparecchio da esterni per installazione a parete con fonte di luce a LED.

Versioni bi-emissione e mono emissione verso il basso.

Corpo in alluminio pressofuso EN AB-47100, a basso contenuto di rame, con alloggiamento ottiche asimmetrico: l'ottica nella parte inferiore è arretrata e protetta da uno scurello per limitare l'abbagliamento molesto e massimizzare il confort visivo. Nella versione bi-emissione, il vetro di chiusura dell'ottica superiore è a filo con il bordo lampada per evitare depositi d'acqua.

I diffusori in vetro microtesturizzato sono incollati per garantire l'impermeabilità, e testurizzati per assicurare l'uniformità del fascio luminoso generato da ogni singolo LED, mantenendo un'ottima efficienza luminosa.

Rivestimento ad alta resistenza: dopo un trattamento di sabbiatura di tutti i componenti per rendere la superficie porosa e garantire una maggiore adesione della vernice, è applicato il rivestimento esterno con un doppio strato con polveri secondo lo standard QUALICOAT. Il primo strato di polvere epossidica dà resistenza chimica e meccanica, il secondo strato di finitura di polvere poliestere assicura resistenza ai raggi UV ed agli agenti atmosferici.

Le superfici verniciate sono trattate con lavaggi alcalini e acidi, risciacquate con acqua demineralizzata e sottoposte a un trattamento di conversione chimica per proteggere contro l'ossidazione.

Luminaire for outdoor use for installation on the wall with LED light supply.

Bi-emission and mono-emission versions pointing downwards.

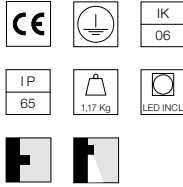
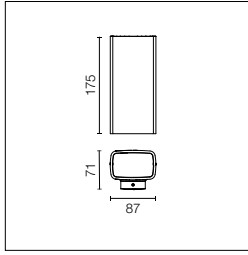
Aluminum die-cast body EN AB-47100, low copper content with asymmetrical optics housing: the optics in the lower part is retracted and protected by a shutter to restrict annoying glare and maximize visual comfort. In the bi-emission version, the glass of the closure of the upper optics is flush with the edge of the light in order to prevent water deposits.

The micro-texturized glass diffusers are glued to ensure water resistance and textured to ensure a uniform light beam generated by each single LED, maintaining excellent luminous efficiency.

High-resistance coating: after a sandblasting treatment of all components to make the surface porous and ensure a greater adhesion of the paint, the external coating is applied with a double layer with epoxy powders according to the QUALICOAT standard. The first layer of epoxy powder gives chemical and mechanical resistance, the second finishing layer of polyester powder ensures resistance to UV rays and atmospheric agents.

The painted surfaces are treated with alkaline and acidic washes, then rinsed with demineralized water, subjected to a chemical conversion treatment to protect against oxidation.

Climber 87 Down



Alimentazione elettrica 110/240V integrata. Dotata di uno spezzone di cavo uscente in neoprene di 80 mm. A richiesta versione mono emissione verso l'alto/ UP.

Integrated 110/240V power supply. Supplied with an 80 mm length outgoing neoprene cable. Upwards, single emission version, available upon request.

2200K disponibile su richiesta.

2200K available on request.

Power Led: 7W - 432 lm ≠ *FIXT 387 lm - 2700K/CRI 80 - 110-240V / 7W - 468 lm ≠ *FIXT 419 lm - 3000K/CRI 80 - 110-240V / 7W - 504 lm ≠ *FIXT 451 lm - 4000K/CRI 80 - 110-240V / *FIXT lm = Spot Optic

Optic Spot

2700K

Non Dimmable

- F1110001.A
- F1110006.A
- F1110012.A
- F1110018.A
- F1110030.A
- F1110033.A
- 1-10V
- F1110001-310.A
- F1110006-310.A
- F1110012-310.A
- F1110018-310.A
- F1110030-310.A
- F1110033-310.A
- Dali
- F1110001-300.A
- F1110006-300.A
- F1110012-300.A
- F1110018-300.A
- F1110030-300.A
- F1110033-300.A

3000K

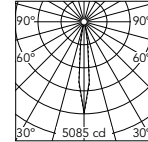
Non Dimmable

- F1112001.A
- F1112006.A
- F1112012.A
- F1112018.A
- F1112030.A
- F1112033.A
- 1-10V
- F1112001-310.A
- F1112006-310.A
- F1112012-310.A
- F1112018-310.A
- F1112030-310.A
- F1112033-310.A
- Dali
- F1112001-300.A
- F1112006-300.A
- F1112012-300.A
- F1112018-300.A
- F1112030-300.A
- F1112033-300.A

4000K

Non Dimmable

- F1114001.A
- F1114006.A
- F1114012.A
- F1114018.A
- F1114030.A
- F1114033.A
- 1-10V
- F1114001-310.A
- F1114006-310.A
- F1114012-310.A
- F1114018-310.A
- F1114030-310.A
- F1114033-310.A
- Dali
- F1114001-300.A
- F1114006-300.A
- F1114012-300.A
- F1114018-300.A
- F1114030-300.A
- F1114033-300.A



Beam Angle: 14°

h(m)	E(lx)	D(m)
1	5085	0.23
2	1271	0.47
3	565	0.70
4	318	0.93
5	203	1.17

@4000K

Optic Flood

2700K

Non Dimmable

- F1111001.A
- F1111006.A
- F1111012.A
- F1111018.A
- F1111030.A
- F1111033.A
- 1-10V
- F1111001-310.A
- F1111006-310.A
- F1111012-310.A
- F1111018-310.A
- F1111030-310.A
- F1111033-310.A
- Dali
- F1111001-300.A
- F1111006-300.A
- F1111012-300.A
- F1111018-300.A
- F1111030-300.A
- F1111033-300.A

3000K

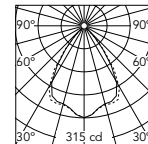
Non Dimmable

- F1113001.A
- F1113006.A
- F1113012.A
- F1113018.A
- F1113030.A
- F1113033.A
- 1-10V
- F1113001-310.A
- F1113006-310.A
- F1113012-310.A
- F1113018-310.A
- F1113030-310.A
- F1113033-310.A
- Dali
- F1113001-300.A
- F1113006-300.A
- F1113012-300.A
- F1113018-300.A
- F1113030-300.A
- F1113033-300.A

4000K

Non Dimmable

- F1115001.A
- F1115006.A
- F1115012.A
- F1115018.A
- F1115030.A
- F1115033.A
- 1-10V
- F1115001-310.A
- F1115006-310.A
- F1115012-310.A
- F1115018-310.A
- F1115030-310.A
- F1115033-310.A
- Dali
- F1115001-300.A
- F1115006-300.A
- F1115012-300.A
- F1115018-300.A
- F1115030-300.A
- F1115033-300.A

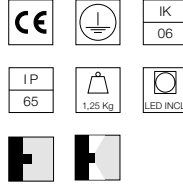
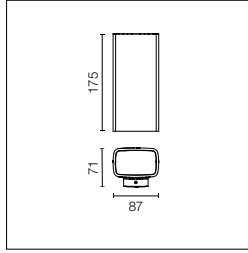


Beam Angle: 70°

h(m)	E(lx)	D(m)
1	315	1.42
2	79	2.85
3	35	4.27
4	20	5.70
5	13	7.12

@4000K

Climber 87 Up&Down



Alimentazione elettrica 110/240V integrata. Dotata di uno spezzone di cavo uscente in neoprene di 80 mm.

Integrated 110/240V power supply. Supplied with an 80 mm length outgoing neoprene cable.

2200K disponibile su richiesta.

2200K available on request.

Power Led: 12W - 2x432 lm ≠ *FIXT 2x392 lm - 2700K/CRI 80 - 110-240V / 12W - 2x468 lm ≠ *FIXT 2x425 lm - 3000K/CRI 80 - 110-240V / 12W - 2x504 lm ≠ *FIXT 2x458 lm - 4000K/CRI 80 - 110-240V / *FIXT lm = Spot Optic

Optic Spot

2700K

Non Dimmable

- F1116001.A
- F1116006.A
- F1116012.A
- F1116018.A
- F1116030.A
- F1116033.A
- 1-10V
- F1116001-310.A
- F1116006-310.A
- F1116012-310.A
- F1116018-310.A
- F1116030-310.A
- F1116033-310.A
- Dali
- F1116001-300.A
- F1116006-300.A
- F1116012-300.A
- F1116018-300.A
- F1116030-300.A
- F1116033-300.A

3000K

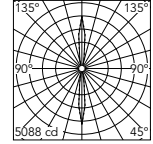
Non Dimmable

- F1118001.A
- F1118006.A
- F1118012.A
- F1118018.A
- F1118030.A
- F1118033.A
- 1-10V
- F1118001-310.A
- F1118006-310.A
- F1118012-310.A
- F1118018-310.A
- F1118030-310.A
- F1118033-310.A
- Dali
- F1118001-300.A
- F1118006-300.A
- F1118012-300.A
- F1118018-300.A
- F1118030-300.A
- F1118033-300.A

4000K

Non Dimmable

- F1120001.A
- F1120006.A
- F1120012.A
- F1120018.A
- F1120030.A
- F1120033.A
- 1-10V
- F1120001-310.A
- F1120006-310.A
- F1120012-310.A
- F1120018-310.A
- F1120030-310.A
- F1120033-310.A
- Dali
- F1120001-300.A
- F1120006-300.A
- F1120012-300.A
- F1120018-300.A
- F1120030-300.A
- F1120033-300.A



Beam Angle DIR: 14°

h(m)	E(lx)	D(m)
1	5088	0.23
2	1272	0.47
3	565	0.70
4	318	0.93
5	204	1.17

5088 cd @4000K

Optic Flood

2700K

Non Dimmable

- F1117001.A
- F1117006.A
- F1117012.A
- F1117018.A
- F1117030.A
- F1117033.A
- 1-10V
- F1117001-310.A
- F1117006-310.A
- F1117012-310.A
- F1117018-310.A
- F1117030-310.A
- F1117033-310.A
- Dali
- F1117001-300.A
- F1117006-300.A
- F1117012-300.A
- F1117018-300.A
- F1117030-300.A
- F1117033-300.A

3000K

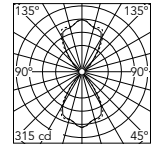
Non Dimmable

- F1119001.A
- F1119006.A
- F1119012.A
- F1119018.A
- F1119030.A
- F1119033.A
- 1-10V
- F1119001-310.A
- F1119006-310.A
- F1119012-310.A
- F1119018-310.A
- F1119030-310.A
- F1119033-310.A
- Dali
- F1119001-300.A
- F1119006-300.A
- F1119012-300.A
- F1119018-300.A
- F1119030-300.A
- F1119033-300.A

4000K

Non Dimmable

- F1121001.A
- F1121006.A
- F1121012.A
- F1121018.A
- F1121030.A
- F1121033.A
- 1-10V
- F1121001-310.A
- F1121006-310.A
- F1121012-310.A
- F1121018-310.A
- F1121030-310.A
- F1121033-310.A
- Dali
- F1121001-300.A
- F1121006-300.A
- F1121012-300.A
- F1121018-300.A
- F1121030-300.A
- F1121033-300.A



Beam Angle DIR: 70°

h(m)	E(lx)	D(m)
1	315	1.42
2	79	2.85
3	35	4.27
4	20	5.70
5	13	7.12


315 cd @4000K

Climber 87: Accessori / Accessories

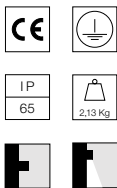
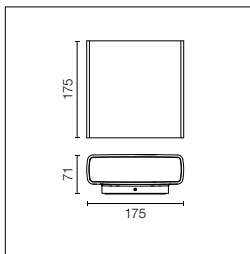
Dispositivo di protezione per il sovraccarico. 275Vac. Corrente massima di scarica 10KA (8/29µs). Massima corrente operativa 5A. Adatto per la connessione in serie. IP66.

Surge protection device. 275Vac. Maximum discharge current 10KA (8/20µs). Maximum operating current 5A. Suitable for series connection. IP66.

F990E00A000



Climber 175 Down



Alimentazione elettrica 110/240V integrata. Dotata di uno spezzone di cavo uscente in neoprene di 80 mm. A richiesta versione mono emissione verso l'alto/ UP.

Integrated 110/240V power supply. Supplied with an 80 mm length outgoing neoprene cable. Upwards, single emission version, available upon request.

2200K disponibile su richiesta.

2200K available on request.

Power Led: 12W - 864 lm ≠ *FIXT 721 lm - 2700K/CRI 80 - 110-240V / 12W - 936 lm ≠ *FIXT 781 lm - 3000K/CRI 80 - 110-240V / 12W - 1008 lm ≠ *FIXT 841 lm - 4000K/CRI 80 - 110-240V
 *FIXT lm = Spot Optic

Optic Spot

2700K

Non Dimmable

- F1140001
 - F1140006
 - F1140012
 - F1140018
 - F1140030
 - F1140033
- 1-10V
- F1140001-310.A
 - F1140006-310.A
 - F1140012-310.A
 - F1140018-310.A
 - F1140030-310.A
 - F1140033-310.A

Dali

- F1140001-300.B
- F1140006-300.B
- F1140012-300.B
- F1140018-300.B
- F1140030-300.B
- F1140033-300.B

3000K

Non Dimmable

- F1142001
 - F1142006
 - F1142012
 - F1142018
 - F1142030
 - F1142033
- 1-10V
- F1142001-310.A
 - F1142006-310.A
 - F1142012-310.A
 - F1142018-310.A
 - F1142030-310.A
 - F1142033-310.A

Dali

- F1142001-300.B
- F1142006-300.B
- F1142012-300.B
- F1142018-300.B
- F1142030-300.B
- F1142033-300.B

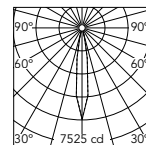
4000K

Non Dimmable

- F1144001
 - F1144006
 - F1144012
 - F1144018
 - F1144030
 - F1144033
- 1-10V
- F1144001-310.A
 - F1144006-310.A
 - F1144012-310.A
 - F1144018-310.A
 - F1144030-310.A
 - F1144033-310.A

Dali

- F1144001-300.B
- F1144006-300.B
- F1144012-300.B
- F1144018-300.B
- F1144030-300.B
- F1144033-300.B



Beam Angle: 14°

h(m)	Elx)	D(m)
1	7525	0.28
2	1881	0.55
3	836	0.83
4	470	1.10
5	301	1.38

@4000K

Optic Flood

2700K

Non Dimmable

- F1141001
 - F1141006
 - F1141012
 - F1141018
 - F1141030
 - F1141033
- 1-10V
- F1141001-310.A
 - F1141006-310.A
 - F1141012-310.A
 - F1141018-310.A
 - F1141030-310.A
 - F1141033-310.A

Dali

- F1141001-300.B
- F1141006-300.B
- F1141012-300.B
- F1141018-300.B
- F1141030-300.B
- F1141033-300.B

3000K

Non Dimmable

- F1143001
 - F1143006
 - F1143012
 - F1143018
 - F1143030
 - F1143033
- 1-10V
- F1143001-310.A
 - F1143006-310.A
 - F1143012-310.A
 - F1143018-310.A
 - F1143030-310.A
 - F1143033-310.A

Dali

- F1143001-300.B
- F1143006-300.B
- F1143012-300.B
- F1143018-300.B
- F1143030-300.B
- F1143033-300.B

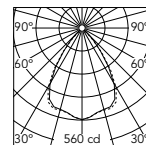
4000K

Non Dimmable

- F1145001
 - F1145006
 - F1145012
 - F1145018
 - F1145030
 - F1145033
- 1-10V
- F1145001-310
 - F1145006-310
 - F1145012-310
 - F1145018-310
 - F1145030-310
 - F1145033-310

Dali

- F1145001-300.A
- F1145006-300.A
- F1145012-300.A
- F1145018-300.A
- F1145030-300.A
- F1145033-300.A

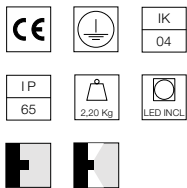
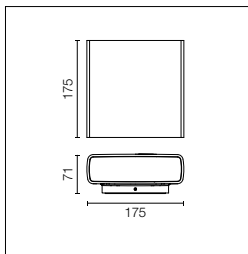


Beam Angle: 70°

h(m)	Elx)	D(m)
1	560	1.41
2	140	2.83
3	62	4.24
4	35	5.65
5	22	7.06

@4000K

Climber 175 Up&Down



Alimentazione elettrica
220/240V integrata. Dotata di
uno spezzone di cavo uscente in
neoprene di 80 mm.

Integrated 220/240V power
supply. Supplied with an 80 mm
length outgoing neoprene cable.

2200K disponibile su richiesta.

2200K available on request.

Power Led: 21W - 2x864 lm ≠ *FIXT 2x739 lm - 2700K/CRI 80 - 220-240V / 21W - 2x936 lm ≠ *FIXT 2x800 lm - 3000K/CRI 80 - 220-240V /
21W - 2x1008 lm ≠ *FIXT 2x862 lm - 4000K/CRI 80 - 220-240V
*FIXT lm = Spot Optic

Optic Spot

2700K

Non Dimmable

- F1146001
- F1146006
- F1146012
- F1146018
- F1146030
- F1146033
- 1-10V
- F1146001-310.A
- F1146006-310.A
- F1146012-310.A
- F1146018-310.A
- F1146030-310.A
- F1146033-310.A
- Dali
- F1146001-300.B
- F1146006-300.B
- F1146012-300.B
- F1146018-300.B
- F1146030-300.B
- F1146033-300.B

3000K

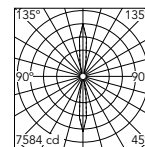
Non Dimmable

- F1148001
- F1148006
- F1148012
- F1148018
- F1148030
- F1148033
- 1-10V
- F1148001-310.A
- F1148006-310.A
- F1148012-310.A
- F1148018-310.A
- F1148030-310.A
- F1148033-310.A
- Dali
- F1148001-300.B
- F1148006-300.B
- F1148012-300.B
- F1148018-300.B
- F1148030-300.B
- F1148033-300.B

4000K

Non Dimmable

- F1150001
- F1150006
- F1150012
- F1150018
- F1150030
- F1150033
- 1-10V
- F1150001-310.A
- F1150006-310.A
- F1150012-310.A
- F1150018-310.A
- F1150030-310.A
- F1150033-310.A
- Dali
- F1150001-300.B
- F1150006-300.B
- F1150012-300.B
- F1150018-300.B
- F1150030-300.B
- F1150033-300.B



Beam Angle DIR: 14°

h(m)	E(lx)	D(m)
1	7584	0.28
2	1896	0.55
3	843	0.83
4	474	1.10
5	303	1.38

@4000K

Optic Flood

2700K

Non Dimmable

- F1147001
- F1147006
- F1147012
- F1147018
- F1147030
- F1147033
- 1-10V
- F1147001-310.A
- F1147006-310.A
- F1147012-310.A
- F1147018-310.A
- F1147030-310.A
- F1147033-310.A
- Dali
- F1147001-300.B
- F1147006-300.B
- F1147012-300.B
- F1147018-300.B
- F1147030-300.B
- F1147033-300.B

3000K

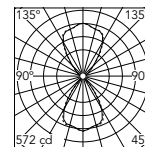
Non Dimmable

- F1149001
- F1149006
- F1149012
- F1149018
- F1149030
- F1149033
- 1-10V
- F1149001-310.A
- F1149006-310.A
- F1149012-310.A
- F1149018-310.A
- F1149030-310.A
- F1149033-310.A
- Dali
- F1149001-300.B
- F1149006-300.B
- F1149012-300.B
- F1149018-300.B
- F1149030-300.B
- F1149033-300.B

4000K

Non Dimmable

- F1151001
- F1151006
- F1151012
- F1151018
- F1151030
- F1151033
- 1-10V
- F1151001-310.A
- F1151006-310.A
- F1151012-310.A
- F1151018-310.A
- F1151030-310.A
- F1151033-310.A
- Dali
- F1151001-300.B
- F1151006-300.B
- F1151012-300.B
- F1151018-300.B
- F1151030-300.B
- F1151033-300.B



Beam Angle DIR: 70°

h(m)	E(lx)	D(m)
1	572	1.41
2	143	2.82
3	64	4.23
4	36	5.64
5	23	7.06


@4000K

Climber 175: Accessori / Accessories

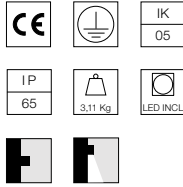
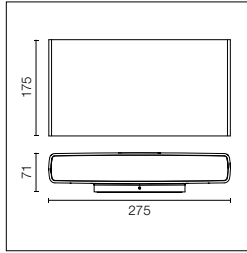
Dispositivo di protezione
per il sovraccarico. 275Vac.
Corrente massima di scarica
10KA (8/29µs). Massima
corrente operativa 5A. Adatto
per la connessione in serie.
IP66.

Surge protection device.
275Vac. Maximum discharge
current 10KA (8/20µs).
Maximum operating current
5A. Suitable for series
connection. IP66.

F990E00A000



Climber 275 Down



Alimentazione elettrica 110/240V integrata. Dotata di uno spezzone di cavo uscente in neoprene di 80 mm. A richiesta versione mono emissione verso l'alto/ UP.

Integrated 110/240V power supply. Supplied with an 80 mm length outgoing neoprene cable. Upwards, single emission version, available upon request.

2200K disponibile su richiesta.

2200K available on request.

Power Led: 21W - 1728 lm ≠ *FIXT 1240 lm - 2700K/CRI 80 - 220-240V / 21W - 1872 lm ≠ *FIXT 1344 lm - 3000K/CRI 80 - 220-240V /
 21W - 2016 lm ≠ *FIXT 1447 lm - 4000K/CRI 80 - 220-240V
 *FIXT lm = Spot Optic

Optic Spot

2700K

Non Dimmable

- F1170001
- F1170006
- F1170012
- F1170018
- F1170030
- F1170033
- 1-10V
- F1170001-310
- F1170006-310
- F1170012-310
- F1170018-310
- F1170030-310
- F1170033-310

Dali

- F1170001-300
- F1170006-300
- F1170012-300
- F1170018-300
- F1170030-300
- F1170033-300

3000K

Non Dimmable

- F1172001
- F1172006
- F1172012
- F1172018
- F1172030
- F1172033
- 1-10V
- F1172001-310
- F1172006-310
- F1172012-310
- F1172018-310
- F1172030-310
- F1172033-310

Dali

- F1172001-300.A
- F1172006-300.A
- F1172012-300.A
- F1172018-300.A
- F1172030-300.A
- F1172033-300.A

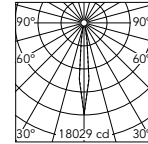
4000K

Non Dimmable

- F1174001
- F1174006
- F1174012
- F1174018
- F1174030
- F1174033
- 1-10V
- F1174001-310
- F1174006-310
- F1174012-310
- F1174018-310
- F1174030-310
- F1174033-310

Dali

- F1174001-300
- F1174006-300
- F1174012-300
- F1174018-300
- F1174030-300
- F1174033-300



Beam Angle: 14°

h(m)	Et(x)	D(m)
1	18029	0.22
2	4507	0.44
3	2003	0.66
4	1127	0.87
5	721	1.09

@4000K

Optic Flood

2700K

Non Dimmable

- F1171001
- F1171006
- F1171012
- F1171018
- F1171030
- F1171033
- 1-10V
- F1171001-310.A
- F1171006-310.A
- F1171012-310.A
- F1171018-310.A
- F1171030-310.A
- F1171033-310.A

Dali

- F1171001-300.A
- F1171006-300.A
- F1171012-300.A
- F1171018-300.A
- F1171030-300.A
- F1171033-300.A

3000K

Non Dimmable

- F1173001
- F1173006
- F1173012
- F1173018
- F1173030
- F1173033
- 1-10V
- F1173001-310.A
- F1173006-310.A
- F1173012-310.A
- F1173018-310.A
- F1173030-310.A
- F1173033-310.A

Dali

- F1173001-300.A
- F1173006-300.A
- F1173012-300.A
- F1173018-300.A
- F1173030-300.A
- F1173033-300.A

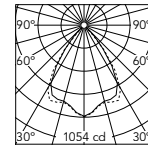
4000K

Non Dimmable

- F1175001
- F1175006
- F1175012
- F1175018
- F1175030
- F1175033
- 1-10V
- F1175001-310
- F1175006-310
- F1175012-310
- F1175018-310
- F1175030-310
- F1175033-310

Dali

- F1175001-300.A
- F1175006-300.A
- F1175012-300.A
- F1175018-300.A
- F1175030-300.A
- F1175033-300.A

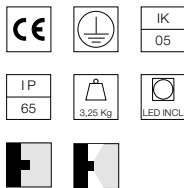
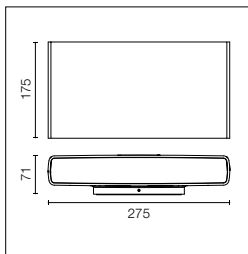


Beam Angle: 70°

h(m)	Et(x)	D(m)
1	1054	1.45
2	263	2.89
3	117	4.34
4	66	5.78
5	42	7.23

@4000K

Climber 275 Up&Down



Alimentazione elettrica
220/240V integrata. Dotata di
uno spezzone di cavo uscente in
neoprene di 80 mm.

Integrated 220/240V power
supply. Supplied with an 80 mm
length outgoing neoprene cable.

2200K disponibile su richiesta.

2200K available on request.

Power Led: 40W - 2x1728 lm ≠ *FIXT 2x1264 lm - 2700K/CRI 80 - 220-240V / 40W - 2x1872 lm ≠ *FIXT 2x1370 lm - 3000K/CRI 80 - 220-240V /
40W - 2x2016 lm ≠ *FIXT 2x1475 lm - 4000K/CRI 80 - 220-240V
*FIXT lm = Spot Optic

Optic Spot

2700K

Non Dimmable

- F1176001
- F1176006
- F1176012
- F1176018
- F1176030
- F1176033

1-10V

- F1176001-310
- F1176006-310
- F1176012-310
- F1176018-310
- F1176030-310
- F1176033-310

Dali

- F1176001-300.A
- F1176006-300.A
- F1176012-300.A
- F1176018-300.A
- F1176030-300.A
- F1176033-300.A

3000K

Non Dimmable

- F1178001
- F1178006
- F1178012
- F1178018
- F1178030
- F1178033

1-10V

- F1178001-310.A
- F1178006-310.A
- F1178012-310.A
- F1178018-310.A
- F1178030-310.A
- F1178033-310.A

Dali

- F1178001-300.A
- F1178006-300.A
- F1178012-300.A
- F1178018-300.A
- F1178030-300.A
- F1178033-300.A

4000K

Non Dimmable

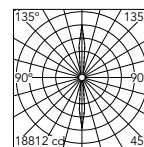
- F1180001
- F1180006
- F1180012
- F1180018
- F1180030
- F1180033

1-10V

- F1180001-310.A
- F1180006-310.A
- F1180012-310.A
- F1180018-310.A
- F1180030-310.A
- F1180033-310.A

Dali

- F1180001-300.A
- F1180006-300.A
- F1180012-300.A
- F1180018-300.A
- F1180030-300.A
- F1180033-300.A



Beam Angle DIR: 14°

18812 cd

@4000K

Optic Flood

2700K

Non Dimmable

- F1177001
- F1177006
- F1177012
- F1177018
- F1177030
- F1177033

1-10V

- F1177001-310.A
- F1177006-310.A
- F1177012-310.A
- F1177018-310.A
- F1177030-310.A
- F1177033-310.A

Dali

- F1177001-300.A
- F1177006-300.A
- F1177012-300.A
- F1177018-300.A
- F1177030-300.A
- F1177033-300.A

3000K

Non Dimmable

- F1179001
- F1179006
- F1179012
- F1179018
- F1179030
- F1179033

1-10V

- F1179001-310.A
- F1179006-310.A
- F1179012-310.A
- F1179018-310.A
- F1179030-310.A
- F1179033-310.A

Dali

- F1179001-300.A
- F1179006-300.A
- F1179012-300.A
- F1179018-300.A
- F1179030-300.A
- F1179033-300.A

4000K

Non Dimmable

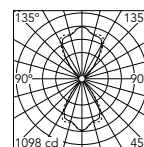
- F1181001
- F1181006
- F1181012
- F1181018
- F1181030
- F1181033

1-10V

- F1181001-310.A
- F1181006-310.A
- F1181012-310.A
- F1181018-310.A
- F1181030-310.A
- F1181033-310.A

Dali

- F1181001-300.A
- F1181006-300.A
- F1181012-300.A
- F1181018-300.A
- F1181030-300.A
- F1181033-300.A



Beam Angle DIR: 70°

1098 cd


@4000K

Climber 275: Accessori / Accessories

Dispositivo di protezione
per il sovraccarico. 275Vac.
Corrente massima di scarica
10KA (8/29µs). Massima
corrente operativa 5A. Adatto
per la connessione in serie.
IP66.

Surge protection device.
275Vac. Maximum discharge
current 10KA (8/20µs).
Maximum operating current
5A. Suitable for series
connection. IP66.

F990E00A000




Heavy Metal





Heavy Metal Spot





Heavy Metal Wall 1

Famiglia / Family

Heavy Metal Spot 1




Power Led

up to 3,4W
up to 138 lm - 2700K/CRI 80
up to 149 lm - 3000K/CRI 80
up to 155 lm - 4000K/CRI 80
* Net lumen output
2200K available on request.

Power Led

up to 4,5W
up to 246 lm - 2700K/CRI 80
up to 267 lm - 3000K/CRI 80
up to 277 lm - 4000K/CRI 80
* Net lumen output
2200K available on request.

Heavy Metal Spot 2



Power Led

up to 5,9W
up to 364 lm - 2700K/CRI 80
up to 395 lm - 3000K/CRI 80
up to 410 lm - 4000K/CRI 80
* Net lumen output
2200K available on request.

Heavy Metal Wall 1



Power Led

up to 3,4W
up to 138 lm - 2700K/CRI 80
up to 149 lm - 3000K/CRI 80
up to 155 lm - 4000K/CRI 80
* Net lumen output
2200K available on request.

Power Led

up to 4,5W
up to 246 lm - 2700K/CRI 80
up to 267 lm - 3000K/CRI 80
up to 277 lm - 4000K/CRI 80
* Net lumen output
2200K available on request.

Heavy Metal Wall 2 Mono / Double



Power Led

up to 3,4W
up to 138 lm - 2700K/CRI 80
up to 149 lm - 3000K/CRI 80
up to 155 lm - 4000K/CRI 80
* Net lumen output
2200K available on request.

Power Led

up to 4,5W
up to 246 lm - 2700K/CRI 80
up to 267 lm - 3000K/CRI 80
up to 277 lm - 4000K/CRI 80
* Net lumen output
2200K available on request.

Power Led

up to 6,8W
up to 2x138 lm - 2700K/CRI 80
up to 2x149 lm - 3000K/CRI 80
up to 2x155 lm - 4000K/CRI 80
* Net lumen output
2200K available on request.

Power Led

up to 9W
up to 2x246 lm - 2700K/CRI 80
up to 2x267 lm - 3000K/CRI 80
up to 2x277 lm - 4000K/CRI 80
* Net lumen output
2200K available on request.

Heavy Metal Wall 3 Mono / Double



Mid-Power Led

up to 2,5W
up to 125 lm - 2700K/CRI 80
up to 134 lm - 3000K/CRI 80
up to 142 lm - 4000K/CRI 80
* Net lumen output
2200K available on request.

Mid-Power Led

up to 5W
up to 2x125 lm - 2700K/CRI 80
up to 2x134 lm - 3000K/CRI 80
up to 2x142 lm - 4000K/CRI 80
* Net lumen output
2200K available on request.


Colori / Colours



01 White



06 Grey



12 Forest Green



18 Deep Brown



30 Black



33 Anthracite

Famiglia completa di apparecchi di illuminazione con sorgente luminosa a LED, in differenti finiture con rivestimento a doppio strato di polveri e sottoposte a trattamento di conversione chimica superficiale per una elevata resistenza alla corrosione. Le viterie di fissaggio sono in acciaio inox AISI 316L.

Heavy Metal Spot

Proiettore ultracompatto orientabile predisposto per installazione a soffitto, a parete e a terra con picchetto da ordinare separatamente. Disponibile in due tagli dimensionali (50x50 mm e 70x70 mm) e differenti fasci di apertura per coprire molteplici richieste illuminotecniche. Corpo in alluminio tornito lega EN AW 6060 e staffa di fissaggio in acciaio inox AISI 316L, verniciata coerentemente alla finitura apparecchio per un perfetto abbinamento. La staffa permette una orientabilità di 180° sull'asse verticale e una minima orientabilità di 20° sull'asse orizzontale per direzionare il fascio in base alle esigenze. Diffusore in vetro extrachiaro con bordo serigrafato, fissato attraverso un sistema di incollaggio robotizzato. Apparecchio in 24V dc, necessita di alimentatore remoto da ordinare separatamente.

Heavy Metal Wall 1

Apparecchio installabile a parete. Disponibile con emissione luminosa monodirezionale e con differenti fasci di apertura per coprire molteplici richieste illuminotecniche. Corpo in alluminio tornito lega EN AW 6060, piastra di fissaggio a parete in acciaio inox AISI 316L. Diffusore in vetro extra chiaro con bordo serigrafato, fissato attraverso un sistema di incollaggio robotizzato. Apparecchio in 24V dc, necessita di alimentatore remoto da ordinare separatamente.

Heavy Metal Wall 2

Apparecchio installabile a parete. Disponibile con emissione luminosa monodirezionale o bidirezionale, con differenti fasci di apertura per coprire molteplici esigenze illuminotecniche. Corpo in alluminio tornito lega EN AW 6060, piastra di fissaggio a parete in acciaio inox AISI 316L. Diffusore in vetro extra chiaro con bordo serigrafato, fissato attraverso un sistema di incollaggio robotizzato. Apparecchio in 24V dc, necessita di alimentatore remoto da ordinare separatamente.

Heavy Metal Wall 3

Apparecchio installabile a parete. Disponibile con emissione luminosa monodirezionale o bidirezionale, con fascio di apertura luminoso morbido e diffuso. Corpo in alluminio tornito lega EN AW 6060, piastra di fissaggio a parete in acciaio inox AISI 316L. Diffusore in vetro sabbiato con bordo serigrafato, fissato attraverso un sistema di incollaggio robotizzato. Apparecchio in 24V dc, necessita di alimentatore remoto da ordinare separatamente. Per una installazione più agevole è disponibile la cassaforma opzionale (scatola di derivazione 3 moduli modello 503) dove poter anche alloggiare un singolo alimentatore IP 65.

Complete family of luminaries with LED light source, available in different finishes with a double layer coating and a chemical conversion surface treatment to guarantee high resistance to corrosion. The fixing screws are made of AISI 316L stainless steel.

Heavy Metal Spot

Ultra-compact, adjustable projector, designed for ground, wall or ceiling installation, and a post to be ordered separately. Available in two sizes (50x50 mm and 70x70 mm) and with different beam angles to meet different lighting requirements. Turned aluminium structure, EN AW 6060 alloy and AISI 316L stainless steel fixing bracket matching the luminaire finishes for a perfect overall look. The fixing bracket allows an orientation of 180° on the vertical axis and an orientation of less than 20° on the horizontal axis in order to direct the light beam according to requirements. Extra clear glass diffuser with silkscreen border, fixed through a robotic gluing system 24V dc luminaire powered by a remote power supply to be ordered separately.

Heavy Metal Wall 1

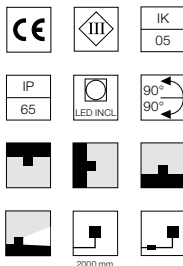
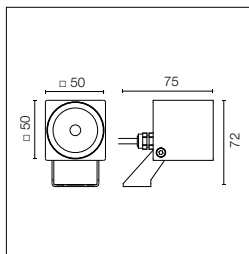
Wall luminaire. Available with monodirectional or bidirectional light emission and with different beam angles to meet different lighting requirements. Turned aluminium body, EN AW 6060 alloy. Stainless steel AISI 316L wall fixing plate. Extra clear glass diffuser with silkscreen border, fixed through a robotic gluing system. 24V dc luminaire powered by a remote power supply to be ordered separately.

Heavy Metal Wall 2

Wall luminaire. Available with monodirectional or bidirectional light emission and with different beam angles to meet different lighting requirements. Turned aluminium body, EN AW 6060 alloy. Stainless steel AISI 316L wall fixing plate. Extra clear glass diffuser with silkscreen border, fixed through a robotic gluing system. 24V dc luminaire powered by a remote power supply to be ordered separately.

Heavy Metal Wall 3

Wall luminaire. Available with monodirectional or bidirectional light emission and a smooth and diffuse beam angle. Turned aluminium body, EN AW 6060 alloy. Stainless steel AISI 316L wall fixing plate. Frosted glass diffuser with silkscreen border, fixed through a robotic gluing system. 24V dc luminaire powered by a remote power supply to be ordered separately. For easy installation, a 3 modules junction box (model 503), where a single IP 65 power supply can also be placed, is available as an option.



Sorgente luminosa a LED inclusa. Alimentazione elettrica remota 24V dc ON/OFF da ordinare separatamente. Staffa di fissaggio a parete inclusa. Dotato di spezzone di cavo uscente in neoprene di 250 mm e kit con connettori crimp e guaina termorestringente adesiva per connessione a tenuta stagna. Vetro trasparente extrachiaro.

LED source included. Electric remote 24V dc ON/OFF power supply to be ordered separately. Wall fixing bracket included. The luminaire is equipped with a protruding, neoprene, 250 mm cable and a wiring kit with crimp connectors and adhesive heat-shrink tubing guaranteeing the water tightness of the connection. Extra clear transparent glass.

2200K disponibile su richiesta.

2200K available on request.

Optic Spot 10°

Power Led: 3,4W - 199 lm ≠ OUTPUT 138 lm - 2700K/CRI 80 - 24Vdc / 3,4W - 215 lm ≠ OUTPUT 149 lm - 3000K/CRI 80 - 24Vdc / 3,4W - 224 lm ≠ OUTPUT 155 lm - 4000K/CRI 80 - 24Vdc

2700K

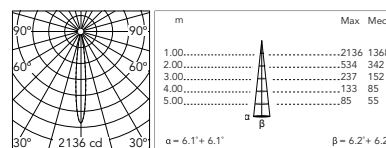
- FA50900501
- FA50900506
- FA50900512
- FA50900518
- FA50900530
- FA50900533

3000K

- FA50900301
- FA50900306
- FA50900312
- FA50900318
- FA50900330
- FA50900333

4000K

- FA50900201
- FA50900206
- FA50900212
- FA50900218
- FA50900230
- FA50900233



@ 3000K

Optic Medium 30°

Power Led: 3,4W - 199 lm ≠ OUTPUT 121 lm - 2700K/CRI 80 - 24Vdc / 3,4W - 215 lm ≠ OUTPUT 131 lm - 3000K/CRI 80 - 24Vdc / 3,4W - 224 lm ≠ OUTPUT 136 lm - 4000K/CRI 80 - 24Vdc

2700K

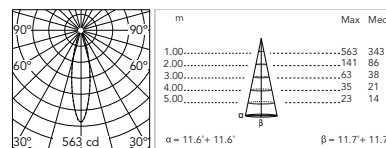
- FA50901501
- FA50901506
- FA50901512
- FA50901518
- FA50901530
- FA50901533

3000K

- FA50901301
- FA50901306
- FA50901312
- FA50901318
- FA50901330
- FA50901333

4000K

- FA50901201
- FA50901206
- FA50901212
- FA50901218
- FA50901230
- FA50901233



@ 3000K

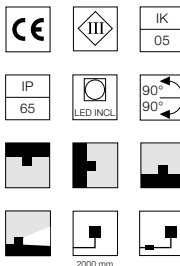
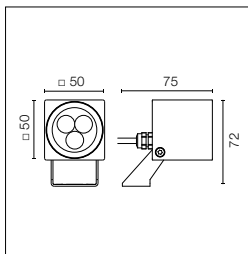
* Numero massimo di apparecchi per alimentatore / Maximum number of luminaires per power supply.

Numero massimo di apparecchi per alimentatore (Vin220÷240). Dati indicativi da verificare con le specifiche condizioni di installazione.

Maximum number of luminaires per power supply. (220÷240 V). These data must be checked taking into account the specific installation conditions.

Acc. RF25754	1
Acc. RF25748	1
Acc. RF25747	2
Acc. RF25757	2

Acc. RF25752	3
Acc. F990B28A000	9
Acc. F990B27A000	17



Sorgente luminosa a LED inclusa. Alimentazione elettrica remota 24V dc ON/OFF da ordinare separatamente. Staffa di fissaggio a parete inclusa. Dotato di spezzone di cavo uscente in neoprene di 250 mm e kit con connettori crimp e guaina termorestringente adesiva per connessione a tenuta stagna. Vetro trasparente extrachiario.

LED source included. Electric remote 24V dc ON/OFF power supply to be ordered separately. Wall fixing bracket included. The luminaire is equipped with a protruding, neoprene, 250 mm cable and a wiring kit with crimp connectors and adhesive heat-shrink tubing guaranteeing the water tightness of the connection. Extra clear transparent glass.

2200K disponibile su richiesta.

2200K available on request.

Optic Spot 10°

Power Led: 4,5W - 331 lm ≠ OUTPUT 246 lm - 2700K/CRI 80 - 24Vdc / 4,5W - 359 lm ≠ OUTPUT 267 lm - 3000K/CRI 80 - 24Vdc / 4,5W - 373 lm ≠ OUTPUT 277 lm - 4000K/CRI 80 - 24Vdc

2700K

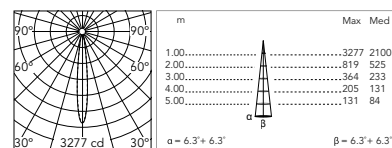
- FA50902501
- FA50902506
- FA50902512
- FA50902518
- FA50902530
- FA50902533

3000K

- FA50902301
- FA50902306
- FA50902312
- FA50902318
- FA50902330
- FA50902333

4000K

- FA50902201
- FA50902206
- FA50902212
- FA50902218
- FA50902230
- FA50902233



@ 3000K

Optic Medium 30°

Power Led: 4,5W - 331 lm ≠ OUTPUT 218 lm - 2700K/CRI 80 - 24Vdc / 4,5W - 359 lm ≠ OUTPUT 236 lm - 3000K/CRI 80 - 24Vdc / 4,5W - 373 lm ≠ OUTPUT 245 lm - 4000K/CRI 80 - 24Vdc

2700K

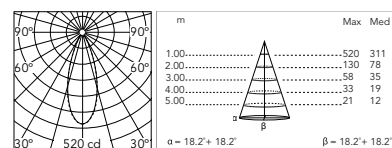
- FA50903501
- FA50903506
- FA50903512
- FA50903518
- FA50903530
- FA50903533

3000K

- FA50903301
- FA50903306
- FA50903312
- FA50903318
- FA50903330
- FA50903333

4000K

- FA50903201
- FA50903206
- FA50903212
- FA50903218
- FA50903230
- FA50903233



@ 3000K

* Numero massimo di apparecchi per alimentatore / Maximum number of luminaires per power supply.

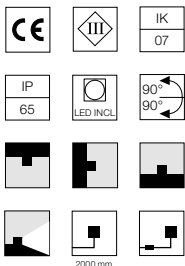
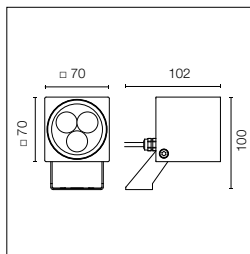
Numero massimo di apparecchi per alimentatore (Vin220±240). Dati indicativi da verificare con le specifiche condizioni di installazione.

Maximum number of luminaires per power supply. (220±240 V). These data must be checked taking into account the specific installation conditions.

Acc. RF25754	1
Acc. RF25748	1
Acc. RF25747	2

Acc. RF25757	2
Acc. F990B28A000	7
Acc. F990B27A000	14

Heavy Metal Spot 2



Sorgente luminosa a LED inclusa. Alimentazione elettrica remota 24V dc ON/OFF da ordinare separatamente. Staffa di fissaggio a parete inclusa. Dotato di spezzone di cavo uscente in neoprene di 250 mm e kit con connettori crimp e guaina termorestringente adesiva per connessione a tenuta stagna. Vetro trasparente extrachiaro.

LED source included. Electric remote 24V dc ON/OFF power supply to be ordered separately. Wall fixing bracket included. The luminaire is equipped with a protruding, neoprene, 250 mm cable and a wiring kit with crimp connectors and adhesive heat-shrink tubing guaranteeing the water tightness of the connection. Extra clear transparent glass.

2200K disponibile su richiesta.

2200K available on request.

Optic Spot 10°

Power Led: 5,9W - 431 lm ≠ OUTPUT 359 lm - 2700K/CRI 80 - 24Vdc / 5,9W - 466 lm ≠ OUTPUT 389 lm - 3000K/CRI 80 - 24Vdc / 5,9W - 484 lm ≠ OUTPUT 404 lm - 4000K/CRI 80 - 24Vdc

2700K

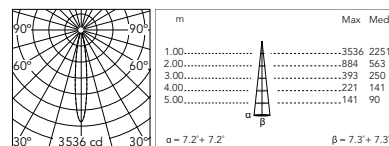
- FA50904501
- FA50904506
- FA50904512
- FA50904518
- FA50904530
- FA50904533

3000K

- FA50904301
- FA50904306
- FA50904312
- FA50904318
- FA50904330
- FA50904333

4000K

- FA50904201
- FA50904206
- FA50904212
- FA50904218
- FA50904230
- FA50904233



@ 3000K

Optic Medium 30°

Power Led: 5,9W - 431 lm ≠ OUTPUT 364 lm - 2700K/CRI 80 - 24Vdc / 5,9W - 466 lm ≠ OUTPUT 395 lm - 3000K/CRI 80 - 24Vdc / 5,9W - 484 lm ≠ OUTPUT 410 lm - 4000K/CRI 80 - 24Vdc

2700K

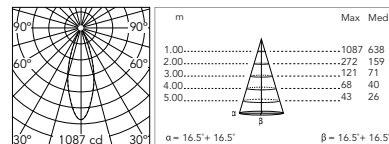
- FA50906501
- FA50906506
- FA50906512
- FA50906518
- FA50906530
- FA50906533

3000K

- FA50906301
- FA50906306
- FA50906312
- FA50906318
- FA50906330
- FA50906333

4000K

- FA50906201
- FA50906206
- FA50906212
- FA50906218
- FA50906230
- FA50906233



@ 3000K

Optic Flood 50°

Power Led: 5,9W - 431 lm ≠ OUTPUT 329 lm - 2700K/CRI 80 - 24Vdc / 5,9W - 466 lm ≠ OUTPUT 357 lm - 3000K/CRI 80 - 24Vdc / 5,9W - 484 lm ≠ OUTPUT 371 lm - 4000K/CRI 80 - 24Vdc

2700K

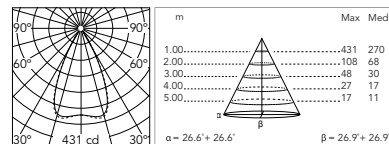
- FA50905501
- FA50905506
- FA50905512
- FA50905518
- FA50905530
- FA50905533

3000K

- FA50905301
- FA50905306
- FA50905312
- FA50905318
- FA50905330
- FA50905333

4000K

- FA50905201
- FA50905206
- FA50905212
- FA50905218
- FA50905230
- FA50905233



@ 3000K

* Numero massimo di apparecchi per alimentatore / Maximum number of luminaires per power supply.

Numero massimo di apparecchi per alimentatore (Vin220÷240). Dati indicativi da verificare con le specifiche condizioni di installazione.

Maximum number of luminaires per power supply. (220÷240 V). These data must be checked taking into account the specific installation conditions.

Acc. RF25747	1
Acc. RF25757	1
Acc. RF25752	2

Acc. F990B28A000	6
Acc. F990B27A000	12

Heavy Metal Spot: Accessori / Accessories

Picchetto per installazione a terra.

Ground spike.

FA136

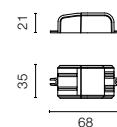


Heavy Metal Spot: Driver / Drivers

Alimentatore doppia funzione
Vout 24Vdc: 8W/100÷240V
Iout 350ma: 6x1W/100÷240V
IP20 Classe II Selv Eq.

Power supply dual function
Vout 24Vdc: 8W/100÷240V
Iout 350ma: 6x1W/100÷240V
IP20 Class II Selv Eq.

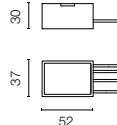
*RF25754



Alimentatore 24V 8W / 110-240V IP65 Classe II selv.

Power supply 24V 8W / 110-240V IP65 Class II selv.

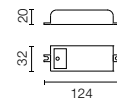
*RF25748



Alimentatore 24V 10W / 110-240V IP20 Classe II selv.

Power supply 24V 10W / 110-240V IP20 Class II selv.

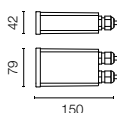
*RF25747



Alimentatore 24V 10W / 110-240V IP67 Classe II selv.

Power supply 24V 10W / 110-240V IP67 Class II selv.

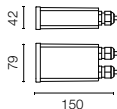
*RF25757



Alimentatore per installazione remota 24Vdc 20W / 220-240V IP67 Classe II selv.

Power supply for remote installation 24Vdc 20W / 220-240V IP67 Class II selv.

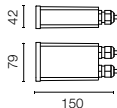
*RF25752



Alimentatore 24Vdc 35W / 120-270V IP67 Classe II selv.

Power supply 24Vdc 35W / 120-270V IP67 Class II selv.

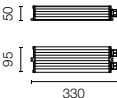
F990B23AZ00



Alimentatore 24Vdc 50W / 120-240V IP67 Classe II selv.

Power supply 24Vdc 50W / 120-240V IP67 Class II selv.

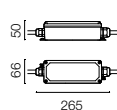
*F990B28A000

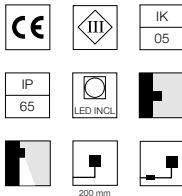
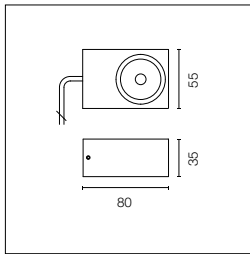


Alimentatore 24Vdc 70W / 220-240V IP67 Classe II selv.

Power supply 24Vdc 70W / 220-240V IP67 Class II selv.

*F990B27A000





Sorgente luminosa a LED inclusa. Alimentazione elettrica remota 24V dc ON/OFF da ordinare separatamente. Staffa di fissaggio a parete inclusa. Dotato di spezzone di cavo uscente in neoprene di 250 mm e kit con connettori crimp e guaina termorestringente adesiva per connessione a tenuta stagna. Vetro trasparente extrachiaro.

LED source included. Electric remote 24V dc ON/OFF power supply to be ordered separately. Wall fixing bracket included. The luminaire is equipped with a protruding, neoprene, 250 mm cable and a wiring kit with crimp connectors and adhesive heat-shrink tubing guaranteeing the water tightness of the connection. Extra clear transparent glass.

2200K disponibile su richiesta.

2200K available on request.

Optic Spot 10°

Power Led: 3,4W - 199 lm ≠ OUTPUT 138 lm - 2700K/CRI 80 - 24Vdc / 3,4W - 215 lm ≠ OUTPUT 149 lm - 3000K/CRI 80 - 24Vdc / 3,4W - 224 lm ≠ OUTPUT 155 lm - 4000K/CRI 80 - 24Vdc

2700K

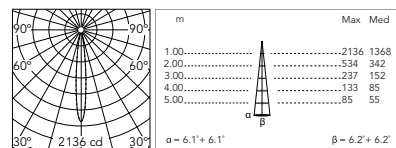
- FA50800501
- FA50800506
- FA50800512
- FA50800518
- FA50800530
- FA50800533

3000K

- FA50800301
- FA50800306
- FA50800312
- FA50800318
- FA50800330
- FA50800333

4000K

- FA50800201
- FA50800206
- FA50800212
- FA50800218
- FA50800230
- FA50800233



@ 3000K

Optic Medium 30°

Power Led: 3,4W - 199 lm ≠ OUTPUT 121 lm - 2700K/CRI 80 - 24Vdc / 3,4W - 215 lm ≠ OUTPUT 131 lm - 3000K/CRI 80 - 24Vdc / 3,4W - 224 lm ≠ OUTPUT 136 lm - 4000K/CRI 80 - 24Vdc

2700K

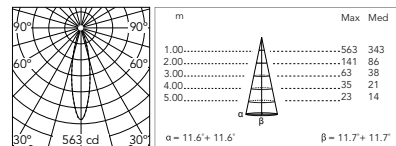
- FA50801501
- FA50801506
- FA50801512
- FA50801518
- FA50801530
- FA50801533

3000K

- FA50801301
- FA50801306
- FA50801312
- FA50801318
- FA50801330
- FA50801333

4000K

- FA50801201
- FA50801206
- FA50801212
- FA50801218
- FA50801230
- FA50801233



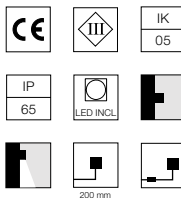
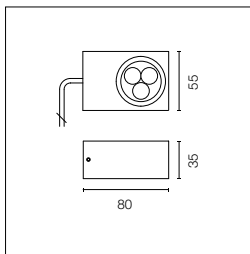

@ 3000K

* Numero massimo di apparecchi per alimentatore / Maximum number of luminaires per power supply.

Numero massimo di apparecchi per alimentatore (Vin220÷240). Dati indicativi da verificare con le specifiche condizioni di installazione.

Maximum number of luminaires per power supply. (220÷240 V). These data must be checked taking into account the specific installation conditions.

Acc. RF25754	1	Acc. RF25752	3
Acc. RF25748	1	Acc. F990B28A000	9
Acc. RF25747	2	Acc. F990B27A000	17
Acc. RF25757	2		



Sorgente luminosa a LED inclusa. Alimentazione elettrica remota 24V dc ON/OFF da ordinare separatamente. Staffa di fissaggio a parete inclusa. Dotato di spezzone di cavo uscente in neoprene di 250 mm e kit con connettori crimp e guaina termorestringente adesiva per connessione a tenuta stagna. Vetro trasparente extrachiario.

LED source included. Electric remote 24V dc ON/OFF power supply to be ordered separately. Wall fixing bracket included. The luminaire is equipped with a protruding, neoprene, 250 mm cable and a wiring kit with crimp connectors and adhesive heat-shrink tubing guaranteeing the water tightness of the connection. Extra clear transparent glass.

2200K disponibile su richiesta.

2200K available on request.

Optic Spot 10°

Power Led: 4,5W - 331 lm ≠ OUTPUT 246 lm - 2700K/CRI 80 - 24Vdc / 4,5W - 359 lm ≠ OUTPUT 267 lm - 3000K/CRI 80 - 24Vdc / 4,5W - 373 lm ≠ OUTPUT 277 lm - 4000K/CRI 80 - 24Vdc

2700K

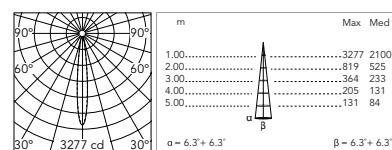
- FA50802501
- FA50802506
- FA50802512
- FA50802518
- FA50802530
- FA50802533

3000K

- FA50802301
- FA50802306
- FA50802312
- FA50802318
- FA50802330
- FA50802333

4000K

- FA50802201
- FA50802206
- FA50802212
- FA50802218
- FA50802230
- FA50802233



@ 3000K

Optic Medium 30°

Power Led: 4,5W - 331 lm ≠ OUTPUT 218 lm - 2700K/CRI 80 - 24Vdc / 4,5W - 359 lm ≠ OUTPUT 236 lm - 3000K/CRI 80 - 24Vdc / 4,5W - 373 lm ≠ OUTPUT 245 lm - 4000K/CRI 80 - 24Vdc

2700K

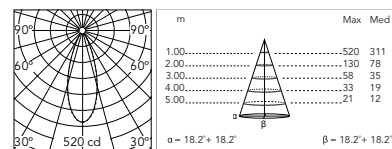
- FA50803501
- FA50803506
- FA50803512
- FA50803518
- FA50803530
- FA50803533

3000K

- FA50803301
- FA50803306
- FA50803312
- FA50803318
- FA50803330
- FA50803333

4000K

- FA50803201
- FA50803206
- FA50803212
- FA50803218
- FA50803230
- FA50803233


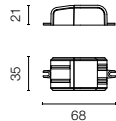

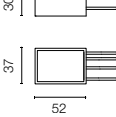

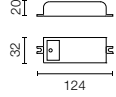

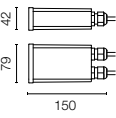

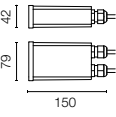

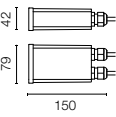

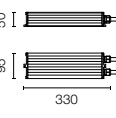

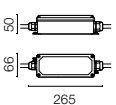


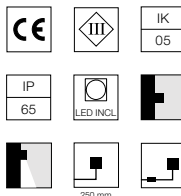
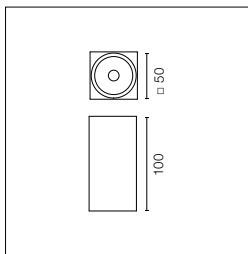
@ 3000K

* Numero massimo di apparecchi per alimentatore / Maximum number of luminaires per power supply.

Numero massimo di apparecchi per alimentatore (Vin220÷240). Dati indicativi da verificare con le specifiche condizioni di installazione.	Maximum number of luminaires per power supply. (220÷240 V). These data must be checked taking into account the specific installation conditions.	Acc. RF25754	1	Acc. RF25757	2
		Acc. RF25748	1	Acc. F990B28A000	7
		Acc. RF25747	2	Acc. F990B27A000	14

Heavy Metal Wall 1: Driver / Drivers

Alimentatore doppia funzione Vout 24Vdc: 8W/100÷240V Iout 350ma: 6x1W/100÷240V IP20 Classe II Selv Eq.	Power supply dual function Vout 24Vdc: 8W/100÷240V Iout 350ma: 6x1W/100÷240V IP20 Class II Selv Eq.	*RF25754		
Alimentatore 24V 8W / 110-240V IP65 Classe II selv.	Power supply 24V 8W / 110-240V IP65 Class II selv.	*RF25748		
Alimentatore 24V 10W / 110-240V IP20 Classe II selv.	Power supply 24V 10W / 110-240V IP20 Class II selv.	*RF25747		
Alimentatore 24V 10W / 110-240V IP67 Classe II selv.	Power supply 24V 10W / 110-240V IP67 Class II selv.	*RF25757		
Alimentatore per installazione remota 24Vdc 20W / 220-240V IP67 Classe II selv.	Power supply for remote installation 24Vdc 20W / 220-240V IP67 Class II selv.	Heavy Metal Wall 1 2,2W *RF25752		
Alimentatore 24Vdc 35W / 120-270V IP67 Classe II selv.	Power supply 24Vdc 35W / 120-270V IP67 Class II selv.	F990B23AZ00		
Alimentatore 24Vdc 50W / 120-240V IP67 Classe II selv.	Power supply 24Vdc 50W / 120-240V IP67 Class II selv.	*F990B28A000		
Alimentatore 24Vdc 70W / 220-240V IP67 Classe II selv.	Power supply 24Vdc 70W / 220-240V IP67 Class II selv.	*F990B27A000		



Sorgente luminosa a LED inclusa. Alimentazione elettrica remota 24V dc ON/OFF da ordinare separatamente. Staffa di fissaggio a parete inclusa. Dotato di spezzone di cavo uscente in neoprene di 250 mm e kit con connettori crimp e guaina termorestringente adesiva per connessione a tenuta stagna. Vetro trasparente extrachiario.

LED source included. Electric remote 24V dc ON/OFF power supply to be ordered separately. Wall fixing bracket included. The luminaire is equipped with a protruding, neoprene, 250 mm cable and a wiring kit with crimp connectors and adhesive heat-shrink tubing guaranteeing the water tightness of the connection. Extra clear transparent glass.

2200K disponibile su richiesta.

2200K available on request.

Optic Spot 10°

Power Led: 3,4W - 199 lm ≠ OUTPUT 138 lm - 2700K/CRI 80 - 24Vdc / 3,4W - 215 lm ≠ OUTPUT 149 lm - 3000K/CRI 80 - 24Vdc / 3,4W - 224 lm ≠ OUTPUT 155 lm - 4000K/CRI 80 - 24Vdc

2700K

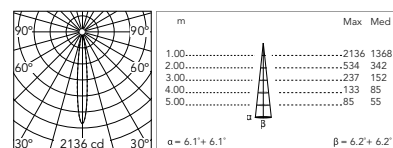
- FA50700501
- FA50700506
- FA50700512
- FA50700518
- FA50700530
- FA50700533

3000K

- FA50700301
- FA50700306
- FA50700312
- FA50700318
- FA50700330
- FA50700333

4000K

- FA50700201
- FA50700206
- FA50700212
- FA50700218
- FA50700230
- FA50700233



@ 3000K

Optic Medium 30°

Power Led: 3,4W - 199 lm ≠ OUTPUT 121 lm - 2700K/CRI 80 - 24Vdc / 3,4W - 215 lm ≠ OUTPUT 131 lm - 3000K/CRI 80 - 24Vdc / 3,4W - 224 lm ≠ OUTPUT 136 lm - 4000K/CRI 80 - 24Vdc

2700K

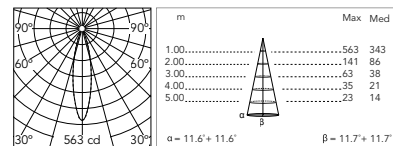
- FA50701501
- FA50701506
- FA50701512
- FA50701518
- FA50701530
- FA50701533

3000K

- FA50701301
- FA50701306
- FA50701312
- FA50701318
- FA50701330
- FA50701333

4000K

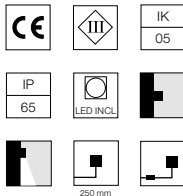
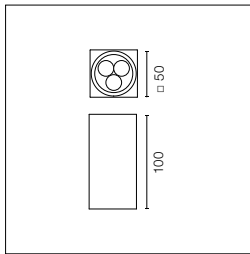
- FA50701201
- FA50701206
- FA50701212
- FA50701218
- FA50701230
- FA50701233



@ 3000K

* Numero massimo di apparecchi per alimentatore / Maximum number of luminaires per power supply.

Numero massimo di apparecchi per alimentatore (Vin220÷240). Dati indicativi da verificare con le specifiche condizioni di installazione.	Maximum number of luminaires per power supply. (220÷240 V). These data must be checked taking into account the specific installation conditions.	Acc. RF25754	1	Acc. RF25752	3
		Acc. RF25748	1	Acc. F990B28A000	9
		Acc. RF25747	2	Acc. F990B27A000	17
		Acc. RF25757	2		



Sorgente luminosa a LED inclusa. Alimentazione elettrica remota 24V dc ON/OFF da ordinare separatamente. Staffa di fissaggio a parete inclusa. Dotato di spessore di cavo uscente in neoprene di 250 mm e kit con connettori crimp e guaina termorestringente adesiva per connessione a tenuta stagna. Vetro trasparente extrachiaro.

LED source included. Electric remote 24V dc ON/OFF power supply to be ordered separately. Wall fixing bracket included. The luminaire is equipped with a protruding, neoprene, 250 mm cable and a wiring kit with crimp connectors and adhesive heat-shrink tubing guaranteeing the water tightness of the connection. Extra clear transparent glass.

2200K disponibile su richiesta.

2200K available on request.

Optic Spot 10°

Power Led: 4,5W - 331 lm ≠ OUTPUT 246 lm - 2700K/CRI 80 - 24Vdc / 4,5W - 359 lm ≠ OUTPUT 267 lm - 3000K/CRI 80 - 24Vdc / 4,5W - 373 lm ≠ OUTPUT 277 lm - 4000K/CRI 80 - 24Vdc

2700K

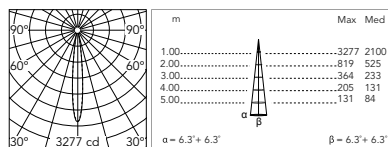
- FA50702501
- FA50702506
- FA50702512
- FA50702518
- FA50702530
- FA50702533

3000K

- FA50702301
- FA50702306
- FA50702312
- FA50702318
- FA50702330
- FA50702333

4000K

- FA50702201
- FA50702206
- FA50702212
- FA50702218
- FA50702230
- FA50702233



@ 3000K

Optic Medium 30°

Power Led: 4,5W - 331 lm ≠ OUTPUT 218 lm - 2700K/CRI 80 - 24Vdc / 4,5W - 359 lm ≠ OUTPUT 236 lm - 3000K/CRI 80 - 24Vdc / 4,5W - 373 lm ≠ OUTPUT 245 lm - 4000K/CRI 80 - 24Vdc

2700K

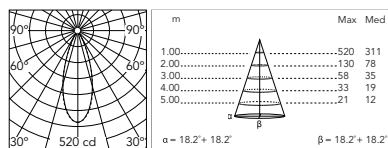
- FA50703501
- FA50703506
- FA50703512
- FA50703518
- FA50703530
- FA50703533

3000K

- FA50703301
- FA50703306
- FA50703312
- FA50703318
- FA50703330
- FA50703333

4000K

- FA50703201
- FA50703206
- FA50703212
- FA50703218
- FA50703230
- FA50703233



@ 3000K

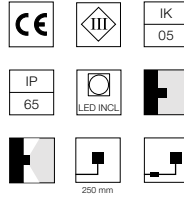
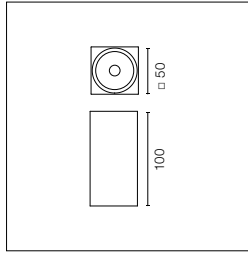
* Numero massimo di apparecchi per alimentatore / Maximum number of luminaires per power supply.

Numero massimo di apparecchi per alimentatore (Vin220÷240). Dati indicativi da verificare con le specifiche condizioni di installazione.

Maximum number of luminaires per power supply. (220÷240 V). These data must be checked taking into account the specific installation conditions.

Acc. RF25754	1	Acc. RF25757	2
Acc. RF25748	1	Acc. F990B28A000	7
Acc. RF25747	2	Acc. F990B27A000	14

Heavy Metal Wall 2 Double



Sorgente luminosa a LED inclusa. Alimentazione elettrica remota 24V dc ON/OFF da ordinare separatamente. Staffa di fissaggio a parete inclusa. Dotato di spezzone di cavo uscente in neoprene di 250 mm e kit con connettori crimp e guaina termorestringente adesiva per connessione a tenuta stagna. Vetro trasparente extrachiario.

LED source included. Electric remote 24V dc ON/OFF power supply to be ordered separately. Wall fixing bracket included. The luminaire is equipped with a protruding, neoprene, 250 mm cable and a wiring kit with crimp connectors and adhesive heat-shrink tubing guaranteeing the water tightness of the connection. Extra clear transparent glass.

2200K disponibile su richiesta.

2200K available on request.

Optic Spot 10°

Power Led: 6,8W - 2x199 lm ≠ OUTPUT 2x138 lm - 2700K/CRI 80 - 24Vdc / 6,8W - 2x215 lm ≠ OUTPUT 2x149 lm - 3000K/CRI 80 - 24Vdc / 6,8W - 2x224 lm ≠ OUTPUT 2x155 lm - 4000K/CRI 80 - 24Vdc

2700K

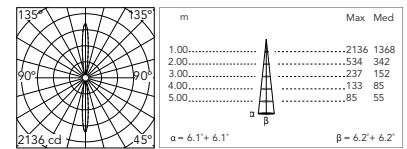
- FA50710501
- FA50710506
- FA50710512
- FA50710518
- FA50710530
- FA50710533

3000K

- FA50710301
- FA50710306
- FA50710312
- FA50710318
- FA50710330
- FA50710333

4000K

- FA50710201
- FA50710206
- FA50710212
- FA50710218
- FA50710230
- FA50710233



@ 3000K

Optic Medium 30°

Power Led: 6,8W - 2x199 lm ≠ OUTPUT 2x121 lm - 2700K/CRI 80 - 24Vdc / 6,8W - 2x215 lm ≠ OUTPUT 2x131 lm - 3000K/CRI 80 - 24Vdc / 6,8W - 2x224 lm ≠ OUTPUT 2x136 lm - 4000K/CRI 80 - 24Vdc

2700K

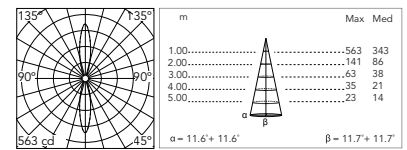
- FA50711501
- FA50711506
- FA50711512
- FA50711518
- FA50711530
- FA50711533

3000K

- FA50711301
- FA50711306
- FA50711312
- FA50711318
- FA50711330
- FA50711333

4000K

- FA50711201
- FA50711206
- FA50711212
- FA50711218
- FA50711230
- FA50711233



@ 3000K

* Numero massimo di apparecchi per alimentatore / Maximum number of luminaires per power supply.

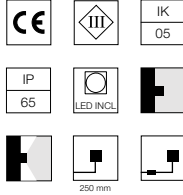
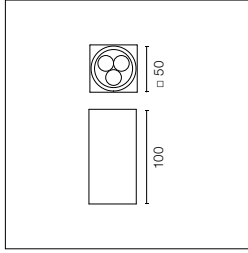
Numero massimo di apparecchi per alimentatore (Vin220÷240). Dati indicativi da verificare con le specifiche condizioni di installazione.

Maximum number of luminaires per power supply. (220÷240 V). These data must be checked taking into account the specific installation conditions.

Acc. RF25747	1
Acc. RF25757	1
Acc. RF25752	2

Acc. F990B28A000	5
Acc. F990B27A000	8

Heavy Metal HP Wall 2 Double



Sorgente luminosa a LED inclusa. Alimentazione elettrica remota 24V dc ON/OFF da ordinare separatamente. Staffa di fissaggio a parete inclusa. Dotato di spezzone di cavo uscente in neoprene di 250 mm e kit con connettori crimp e guaina termorestringente adesiva per connessione a tenuta stagna. Vetro trasparente extrachiaro.

LED source included. Electric remote 24V dc ON/OFF power supply to be ordered separately. Wall fixing bracket included. The luminaire is equipped with a protruding, neoprene, 250 mm cable and a wiring kit with crimp connectors and adhesive heat-shrink tubing guaranteeing the water tightness of the connection. Extra clear transparent glass.

2200K disponibile su richiesta.

2200K available on request.

Optic Spot 10°

Power Led: 9W - 2x331 lm ≠ OUTPUT 2x246 lm - 2700K/CRI 80 - 24Vdc / 9W - 2x359 lm ≠ OUTPUT 2x267 lm - 3000K/CRI 80 - 24Vdc / 9W - 2x373 lm ≠ OUTPUT 2x277 lm - 4000K/CRI 80 - 24Vdc

2700K

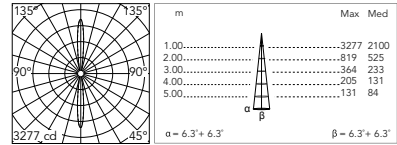
- FA50712501
- FA50712506
- FA50712512
- FA50712518
- FA50712530
- FA50712533

3000K

- FA50712301
- FA50712306
- FA50712312
- FA50712318
- FA50712330
- FA50712333

4000K

- FA50712201
- FA50712206
- FA50712212
- FA50712218
- FA50712230
- FA50712233



@ 3000K

Optic Medium 30°

Power Led: 9W - 2x331 lm ≠ OUTPUT 2x218 lm - 2700K/CRI 80 - 24Vdc / 9W - 2x359 lm ≠ OUTPUT 2x236 lm - 3000K/CRI 80 - 24Vdc / 9W - 2x373 lm ≠ OUTPUT 2x245 lm - 4000K/CRI 80 - 24Vdc

2700K

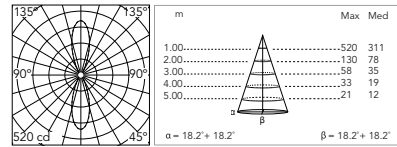
- FA50713501
- FA50713506
- FA50713512
- FA50713518
- FA50713530
- FA50713533

3000K

- FA50713301
- FA50713306
- FA50713312
- FA50713318
- FA50713330
- FA50713333

4000K

- FA50713201
- FA50713206
- FA50713212
- FA50713218
- FA50713230
- FA50713233



@ 3000K


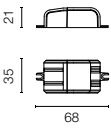

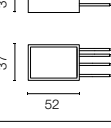

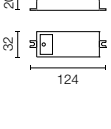

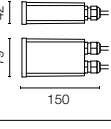

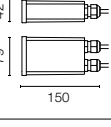

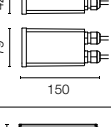

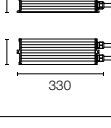

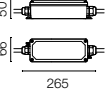
* Numero massimo di apparecchi per alimentatore / Maximum number of luminaires per power supply.

Numero massimo di apparecchi per alimentatore (Vin220÷240). Dati indicativi da verificare con le specifiche condizioni di installazione.

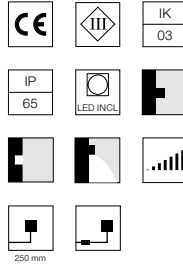
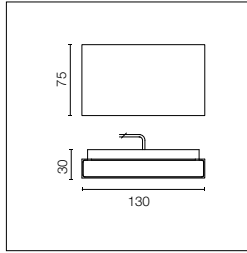
Maximum number of luminaires per power supply. (220÷240 V). These data must be checked taking into account the specific installation conditions.

Acc. RF25747	1
Acc. RF25757	1
Acc. F990B28A000	3
Acc. F990B27A000	7

Heavy Metal Wall 2: Driver / Drivers

Alimentatore doppia funzione Vout 24Vdc: 8W/100÷240V Iout 350ma: 6x1W/100÷240V IP20 Classe II Selv Eq.	Power supply dual function Vout 24Vdc: 8W/100÷240V Iout 350ma: 6x1W/100÷240V IP20 Class II Selv Eq.	Heavy Metal Wall 2 Mono *RF25754		
Alimentatore 24V 8W / 110-240V IP65 Classe II selv.	Power supply 24V 8W / 110-240V IP65 Class II selv.	Heavy Metal Wall 2 Double *RF25748		
Alimentatore 24V 10W / 110-240V IP20 Classe II selv.	Power supply 24V 10W / 110-240V IP20 Class II selv.	*RF25747		
Alimentatore 24V 10W / 110-240V IP67 Classe II selv.	Power supply 24V 10W / 110-240V IP67 Class II selv.	*RF25757		
Alimentatore per installazione remota 24Vdc 20W / 220-240V IP67 Classe II selv.	Power supply for remote installation 24Vdc 20W / 220-240V IP67 Class II selv.	*RF25752		
Alimentatore 24Vdc 35W / 120-270V IP67 Classe II selv.	Power supply 24Vdc 35W / 120-270V IP67 Class II selv.	F990B23AZ00		
Alimentatore 24Vdc 50W / 120-240V IP67 Classe II selv.	Power supply 24Vdc 50W / 120-240V IP67 Class II selv.	*F990B28A000		
Alimentatore 24Vdc 70W / 220-240V IP67 Classe II selv.	Power supply 24Vdc 70W / 220-240V IP67 Class II selv.	*F990B27A000		

Heavy Metal Wall 3 Mono



Sorgente luminosa a LED inclusa. Alimentazione elettrica remota 24V dc ON/OFF da ordinare separatamente. Staffa di fissaggio a parete inclusa. Dotato di spezzone di cavo uscente in neoprene di 250 mm e kit con connettori crimp e guaina termorestringente adesiva per connessione a tenuta stagna. Vetro trasparente extrachiaro.

LED source included. Electric remote 24V dc ON/OFF power supply to be ordered separately. Wall fixing bracket included. The luminaire is equipped with a protruding, neoprene, 250 mm cable and a wiring kit with crimp connectors and adhesive heat-shrink tubing guaranteeing the water tightness of the connection. Extra clear transparent glass.

2200K disponibile su richiesta.

2200K available on request.

Mid-Power Led: 2,5W - 246 lm ≠ OUTPUT 162 lm - 2700K/CRI 80 - 24Vdc / 2,5W - 265 lm ≠ OUTPUT 168 lm - 3000K/CRI 80 - 24Vdc / 2,5W - 278 lm ≠ OUTPUT 174 lm - 4000K/CRI 80 - 24Vdc

2700K

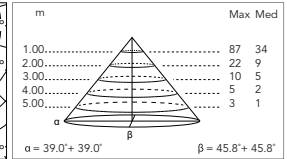
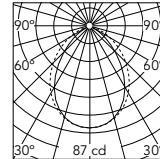
- FA51200501
- FA51200506
- FA51200512
- FA51200518
- FA51200530
- FA51200533

3000K

- FA51200301
- FA51200306
- FA51200312
- FA51200318
- FA51200330
- FA51200333

4000K

- FA51200201
- FA51200206
- FA51200212
- FA51200218
- FA51200230
- FA51200233



@ 3000K

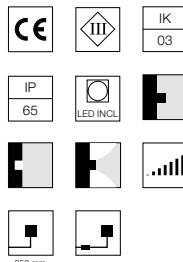
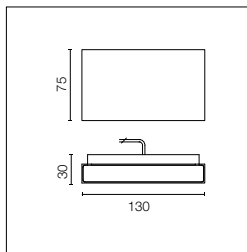
* Numero massimo di apparecchi per alimentatore / Maximum number of luminaires per power supply.

Numero massimo di apparecchi per alimentatore (Vin220÷240). Dati indicativi da verificare con le specifiche condizioni di installazione.

Maximum number of luminaires per power supply. (220÷240 V). These data must be checked taking into account the specific installation conditions.

Acc. RF25754	3	Acc. RF26387.A	6
Acc. RF25748	3	Acc. RF25752	8
Acc. RF25747	4	Acc. F990B28A000	20
Acc. RF25757	4	Acc. F990B27A000	25
Acc. RF25750	6	Acc. F990B29A000	35
Acc. F990B21A000	6		

Heavy Metal Wall 3 Double



Sorgente luminosa a LED inclusa. Alimentazione elettrica remota 24V dc ON/OFF da ordinare separatamente. Staffa di fissaggio a parete inclusa. Dotato di spezzone di cavo uscente in neoprene di 250 mm e kit con connettori crimp e guaina termorestringente adesiva per connessione a tenuta stagna. Vetro trasparente extrachiaro.

LED source included. Electric remote 24V dc ON/OFF power supply to be ordered separately. Wall fixing bracket included. The luminaire is equipped with a protruding, neoprene, 250 mm cable and a wiring kit with crimp connectors and adhesive heat-shrink tubing guaranteeing the water tightness of the connection. Extra clear transparent glass.

2200K disponibile su richiesta.

2200K available on request.

Mid-Power Led: 5W - 2x246 lm ≠ OUTPUT 2x162 lm - 2700K/CRI 80 - 24Vdc / 5W - 2x265 lm ≠ OUTPUT 2x168 lm - 3000K/CRI 80 - 24Vdc / 5W - 2x278 lm ≠ OUTPUT 2x174 lm - 4000K/CRI 80 - 24Vdc

2700K

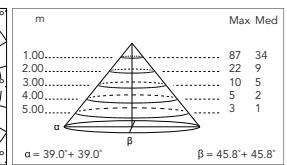
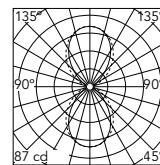
- FA51201501
- FA51201506
- FA51201512
- FA51201518
- FA51201530
- FA51201533

3000K

- FA51201301
- FA51201306
- FA51201312
- FA51201318
- FA51201330
- FA51201333

4000K

- FA51201201
- FA51201206
- FA51201212
- FA51201218
- FA51201230
- FA51201233



@ 3000K

* Numero massimo di apparecchi per alimentatore / Maximum number of luminaires per power supply.

Numero massimo di apparecchi per alimentatore (Vin220÷240). Dati indicativi da verificare con le specifiche condizioni di installazione.

Maximum number of luminaires per power supply. (220÷240 V). These data must be checked taking into account the specific installation conditions.

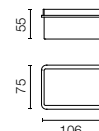
Acc. RF25754	1	Acc. RF26387.A	3
Acc. RF25748	1	Acc. RF25752	4
Acc. RF25747	2	Acc. F990B28A000	10
Acc. RF25757	2	Acc. F990B27A000	13
Acc. RF25750	3	Acc. F990B29A000	17
Acc. F990B21A000	3		

Heavy Metal Wall 3: Accessori / Accessories

Scatola di derivazione da incasso 3 moduli (modello 503)

Recessed 3-module junction box (model 503)

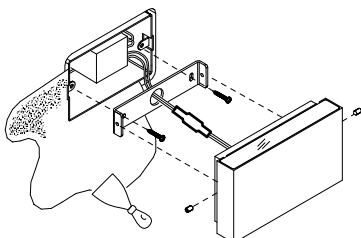
Heavy Metal Wall 3
F990H010000



Heavy Metal Wall 3 Installation acc. F990H010000

Heavy Metal Wall 3 con scatola per incasso.
Opzionale: alimentatore art. 106 in scatola da incasso.

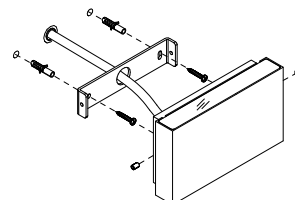
Heavy Metal Wall 3 with box. Optional: power supply code 106 in recessed box.



Heavy Metal Wall 3 Installation acc. F990H010000

Heavy Metal Wall 3 senza scatola per incasso.

Heavy Metal Wall 3 without box.

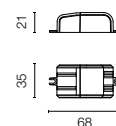


Heavy Metal Wall 3: Driver / Drivers

Alimentatore doppia funzione Vout 24Vdc: 8W/100÷240V Iout 350ma: 6x1W/100÷240V IP20 Classe II Selv Eq.

Power supply dual function Vout 24Vdc: 8W/100÷240V Iout 350ma: 6x1W/100÷240V IP20 Class II Selv Eq.

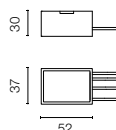
*RF25754



Alimentatore 24Vdc 8W / 110-240V IP65 Classe II selv.

Power supply 24Vdc 8W / 110-240V IP65 Class II selv.

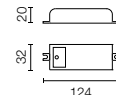
*RF25748



Alimentatore per installazione remota 24Vdc 10W / 110-240V IP20 Classe II selv.

Power supply for remote installation 24Vdc 10W / 110-240V IP20 Class II selv.

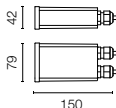
*RF25747



Alimentatore 24V 10W / 110-240V IP67 Classe II selv.

Power supply 24V 10W / 110-240V IP67 Class II selv.

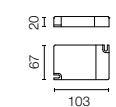
*RF25757



Alimentatore per installazione remota 24Vdc 17W / 110-240V (15W@110V) IP20 Classe II selv.

Power supply for remote installation 24Vdc 17W / 110-240V (15W@110V) IP20 Class II selv.

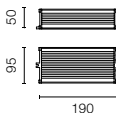
*RF25750
Dimmable 1-10V



Alimentatore 17W/110÷240V - 24Vdc (15W@110V) IP67 Classe II Selv.

Power supply 17W/110÷240V - 24Vdc (15W@110V) IP67 Class II Selv.

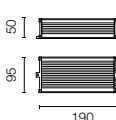
*F990B21A000



Alimentatore per installazione remota 24Vdc 20W / 110-240Vdc (15W@110V) IP67 Classe II selv.

Power supply for remote installation 24Vdc 20W / 110-240Vdc (15W@110V) IP67 Class II selv.

*RF26387.A
Dimmable DALI



Heavy Metal Wall 3: Driver / Drivers

<p>Alimentatore per installazione remota 24Vdc 20W / 220-240V IP67 Classe II selv.</p>	<p>Power supply for remote installation 24Vdc 20W / 220-240V IP67 Class II selv.</p>	<p>*RF25752</p>		
<p>Alimentatore per installazione remota 24Vdc 50W / 120-240V IP67 Classe II selv.</p>	<p>Power supply for remote installation 24Vdc 50W / 120-240V IP67 Class II selv.</p>	<p>*F990B28A000</p>		
<p>Alimentatore 24Vdc 35W / 120-270V IP67 Classe II selv.</p>	<p>Power supply 24Vdc 35W / 120-270V IP67 Class II selv.</p>	<p>F990B23AZ00</p>		
<p>Alimentatore per installazione remota 24Vdc 70W / 220-240V IP67 Classe II selv.</p>	<p>Power supply for remote installation 24Vdc 70W / 220-240V IP67 Class II selv.</p>	<p>*F990B27A000</p>		
<p>Alimentatore per installazione remota 24Vdc 96W / 120-240V IP67 Classe II selv.</p>	<p>Power supply for remote installation 24Vdc 96W / 120-240V IP67 Class II selv.</p>	<p>*F990B29A000</p>		

Marco





Marco Mono



Famiglia / Family

Marco Mono



Power Led

up to 3W
up to 103 lm - 2700K/CRI 80
up to 110 lm - 3000K/CRI 80
up to 114 lm - 4000K/CRI 80
* Net lumen output
2200K available on request.

Marco Double



Power Led

up to 4W
up to 2x103 lm - 2700K/CRI 80
up to 2x110 lm - 3000K/CRI 80
up to 2x114 lm - 4000K/CRI 80
* Net lumen output
2200K available on request.

Marco Omnidirectional



Power Led

up to 7W
up to 4x103 lm - 2700K/CRI 80
up to 4x110 lm - 3000K/CRI 80
up to 4x114 lm - 4000K/CRI 80
* Net lumen output
2200K available on request.


Colori / Colours



01 White



06 Grey



12 Forest Green



18 Deep Brown



30 Black

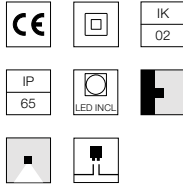
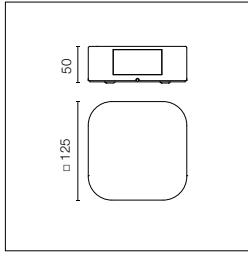


33 Anthracite

Descrizione / Description

Apparecchio a parete per esterno con sorgente luminosa a LED, caratterizzato dalla forma quadrata arrotondata e dalla minima sporgenza. Disponibile in differenti combinazioni di apertura di fascio e di finestre di emissione per la creazione di segni grafici a parete con luce radente. Corpo in alluminio pressofuso EN AB-47100, a basso contenuto di rame, staffa di fissaggio a parete in acciaio inox AISI 304. Diffusore in vetro extrachiaro con bordo serigrafato, fissato attraverso un sistema di incollaggio robotizzato a filo con il bordo lampada per evitare depositi d'acqua. Disponibili in differenti finiture con rivestimento a doppio strato di polveri e sottoposte a trattamento di conversione chimica superficiale per una elevata resistenza alla corrosione. Viterie di fissaggio sono in acciaio inox AISI 316L di dimensioni minime per una perfetta integrazione a filo nel corpo dell'apparecchio.

Outdoor wall luminaire with LED light source. It is characterized by its square shape with rounded profiles and reduced protrusion. Available in different combinations of beam angles and emission windows, which allow the creation of luminous graphic signs flush with the wall. Die-cast aluminium structure, EN AB-47100 alloy (with low copper content) and AISI 304 stainless steel fixing bracket. Extra clear glass diffuser with silkscreen border, fixed flush with the luminaire's edge through a robotic gluing system in order to prevent water deposits. Available in different finishes with a double layer coating and a chemical conversion surface treatment to guarantee high resistance to corrosion. The fixing screws are made of AISI 316L stainless steel and of minimal dimensions for a perfect, grazing integration into the luminaire's structure.



Sorgente luminosa a LED inclusa. Alimentazione elettrica 220-240V ON/ OFF integrata. Staffa di fissaggio a parete inclusa. Dotato di due pressacavi in gomma per cavi 5mm< ϕ <9mm per consentire una facile connessione entrata-esci.

LED source included. Integrated electric power supply 220-240V ON/OFF. Wall fixing bracket included. Equipped with two rubber cable guides (5mm< ϕ <9mm) that facilitate the inlet-outlet connection.

2200K disponibile su richiesta.

2200K available on request.

Optic Spot 12°

Power Led: 3W - 139 lm \neq OUTPUT 103 lm - 2700K/CRI 80 - 220 \div 240V / 3W - 149 lm \neq OUTPUT 110 lm - 3000K/CRI 80 - 220 \div 240V / 3W - 154 lm \neq OUTPUT 114 lm - 4000K/CRI 80 - 220 \div 240V

2700K

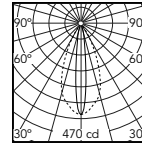
- FA1072764301
- FA1072764306
- FA1072764312
- FA1072764318
- FA1072764330
- FA1072764333

3000K

- FA1071164301
- FA1071164306
- FA1071164312
- FA1071164318
- FA1071164330
- FA1071164333

4000K

- FA1072304301
- FA1072304306
- FA1072304312
- FA1072304318
- FA1072304330
- FA1072304333



m	Max	Med
1.00	470	290
2.00	117	72
3.00	52	32
4.00	29	18
5.00	19	12

$\alpha = -6.3^\circ + 6.3^\circ$ $\beta = -22.8^\circ + 22.8^\circ$

@ 3000K

Optic Flood 71°

Power Led: 3W - 139 lm \neq OUTPUT 101 lm - 2700K/CRI 80 - 220 \div 240V / 3W - 149 lm \neq OUTPUT 108 lm - 3000K/CRI 80 - 220 \div 240V / 3W - 154 lm \neq OUTPUT 111 lm - 4000K/CRI 80 - 220 \div 240V

2700K

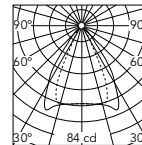
- FA1072765001
- FA1072765006
- FA1072765012
- FA1072765018
- FA1072765030
- FA1072765033

3000K

- FA1071165001
- FA1071165006
- FA1071165012
- FA1071165018
- FA1071165030
- FA1071165033

4000K

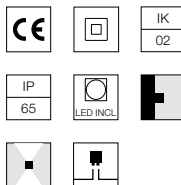
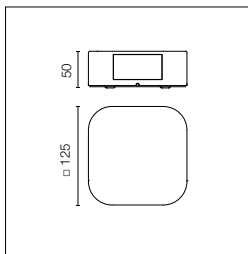
- FA1072305001
- FA1072305006
- FA1072305012
- FA1072305018
- FA1072305030
- FA1072305033



m	Max	Med
1.00	84	58
2.00	21	14
3.00	9	6
4.00	5	4
5.00	3	2

$\alpha = -35.5^\circ + 35.5^\circ$ $\beta = -25.7^\circ + 25.7^\circ$

@ 3000K



Sorgente luminosa a LED inclusa. Alimentazione elettrica 220-240V ON/ OFF integrata. Staffa di fissaggio a parete inclusa. Dotato di due pressacavi in gomma per cavi 5mmϕ<math><9\text{mm}</math> per consentire una facile connessione entrata-esci.

LED source included. Integrated electric power supply 220-240V ON/OFF. Wall fixing bracket included. Equipped with two rubber cable guides (5mmϕ<math><9\text{mm}</math>) that facilitate the inlet-outlet connection.

2200K disponibile su richiesta.

2200K available on request.

Optic Spot 12°

Power Led: 4W - 2x139 lm \neq OUTPUT 2x103 lm - 2700K/CRI 80 - 220÷240V / 4W - 2x149 lm \neq OUTPUT 2x110 lm - 3000K/CRI 80 - 220÷240V / 4W - 2x154 lm \neq OUTPUT 2x114 lm - 4000K/CRI 80 - 220÷240V

2700K

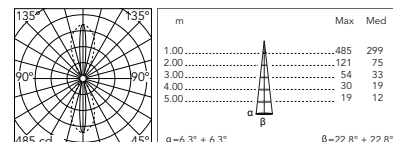
- FA1072794401
- FA1072794406
- FA1072794412
- FA1072794418
- FA1072794430
- FA1072794433

3000K

- FA1071194401
- FA1071194406
- FA1071194412
- FA1071194418
- FA1071194430
- FA1071194433

4000K

- FA1072314401
- FA1072314406
- FA1072314412
- FA1072314418
- FA1072314430
- FA1072314433



@ 3000K

Optic Flood 71°

Power Led: 4W - 2x139 lm \neq OUTPUT 2x101lm - 2700K/CRI 80 - 220÷240V / 4W - 2x149 lm \neq OUTPUT 2x108 lm - 3000K/CRI 80 - 220÷240V / 4W - 2x154 lm \neq OUTPUT 2x111 lm - 4000K/CRI 80 - 220÷240V

2700K

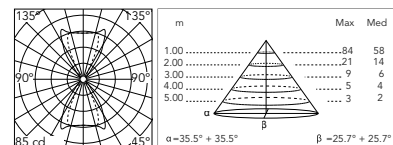
- FA1072795101
- FA1072795106
- FA1072795112
- FA1072795118
- FA1072795130
- FA1072795133

3000K

- FA1071195101
- FA1071195106
- FA1071195112
- FA1071195118
- FA1071195130
- FA1071195133

4000K

- FA1072315101
- FA1072315106
- FA1072315112
- FA1072315118
- FA1072315130
- FA1072315133



@ 3000K

Optic Spot 12°+Flood 71°

Power Led: 4W - 2x139 lm \neq OUTPUT 2x103+101 lm - 2700K/CRI 80 - 220÷240V / 4W - 2x149 lm \neq OUTPUT 2x110+108 lm - 3000K/CRI 80 - 220÷240V / 4W - 2x154 lm \neq OUTPUT 2x114+111 lm - 4000K/CRI 80 - 220÷240V

2700K

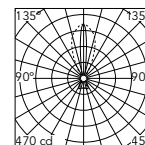
- FA1072725301
- FA1072725306
- FA1072725312
- FA1072725318
- FA1072725330
- FA1072725333

3000K

- FA1071225301
- FA1071225306
- FA1071225312
- FA1071225318
- FA1071225330
- FA1071225333

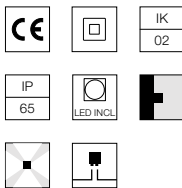
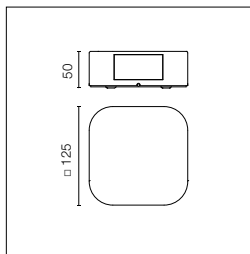
4000K

- FA1072315301
- FA1072315306
- FA1072315312
- FA1072315318
- FA1072315330
- FA1072315333



@ 3000K

Marco Omnidirectional



Sorgente luminosa a LED inclusa. Alimentazione elettrica 220-240V ON/ OFF integrata. Staffa di fissaggio a parete inclusa. Dotato di due pressacavi in gomma per cavi 5mm< ϕ <9mm per consentire una facile connessione entrata-esci.

LED source included. Integrated electric power supply 220-240V ON/OFF. Wall fixing bracket included. Equipped with two rubber cable guides (5mm< ϕ <9mm) that facilitate the inlet-outlet connection.

2200K disponibile su richiesta.

2200K available on request.

Optic Spot 12°

Power Led: 7W - 4x139 lm \neq OUTPUT 4x103 lm - 2700K/CRI 80 - 220 \div 240V / 7W - 4x149 lm \neq OUTPUT 4x110 lm - 3000K/CRI 80 - 220 \div 240V / 7W - 4x154 lm \neq OUTPUT 4x114 lm - 4000K/CRI 80 - 220 \div 240V

2700K

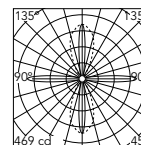
- FA1072724701
- FA1072724706
- FA1072724712
- FA1072724718
- FA1072724730
- FA1072724733

3000K

- FA107924501
- FA107924506
- FA107924512
- FA107924518
- FA107924530
- FA107924533

4000K

- FA1072324501
- FA1072324506
- FA1072324512
- FA1072324518
- FA1072324530
- FA1072324533



@ 3000K

Optic Flood 71°

Power Led: 7W - 4x139 lm \neq OUTPUT 4x101 lm - 2700K/CRI 80 - 220 \div 240V / 7W - 4x149 lm \neq OUTPUT 4x108 lm - 3000K/CRI 80 - 220 \div 240V / 7W - 4x154 lm \neq OUTPUT 4x111 lm - 4000K/CRI 80 - 220 \div 240V

2700K

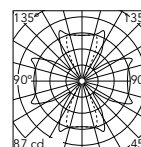
- FA1072724901
- FA1072724906
- FA1072724912
- FA1072724918
- FA1072724930
- FA1072724933

3000K

- FA107925201
- FA107925206
- FA107925212
- FA107925218
- FA107925230
- FA107925233

4000K

- FA1072325201
- FA1072325206
- FA1072325212
- FA1072325218
- FA1072325230
- FA1072325233



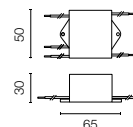
@ 3000K

Marco: Accessori / Accessories

Dispositivo di protezione per il sovraccarico. 275Vac. Corrente massima di scarica 10KA (8/29 μ s). Massima corrente operativa 5A. Adatto per la connessione in serie. IP66.

Surge protection device. 275Vac. Maximum discharge current 10KA (8/20 μ s). Maximum operating current 5A. Suitable for series connection. IP66.

F990E00A000



Fenestra

Designed by Flos Outdoor







Fenestra

Famiglia / Family

Fenestra 24V



Power Led

4W
165 lm - 2700K/CRI 80
183 lm - 3000K/CRI 80
201 lm - 4000K/CRI 80

Fenestra




Power Led

5,5W
165 lm - 2700K/CRI 80
183 lm - 3000K/CRI 80
201 lm - 4000K/CRI 80


Colori / Colours



01 White



06 Grey



12 Forest Green



18 Deep Brown



30 Black



33 Anthracite

Descrizione / Description

Apparecchio per esterni installabile in vano finestra con fonte di luce a LED.

Corpo dell'apparecchio realizzato in alluminio pressofuso EN AB-47100 a basso contenuto di rame.

Rivestimento ad alta resistenza: dopo un trattamento di sabbiatura di tutti i componenti per rendere la superficie porosa e garantire una maggiore adesione della vernice, è applicato il rivestimento esterno con un doppio strato con polveri secondo lo standard QUALICOAT. Il primo strato di polvere epossidica dà resistenza chimica e meccanica, il secondo strato di finitura di polvere poliestere assicura resistenza ai raggi UV ed agli agenti atmosferici.

Le superfici verniciate sono trattate con lavaggi alcalini e acidi, risciacquate con acqua demineralizzata e sottoposte a un trattamento di conversione chimica per proteggere contro l'ossidazione.

Grazie all'utilizzo di una doppia sorgente LED e di due lenti ad emissione lamellare è garantita una copertura di 270° con distribuzione omogenea e ottima uniformità cromatica. Diffusore in policarbonato stabilizzato ai raggi UV, guarnizione in silicone.

Ogni apparecchio è dotato di un sistema meccanico di regolazione, di circa 10°, che consente di compensare l'inclinazione dei davanzali e permette il corretto orientamento del fascio luminoso.

Luminaire for outdoor use for installation in a window compartment with LED light source.

Luminaire body in die-cast aluminum EN AB-47100 (low copper content).

High-resistance coating: after a sandblasting treatment of all components to make the surface porous and ensure a greater adhesion of the paint, the external coating is applied with a double layer with epoxy powders according to the QUALICOAT standard. The first layer of epoxy powder gives chemical and mechanical resistance, the second finishing layer of polyester powder ensures resistance to UV rays and atmospheric agents.

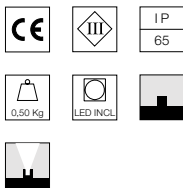
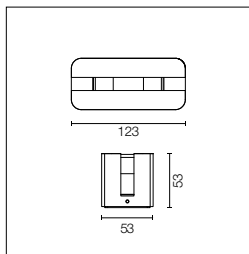
The painted surfaces are treated with alkaline and acidic washes, then rinsed with demineralized water, subjected to a chemical conversion treatment to protect against oxidation.

Thanks to the use of a dual LED source and two laminar emitting lenses, it guarantees a coverage of 270° with homogeneous distribution and excellent color uniformity.

UV-stabilized polycarbonate diffuser, silicone seal.

Each luminaire is equipped with a mechanical adjustment system of up to 10° to compensate the tilting of the parapet and thus correctly orient the light beam.

Fenestra 24V



Alimentazione elettrica remota 12-24V da ordinare separatamente. Dotata di uno spezzone di cavo uscente in neoprene di 1000 mm.

12-24V remote power supply to be ordered separately. Equipped with a 1000 mm length outgoing neoprene cable.

Power Led: 4W - 274 lm ≠ FIXT 165 lm - 2700K/CRI 80 - 12-24V / 4W - 304 lm ≠ FIXT 183 lm - 3000K/CRI 80 - 12-24V / 4W - 334 lm ≠ FIXT 201 lm - 4000K/CRI 80 - 12-24V

2700K

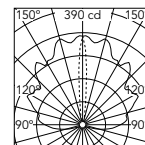
- F2250001
- F2250006
- F2250012
- F2250018
- F2250030
- F2250033

3000K

- F2251001
- F2251006
- F2251012
- F2251018
- F2251030
- F2251033

4000K

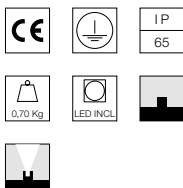
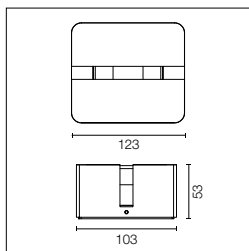
- F2252001
- F2252006
- F2252012
- F2252018
- F2252030
- F2252033



Beam Angle: 10°

@4000K

Fenestra



Alimentazione elettrica 100/240V integrata. Dotata di uno spezzone di cavo uscente in neoprene di 1000 mm. Versione dimmerabile a richiesta.

Integrated 100/240V power supply. Equipped with an 1000 mm length outgoing neoprene cable. Dimmable version on request.

Power Led: 5,5W - 274 lm ≠ FIXT 165 lm - 2700K/CRI 80 - 100-240V / 5,5W - 304 lm ≠ FIXT 183 lm - 3000K/CRI 80 - 100-240V / 5,5W - 334 lm ≠ FIXT 201 lm - 4000K/CRI 80 - 100-240V

2700K

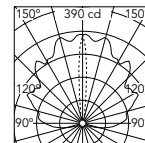
- F2260001
- F2260006
- F2260012
- F2260018
- F2260030
- F2260033

3000K

- F2261001
- F2261006
- F2261012
- F2261018
- F2261030
- F2261033

4000K

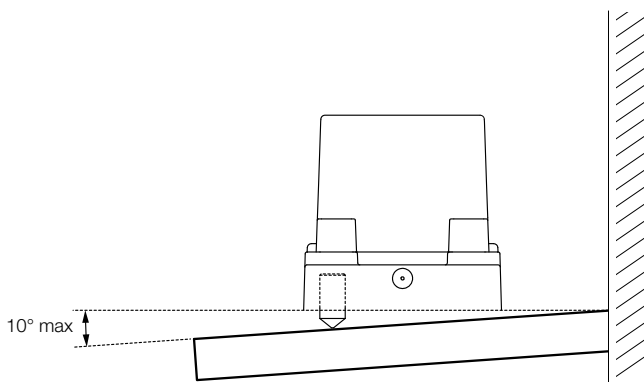
- F2262001
- F2262006
- F2262012
- F2262018
- F2262030
- F2262033



Beam Angle: 10°

@4000K

Regolazione dell'apparecchio per superfici di appoggio non planari Luminaire adjustment for non-planar surfaces




Fenestra 24V: Accessori / Accessories

Dispositivo di protezione per il sovraccarico. 275Vac Corrente massima di scarica 10KA (8/29us). Massima corrente operativa 5A. Adatto per la connessione in serie. IP66.

Surge protection device. 275Vac. Maximum discharge current 10KA (8/20us). Maximum operating current 5A. Suitable for series connection. IP66.

F990E00A000

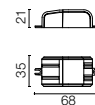


Fenestra 24V: Driver / Drivers

Alimentatore 24V 8W / 110-240V IP20 Classe II selv.

Power supply 24V 8W / 110-240V IP20 Class II selv.

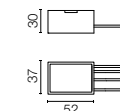
*RF25754



Alimentatore 24V 8W / 110-240V IP65 Classe II selv.

Power supply 24V 8W / 110-240V IP65 Class II selv.

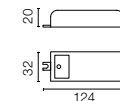
*RF25748



Alimentatore 24V 10W / 110-240V IP20 Classe II selv.

Power supply 24V 10W / 110-240V IP20 Class II selv.

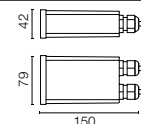
*RF25747



Alimentatore 24V 10W / 110-240V IP67 Classe II selv.

Power supply 24V 10W / 110-240V IP67 Class II selv.

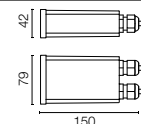
*RF25757



Alimentatore 24Vdc 35W / 120-270V IP67 Classe II selv.

Power supply 24Vdc 35W / 120-270V IP67 Class II selv.

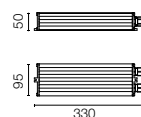
*F990B23AZ00



Alimentatore 24Vdc 50W / 120-240V IP67 Classe II selv.

Power supply 24Vdc 50W / 120-240V IP67 Class II selv.

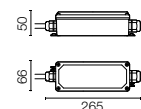
*F990B28A000



Alimentatore 24Vdc 70W / 220-240V IP67 Classe II selv.

Power supply 24Vdc 70W / 220-240V IP67 Class II selv.

*F990B27A000



* Numero massimo di apparecchi per alimentatore / Maximum number of luminaires per power supply.


Numero massimo di apparecchi per alimentatore (Vin220÷240). Dati indicativi da verificare con le specifiche condizioni di installazione.

Maximum number of luminaires per power supply. (220÷240 V). These data must be checked taking into account the specific installation conditions.

Acc. RF25754	1
Acc. RF25748	1
Acc. RF25747	2
Acc. RF25757	2
Acc. F990B23AZ00	6
Acc. F990B28A000	9
Acc. F990B27A000	13

A-Round

Designed by Piero Lissoni







A-Round

Famiglia / Family

A-Round 315



Power Led

42W
3432 lm - 2700K/CRI 80
3978 lm - 3000K/CRI 80
4290 lm - 4000K/CRI 80

A-Round 240



Power Led

21W
1760 lm - 2700K/CRI 80
2040 lm - 3000K/CRI 80
2200 lm - 4000K/CRI 80

A-Round 150




Power Led

8W
572 lm - 2700K/CRI 80
663 lm - 3000K/CRI 80
715 lm - 4000K/CRI 80

Colori / Colours




65 Matt Copper



45 Matt Gold



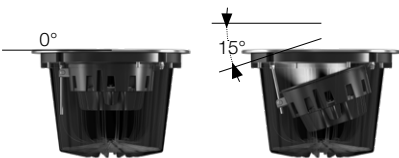
48 Matt Bronze



56 Matt Stainless Steel

Orientabilità sull'asse verticale: max 15°

Adjustment on the vertical axis: max 15°



Rotazione intorno all'asse orizzontale: max 359°

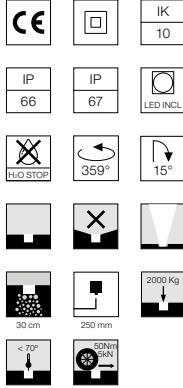
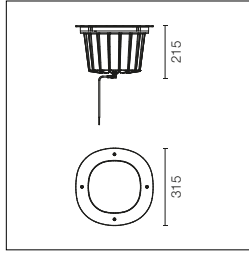
Rotation around the horizontal axis: max 359°



Descrizione / Description

Apparecchio a LED da incasso a terra per esterni, calpestabile e carrabile, disponibile in tre dimensioni, con ottica orientabile e regolabile in diverse configurazioni. Ghiera esterna in acciaio inox AISI 316L trattato con processo PVD (Physical Vapour Deposition). Grazie a questo innovativo trattamento, le superfici dell'A-Round sono ricoperte da un sottile film di metalli come zirconio e titanio che, combinandosi con l'acciaio a livello molecolare, ne aumentano le caratteristiche di resistenza sia meccanica che agli agenti atmosferici, permettendo la realizzazione di finiture pregiate e durevoli. Corpo dell'apparecchio realizzato in alluminio pressofuso EN AB-47100 a basso contenuto di rame, rivestito con doppio strato di vernice ad alta resistenza alla corrosione. Vetro trasparente temperato ad alta resistenza, serigrafato per ridurre l'abbagliamento. Driver per installazione remota incluso, fornito di connettore di aggancio rapido M12 a tenuta stagna. L'installazione richiede una cassaforma da incasso, da ordinare separatamente. È necessario garantire un livello adeguato di ghiaia (> 300 mm) o fornire un sistema di scarico per assicurare il drenaggio ed evitare il ristagno di acqua. Per garantire la tenuta del pressacavo è necessario utilizzare cavi elettrici flessibili idonei all'impiego in ambienti esterni.

Ground-recessed luminaire for outdoor use, walkable and trafficable, available in three sizes, with adjustable optics in various configurations. External body made of stainless steel AISI 316L treated with the PVD process (Physical Vapour Deposition). Thanks to this innovative treatment, the surfaces of A-Round are coated with a thin film of metals, such as zirconium and titanium which, combining with the steel at the molecular level, increases the resistance to both, mechanical and atmospheric agents, permitting the execution of elegant and durable finishings. The body of the luminaire is made of die-cast aluminum EN AB-47100 with low copper content, coated with two layers of paint with high resistance to corrosion. High-strength tempered clear glass, screen-printed to reduce glare. Driver for remote installation included, provided with M12 quick connector for watertight coupling. Installation requires a housing for flush mounting, to be ordered separately. It is necessary to provide an adequate level of gravel (> 300 mm) or a drain system to ensure drainage and avoid water stagnation. To ensure the sealing of the cable gland it is necessary to use flexible electric cables suitable for use in outdoor environments.



Alimentazione elettrica 220/240V integrata. Necessaria cassaforma, da ordinare separatamente.
Orientabilità sull'asse verticale: max 15°. Rotazione intorno all'asse orizzontale: max 359°.

Integrated 220/240V power supply. Box for installation required, to be ordered separately.
Adjustment on the vertical axis: max 15°. Rotation around the horizontal axis: max 359°.

Power Led: 42W - 3432 lm ≠ *FIXT 3203 lm - 2700K/CRI 80 - 220-240V / 42W - 3978 lm ≠ *FIXT 3447 lm - 3000K/CRI 80 - 220-240V / 42W - 4290 lm ≠ *FIXT 3707 lm - 4000K/CRI 80 - 220-240V
*FIXT lm = Spot Optic

Optic Spot

2700K

Non Dimmable

- F4588065.A
- F4588045.A
- F4588048.A
- F4588056.A

1-10V

- F4588065-310.A
- F4588045-310.A
- F4588048-310.A
- F4588056-310.A

Dali

- F4588065-300.A
- F4588045-300.A
- F4588048-300.A
- F4588056-300.A

3000K

Non Dimmable

- F4591065.A
- F4591045.A
- F4591048.A
- F4591056.A

1-10V

- F4591065-310.A
- F4591045-310.A
- F4591048-310.A
- F4591056-310.A

Dali

- F4591065-300.A
- F4591045-300.A
- F4591048-300.A
- F4591056-300.A

4000K

Non Dimmable

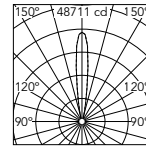
- F4594065.A
- F4594045.A
- F4594048.A
- F4594056.A

1-10V

- F4594065-310.A
- F4594045-310.A
- F4594048-310.A
- F4594056-310.A

Dali

- F4594065-300.A
- F4594045-300.A
- F4594048-300.A
- F4594056-300.A



@4000K

Beam Angle: 14°

h(m)	E(lx)	D(m)
1	48711	0.25
2	12178	0.49
3	5412	0.74
4	3044	0.98
5	1948	1.23

Optic Medium

2700K

Non Dimmable

- F4589065.A
- F4589045.A
- F4589048.A
- F4589056.A

1-10V

- F4589065-310.A
- F4589045-310.A
- F4589048-310.A
- F4589056-310.A

Dali

- F4589065-300.A
- F4589045-300.A
- F4589048-300.A
- F4589056-300.A

3000K

Non Dimmable

- F4592065.A
- F4592045.A
- F4592048.A
- F4592056.A

1-10V

- F4592065-310.A
- F4592045-310.A
- F4592048-310.A
- F4592056-310.A

Dali

- F4592065-300.A
- F4592045-300.A
- F4592048-300.A
- F4592056-300.A

4000K

Non Dimmable

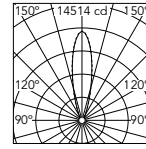
- F4595065.A
- F4595045.A
- F4595048.A
- F4595056.A

1-10V

- F4595065-310.A
- F4595045-310.A
- F4595048-310.A
- F4595056-310.A

Dali

- F4595065-300.A
- F4595045-300.A
- F4595048-300.A
- F4595056-300.A



@4000K

Beam Angle: 25°

h(m)	E(lx)	D(m)
1	14514	0.43
2	3629	0.86
3	1613	1.29
4	907	1.73
5	581	2.16

Optic Flood

2700K

Non Dimmable

- F4590065.A
- F4590045.A
- F4590048.A
- F4590056.A

1-10V

- F4590065-310.A
- F4590045-310.A
- F4590048-310.A
- F4590056-310.A

Dali

- F4590065-300.A
- F4590045-300.A
- F4590048-300.A
- F4590056-300.A

3000K

Non Dimmable

- F4593065.A
- F4593045.A
- F4593048.A
- F4593056.A

1-10V

- F4593065-310.A
- F4593045-310.A
- F4593048-310.A
- F4593056-310.A

Dali

- F4593065-300.A
- F4593045-300.A
- F4593048-300.A
- F4593056-300.A

4000K

Non Dimmable

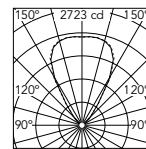
- F4596065.A
- F4596045.A
- F4596048.A
- F4596056.A

1-10V

- F4596065-310.A
- F4596045-310.A
- F4596048-310.A
- F4596056-310.A

Dali

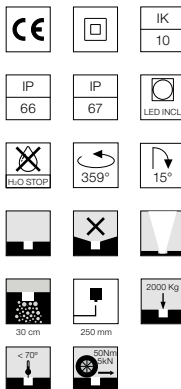
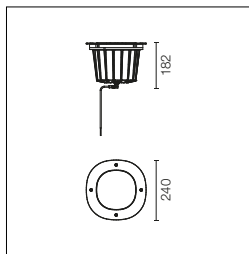
- F4596065-300.A
- F4596045-300.A
- F4596048-300.A
- F4596056-300.A



@4000K

Beam Angle: 64°

h(m)	E(lx)	D(m)
1	2723	1.23
2	681	2.46
3	303	3.69
4	170	4.92
5	109	6.15



Alimentazione elettrica 220/240V integrata. Necessaria cassaforma, da ordinare separatamente.
 Orientabilità sull'asse verticale: max 15°. Rotazione intorno all'asse orizzontale: max 359°.

Integrated 220/240V power supply. Box for installation required, to be ordered separately.
 Adjustment on the vertical axis: max 15°. Rotation around the horizontal axis: max 359°.

Power Led: 21W - 1760 lm ≠ *FIXT 1623 lm - 2700K/CRI 80 - 220-240V / 21W - 2040 lm ≠ *FIXT 1747 lm - 3000K/CRI 80 - 220-240V / 21W - 2200 lm ≠ *FIXT 1878 lm - 4000K/CRI 80 - 220-240V
 *FIXT lm = Spot Optic

Optic Spot

2700K

Non Dimmable

- F4579065.A
- F4579045.A
- F4579048.A
- F4579056.A
- 1-10V
- F4579065-310.A
- F4579045-310.A
- F4579048-310.A
- F4579056-310.A
- Dali
- F4579065-300.A
- F4579045-300.A
- F4579048-300.A
- F4579056-300.A

3000K

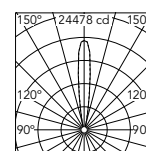
Non Dimmable

- F4582065.A
- F4582045.A
- F4582048.A
- F4582056.A
- 1-10V
- F4582065-310.A
- F4582045-310.A
- F4582048-310.A
- F4582056-310.A
- Dali
- F4582065-300.A
- F4582045-300.A
- F4582048-300.A
- F4582056-300.A

4000K

Non Dimmable

- F4585065.A
- F4585045.A
- F4585048.A
- F4585056.A
- 1-10V
- F4585065-310.A
- F4585045-310.A
- F4585048-310.A
- F4585056-310.A
- Dali
- F4585065-300.A
- F4585045-300.A
- F4585048-300.A
- F4585056-300.A



Beam Angle: 14°

h(m)	E(lx)	D(m)
1	24478	0.25
2	6120	0.50
3	2720	0.75
4	1530	1.00
5	979	1.25

@4000K

Optic Medium

2700K

Non Dimmable

- F4580065.A
- F4580045.A
- F4580048.A
- F4580056.A
- 1-10V
- F4580065-310.A
- F4580045-310.A
- F4580048-310.A
- F4580056-310.A
- Dali
- F4580065-300.A
- F4580045-300.A
- F4580048-300.A
- F4580056-300.A

3000K

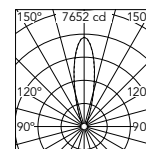
Non Dimmable

- F4583065.A
- F4583045.A
- F4583048.A
- F4583056.A
- 1-10V
- F4583065-310.A
- F4583045-310.A
- F4583048-310.A
- F4583056-310.A
- Dali
- F4583065-300.A
- F4583045-300.A
- F4583048-300.A
- F4583056-300.A

4000K

Non Dimmable

- F4586065.A
- F4586045.A
- F4586048.A
- F4586056.A
- 1-10V
- F4586065-310.A
- F4586045-310.A
- F4586048-310.A
- F4586056-310.A
- Dali
- F4586065-300.A
- F4586045-300.A
- F4586048-300.A
- F4586056-300.A



Beam Angle: 25°

h(m)	E(lx)	D(m)
1	7652	0.45
2	1913	0.90
3	850	1.35
4	478	1.80
5	306	2.25

@4000K

Optic Flood

2700K

Non Dimmable

- F4581065.A
- F4581045.A
- F4581048.A
- F4581056.A
- 1-10V
- F4581065-310.A
- F4581045-310.A
- F4581048-310.A
- F4581056-310.A
- Dali
- F4581065-300.A
- F4581045-300.A
- F4581048-300.A
- F4581056-300.A

3000K

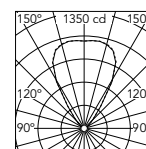
Non Dimmable

- F4584065.A
- F4584045.A
- F4584048.A
- F4584056.A
- 1-10V
- F4584065-310.A
- F4584045-310.A
- F4584048-310.A
- F4584056-310.A
- Dali
- F4584065-300.A
- F4584045-300.A
- F4584048-300.A
- F4584056-300.A

4000K

Non Dimmable

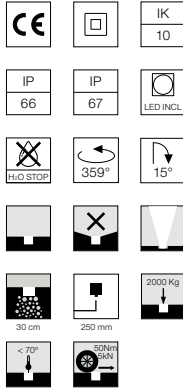
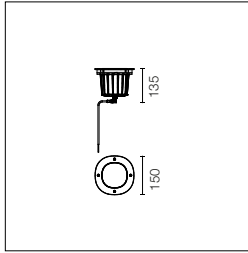
- F4587065.A
- F4587045.A
- F4587048.A
- F4587056.A
- 1-10V
- F4587065-310.A
- F4587045-310.A
- F4587048-310.A
- F4587056-310.A
- Dali
- F4587065-300.A
- F4587045-300.A
- F4587048-300.A
- F4587056-300.A



Beam Angle: 64°

h(m)	E(lx)	D(m)
1	1350	1.25
2	338	2.49
3	150	3.74
4	84	4.98
5	54	6.23

@4000K



Alimentazione elettrica 110/240V integrata. Necessaria cassaforma, da ordinare separatamente. Versione dimmerabile a richiesta. Orientabilità sull'asse verticale: max 15°. Rotazione intorno all'asse orizzontale: max 359°.

Integrated 110/240V power supply. Box for installation required, to be ordered separately. Dimmable version on request. Adjustment on the vertical axis: max 15°. Rotation around the horizontal axis: max 359°.

Power Led: 8W - 572 lm ≠ *FIXT 536 lm - 2700K/CRI 80 - 110-240V / 8W - 663 lm ≠ *FIXT 576 lm - 3000K/CRI 80 - 110-240V / 8W - 715 lm ≠ *FIXT 620 lm - 4000K/CRI 80 - 110-240V
 *FIXT lm = Spot Optic

Optic Spot

2700K

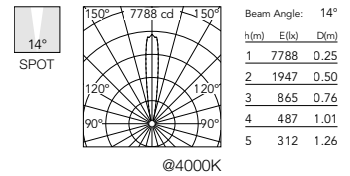
- F4570065.A
- F4570045.A
- F4570048.A
- F4570056.A

3000K

- F4573065.A
- F4573045.A
- F4573048.A
- F4573056.A

4000K

- F4576065.A
- F4576045.A
- F4576048.A
- F4576056.A



Optic Medium

2700K

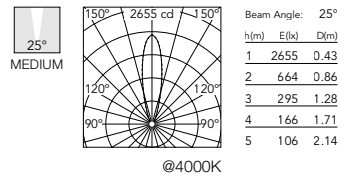
- F4571065.A
- F4571045.A
- F4571048.A
- F4571056.A

3000K

- F4574065.A
- F4574045.A
- F4574048.A
- F4574056.A

4000K

- F4577065.A
- F4577045.A
- F4577048.A
- F4577056.A



Optic Flood

2700K

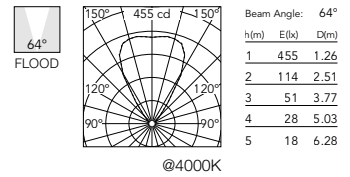
- F4572065.A
- F4572045.A
- F4572048.A
- F4572056.A

3000K




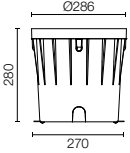



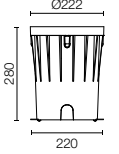



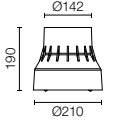

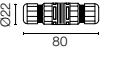


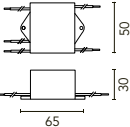
- F4575065.A
- F4575045.A
- F4575048.A
- F4575056.A

4000K

- F4578065.A
- F4578045.A
- F4578048.A
- F4578056.A




A-Round: Accessori / Accessories

Honeycomb.	Honeycomb.	A-Round 315 - 4 Units Kit F4557000		
Lente flood.	Flood lens.	A-Round 315 - 4 Units Kit F4560000		
Cassaforma.	Box for installation.	A-Round 315 F4599000		
Honeycomb.	Honeycomb.	A-Round 240 - 4 Units Kit F4556000		
Lente flood.	Flood lens.	A-Round 240 - 4 Units Kit F4559000		
Cassaforma.	Box for installation.	A-Round 240 F4598000		
Honeycomb.	Honeycomb.	A-Round 150 - 4 Units Kit F4555000		
Lente flood.	Flood lens.	A-Round 150 - 4 Units Kit F4558000		
Cassaforma.	Box for installation.	A-Round 150 F4597000		
Sistema di giunzione IP68 H2O Stop anti-condensa a 2 vie 4 poli. (Ø5,5÷12mm cavo).	2 way terminal block 4 poles IP68 H2O Stop. (ø5,5÷12mm cable).	F990C00A000		
Sistema di giunzione IP68 H2O Stop anti-condensa a 3/4 vie 4 poli. (Ø5,5÷12mm cavo).	3/4 way terminal block 4 poles IP68 H2O Stop. (ø5,5÷12mm cable).	F990C010000		
Dispositivo di protezione per il sovraccarico. 275Vac. Corrente massima di scarica 10KA (8/29us). Massima corrente operativa 5A. Adatto per la connessione in serie. IP66.	Surge protection device. 275Vac. Maximum discharge current 10KA (8/20us). Maximum operating current 5A. Suitable for series connection. IP66.	F990E00A000		

A-Rise



A-Rise





Famiglia / Family

A-Rise 290



Power Led

up to 39W
up to 2956 lm - 2700K/CRI 80
up to 3167 lm - 3000K/CRI 80
up to 3273 lm - 4000K/CRI 80
* Net lumen output

2200K available on request.

CoB Led

up to 38W
up to 3093 lm - 2700K/CRI 80
up to 3326 lm - 3000K/CRI 80
up to 3411 lm - 4000K/CRI 80
* Net lumen output

A-Rise 225



Power Led

up to 21W
up to 1478 lm - 2700K/CRI 80
up to 1584 lm - 3000K/CRI 80
up to 1636 lm - 4000K/CRI 80
* Net lumen output

2200K available on request.

CoB Led

up to 21W
up to 1739 lm - 2700K/CRI 80
up to 1870 lm - 3000K/CRI 80
up to 1961 lm - 4000K/CRI 80
* Net lumen output

A-Rise 145



Power Led

up to 8W
up to 472 lm - 2700K/CRI 80
up to 507 lm - 3000K/CRI 80
up to 583 lm - 4000K/CRI 80
* Net lumen output

CoB Led

up to 9W
up to 545 lm - 2700K/CRI 80
up to 586 lm - 3000K/CRI 80
up to 610 lm - 4000K/CRI 80
* Net lumen output

A-Rise 130



Mid - Power Led

up to 7W
up to 453 lm - 3000K/CRI 80
up to 479 lm - 4000K/CRI 80
* Net lumen output

A-Rise 65



Power Led

up to 3,4W
up to 138 lm - 2700K/CRI 80
up to 149 lm - 3000K/CRI 80
up to 155 lm - 4000K/CRI 80
* Net lumen output

2200K available on request.

A-Rise 65 High Emission



Power Led

up to 4,5W
up to 246 lm - 2700K/CRI 80
up to 267 lm - 3000K/CRI 80
up to 277 lm - 4000K/CRI 80
* Net lumen output

2200K available on request.

A-Rise 49




Power Led

up to 2,3W
up to 106 lm - 2700K/CRI 80
up to 115 lm - 3000K/CRI 80
up to 119 lm - 4000K/CRI 80
* Net lumen output

2200K available on request.

Colori / Colours



56 Matt Stainless Steel

Famiglia completa di apparecchi di illuminazione ad incasso a terra con sorgente luminosa a LED, caratterizzati dalla geometria tonda, adattabile alle molteplici situazioni di installazione architettonica. Disponibili in differenti tagli dimensionali e molteplici fasci di apertura. Le ghiera esterne di chiusura sono realizzate in acciaio inox 316L, trattate con processo di pallinatura tale da migliorare la resistenza a fatica del componente e donare un'estetica finale di satinatura fine. Le viterie di fissaggio sono in acciaio inox AISI 316L.

L'installazione richiede una cassaforma da incasso da ordinare separatamente. È necessario garantire un livello adeguato di materiale drenante sotto la cassaforma o fornire un sistema di scarico per evitare il ristagno di acqua. Per garantire la tenuta del pressacavo è necessario utilizzare cavi elettrici flessibili idonei all'impiego in ambienti esterni..

A-Rise 145 / 225 / 290

Apparecchio ad incasso a terra calpestabile e carrabile, disponibile in tre dimensioni di diametro e in molteplici fasci di apertura, con ottica basculante sull'asse verticale e orientabile sull'asse orizzontale, per una completa flessibilità di modulazione dell'effetto desiderato sulla superficie da illuminare. La posizione arretrata della sorgente luminosa permette di ridurre notevolmente l'abbagliamento diretto garantendo un comfort visivo ottimale.

Corpo dell'apparecchio e dissipatore realizzato in alluminio pressofuso EN AB-47100 a basso contenuto di rame, rivestito con doppio strato di vernice ad alta resistenza alla corrosione. Ghiera esterna in acciaio inox AISI 316L pallinato. Vetro trasparente temperato ad alta resistenza, serigrafato per ridurre l'abbagliamento e fissato attraverso un sistema di incollaggio robotizzato alla contro ghiera. L'apparecchio è dotato di un connettore a vite M12 a tenuta stagna che fornisce isolamento ottimale contro la penetrazione di acqua e rapido collegamento con l'unità di cablaggio, in dotazione con l'apparecchio come un kit IP66/67 remoto da alloggiare nella cassaforma da incasso.

A-Rise 130

Apparecchio ad incasso a parete e a terra calpestabile, caratterizzata dalla ridotta profondità di incasso che ne permette l'uso anche in pareti divisorie di 80 mm. Fascio di apertura flood per una emissione morbida e diffusa, disponibile in due tagli di potenza e flusso luminoso emesso per poter gestire differenti esigenze di illuminazione. Corpo dell'apparecchio e dissipatore realizzato in alluminio pressofuso EN AB-47100 a basso contenuto di rame, rivestito con doppio strato di vernice ad alta resistenza alla corrosione. Ghiera esterna in acciaio inox AISI 316L pallinato. Diffusore in vetro sabbato e serigrafato centralmente per ridurre l'abbagliamento, fissato attraverso un sistema di incollaggio robotizzato. Disponibile versione con modulo led in tensione di rete e versione a 24V dc che necessita di alimentatore remoto da ordinare separatamente.

A-Rise 49 / A-Rise 65

Apparecchi ad incasso a terra calpestabili, predisposti per installazione ad incasso a parete o a controsoffitto nella versione con molle. Declinati in due dimensioni di diametro e caratterizzati dalla forma compatta e dall'assenza di viti a vista; disponibili in differenti fasci di apertura e di diffusione della luce. La posizione leggermente arretrata della sorgente luminosa permette di ridurre l'abbagliamento diretto. Corpo dell'apparecchio in alluminio tornito lega EN AW 6060 con trattamento di anodizzazione ad alta resistenza alla corrosione. Ghiera esterna in acciaio inox AISI 316L pallinato. Diffusore in policarbonato trasparente per le versioni con fascio stretto e medio, policarbonato opale per la versione a luce diffusa. Apparecchio in 24V dc, necessita di alimentatore remoto da ordinare separatamente.

Complete family of ground recessed luminaires with LED source. They are characterized by their curved lines, which adapt to different architectural installation conditions. Available in different sizes and different beam angles. External caps made of 316L stainless steel, shot-blasted to improve its resistance to stress and its aesthetics with a slightly satin finish. The fixing screws are made of AISI 316L stainless steel. The installation requires a recessed box to be ordered separately. To avoid water stagnation, it is necessary to insulate the lower part of the box with a layer of drainage material or other drainage system. In order to guarantee the preservation of the cable guide, it is recommended to use flexible electric cables specifically designed for outdoor use.

A-Rise 145 / 225 / 290

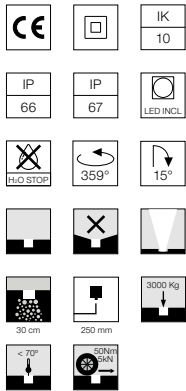
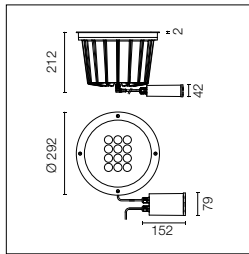
Ground recessed and walk-over luminaire. Available in three different diameters and different beam angles. Equipped with a visor that tilts on the vertical axis and that is adjustable on the horizontal axis in order to adjust brightness and to perfectly adapt it to the desired effect on the surface. The rear position of the light source contributes to a considerable reduction of direct glare, thus ensuring excellent visual comfort. The structure and sink are made of EN AB-47100 die-cast aluminum (with low copper content), coated with a double layer of highly corrosion-resistant paint. The external cap is made of AISI 316L shot-blasted stainless steel. Tempered, transparent glass for higher resistance, silkscreened in order to reduce glare. Fixed to the ring of the external cap through a robotic gluing system. Equipped with an M12 watertight screw-on connector which completely isolates it from water infiltration and guarantees a quick connection with the supplied wiring, together with a remote IP66/67 kit to be installed in the box for recessing.

A-Rise 130

Ground recessed and walk-over luminaire characterized by a shallow recessing which allows its installation in 80 mm partition walls. Wide beam angle for a smooth and diffused light. Available in two power factors and two luminous fluxes to meet different lighting requirements. EN AB-47100 die-cast aluminium structure and sink (with low copper content), coated with a double layer of highly corrosion-resistant paint. AISI 316L shot-blasted stainless steel external cap. Frosted glass diffuser, silkscreened at the center in order to reduce glare and fixed through a robotic gluing system. Available in two versions: 24V and line voltage LED module. The 24V version requires a remote power supply to be ordered separately.

A-Rise 49 / A-Rise 65

Spring-loaded version of the ground recessed and walk-over luminaire, designed to be recessed in walls or false ceilings. Available in two different diameters, it is characterized by its compact shape and the absence of visible screws. Available with different light diffusion and beam angles. The slightly rear position of the light source contributes to reduce the direct glare. Structure in turned aluminium, EN AW 6060 alloy, anodized for better resistance to corrosion. 316L shot-blasted stainless steel external cap. Transparent polycarbonate diffuser for narrow and medium beam versions and opal polycarbonate diffuser for diffused light versions. The 24V dc luminaire is powered by a remote power supply to be ordered separately.



Sorgente a LED inclusa.
Alimentazione elettrica 220-240V ON/ OFF integrata.
Orientabilità asse verticale: max 15°. Rotazione asse orizzontale: max 359°. Alimentatore remoto da alloggiare in cassaforma dotato di spezzone di cavo 400mm con connettore a vite M12 a tenuta stagna all'apparecchio e di uno spezzone di cavo 250mm per il collegamento alla linea elettrica.
Vetro trasparente extrachiaro.

LED light source included.
Integrated 24V dc ON/OFF remote electric power supply.
Adjustment on vertical axis: 15° max. Rotation on horizontal axis: 359° max. Remote power supply that must be placed in a junction box, equipped with a protruding, 400 mm cable with an M12 screw-on connector that guarantees the water tightness of the luminaire, and with a 250 mm cable for the connection to the power line.
Extra clear transparent glass.

2200K disponibile su richiesta.

2200K available on request.

Optic Spot 10°

Power Led: 39W - 3864 lm ≠ OUTPUT 2956 lm - 2700K/CRI 80 - 220÷240V / 39W - 4140 lm ≠ OUTPUT 3167 lm - 3000K/CRI 80 - 220÷240V / 39W - 4278 lm ≠ OUTPUT 3273 lm - 4000K/CRI 80 - 220÷240V

2700K

Non Dimmable

- FA53406356
- 1-10V
- FA53406356-310
- Dali
- FA53406356-300

3000K

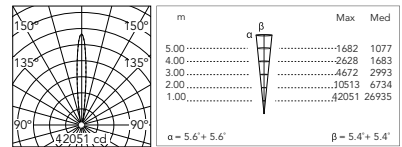
Non Dimmable

- FA53403756
- 1-10V
- FA53403756-310
- Dali
- FA53403756-300

4000K

Non Dimmable

- FA53403656
- 1-10V
- FA53403656-310
- Dali
- FA53403656-300



@ 3000K

Optic Medium 35°

Power Led: 39W - 3864 lm ≠ OUTPUT 2722 lm - 2700K/CRI 80 - 220÷240V / 39W - 4140 lm ≠ OUTPUT 2917 lm - 3000K/CRI 80 - 220÷240V / 39W - 4278 lm ≠ OUTPUT 3014 lm - 4000K/CRI 80 - 220÷240V

2700K

Non Dimmable

- FA53406456
- 1-10V
- FA53406456-310
- Dali
- FA53406456-300

3000K

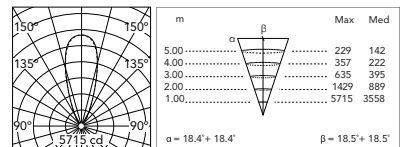
Non Dimmable

- FA53404056
- 1-10V
- FA53404056-310
- Dali
- FA53404056-300

4000K

Non Dimmable

- FA53403956
- 1-10V
- FA53403956-310
- Dali
- FA53403956-300



@ 3000K

Optic Flood 70°

Power Led: 39W - 3864 lm ≠ OUTPUT 2918 lm - 2700K/CRI 80 - 220÷240V / 39W - 4140 lm ≠ OUTPUT 3126 lm - 3000K/CRI 80 - 220÷240V / 39W - 4278 lm ≠ OUTPUT 3230 lm - 4000K/CRI 80 - 220÷240V

2700K

Non Dimmable

- FA53406556
- 1-10V
- FA53406556-310
- Dali
- FA53406556-300

3000K

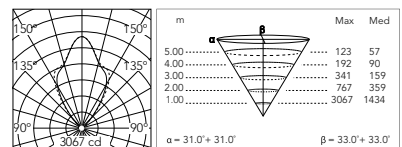
Non Dimmable

- FA53404356
- 1-10V
- FA53404356-310
- Dali
- FA53404356-300

4000K

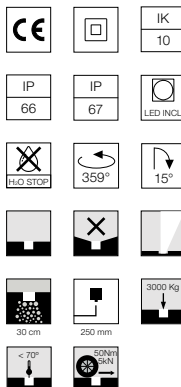
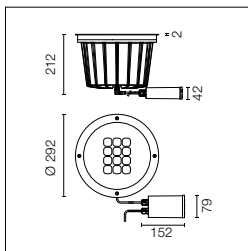
Non Dimmable

- FA53404256
- 1-10V
- FA53404256-310
- Dali
- FA53404256-300



@ 3000K

A-Rise 290 Wall Washer



Sorgente a LED inclusa.
Alimentazione elettrica 220-240V ON/ OFF integrata.
Orientabilità asse verticale: max 15°. Rotazione asse orizzontale: max 359°. Alimentatore remoto da alloggiare in cassaforma dotato di spezzone di cavo 400mm con connettore a vite M12 a tenuta stagna all'apparecchio e di uno spezzone di cavo 250mm per il collegamento alla linea elettrica.
Vetro trasparente extrachiario.

LED light source included.
Integrated 24V dc ON/OFF remote electric power supply.
Adjustment on vertical axis: 15° max. Rotation on horizontal axis: 359° max. Remote power supply that must be placed in a junction box, equipped with a protruding, 400 mm cable with an M12 screw-on connector that guarantees the water tightness of the luminaire, and with a 250 mm cable for the connection to the power line.
Extra clear transparent glass.

2200K disponibile su richiesta.

2200K available on request.

Optic Asymmetric 54°x 66°

Power Led: 39W - 3864 lm ≠ OUTPUT 2840 lm - 2700K/CRI 80 - 220÷240V / 39W - 4140 lm ≠ OUTPUT 3043 lm - 3000K/CRI 80 - 220÷240V / 39W - 4278 lm ≠ OUTPUT 3144 lm - 4000K/CRI 80 - 220÷240V

2700K

Non Dimmable

- FA53406656
- FA53406656-310
- FA53406656-300

3000K

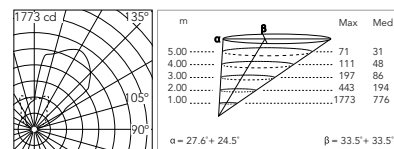
Non Dimmable

- FA53404656
- FA53404656-310
- FA53404656-300

4000K

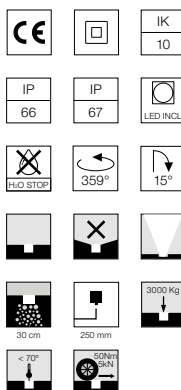
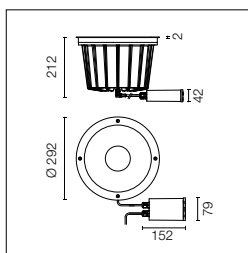
Non Dimmable

- FA53404556
- FA53404556-310
- FA53404556-300



© 3000K

A-Rise 290 High Emission



Sorgente a LED inclusa.
Alimentazione elettrica 220-240V ON/ OFF integrata.
Orientabilità asse verticale: max 15°. Rotazione asse orizzontale: max 359°. Alimentatore remoto da alloggiare in cassaforma dotato di spezzone di cavo 400mm con connettore a vite M12 a tenuta stagna all'apparecchio e di uno spezzone di cavo 250mm per il collegamento alla linea elettrica.
Vetro trasparente extrachiario.

LED light source included.
Integrated 24V dc ON/OFF remote electric power supply.
Adjustment on vertical axis: 15° max. Rotation on horizontal axis: 359° max. Remote power supply that must be placed in a junction box, equipped with a protruding, 400 mm cable with an M12 screw-on connector that guarantees the water tightness of the luminaire, and with a 250 mm cable for the connection to the power line.
Extra clear transparent glass.

Optic Medium 40°

CoB Led: 38W - 4078 lm ≠ OUTPUT 3093 lm - 2700K/CRI 80 - 220÷240V / 38W - 4385 lm ≠ OUTPUT 3326 lm - 3000K/CRI 80 - 220÷240V / 38W - 4496 lm ≠ OUTPUT 3411 lm - 4000K/CRI 80 - 220÷240V

2700K

Non Dimmable

- FA53406756.A
- FA53406756-310.A
- FA53406756-300.A

3000K

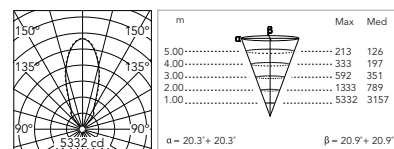
Non Dimmable

- FA53404856.A
- FA53404856-310.A
- FA53404856-300.A

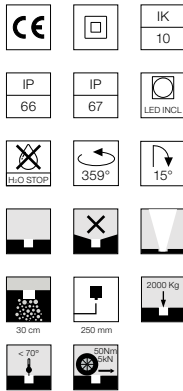
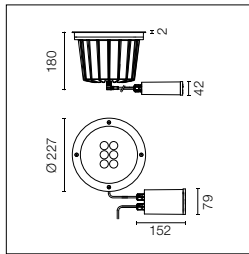
4000K

Non Dimmable

- FA53404756.A
- FA53404756-310.A
- FA53404756-300.A



© 3000K



Sorgente a LED inclusa.
 Alimentazione elettrica 220-240V ON/ OFF integrata.
 Orientabilità asse verticale: max 15°. Rotazione asse orizzontale: max 359°. Alimentatore remoto da alloggiare in cassaforma dotato di spezzone di cavo 400mm con connettore a vite M12 a tenuta stagna all'apparecchio e di uno spezzone di cavo 250mm per il collegamento alla linea elettrica.
 Vetro trasparente extrachiaro.

LED light source included.
 Integrated 24V dc ON/OFF remote electric power supply.
 Adjustment on vertical axis: 15° max. Rotation on horizontal axis: 359° max. Remote power supply that must be placed in a junction box, equipped with a protruding, 400 mm cable with an M12 screw-on connector that guarantees the water tightness of the luminaire, and with a 250 mm cable for the connection to the power line.
 Extra clear transparent glass.

2200K disponibile su richiesta.

2200K available on request.

Optic Spot 10°

Power Led: 21W - 1932 lm ≠ OUTPUT 1478 lm - 2700K/CRI 80 - 220÷240V / 21W - 2070 lm ≠ OUTPUT 1584 lm - 3000K/CRI 80 - 220÷240V / 21W - 2139 lm ≠ OUTPUT 1636 lm - 4000K/CRI 80 - 220÷240V

2700K

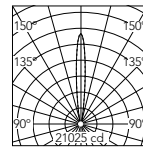
- Non Dimmable
- FA53405756
- 1-10V
- FA53405756-310
- Dali
- FA53405756-300

3000K

- Non Dimmable
- FA53402156
- 1-10V
- FA53402156-310
- Dali
- FA53402156-300

4000K

- Non Dimmable
- FA53402056
- 1-10V
- FA53402056-310
- Dali
- FA53402056-300



m	Max	Med
5,00	841	539
4,00	1314	842
3,00	2336	1496
2,00	5256	3367
1,00	21025	13468

$\alpha = 5.6^{\circ} + 5.6^{\circ}$ $\beta = 5.4^{\circ} + 5.4^{\circ}$

@ 3000K

Optic Medium 35°

Power Led: 21W - 1932 lm ≠ OUTPUT 1361 lm - 2700K/CRI 80 - 220÷240V / 21W - 2070 lm ≠ OUTPUT 1458 lm - 3000K/CRI 80 - 220÷240V / 21W - 2139 lm ≠ OUTPUT 1507 lm - 4000K/CRI 80 - 220÷240V

2700K

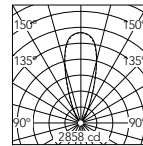
- Non Dimmable
- FA53405856
- 1-10V
- FA53405856-310
- Dali
- FA53405856-300

3000K

- Non Dimmable
- FA53402456
- 1-10V
- FA53402456-310
- Dali
- FA53402456-300

4000K

- Non Dimmable
- FA53402356
- 1-10V
- FA53402356-310
- Dali
- FA53402356-300



m	Max	Med
5,00	114	71
4,00	179	111
3,00	318	198
2,00	714	445
1,00	2858	1779

$\alpha = 18.4^{\circ} + 18.4^{\circ}$ $\beta = 18.5^{\circ} + 18.5^{\circ}$

@ 3000K

Optic Flood 70°

Power Led: 21W - 1932 lm ≠ OUTPUT 1459 lm - 2700K/CRI 80 - 220÷240V / 21W - 2070 lm ≠ OUTPUT 1563 lm - 3000K/CRI 80 - 220÷240V / 21W - 2139 lm ≠ OUTPUT 1615 lm - 4000K/CRI 80 - 220÷240V

2700K

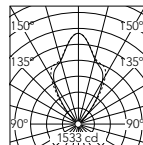
- Non Dimmable
- FA53405956
- 1-10V
- FA53405956-310
- Dali
- FA53405956-300

3000K

- Non Dimmable
- FA53402756
- 1-10V
- FA53402756-310
- Dali
- FA53402756-300

4000K

- Non Dimmable
- FA53402656
- 1-10V
- FA53402656-310
- Dali
- FA53402656-300

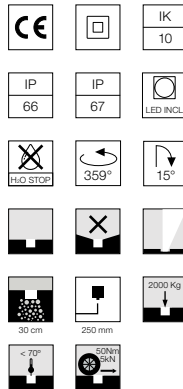
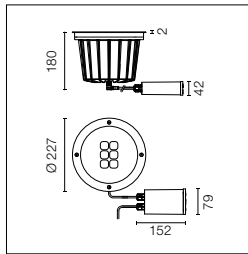


m	Max	Med
5,00	61	29
4,00	96	45
3,00	170	80
2,00	383	179
1,00	1533	717

$\alpha = 31.0^{\circ} + 31.0^{\circ}$ $\beta = 33.0^{\circ} + 33.0^{\circ}$

@ 3000K

A-Rise 225 Wall Washer



Sorgente a LED inclusa.
Alimentazione elettrica 220-240V ON/ OFF integrata.
Orientabilità asse verticale: max 15°. Rotazione asse orizzontale: max 359°. Alimentatore remoto da alloggiare in cassaforma dotato di spezzone di cavo 400mm con connettore a vite M12 a tenuta stagna all'apparecchio e di uno spezzone di cavo 250mm per il collegamento alla linea elettrica.
Vetro trasparente extrachiario.

LED light source included.
Integrated 24V dc ON/OFF remote electric power supply.
Adjustment on vertical axis: 15° max. Rotation on horizontal axis: 359° max. Remote power supply that must be placed in a junction box, equipped with a protruding, 400 mm cable with an M12 screw-on connector that guarantees the water tightness of the luminaire, and with a 250 mm cable for the connection to the power line.
Extra clear transparent glass.

2200K disponibile su richiesta.

2200K available on request.

Optic Asymmetric 54°x 66°

Power Led: 21W - 1932 lm ≠ OUTPUT 1420 lm - 2700K/CRI 80 - 220÷240V / 21W - 2070 lm ≠ OUTPUT 1521 lm - 3000K/CRI 80 - 220÷240V / 21W - 2139 lm ≠ OUTPUT 1572 lm - 4000K/CRI 80 - 220÷240V

2700K

Non Dimmable

- FA53406056
- FA53406056-310
- FA53406056-300

3000K

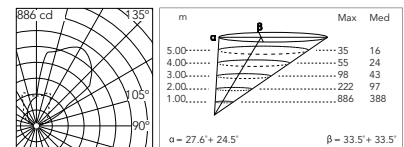
Non Dimmable

- FA53403056
- FA53403056-310
- FA53403056-300

4000K

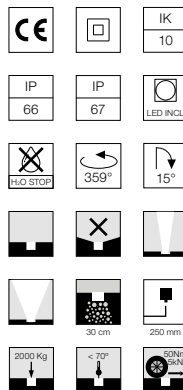
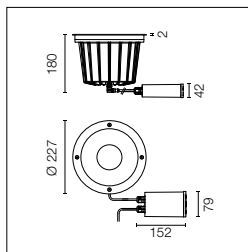
Non Dimmable

- FA53402956
- FA53402956-310
- FA53402956-300



@ 3000K

A-Rise 225 High Emission



Sorgente a LED inclusa.
Alimentazione elettrica 220-240V ON/ OFF integrata.
Orientabilità asse verticale: max 15°. Rotazione asse orizzontale: max 359°. Alimentatore remoto da alloggiare in cassaforma dotato di spezzone di cavo 400mm con connettore a vite M12 a tenuta stagna all'apparecchio e di uno spezzone di cavo 250mm per il collegamento alla linea elettrica.
Vetro trasparente extrachiario.

LED light source included.
Integrated 24V dc ON/OFF remote electric power supply.
Adjustment on vertical axis: 15° max. Rotation on horizontal axis: 359° max. Remote power supply that must be placed in a junction box, equipped with a protruding, 400 mm cable with an M12 screw-on connector that guarantees the water tightness of the luminaire, and with a 250 mm cable for the connection to the power line.
Extra clear transparent glass.

Optic Spot 16°

CoB Led: 21W - 2246 lm ≠ OUTPUT 1739 lm - 2700K/CRI 80 - 220÷240V / 21W - 2415 lm ≠ OUTPUT 1870 lm - 3000K/CRI 80 - 220÷240V / 21W - 2533 lm ≠ OUTPUT 1961 lm - 4000K/CRI 80 - 220÷240V

2700K

Non Dimmable

- FA53406156.A
- FA53406156-310.A
- FA53406156-300.B

3000K

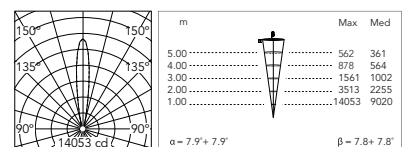
Non Dimmable

- FA53403256.A
- FA53403256-310.A
- FA53403256-300.B

4000K

Non Dimmable

- FA53403156.A
- FA53403156-310.A
- FA53403156-300.B



@ 3000K

Optic Medium 40°

CoB Led: 21W - 2246 lm ≠ OUTPUT 1673 lm - 2700K/CRI 80 - 220÷240V / 21W - 2415 lm ≠ OUTPUT 1799 lm - 3000K/CRI 80 - 220÷240V / 21W - 2533 lm ≠ OUTPUT 1886 lm - 4000K/CRI 80 - 220÷240V

2700K

Non Dimmable

- FA53406256.A
- FA53406256-310.A
- FA53406256-300.B

3000K

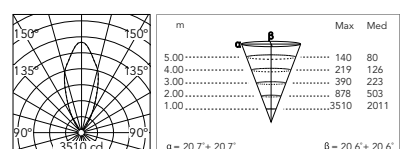
Non Dimmable

- FA53403456.A
- FA53403456-310.A
- FA53403456-300.B

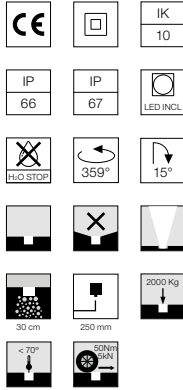
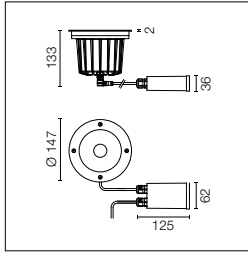
4000K

Non Dimmable

- FA53403356.A
- FA53403356-310.A
- FA53403356-300.B



@ 3000K



Sorgente a LED inclusa.
 Alimentazione elettrica 220-240V ON/ OFF integrata.
 Orientabilità asse verticale: max 15°. Rotazione asse orizzontale: max 359°. Alimentatore remoto da alloggiare in cassaforma dotato di spezzone di cavo 400mm con connettore a vite M12 a tenuta stagna all'apparecchio e di uno spezzone di cavo 250mm per il collegamento alla linea elettrica.
 Vetro trasparente extrachiaro.
 Versione dimmerabile a richiesta.

LED light source included.
 Integrated 24V dc ON/OFF remote electric power supply.
 Adjustment on vertical axis: 15° max. Rotation on horizontal axis: 359° max. Remote power supply that must be placed in a junction box, equipped with a protruding, 400 mm cable with an M12 screw-on connector that guarantees the water tightness of the luminaire, and with a 250 mm cable for the connection to the power line.
 Extra clear transparent glass.
 Adjustable light intensity version available upon request.

Optic Spot 10°

Power Led: 8W - 509 lm ≠ OUTPUT 451 lm - 2700K/CRI 80 - 220÷240V / 8W - 547 lm ≠ OUTPUT 485 lm - 3000K/CRI 80 - 220÷240V / 8W - 630 lm ≠ OUTPUT 558 lm - 4000K/CRI 80 - 220÷240V

2700K

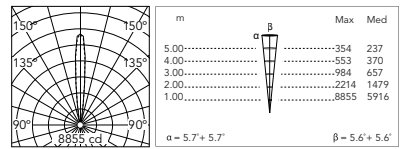
- FA53405156

3000K

- FA53400356

4000K

- FA53400256



@ 3000K

Optic Medium 24°

Power Led: 8W - 509 lm ≠ OUTPUT 472 lm - 2700K/CRI 80 - 220÷240V / 8W - 547 lm ≠ OUTPUT 507 lm - 3000K/CRI 80 - 220÷240V / 8W - 630 lm ≠ OUTPUT 583 lm - 4000K/CRI 80 - 220÷240V

2700K

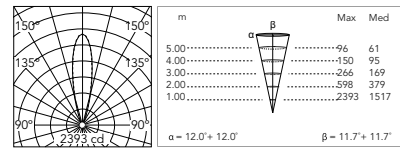
- FA53405256.A

3000K

- FA53400656.A

4000K

- FA53400556.A



@ 3000K

Optic Flood 50°

Power Led: 8W - 509 lm ≠ OUTPUT 433 lm - 2700K/CRI 80 - 220÷240V / 8W - 547 lm ≠ OUTPUT 466 lm - 3000K/CRI 80 - 220÷240V / 8W - 630 lm ≠ OUTPUT 536 lm - 4000K/CRI 80 - 220÷240V

2700K

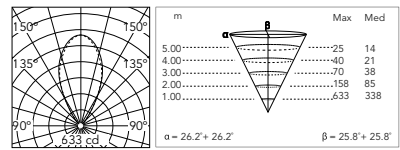
- FA53405356.A

3000K

- FA53400956.A

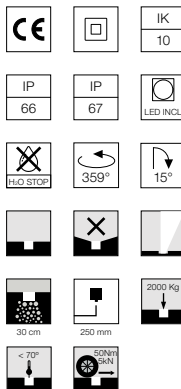
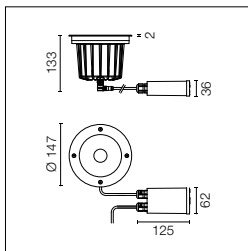

4000K

- FA53400856.A



@ 3000K

A-Rise 145 Wall Washer



Sorgente a LED inclusa.
Alimentazione elettrica 220-240V ON/ OFF integrata.
Orientabilità asse verticale: max 15°. Rotazione asse orizzontale: max 359°. Alimentatore remoto da alloggiare in cassaforma dotato di spezzone di cavo 400mm con connettore a vite M12 a tenuta stagna all'apparecchio e di uno spezzone di cavo 250mm per il collegamento alla linea elettrica.
Vetro trasparente extrachiari. Versione dimmerabile a richiesta.

LED light source included. Integrated 24V dc ON/OFF remote electric power supply. Adjustment on vertical axis: 15° max. Rotation on horizontal axis: 359° max. Remote power supply that must be placed in a junction box, equipped with a protruding, 400 mm cable with an M12 screw-on connector that guarantees the water tightness of the luminaire, and with a 250 mm cable for the connection to the power line. Extra clear transparent glass. Adjustable light intensity version available upon request.

Optic Asymmetric 54°x 66°

Power Led: 8W - 509 lm ≠ OUTPUT 413 lm - 2700K/CRI 80 - 220÷240V / 8W - 547 lm ≠ OUTPUT 444 lm - 3000K/CRI 80 - 220÷240V / 8W - 630 lm ≠ OUTPUT 511 lm - 4000K/CRI 80 - 220÷240V

2700K

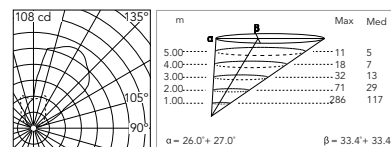
● FA53405456.A

3000K

● FA53401256.A

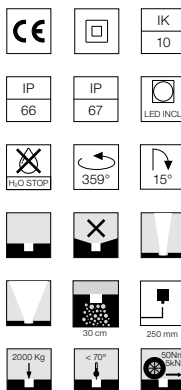
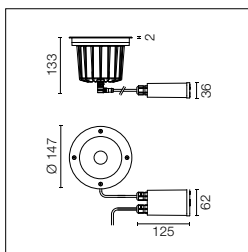
4000K

● FA53401156.A



@ 3000K

A-Rise 145 High Emission



Sorgente a LED inclusa.
Alimentazione elettrica 220-240V ON/ OFF integrata.
Orientabilità asse verticale: max 15°. Rotazione asse orizzontale: max 359°. Alimentatore remoto da alloggiare in cassaforma dotato di spezzone di cavo 400mm con connettore a vite M12 a tenuta stagna all'apparecchio e di uno spezzone di cavo 250mm per il collegamento alla linea elettrica.
Vetro trasparente extrachiari. Versione dimmerabile a richiesta.

LED light source included. Integrated 24V dc ON/OFF remote electric power supply. Adjustment on vertical axis: 15° max. Rotation on horizontal axis: 359° max. Remote power supply that must be placed in a junction box, equipped with a protruding, 400 mm cable with an M12 screw-on connector that guarantees the water tightness of the luminaire, and with a 250 mm cable for the connection to the power line. Extra clear transparent glass. Adjustable light intensity version available upon request.

Optic Spot 16°

CoB Led: 9W - 857 lm ≠ OUTPUT 518 lm - 2700K/CRI 80 - 220÷240V / 9W - 922 lm ≠ OUTPUT 557 lm - 3000K/CRI 80 - 220÷240V / 9W - 959 lm ≠ OUTPUT 579 lm - 4000K/CRI 80 - 220÷240V

2700K

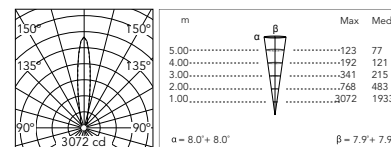
● FA53405556

3000K

● FA53401556

4000K

● FA53401456



@ 3000K

Optic Flood 50°

CoB Led: 9W - 857 lm ≠ OUTPUT 545 lm - 2700K/CRI 80 - 220÷240V / 9W - 922 lm ≠ OUTPUT 586 lm - 3000K/CRI 80 - 220÷240V / 9W - 959 lm ≠ OUTPUT 610 lm - 4000K/CRI 80 - 220÷240V

2700K

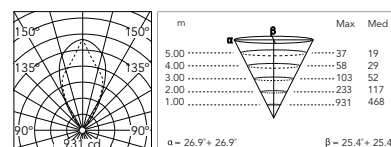
● FA53405656

3000K

● FA53401856

4000K

● FA53401756

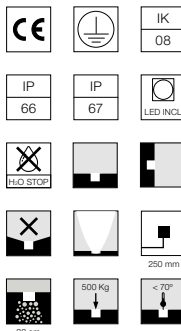
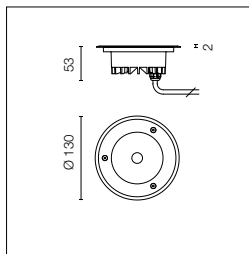


@ 3000K

A-Rise: Accessori / Accessories

Scatola per incasso.	Box for installation.	A-Rise 290 F4599000		
Scatola per incasso.	Box for installation.	A-Rise 225 F4598000		
Scatola per incasso.	Box for installation.	A-Rise 145 F4597000		
Sistema di giunzione IP68 H ₂ O Stop anti-condensa a 2 vie 4 poli. (ø5,5÷12mm cavo).	2 way terminal block 4 poles IP68 H ₂ O Stop. (ø5,5÷12mm cable).	F990C00A000		
Sistema di giunzione IP68 H ₂ O Stop anti-condensa a 3/4 vie 4 poli. (ø5,5÷12mm cavo).	3/4 way terminal block 4 poles IP68 H ₂ O Stop. (ø5,5÷12mm cable).	F990C010000		
Dispositivo di protezione per il sovraccarico. 275Vac. Corrente massima di scarica 10KA (8/29µs). Massima corrente operativa 5A. Adatto per la connessione in serie. IP66.	Surge protection device. 275Vac. Maximum discharge current 10KA (8/20µs). Maximum operating current 5A. Suitable for series connection. IP66.	F990E00A000		

A-Rise 130 HP



Sorgente a LED inclusa a tensione di rete. Necessaria cassaforma da ordinare separatamente. Dotato di spezzone di cavo uscente in neoprene di 250 mm e sistema di giunzione H2O STOP a 2 vie e 3 poli per connessione a tenuta stagna. Vetro sabbiato.

Mains voltage LED light source included. Requires a junction box to be ordered separately. The luminaire is equipped with a protruding, neoprene, 250 mm cable with an integrated 2-way, 3-pole H2O STOP connection system guaranteeing the water tightness of the connection. Frosted glass.

Optic Wide Flood 96°

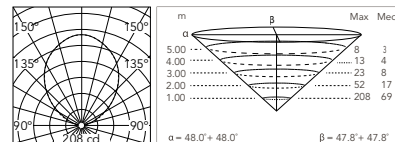
Mid-Power Led: 7W - 525 lm ≠ OUTPUT 453 lm - 3000K/CRI 80 - 220-230V / 7W - 555 lm ≠ OUTPUT 479 lm - 4000K/CRI 80 - 220-230V

3000K

● FA53000356.A

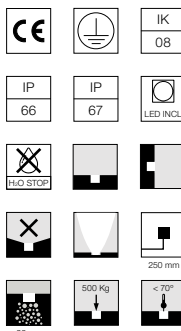
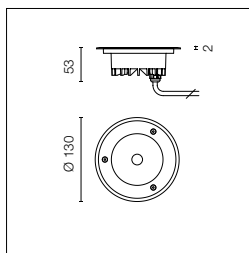
4000K

● FA53000256.A



@ 4000K

A-Rise 130



Sorgente a LED inclusa a tensione di rete. Necessaria cassaforma da ordinare separatamente. Dotato di spezzone di cavo uscente in neoprene di 250 mm e sistema di giunzione H2O STOP a 2 vie e 3 poli per connessione a tenuta stagna. Vetro sabbiato.

Mains voltage LED light source included. Requires a junction box to be ordered separately. The luminaire is equipped with a protruding, neoprene, 250 mm cable with an integrated 2-way, 3-pole H2O STOP connection system guaranteeing the water tightness of the connection. Frosted glass.

Optic Wide Flood 120°

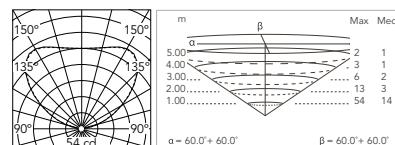
Mid-Power Led: 4W - 380 lm ≠ OUTPUT 189 lm - 3000K/CRI 80 - 220.230V / 4W - 400 lm ≠ OUTPUT 199 lm - 4000K/CRI 80 - 220.230V

3000K

● FA53000856.A

4000K

● FA53000756.A



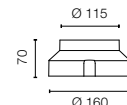
@ 4000K

A-Rise 130: Accessori / Accessories

Scatola per incasso

Box for installation

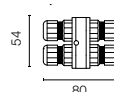
FA50



Sistema di giunzione IP68 H₂O Stop anti-condensa a 3/4 vie 4 poli. (ø5,5÷12mm cavo).

3/4 way terminal block 4 poles IP68 H₂O Stop. (ø5,5÷12mm cable).

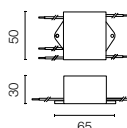
F990C010000



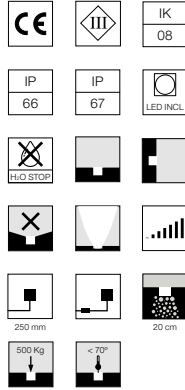
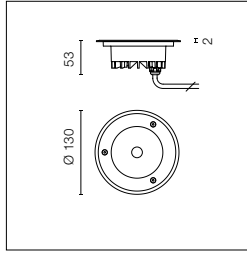
Dispositivo di protezione per il sovraccarico. 275Vac. Corrente massima di scarica 10KA (8/29µs). Massima corrente operativa 5A. Adatto per la connessione in serie. IP66.

Surge protection device. 275Vac. Maximum discharge current 10KA (8/20µs). Maximum operating current 5A. Suitable for series connection. IP66.

F990E00A000



A-Rise 130 HP Low Voltage



Sorgente a LED inclusa. Alimentazione elettrica remota 24V dc da ordinare separatamente, ON/ OFF e dimmerabile 1-10V o DALI. Necessaria cassaforma da ordinare separatamente. Dotato di spezzone di cavo uscente in neoprene di 250 mm con sistema integrato di giunzione H2O STOP e kit con connettori crimp e guaina termorestringente adesiva per connessione a tenuta stagna. Vetro sabbato.

LED light source included. 24V remote electric power supply to be ordered separately, ON/OFF and adjustable light intensity from 1 to 10V or DALI. Requires a junction box to be ordered separately. The luminaire is equipped with a protruding, neoprene, 250 mm cable with an integrated H2O STOP connection system and a wiring kit with crimp connectors and adhesive heat-shrink tubing guaranteeing the water tightness of the connection. Frosted glass.

Optic Wide Flood 96°

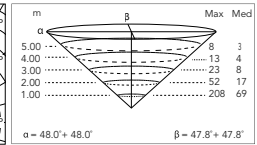
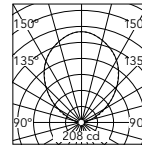
Mid-Power Led: 7,3W - 707 lm ≠ OUTPUT 380 lm - 3000K/CRI 80 - 24Vdc / 7,3W - 734 lm ≠ OUTPUT 394 lm - 4000K/CRI 80 - 24Vdc

3000K

Dimmable
● FA53000656

4000K

Dimmable
● FA53000556



@ 4000K

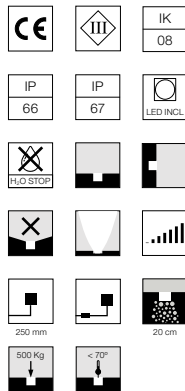
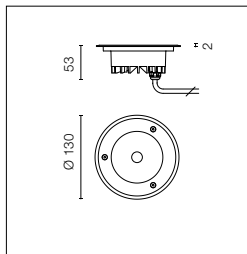
* Numero massimo di apparecchi per alimentatore / Max fixtures for each power supply

Numero massimo di apparecchi per alimentatore (Vin 220÷240). Dati indicativi da verificare con le specifiche condizioni di installazione.

Max fixtures for each power supply (Vin 220÷240). Data in the chart are provided as a guide only. Please verify according to your installation.

Acc. RF25747	1	Acc. RF25752	2
Acc. RF25757	1	Acc. F990B28A000	7
Acc. RF25750	2	Acc. F990B27A000	9
Acc. F990B21A000	2	Acc. F990B29A000	12
Acc. RF26387.A	2		

A-Rise 130 Low Voltage



Sorgente a LED inclusa. Alimentazione elettrica remota 24V dc da ordinare separatamente, ON/ OFF e dimmerabile 1-10V o DALI. Necessaria cassaforma da ordinare separatamente. Dotato di spezzone di cavo uscente in neoprene di 250 mm con sistema integrato di giunzione H2O STOP e kit con connettori crimp e guaina termorestringente adesiva per connessione a tenuta stagna. Vetro sabbato.

LED light source included. 24V remote electric power supply to be ordered separately, ON/OFF and adjustable light intensity from 1 to 10V or DALI. Requires a junction box to be ordered separately. The luminaire is equipped with a protruding, neoprene, 250 mm cable with an integrated H2O STOP connection system and a wiring kit with crimp connectors and adhesive heat-shrink tubing guaranteeing the water tightness of the connection. Frosted glass.

Optic Wide Flood 120°

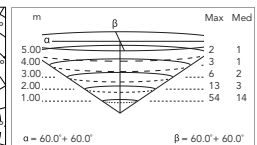
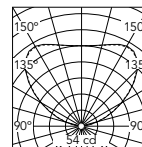
Mid-Power Led: 4W - 360 lm ≠ OUTPUT 190 lm - 3000K/CRI 80 - 24Vdc / 4W - 380 lm ≠ OUTPUT 200 lm - 4000K/CRI 80 - 24Vdc

3000K

Dimmable
● FA530001056

4000K

Dimmable
● FA53000956



@ 4000K


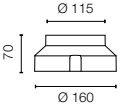

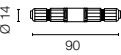
* Numero massimo di apparecchi per alimentatore / Max fixtures for each power supply

Numero massimo di apparecchi per alimentatore (Vin 220÷240). Dati indicativi da verificare con le specifiche condizioni di installazione.


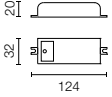

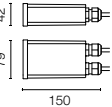


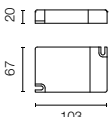


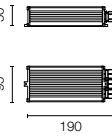


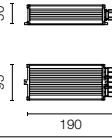

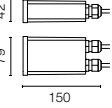

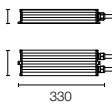

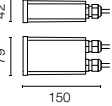

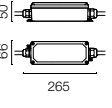

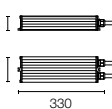
Max fixtures for each power supply (Vin 220÷240). Data in the chart are provided as a guide only. Please verify according to your installation.

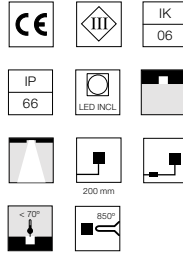
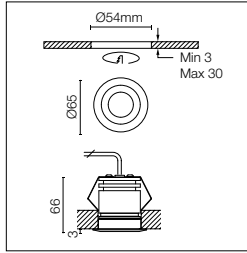
Acc. RF25747	2	Acc. RF25752	4
Acc. RF25757	2	Acc. F990B28A000	12
Acc. RF25750	4	Acc. F990B27A000	16
Acc. F990B21A000	4	Acc. F990B29A000	21
Acc. RF26387.A	4		

A-Rise 130 Low Voltage: Accessori / Accessories

Scatola per incasso	Box for installation	FA50		
Sistema di giunzione IP68 a 2 vie 2 poli. (Ø4÷6,9mm cavo).	2 way terminal block 2 poles IP68. (Ø4÷6,9mm cable).	F990C050000		
Non può essere alloggiato nella scatola per incasso.	It can't be placed in the recessed box for installation.			

A-Rise 130 Low Voltage: Driver / Drivers

Alimentatore 24V 10W / 110-240V IP20 Classe II selv.	Power supply 24V 10W / 110-240V IP20 Class II selv.	*RF25747		
Alimentatore 24V 10W / 110-240V IP67 Classe II selv.	Power supply 24V 10W / 110-240V IP67 Class II selv.	*RF25757		
Alimentatore per installazione remota 24Vdc 17W / 110-240V (15W@110V) IP20 Classe II selv.	Power supply for remote installation 24Vdc 17W / 110-240V (15W@110V) IP20 Class II selv.	*RF25750  Dimmable Push-Dim Or 1-10V See Wiring Diagram n.4. page 854.		
Alimentatore 17W/110÷240V - 24Vdc (15W@110V) IP67 Classe II selv.	Power supply 17W/110÷240V - 24Vdc (15W@110V) IP67 Class II Selv.	*F990B21A000  Dimmable Push-Dim Or 1-10V See Wiring Diagram n.4. page 854.		
Alimentatore per installazione remota 24Vdc 20W / 110-240Vdc (15W@110V) IP67 Classe II selv.	Power supply for remote installation 24Vdc 20W / 110-240Vdc (15W@110V) IP67 Class II selv.	*RF26387.A  Dimmable DALI See Wiring Diagram n.4. page 854.		
Alimentatore per installazione remota 24Vdc 20W / 220-240V IP67 Classe II selv.	Power supply for remote installation 24Vdc 20W / 220-240V IP67 Class II selv.	*RF25752		
Alimentatore per installazione remota 24Vdc 50W / 120-240V IP67 Classe II selv.	Power supply for remote installation 24Vdc 50W / 120-240V IP67 Class II selv.	*F990B28A000		
Alimentatore 24Vdc 35W / 120-270V IP67 Classe II selv.	Power supply 24Vdc 35W / 120-270V IP67 Class II selv.	F990B23AZ00		
Alimentatore per installazione remota 24Vdc 70W / 220-240V IP67 Classe II selv.	Power supply for remote installation 24Vdc 70W / 220-240V IP67 Class II selv.	*F990B27A000		
Alimentatore per installazione remota 24Vdc 96W / 120-240V IP67 Classe II selv.	Power supply for remote installation 24Vdc 96W / 120-240V IP67 Class II selv.	*F990B29A000		



Sorgente a LED inclusa. Alimentazione elettrica remota 24V dc da ordinare separatamente. Completo di molle per installazione in cartongesso. Dotato di spezzone di cavo uscente in neoprene di 200 mm e kit con connettori crimp e guaina termorestringente adesiva per connessione a tenuta stagna. Diffusore policarbonato trasparente. Versione dimmerabile a richiesta.

LED source included. 24V dc remote electric power supply to be ordered separately. Includes a spring for plasterboard installations. The luminaire is equipped with a protruding, neoprene, 200 mm cable and a wiring kit with crimp connectors and adhesive heat-shrink tubing guaranteeing the water tightness of the connection. Transparent polycarbonate diffuser. Adjustable light intensity version available upon request.

2200K disponibile su richiesta.

2200K available on request.

Optic Spot 10°

Power Led: 3,4W - 199 lm ≠ OUTPUT 138 lm - 2700K/CRI 80 - 24Vdc / 3,4W - 215 lm ≠ OUTPUT 149 lm - 3000K/CRI 80 - 24Vdc / 3,4W - 224 lm ≠ OUTPUT 155 lm - 4000K/CRI 80 - 24Vdc

2700K

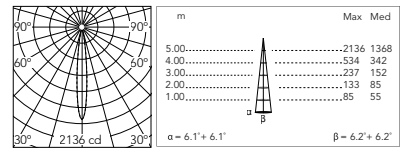
- FA51820556

3000K

- FA51800656

4000K

- FA51800556



@ 3000K

Optic Medium 30°

Power Led: 3,4W - 199 lm ≠ OUTPUT 121 lm - 2700K/CRI 80 - 24Vdc / 3,4W - 215 lm ≠ OUTPUT 131 lm - 3000K/CRI 80 - 24Vdc / 3,4W - 224 lm ≠ OUTPUT 136 lm - 4000K/CRI 80 - 24Vdc

2700K

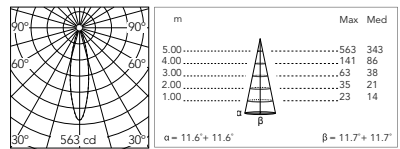
- FA51820856

3000K

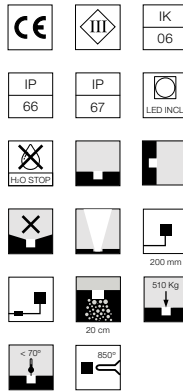
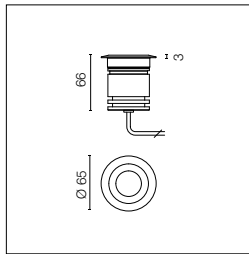
- FA51800956

4000K

- FA51800856



@ 3000K



Sorgente a LED inclusa. Alimentazione elettrica remota 24V dc da ordinare separatamente. Necessaria cassaforma da ordinare separatamente. Dotato di spezzone di cavo uscente in neoprene di 200 mm con sistema integrato di giunzione H2O STOP e kit con connettori crimp e guaina termorestringente adesiva per connessione a tenuta stagna. Diffusore policarbonato trasparente. Versione dimmerabile a richiesta.

LED source included. 24V dc remote electric power supply to be ordered separately. Requires a junction box to be ordered separately. The luminaire is equipped with a protruding, neoprene, 200 mm cable with an integrated H2O STOP connection system and a wiring kit with crimp connectors and adhesive heat-shrink tubing guaranteeing the water tightness of the connection. Transparent polycarbonate diffuser. Adjustable light intensity version available upon request.

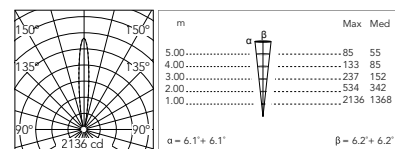
2200K disponibile su richiesta.

2200K available on request.

Optic Spot 10°

Power Led: 3,4W - 199 lm ≠ OUTPUT 138 lm - 2700K/CRI 80 - 24Vdc / 3,4W - 215 lm ≠ OUTPUT 149 lm - 3000K/CRI 80 - 24Vdc / 3,4W - 224 lm ≠ OUTPUT 155 lm - 4000K/CRI 80 - 24Vdc

- 2700K**
● FA51820256
- 3000K**
● FA51800356
- 4000K**
● FA51800256

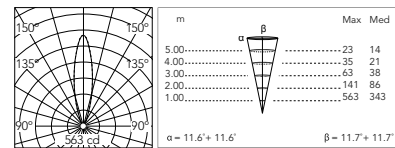


@ 3000K

Optic Medium 30°

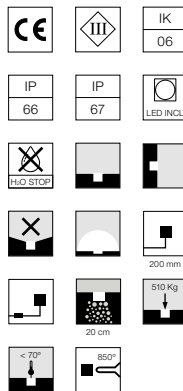
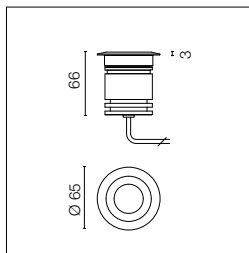
Power Led: 3,4W - 199 lm ≠ OUTPUT 121 lm - 2700K/CRI 80 - 24Vdc / 3,4W - 215 lm ≠ OUTPUT 131 lm - 3000K/CRI 80 - 24Vdc / 3,4W - 224 lm ≠ OUTPUT 136 lm - 4000K/CRI 80 - 24Vdc

- 2700K**
● FA51821256
- 3000K**
● FA51801356
- 4000K**
● FA51801256



@ 3000K

A-Rise 65 Opal



Sorgente la LED inclusa. Alimentazione elettrica remota 24V dc da ordinare separatamente. Necessaria cassaforma da ordinare separatamente. Dotato di spezzone di cavo uscente in neoprene di 200 mm e kit con connettori crimp e guaina termorestringente adesiva per connessione a tenuta stagna. Diffusore policarbonato opale. Versione dimmerabile a richiesta.

LED light source included. 24V dc remote electric power supply to be ordered separately. Requires a junction box to be ordered separately. The luminaire is equipped with a protruding, neoprene, 200 mm cable and a wiring kit with crimp connectors and adhesive heat-shrink tubing guaranteeing the water tightness of the connection. Opal polycarbonate diffuser. Adjustable light intensity version available upon request.

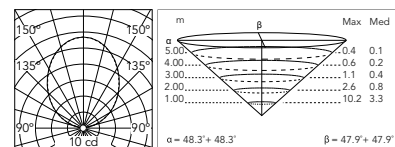
2200K disponibile su richiesta.

2200K available on request.

Optic Wide Flood 100°

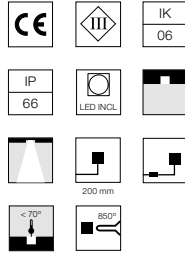
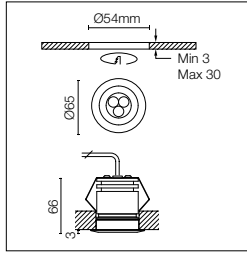
Power Led: 3,4W - 169 lm ≠ OUTPUT 20 lm - 2700K/CRI 80 - 24Vdc / 3,4W - 182 lm ≠ OUTPUT 22 lm - 3000K/CRI 80 - 24Vdc / 3,4W - 198 lm ≠ OUTPUT 24 lm - 4000K/CRI 80 - 24Vdc

- 2700K**
● FA51823456
- 3000K**
● FA51803556
- 4000K**
● FA51803456



@ 4000K

A-Rise 65 HP Ceiling



Sorgente a LED inclusa. Alimentazione elettrica remota 24V dc da ordinare separatamente. Completo di molle per installazione in cartongesso. Dotato di spezzone di cavo uscente in neoprene di 200 mm e kit con connettori crimp e guaina termorestringente adesiva per connessione a tenuta stagna. Diffusore policarbonato trasparente. Versione dimmerabile a richiesta.

LED source included. 24V dc remote electric power supply to be ordered separately. Includes a spring for plasterboard installations. The luminaire is equipped with a protruding, neoprene, 200 mm cable and a wiring kit with crimp connectors and adhesive heat-shrink tubing guaranteeing the water tightness of the connection. Transparent polycarbonate diffuser. Adjustable light intensity version available upon request.

Optic Spot 10°

2200K disponibile su richiesta.

2200K available on request.

Power Led: 4,5W - 331 lm ≠ OUTPUT 246 lm - 2700K/CRI 80 - 24Vdc / 4,5W - 359 lm ≠ OUTPUT 267 lm - 3000K/CRI 80 - 24Vdc / 4,5W - 373 lm ≠ OUTPUT 277 lm - 4000K/CRI 80 - 24Vdc

2700K

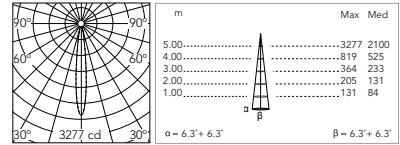
● FA51821556

3000K

● FA51801656

4000K

● FA51801556



@ 3000K

Optic Medium 30°

Power Led: 4,5W - 331 lm ≠ OUTPUT 218 lm - 2700K/CRI 80 - 24Vdc / 4,5W - 359 lm ≠ OUTPUT 236 lm - 3000K/CRI 80 - 24Vdc / 4,5W - 373 lm ≠ OUTPUT 245 lm - 4000K/CRI 80 - 24Vdc

2700K

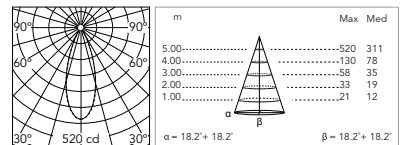
● FA51822556

3000K

● FA51802656

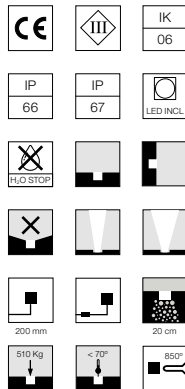
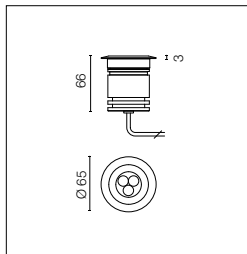
4000K

● FA51802556



@ 3000K

A-Rise 65 HP



Sorgente a LED inclusa. Alimentazione elettrica remota 24V dc da ordinare separatamente. Necessaria cassaforma da ordinare separatamente. Dotato di spezzone di cavo uscente in neoprene di 200 mm con sistema integrato di giunzione H2O STOP e kit con connettori crimp e guaina termorestringente adesiva per connessione a tenuta stagna. Diffusore policarbonato trasparente. Versione dimmerabile a richiesta.

LED source included. 24V dc remote electric power supply to be ordered separately. Requires a junction box to be ordered separately. The luminaire is equipped with a protruding, neoprene, 200 mm cable with an integrated H2O STOP connection system and a wiring kit with crimp connectors and adhesive heat-shrink tubing guaranteeing the water tightness of the connection. Transparent polycarbonate diffuser. Adjustable light intensity version available upon request.

Optic Spot 10°

2200K disponibile su richiesta.

2200K available on request.

Power Led: 4,5W - 331 lm ≠ OUTPUT 246 lm - 2700K/CRI 80 - 24Vdc / 4,5W - 359 lm ≠ OUTPUT 267 lm - 3000K/CRI 80 - 24Vdc / 4,5W - 373 lm ≠ OUTPUT 277 lm - 4000K/CRI 80 - 24Vdc

2700K

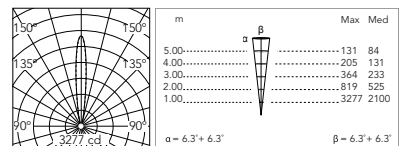
● FA51822256

3000K

● FA51802356

4000K

● FA51802256



@ 3000K

Optic Medium 30°

Power Led: 4,5W - 331 lm ≠ OUTPUT 218 lm - 2700K/CRI 80 - 24Vdc / 4,5W - 359 lm ≠ OUTPUT 236 lm - 3000K/CRI 80 - 24Vdc / 4,5W - 373 lm ≠ OUTPUT 245 lm - 4000K/CRI 80 - 24Vdc

2700K

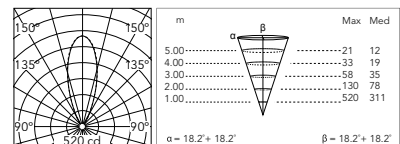
● FA51823256

3000K

● FA51803356

4000K

● FA51803256




@ 3000K

A-Rise 65: Accessori / Accessories

Scatola per incasso.	Box for installation.	F004Z0K0000		
Sistema di giunzione IP68 a 2 vie 2 poli. (Ø4÷6,9mm cavo).	2 way terminal block 2 poles IP68. (Ø4÷6,9mm cable).	F990C050000		
Non può essere alloggiato nella scatola per incasso.	It can't be placed in the recessed box for installation.			

A-Rise 65: Driver 24Vdc / Drivers 24Vdc

Alimentatore doppia funzione Vout 24Vdc: 8W/100÷240V Iout 350mA: 6x1W/100÷240V IP20 Classe II Selv Eq.	Power supply dual function Vout 24Vdc: 8W/100÷240V Iout 350mA: 6x1W/100÷240V IP20 Class II Selv Eq.	*RF25754		
Alimentatore doppia funzione Vout 24Vdc: 8W/100÷240V Iout 350mA: 6x1W/100÷240V IP65 Classe II Selv Eq.	Power supply dual function Vout 24Vdc: 8W/100÷240V Iout 350mA: 6x1W/100÷240V IP65 Class II Selv Eq.	*RF25748		
Alimentatore per installazione remota 24Vdc 10W / 110-240V IP20 Classe II selv.	Power supply for remote installation 24Vdc 10W / 110-240V IP20 Class II selv.	*RF25747		
Alimentatore 10W/110÷240V - 24Vdc IP67 Classe II Selv.	Power supply 10W/110÷240V - 24Vdc IP67 Class II Selv.	*RF25757		
Alimentatore 24Vdc 35W / 120-270V IP67 Classe II selv.	Power supply 24Vdc 35W / 120-270V IP67 Class II selv.	F990B23AZ00		
Alimentatore per installazione remota 24Vdc 50W / 120-240V IP67 Classe II selv.	Power supply for remote installation 24Vdc 50W / 120-240V IP67 Class II selv.	*F990B28A000		
Alimentatore per installazione remota 24Vdc 70W / 220-240V IP67 Classe II selv.	Power supply for remote installation 24Vdc 70W / 220-240V IP67 Class II selv.	*F990B27A000		

* Numero massimo di apparecchi per alimentatore / Max fixtures for each power supply

Numero massimo di apparecchi per alimentatore (Vin220÷240). Dati indicativi da verificare con le specifiche condizioni di installazione.

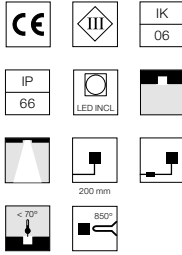
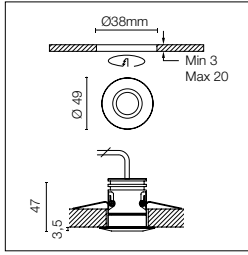
Max fixtures for each power supply (Vin 220÷240). Data in the chart are provided as a guide only. Please verify according to your installation.

A-RISE 65

Acc. RF25754	1
Acc. RF25748	1
Acc. RF25747	2
Acc. RF25757	2
Acc. F990B28A000	9
Acc. F990B27A000	17

A-RISE 65 HP

Acc. RF25754	1
Acc. RF25748	1
Acc. RF25747	2
Acc. RF25757	2
Acc. F990B28A000	7
Acc. F990B27A000	14



Sorgente a LED inclusa. Alimentazione elettrica remota 24V dc da ordinare separatamente. Completo di molle per installazione in cartongesso. Dotato di spezzone di cavo uscente in neoprene di 200 mm e kit con connettori crimp e guaina termorestringente adesiva per connessione a tenuta stagna. Diffusore policarbonato trasparente. Versione dimmerabile a richiesta.

LED source included. 24V dc remote electric power supply to be ordered separately. Includes a spring for plasterboard installations. The luminaire is equipped with a protruding, neoprene, 200 mm cable and a wiring kit with crimp connectors and adhesive heat-shrink tubing guaranteeing the water tightness of the connection. Transparent polycarbonate diffuser. Adjustable light intensity version available upon request.

2200K disponibile su richiesta.

2200K available on request.

Optic Spot 15°

Power Led: 2,3W - 144 lm ≠ OUTPUT 106 lm - 2700K/CRI 80 - 12÷24Vdc / 2,3W - 155 lm ≠ OUTPUT 115 lm - 3000K/CRI 80 - 12÷24Vdc / 2,3W - 161 lm ≠ OUTPUT 119 lm - 4000K/CRI 80 - 12÷24Vdc

2700K

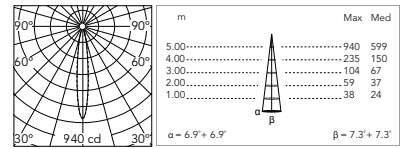
- FA51711556

3000K

- FA51711356

4000K

- FA51711256



@ 3000K

Optic Medium 45°

Power Led: 2,3W - 144 lm ≠ OUTPUT 97 lm - 2700K/CRI 80 - 12÷24Vdc / 2,3W - 155 lm ≠ OUTPUT 105 lm - 3000K/CRI 80 - 12÷24Vdc / 2,3W - 161 lm ≠ OUTPUT 109 lm - 4000K/CRI 80 - 12÷24Vdc

2700K

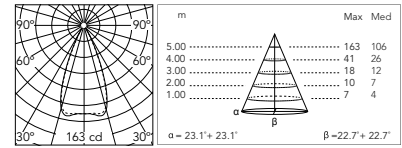
- FA51712556

3000K

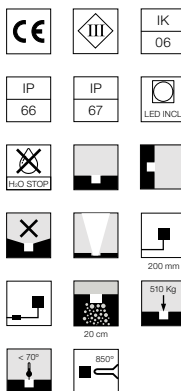
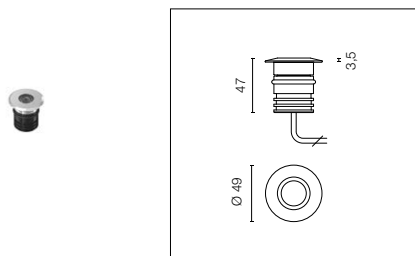
- FA51712356

4000K

- FA51712256



@ 3000K



Sorgente a LED inclusa. Alimentazione elettrica remota 24V dc da ordinare separatamente. Necessaria cassaforma da ordinare separatamente. Dotato di spezzone di cavo uscente in neoprene di 200 mm con sistema integrato di giunzione H2O STOP e kit con connettori crimp e guaina termorestringente adesiva per connessione a tenuta stagna. Diffusore policarbonato trasparente. Versione dimmerabile a richiesta.

LED source included. 24V dc remote electric power supply to be ordered separately. Requires a junction box to be ordered separately. The luminaire is equipped with a protruding, neoprene, 200 mm cable with an integrated H2O STOP connection system and a wiring kit with crimp connectors and adhesive heat-shrink tubing guaranteeing the water tightness of the connection. Transparent polycarbonate diffuser. Adjustable light intensity version available upon request.

2200K disponibile su richiesta.

2200K available on request.

Optic Spot 15°

Power Led: 2,3W - 144 lm ≠ OUTPUT 106 lm - 2700K/CRI 80 - 12÷24Vdc / 2,3W - 155 lm ≠ OUTPUT 115 lm - 3000K/CRI 80 - 12÷24Vdc / 2,3W - 161 lm ≠ OUTPUT 119 lm - 4000K/CRI 80 - 12÷24Vdc

2700K

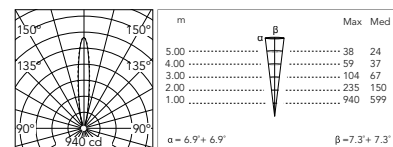
● FA51700556

3000K

● FA51700356

4000K

● FA51700256



@ 3000K

Optic Medium 45°

Power Led: 2,3W - 144 lm ≠ OUTPUT 97 lm - 2700K/CRI 80 - 12÷24Vdc / 2,3W - 155 lm ≠ OUTPUT 105 lm - 3000K/CRI 80 - 12÷24Vdc / 2,3W - 161 lm ≠ OUTPUT 109 lm - 4000K/CRI 80 - 12÷24Vdc

2700K

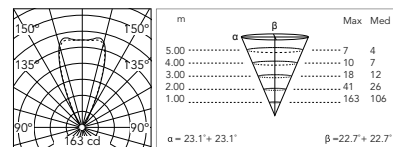
● FA51701656

3000K

● FA51701356

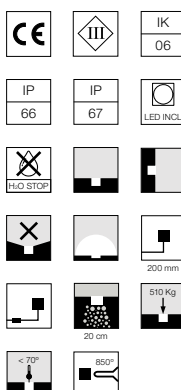
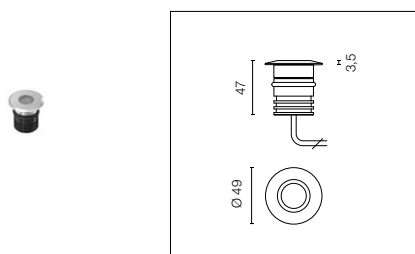
4000K

● FA51701256



@ 3000K

A-Rise 49 Opal



Sorgente la LED inclusa. Alimentazione elettrica remota 24V dc da ordinare separatamente. Necessaria cassaforma da ordinare separatamente. Dotato di spezzone di cavo uscente in neoprene di 200 mm e kit con connettori crimp e guaina termorestringente adesiva per connessione a tenuta stagna. Diffusore policarbonato opale. Versione dimmerabile a richiesta.

LED light source included. 24V dc remote electric power supply to be ordered separately. Requires a junction box to be ordered separately. The luminaire is equipped with a protruding, neoprene, 200 mm cable and a wiring kit with crimp connectors and adhesive heat-shrink tubing guaranteeing the water tightness of the connection. Opal polycarbonate diffuser. Adjustable light intensity version available upon request.

2200K disponibile su richiesta.

2200K available on request.

Optic Wide Flood 100°

Power Led: 2,3W - 139 lm ≠ OUTPUT 16 lm - 2700K/CRI 80 - 12÷24Vdc / 2,3W - 149 lm ≠ OUTPUT 17 lm - 3000K/CRI 80 - 12÷24Vdc / 2,3W - 162 lm ≠ OUTPUT 18 lm - 4000K/CRI 80 - 12÷24Vdc

2700K

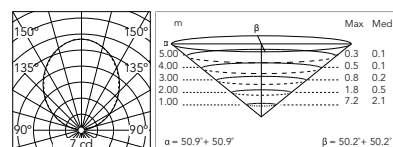
● FA51701756

3000K

● FA51701556

4000K

● FA51701456


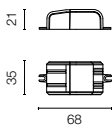

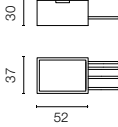

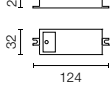

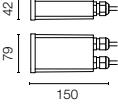

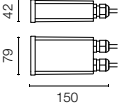

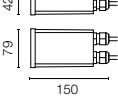

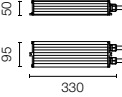

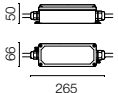


@ 4000K

A-Rise 49: Accessori / Accessories

Scatola per incasso.	Box for installation.	F004Z0J0000		
Sistema di giunzione IP68 a 2 vie 2 poli. (Ø4÷6,9mm cavo).	2 way terminal block 2 poles IP68. (Ø4÷6,9mm cable).	F990C050000		
Non può essere alloggiato nella scatola per incasso.	It can't be placed in the recessed box for installation.			

A-Rise 49: Driver / Drivers 24Vdc

Alimentatore doppia funzione Vout 24Vdc: 8W/100÷240V Iout 350mA: 6x1W/100÷240V IP20 Classe II Selv Eq.	Power supply dual function Vout 24Vdc: 8W/100÷240V Iout 350mA: 6x1W/100÷240V IP20 Class II Selv Eq.	*RF25754		
Alimentatore doppia funzione Vout 24Vdc: 8W/100÷240V Iout 350mA: 6x1W/100÷240V IP65 Classe II Selv Eq.	Power supply dual function Vout 24Vdc: 8W/100÷240V Iout 350mA: 6x1W/100÷240V IP65 Class II Selv Eq.	*RF25748		
Alimentatore per installazione remota 24Vdc 10W / 110-240V IP20 Classe II selv.	Power supply for remote installation 24Vdc 10W / 110-240V IP20 Class II selv.	*RF25747		
Alimentatore 10W/110÷240V - 24Vdc IP67 Classe II Selv.	Power supply 10W/110÷240V - 24Vdc IP67 Class II Selv.	*RF25757		
Alimentatore per installazione remota 24Vdc 20W / 220-240V IP67 Classe II selv.	Power supply for remote installation 24Vdc 20W / 220-240V IP67 Class II selv.	*RF25752		
Alimentatore 24Vdc 35W / 120-270V IP67 Classe II selv.	Power supply 24Vdc 35W / 120-270V IP67 Class II selv.	F990B23AZ00		
Alimentatore per installazione remota 24Vdc 50W / 120-240V IP67 Classe II selv.	Power supply for remote installation 24Vdc 50W / 120-240V IP67 Class II selv.	*F990B28A000		
Alimentatore per installazione remota 24Vdc 70W / 220-240V IP67 Classe II selv.	Power supply for remote installation 24Vdc 70W / 220-240V IP67 Class II selv.	*F990B27A000		

* Numero massimo di apparecchi per alimentatore / Max fixtures for each power supply

Numero massimo di apparecchi per alimentatore (Vin220÷240). Dati indicativi da verificare con le specifiche condizioni di installazione.

Max fixtures for each power supply (Vin 220÷240). Data in the chart are provided as a guide only. Please verify according to your installation.

Acc. RF25754	1
Acc. RF25748	1
Acc. RF25747	4
Acc. RF25757	4

Acc. RF25752	5
Acc. F990B28A000	14
Acc. F990B27A000	29

Gobi



Gobi





Famiglia / Family

Gobi 180



Power Led

up to 12W
up to 256 lm - 2700K/CRI 80
up to 276 lm - 3000K/CRI 80
up to 296 lm - 4000K/CRI 80

* Net lumen output

2200K available on request.

Gobi 130



Power Led

up to 7W
up to 140 lm - 2700K/CRI 80
up to 152 lm - 3000K/CRI 80
up to 164 lm - 4000K/CRI 80

* Net lumen output

2200K available on request.

Gobi 65



Power Led

up to 3,4W
up to 60 lm - 2700K/CRI 80
up to 64 lm - 3000K/CRI 80
up to 72 lm - 4000K/CRI 80

* Net lumen output

2200K available on request.

Gobi 65 Wall Path



Power Led

up to 3,4W
up to 47 lm - 2700K/CRI 80
up to 50 lm - 3000K/CRI 80
up to 54 lm - 4000K/CRI 80

* Net lumen output

2200K available on request.

Gobi 49



Power Led

up to 2,3W
up to 40 lm - 2700K/CRI 80
up to 44 lm - 3000K/CRI 80
up to 48 lm - 4000K/CRI 80

* Net lumen output

2200K available on request.

Gobi 49 Wall Path



Power Led

up to 2,3W
up to 36 lm - 2700K/CRI 80
up to 39 lm - 3000K/CRI 80
up to 42 lm - 4000K/CRI 80


* Net lumen output

2200K available on request.


Colori / Colours



01 White



06 Grey



12 Forest Green




18 Deep Brown



30 Black



33 Anthracite



56 Matt Stainless Steel*

* Solo per versioni Gobi 65 e Gobi 49. / Only for Gobi 65 and Gobi 49 versions.

Famiglia completa di apparecchi segnapasso ad incasso a pavimento con sorgente luminosa a LED ad emissione radente. Disponibili in differenti tagli dimensionali e molteplici fasci di apertura direzionati. Le viterie di fissaggio sono in acciaio inox AISI 316L. L'installazione richiede una cassaforma da incasso da ordinare separatamente. È necessario garantire un livello adeguato di materiale drenante sotto la cassaforma o fornire un sistema di scarico per evitare il ristagno di acqua. Per garantire la tenuta del pressacavo è necessario utilizzare cavi elettrici flessibili idonei all'impiego in ambienti esterni.

Gobi

Apparecchio ad incasso a terra calpestabile e carrabile, disponibile in due dimensioni di diametro e in tre fasci di apertura: monodirezionale, bidirezionale e omnidirezionale. La posizione parallela della sorgente luminosa alla superficie di appoggio permette di sfruttare al massimo la componente diretta dell'emissione luminosa. Corpo dell'apparecchio e dissipatore realizzato in alluminio pressofuso EN AB-47100 a basso contenuto di rame, rivestito con doppio strato di vernice ad alta resistenza alla corrosione. Vetro borosilicato trasparente. L'apparecchio è dotato di un connettore a vite M12 a tenuta stagna che fornisce isolamento ottimale contro la penetrazione di acqua e rapido collegamento con l'unità di cablaggio. Nella versione a 230V l'alimentatore è in dotazione con l'apparecchio come un kit IP66/67 remoto da alloggiare nella cassaforma da incasso, nella versione a 24V dc è provvisto di uno spezzone di cavo con connettore a vite per il collegamento elettrico all'alimentatore remoto. Disponibili due versioni di casseforme, la versione standard in materiale plastico e la versione in metallo ad alta resistenza per aree ad alto flusso veicolare.

Gobi 49 / Gobi 65

Apparecchi ad incasso a terra calpestabili, disponibili in due dimensioni di diametro e in quattro fasci di apertura: un fascio, due fasci, tre fasci e quattro fasci. Corpo dell'apparecchio in alluminio tornito lega EN AW 6060 con trattamento di anodizzazione ad alta resistenza alla corrosione. Cover esterna in acciaio inox AISI 316L pallinato. Diffusore in policarbonato trasparente. Apparecchio in 24V dc, necessita di alimentatore remoto da ordinare separatamente.

Gobi 49 Wall / Gobi 65 Wall

Apparecchi ad incasso a parete segnapasso, disponibili in due dimensioni di diametro e con fascio di apertura 180° direzionato verso il pavimento. Corpo dell'apparecchio in alluminio tornito lega EN AW 6060 con trattamento di anodizzazione ad alta resistenza alla corrosione. Cover esterna in acciaio inox AISI 316L pallinato. Diffusore in policarbonato trasparente. Apparecchio in 24V dc, necessita di alimentatore remoto da ordinare separatamente.

Complete family of ground-recessed path lights, with flush-emitting LED source. Available in different dimensions and several adjustable beam angles. The fixing screws are made of AISI 316L stainless steel. Requires a specific junction box to be ordered separately. To avoid water stagnation, it is necessary to insulate the lower part of the box with a layer of drainage material or other drainage system. In order to guarantee the preservation of the cable guide, it is recommended to use flexible electric cables specifically designed for outdoor use.

Gobi

Ground recessed and walk-over luminaire, available in two different diameters and three beam angles: monodirectional, bidirectional and omnidirectional. The position of the light source, parallel to the supporting surface, allows the direct component of the light emission to be exploited to the maximum. EN AB-47100 die-cast aluminium body (with low copper content), coated with a double layer of highly corrosion-resistant paint. Transparent borosilicate glass. Equipped with an M12 screw-on connector that prevents water infiltration and guarantees a quick connection to the wiring unit. 230V versions include the power supply unit and a remote IP66/67 kit to be installed in the junction box for recessing. The 24 V dc version is equipped with a cable and a screw connector for the connection to the remote power supply. The junction box is available in two versions: the standard version made of plastic and the heavy duty metal version, suitable for areas with high vehicular flow.

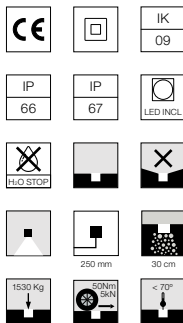
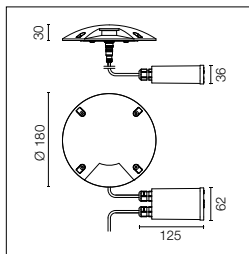
Gobi 49 / Gobi 65

Ground recessed and walk-over luminaire, available in two different diameters and four beam angles: one beam, two beams, three beams and four beams. Structure in turned aluminium, EN AW 6060 alloy, with an anodized treatment for better resistance to corrosion. The external structure is covered in AISI 316L shot-blasted stainless steel. Transparent polycarbonate diffuser. The 24 V dc luminaire is powered by a remote power supply to be ordered separately.

Gobi 49 Wall / Gobi 65 Wall

Wall-recessed path light, available in two different diameters and with a 180° beam angle directed towards the floor. Structure in turned aluminium, EN AW 6060 alloy, with an anodized treatment for better resistance to corrosion. The external structure is covered in AISI 316L shot-blasted stainless steel. Transparent polycarbonate diffuser. The 24 V dc luminaire is powered by a remote power supply to be ordered separately.

Gobi 180 Mono



Sorgente a LED inclusa.
Alimentazione elettrica 220-240V ON/ OFF integrata.
Necessaria cassaforma da ordinare separatamente.
Alimentatore dotato di spezzone di cavo di 400mm con connettore a vite M12 a tenuta stagna verso l'apparecchio e spezzone di cavo di 300mm per collegamento alla linea elettrica.
Versione dimmerabile a richiesta.

LED light source included.
Integrated electric power supply 220-240V ON/OFF.
Requires a junction box to be ordered separately.
The luminaire is equipped with a protruding, neoprene, 400 mm cable with an M12 watertight screw-on connector towards the luminaire, and with a 300 mm cable for the connection to the power line.
Adjustable light intensity version available upon request.

2200K disponibile su richiesta.

2200K available on request.

Power Led: 5W - 233 lm \neq OUTPUT 64 lm - 2700K/CRI 80 - 220 \div 240V / 5W - 250 lm \neq OUTPUT 69 lm - 3000K/CRI 80 - 220 \div 240V / 5W - 266 lm \neq OUTPUT 74 lm - 4000K/CRI 80 - 220 \div 240V

2700K

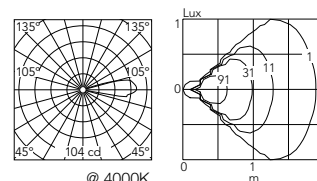
- FA53504701
- FA53504706
- FA53504712
- FA53504718
- FA53504730
- FA53504733

3000K

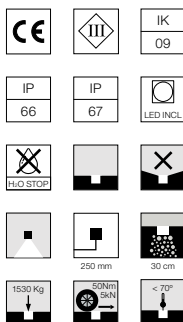
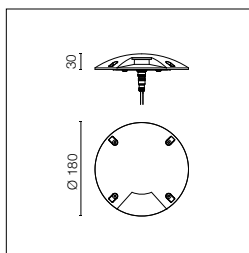
- FA53501201
- FA53501206
- FA53501212
- FA53501218
- FA53501230
- FA53501233

4000K

- FA53501101
- FA53501106
- FA53501112
- FA53501118
- FA53501130
- FA53501133



Gobi 180 Mono Low Voltage



Sorgente a LED inclusa.
Alimentazione elettrica remota 24Vdc da ordinare separatamente. Necessaria cassaforma da ordinare separatamente. Dotato di spezzone di cavo 250mm con connettore a vite M12 a tenuta stagna. Accessori opzionali: cavo 5000mm e cavo splitter 300mm con connettori M12 per installazioni multiple.

LED source included. 24V dc remote electric power supply to be ordered separately. Requires a junction box to be ordered separately. The luminaire is equipped with protruding, 250 mm cable with an M12 watertight screw-on connector. Optional accessories: 5000 mm cable and 300 mm splitter cable with M12 connectors for multiple installations.

2200K disponibile su richiesta.

2200K available on request.

Power Led: 3,4W - 233 lm \neq OUTPUT 64 lm - 2700K/CRI 80 - 24Vdc / 3,4W - 250 lm \neq OUTPUT 69 lm - 3000K/CRI 80 - 24Vdc / 3,4W - 266 lm \neq OUTPUT 74 lm - 4000K/CRI 80 - 24Vdc

2700K

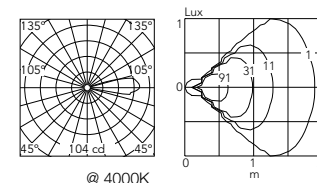
- FA53504801
- FA53504806
- FA53504812
- FA53504818
- FA53504830
- FA53504833

3000K

- FA53503001
- FA53503006
- FA53503012
- FA53503018
- FA53503030
- FA53503033

4000K

- FA53502901
- FA53502906
- FA53502912
- FA53502918
- FA53502930
- FA53502933



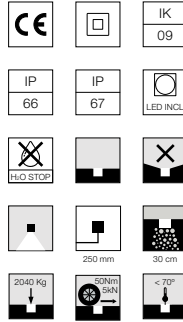
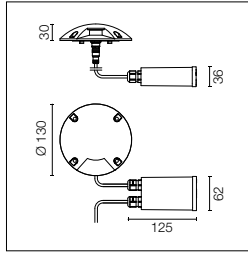
* Numero massimo di apparecchi per alimentatore / Maximum number of luminaires per power supply.

Numero massimo di apparecchi per alimentatore (Vin220 \div 240). Dati indicativi da verificare con le specifiche condizioni di installazione.

Maximum number of luminaires per power supply. (220 \div 240 V). These data must be checked taking into account the specific installation conditions.

Acc. RF25752	3
Acc. F990B28A000	8
Acc. F990B27A000	16

Gobi 130 Mono



Sorgente a LED inclusa. Alimentazione elettrica 220-240V ON/ OFF integrata. Necessaria cassaforma da ordinare separatamente. Alimentatore dotato di spezzone di cavo di 400mm con connettore a vite M12 a tenuta stagna verso l'apparecchio e spezzone di cavo di 300mm per collegamento alla linea elettrica. Versione dimmerabile a richiesta.

LED light source included. Integrated electric power supply 220-240V ON/OFF. Requires a junction box to be ordered separately. The luminaire is equipped with a protruding, neoprene, 400 mm cable with an M12 watertight screw-on connector towards the luminaire, and with a 300 mm cable for the connection to the power line. Adjustable light intensity version available upon request.

2200K disponibile su richiesta.

2200K available on request.

Power Led: 4W - 129 lm ≠ OUTPUT 35 lm - 2700K/CRI 80 - 220÷240V / 4W - 139 lm ≠ OUTPUT 38 lm - 3000K/CRI 80 - 220÷240V / 4W - 148 lm ≠ OUTPUT 41 lm - 4000K/CRI 80 - 220÷240V

2700K

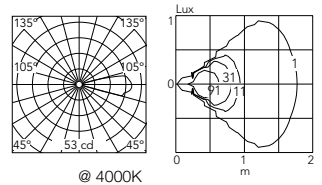
- FA53504101
- FA53504106
- FA53504112
- FA53504118
- FA53504130
- FA53504133

3000K

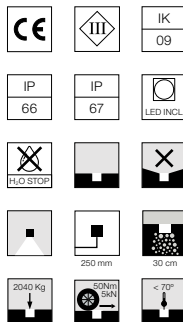
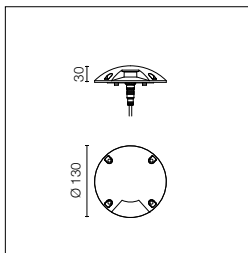
- FA53500301
- FA53500306
- FA53500312
- FA53500318
- FA53500330
- FA53500333

4000K

- FA53500201
- FA53500206
- FA53500212
- FA53500218
- FA53500230
- FA53500233



Gobi 130 Mono Low Voltage



Sorgente a LED inclusa. Alimentazione elettrica remota 24Vdc da ordinare separatamente. Necessaria cassaforma da ordinare separatamente. Dotato di spezzone di cavo 250mm con connettore a vite M12 a tenuta stagna. Accessori opzionali: cavo 5000mm e cavo splitter 300mm con connettori M12 per installazioni multiple.

LED source included. 24V dc remote electric power supply to be ordered separately. Requires a junction box to be ordered separately. The luminaire is equipped with protruding, 250 mm cable with an M12 watertight screw-on connector. Optional accessories: 5000 mm cable and 300 mm splitter cable with M12 connectors for multiple installations.

2200K disponibile su richiesta.

2200K available on request.

Power Led: 1,9W - 129 lm ≠ OUTPUT 35 lm - 2700K/CRI 80 - 24Vdc / 1,9W - 139 lm ≠ OUTPUT 38 lm - 3000K/CRI 80 - 24Vdc / 1,9W - 148 lm ≠ OUTPUT 41 lm - 4000K/CRI 80 - 24Vdc

2700K

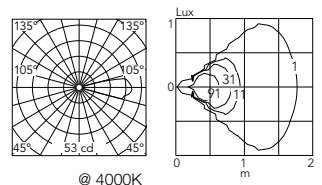
- FA53504201
- FA53504206
- FA53504212
- FA53504218
- FA53504230
- FA53504233

3000K

- FA53502101
- FA53502106
- FA53502112
- FA53502118
- FA53502130
- FA53502133

4000K

- FA53502001
- FA53502006
- FA53502012
- FA53502018
- FA53502030
- FA53502033



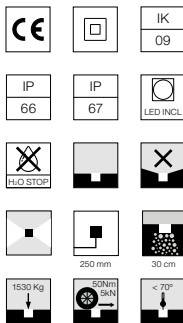
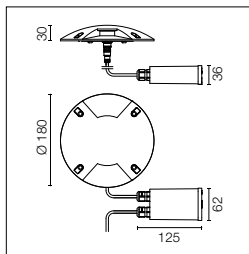
* Numero massimo di apparecchi per alimentatore / Maximum number of luminaires per power supply.

Numero massimo di apparecchi per alimentatore (Vin220÷240). Dati indicativi da verificare con le specifiche condizioni di installazione.

Maximum number of luminaires per power supply. (220÷240 V). These data must be checked taking into account the specific installation conditions.

Acc. RF25752	5
Acc. F990B28A000	16
Acc. F990B27A000	33

Gobi 180 Double



Sorgente a LED inclusa. Alimentazione elettrica 220-240V ON/ OFF integrata. Necessaria cassaforma da ordinare separatamente. Alimentatore dotato di spezzone di cavo di 400mm con connettore a vite M12 a tenuta stagna verso l'apparecchio e spezzone di cavo di 300mm per collegamento alla linea elettrica. Versione dimmerabile a richiesta.

LED light source included. Integrated electric power supply 220-240V ON/OFF. Requires a junction box to be ordered separately. The luminaire is equipped with a protruding, neoprene, 400 mm cable with an M12 watertight screw-on connector towards the luminaire, and with a 300 mm cable for the connection to the power line. Adjustable light intensity version available upon request.

2200K disponibile su richiesta.

2200K available on request.

Power Led: 7W - 2x233 lm ≠ OUTPUT 2x64 lm - 2700K/CRI 80 - 220÷240V / 7W - 2x250 lm ≠ OUTPUT 2x69 lm - 3000K/CRI 80 - 220÷240V / 7W - 2x266 lm ≠ OUTPUT 2x74 lm - 4000K/CRI 80 - 220÷240V

2700K

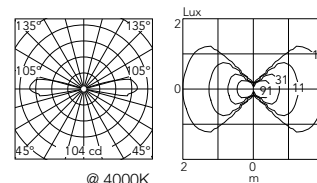
- FA53504901
- FA53504906
- FA53504912
- FA53504918
- FA53504930
- FA53504933

3000K

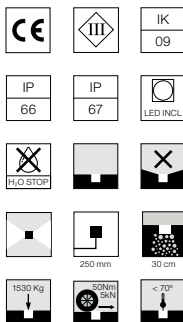
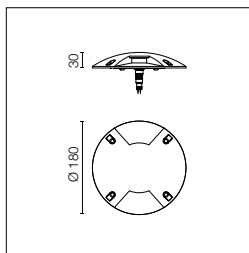
- FA53501501
- FA53501506
- FA53501512
- FA53501518
- FA53501530
- FA53501533

4000K

- FA53501401
- FA53501406
- FA53501412
- FA53501418
- FA53501430
- FA53501433



Gobi 180 Double Low Voltage



Sorgente a LED inclusa. Alimentazione elettrica remota 24Vdc da ordinare separatamente. Necessaria cassaforma da ordinare separatamente. Dotato di spezzone di cavo 250mm con connettore a vite M12 a tenuta stagna. Accessori opzionali: cavo 5000mm e cavo splitter 300mm con connettori M12 per installazioni multiple.

LED source included. 24V dc remote electric power supply to be ordered separately. Requires a junction box to be ordered separately. The luminaire is equipped with protruding, 250 mm cable with an M12 watertight screw-on connector. Optional accessories: 5000 mm cable and 300 mm splitter cable with M12 connectors for multiple installations.

2200K disponibile su richiesta.

2200K available on request.

Power Led: 6,4W - 2x233 lm ≠ OUTPUT 2x64 lm - 2700K/CRI 80 - 24Vdc / 6,4W - 2x250 lm ≠ OUTPUT 2x69 lm - 3000K/CRI 80 - 24Vdc / 6,4W - 2x266 lm ≠ OUTPUT 2x74 lm - 4000K/CRI 80 - 24Vdc

2700K

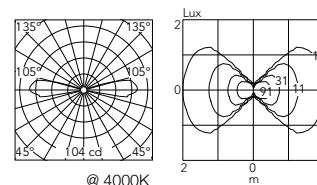
- FA53505001
- FA53505006
- FA53505012
- FA53505018
- FA53505030
- FA53505033

3000K

- FA53503301
- FA53503306
- FA53503312
- FA53503318
- FA53503330
- FA53503333

4000K

- FA53503201
- FA53503206
- FA53503212
- FA53503218
- FA53503230
- FA53503233



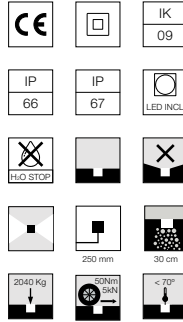
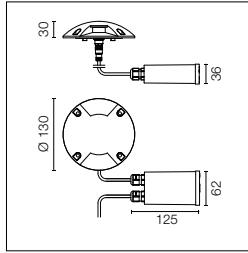
* Numero massimo di apparecchi per alimentatore / Maximum number of luminaires per power supply.

Numero massimo di apparecchi per alimentatore (Vin220÷240). Dati indicativi da verificare con le specifiche condizioni di installazione.

Maximum number of luminaires per power supply. (220÷240 V). These data must be checked taking into account the specific installation conditions.

Acc. RF25752	2
Acc. F990B28A000	5
Acc. F990B27A000	8

Gobi 130 Double



Sorgente a LED inclusa. Alimentazione elettrica 220-240V ON/ OFF integrata. Necessaria cassaforma da ordinare separatamente. Alimentatore dotato di spezzone di cavo di 400mm con connettore a vite M12 a tenuta stagna verso l'apparecchio e spezzone di cavo di 300mm per collegamento alla linea elettrica. Versione dimmerabile a richiesta.

LED light source included. Integrated electric power supply 220-240V ON/OFF. Requires a junction box to be ordered separately. The luminaire is equipped with a protruding, neoprene, 400 mm cable with an M12 watertight screw-on connector towards the luminaire, and with a 300 mm cable for the connection to the power line. Adjustable light intensity version available upon request.

2200K disponibile su richiesta.

2200K available on request.

Power Led: 5W - 2x129 lm ≠ OUTPUT 2x35 lm - 2700K/CRI 80 - 220÷240V / 5W - 2x139 lm ≠ OUTPUT 2x38 lm - 3000K/CRI 80 - 220÷240V / 5W - 2x148 lm ≠ OUTPUT 2x41 lm - 4000K/CRI 80 - 220÷240V

2700K

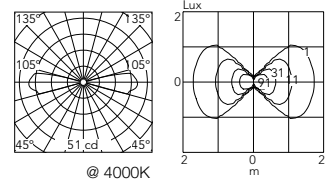
- FA53504301
- FA53504306
- FA53504312
- FA53504318
- FA53504330
- FA53504333

3000K

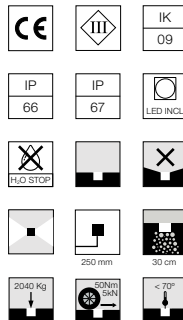
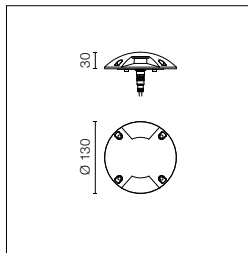
- FA53500601
- FA53500606
- FA53500612
- FA53500618
- FA53500630
- FA53500633

4000K

- FA53500501
- FA53500506
- FA53500512
- FA53500518
- FA53500530
- FA53500533



Gobi 130 Double Low Voltage



Sorgente a LED inclusa. Alimentazione elettrica remota 24Vdc da ordinare separatamente. Necessaria cassaforma da ordinare separatamente. Dotato di spezzone di cavo 250mm con connettore a vite M12 a tenuta stagna. Accessori opzionali: cavo 5000mm e cavo splitter 300mm con connettori M12 per installazioni multiple.

LED source included. 24V dc remote electric power supply to be ordered separately. Requires a junction box to be ordered separately. The luminaire is equipped with protruding, 250 mm cable with an M12 watertight screw-on connector. Optional accessories: 5000 mm cable and 300 mm splitter cable with M12 connectors for multiple installations.

2200K disponibile su richiesta.

2200K available on request.

Power Led: 3,5W - 2x129 lm ≠ OUTPUT 2x35 lm - 2700K/CRI 80 - 24Vdc / 3,5W - 2x139 lm ≠ OUTPUT 2x38 lm - 3000K/CRI 80 - 24Vdc / 3,5W - 2x148 lm ≠ OUTPUT 2x41 lm - 4000K/CRI 80 - 24Vdc

2700K

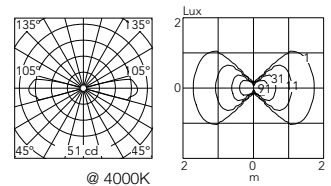
- FA53504401
- FA53504406
- FA53504412
- FA53504418
- FA53504430
- FA53504433

3000K

- FA53502401
- FA53502406
- FA53502412
- FA53502418
- FA53502430
- FA53502433

4000K

- FA53502301
- FA53502306
- FA53502312
- FA53502318
- FA53502330
- FA53502333

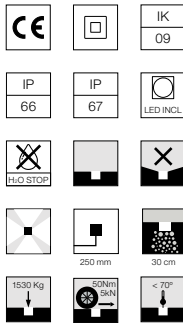
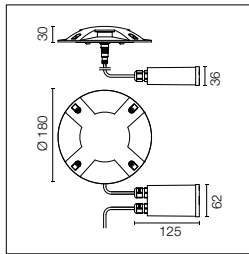


* Numero massimo di apparecchi per alimentatore / Maximum number of luminaires per power supply.

Numero massimo di apparecchi per alimentatore (Vin220÷240). Dati indicativi da verificare con le specifiche condizioni di installazione.

Maximum number of luminaires per power supply. (220÷240 V). These data must be checked taking into account the specific installation conditions.

Acc. RF25752	2
Acc. F990B28A000	10
Acc. F990B27A000	19



Sorgente a LED inclusa. Alimentazione elettrica 220-240V ON/ OFF integrata. Necessaria cassaforma da ordinare separatamente. Alimentatore dotato di spezzone di cavo di 400mm con connettore a vite M12 a tenuta stagna verso l'apparecchio e spezzone di cavo di 300mm per collegamento alla linea elettrica. Versione dimmerabile a richiesta.

LED light source included. Integrated electric power supply 220-240V ON/OFF. Requires a junction box to be ordered separately. The luminaire is equipped with a protruding, neoprene, 400 mm cable with an M12 watertight screw-on connector towards the luminaire, and with a 300 mm cable for the connection to the power line. Adjustable light intensity version available upon request.

2200K disponibile su richiesta.

2200K available on request.

Power Led: 12W - 4x233 lm \neq OUTPUT 4x64 lm - 2700K/CRI 80 - 220 \div 240V / 12W - 4x250 lm \neq OUTPUT 4x69 lm - 3000K/CRI 80 - 220 \div 240V / 12W - 4x266 lm \neq OUTPUT 4x74 lm - 4000K/CRI 80 - 220 \div 240V

2700K

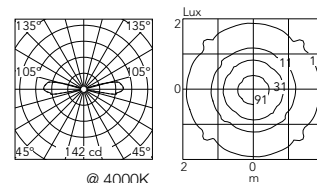
- FA53505101
- FA53505106
- FA53505112
- FA53505118
- FA53505130
- FA53505133

3000K

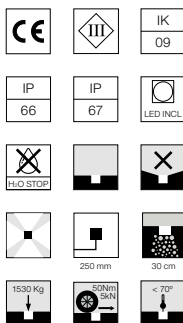
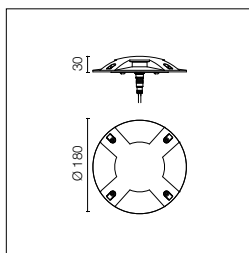
- FA53501801
- FA53501806
- FA53501812
- FA53501818
- FA53501830
- FA53501833

4000K

- FA53501701
- FA53501706
- FA53501712
- FA53501718
- FA53501730
- FA53501733



Gobi 180 Multi Low Voltage



Sorgente a LED inclusa. Alimentazione elettrica remota 24Vdc da ordinare separatamente. Necessaria cassaforma da ordinare separatamente. Dotato di spezzone di cavo 250mm con connettore a vite M12 a tenuta stagna. Accessori opzionali: cavo 5000mm e cavo splitter 300mm con connettori M12 per installazioni multiple.

LED source included. 24V dc remote electric power supply to be ordered separately. Requires a junction box to be ordered separately. The luminaire is equipped with protruding, 250 mm cable with an M12 watertight screw-on connector. Optional accessories: 5000 mm cable and 300 mm splitter cable with M12 connectors for multiple installations.

2200K disponibile su richiesta.

2200K available on request.

Power Led: 11,2W - 4x233 lm \neq OUTPUT 4x64 lm - 2700K/CRI 80 - 24Vdc / 11,2W - 4x250 lm \neq OUTPUT 4x69 lm - 3000K/CRI 80 - 24Vdc / 11,2W - 4x266 lm \neq OUTPUT 4x74 lm - 4000K/CRI 80 - 24Vdc

2700K

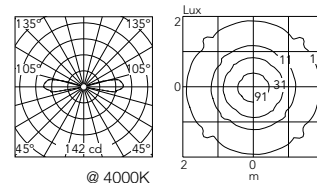
- FA53505201
- FA53505206
- FA53505212
- FA53505218
- FA53505230
- FA53505233

3000K

- FA53503601
- FA53503606
- FA53503612
- FA53503618
- FA53503630
- FA53503633

4000K

- FA53503501
- FA53503506
- FA53503512
- FA53503518
- FA53503530
- FA53503533

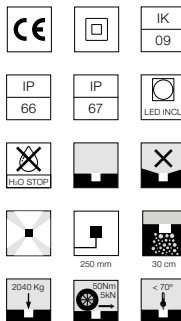
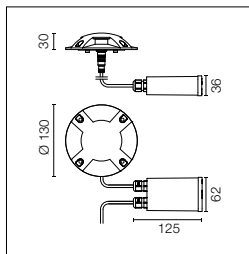


* Numero massimo di apparecchi per alimentatore / Maximum number of luminaires per power supply.

Numero massimo di apparecchi per alimentatore (Vin220÷240). Dati indicativi da verificare con le specifiche condizioni di installazione.

Maximum number of luminaires per power supply. (220÷240 V). These data must be checked taking into account the specific installation conditions.

Acc. RF25752	1
Acc. F990B28A000	3
Acc. F990B27A000	6



Sorgente a LED inclusa. Alimentazione elettrica 220-240V ON/ OFF integrata. Necessaria cassaforma da ordinare separatamente. Alimentatore dotato di spezzone di cavo di 400mm con connettore a vite M12 a tenuta stagna verso l'apparecchio e spezzone di cavo di 300mm per collegamento alla linea elettrica. Versione dimmerabile a richiesta.

LED light source included. Integrated electric power supply 220-240V ON/OFF. Requires a junction box to be ordered separately. The luminaire is equipped with a protruding, neoprene, 400 mm cable with an M12 watertight screw-on connector towards the luminaire, and with a 300 mm cable for the connection to the power line. Adjustable light intensity version available upon request.

2200K disponibile su richiesta.

2200K available on request.

Power Led: 7W - 4x129 lm ≠ OUTPUT 4x35 lm - 2700K/CRI 80 - 220÷240V / 7W - 4x139 lm ≠ OUTPUT 4x38 lm - 3000K/CRI 80 - 220÷240V / 7W - 4x148 lm ≠ OUTPUT 4x41 lm - 4000K/CRI 80 - 220÷240V

2700K

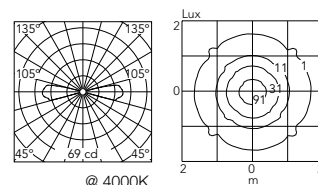
- FA53504501
- FA53504506
- FA53504512
- FA53504518
- FA53504530
- FA53504533

3000K

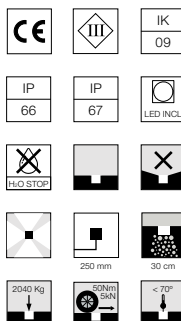
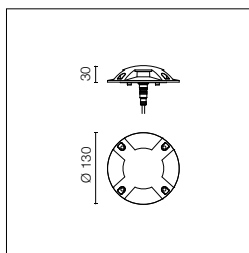
- FA53500901
- FA53500906
- FA53500912
- FA53500918
- FA53500930
- FA53500933

4000K

- FA53500801
- FA53500806
- FA53500812
- FA53500818
- FA53500830
- FA53500833



Gobi 130 Multi Low Voltage



Sorgente a LED inclusa. Alimentazione elettrica remota 24Vdc da ordinare separatamente. Necessaria cassaforma da ordinare separatamente. Dotato di spezzone di cavo 250mm con connettore a vite M12 a tenuta stagna. Accessori opzionali: cavo 5000mm e cavo splitter 300mm con connettori M12 per installazioni multiple.

LED source included. 24V dc remote electric power supply to be ordered separately. Requires a junction box to be ordered separately. The luminaire is equipped with protruding, 250 mm cable with an M12 watertight screw-on connector. Optional accessories: 5000 mm cable and 300 mm splitter cable with M12 connectors for multiple installations.

2200K disponibile su richiesta.

2200K available on request.

Power Led: 5,8W - 4x129 lm ≠ OUTPUT 4x35 lm - 2700K/CRI 80 - 24Vdc / 5,8W - 4x139 lm ≠ OUTPUT 4x38 lm - 3000K/CRI 80 - 24Vdc / 5,8W - 4x148 lm ≠ OUTPUT 4x41 lm - 4000K/CRI 80 - 24Vdc

2700K

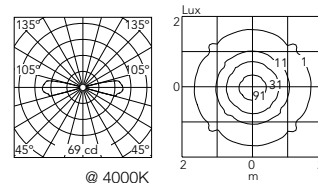
- FA53504601
- FA53504606
- FA53504612
- FA53504618
- FA53504630
- FA53504633

3000K

- FA53502701
- FA53502706
- FA53502712
- FA53502718
- FA53502730
- FA53502733

4000K

- FA53502601
- FA53502606
- FA53502612
- FA53502618
- FA53502630
- FA53502633




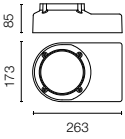

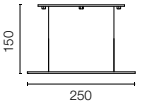

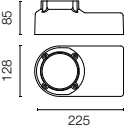

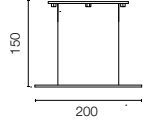
* Numero massimo di apparecchi per alimentatore / Maximum number of luminaires per power supply.

Numero massimo di apparecchi per alimentatore (Vin220÷240). Dati indicativi da verificare con le specifiche condizioni di installazione.

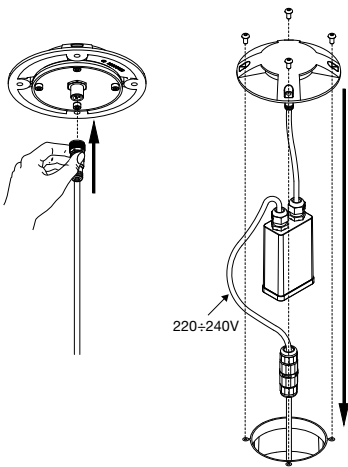
Maximum number of luminaires per power supply. (220÷240 V). These data must be checked taking into account the specific installation conditions.

Acc. RF25752	1
Acc. F990B28A000	7
Acc. F990B27A000	12

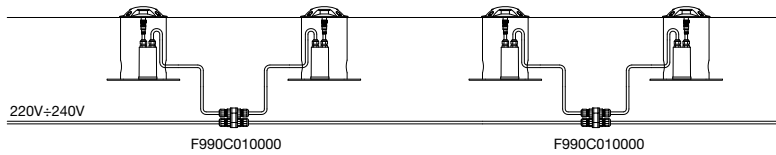
Gobi: Accessori / Accessories

Scatola per incasso.	Box for installation.	Gobi 180 FA194		
Base di fissaggio a terra ad alta resistenza	High resistance in-ground box for installation	Gobi 180 FA195		
Scatola per incasso.	Box for installation.	Gobi 130 FA192		
Base di fissaggio a terra ad alta resistenza	High resistance in-ground box for installation	Gobi 130 FA193		

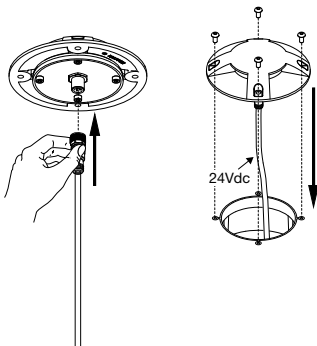
Gobi 130/180 220÷240V version - Wiring Installation



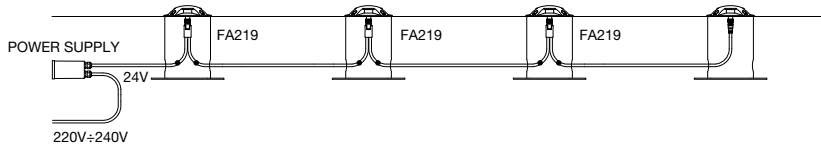
Example of installation



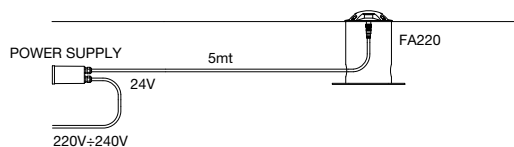
Gobi 130/180 24Vdc version - Wiring Installation




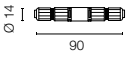

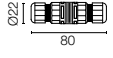

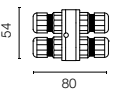

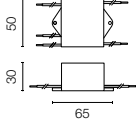
Example of installation 1




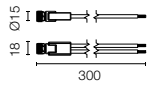

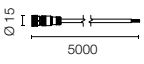

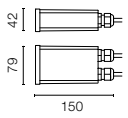

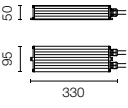

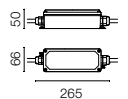
Example of installation 2



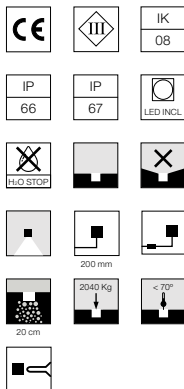
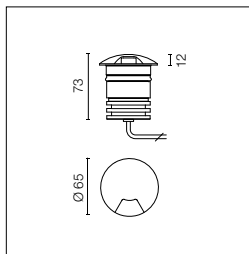
Gobi: Driver/ Drivers

Sistema di giunzione IP68 a 2 vie 2 poli. (Ø4÷6,9mm cavo).	2 way terminal block 2 poles IP68. (Ø4÷6,9mm cable).	F990C050000		
Non può essere alloggiato nella scatola per incasso.	It can't be placed in the recessed box for installation.			
Sistema di giunzione IP68 H2O Stop anti-condensa a 2 vie 4 poli.	2 way terminal block 4 poles IP68 H2O Stop.	F990C00A000		
Sistema di giunzione IP68 H2O Stop anti-condensa a 3/4 vie 4 poli. (Ø5,5÷12mm cavo).	3/4 way terminal block 4 poles IP68 H2O Stop. (Ø5,5÷12mm cable).	F990C010000		
Dispositivo di protezione per il sovraccarico. 240 Vac. Corrente massima di scarica 10KA (8/29us). Massima corrente operativa 5A. Adatto per la connessione in serie. IP66.	Surge protection device. 275Vac. Maximum discharge current 10KA (8/20us). Maximum operating current 5A. Suitable for series connection. IP66.	F990E00A000		

Gobi Low Voltage: Driver/ Drivers

Connettore splitter m12.	Splitter m12 connector.	FA219		
Connettore singolo m12 L.5.000mm.	M12 single connector L.5.000mm.	FA220		
Alimentatore per installazione remota 24Vdc 20W / 220-240V IP67 Classe II selv.	Power supply for remote installation 24Vdc 20W / 220-240V IP67 Class II selv.	*RF25752		
Alimentatore per installazione remota 24Vdc 50W / 120-240V IP67 Classe II selv.	Power supply for remote installation 24Vdc 50W / 120-240V IP67 Class II selv.	*F990B28A000		
Alimentatore per installazione remota 24Vdc 70W / 220-240V IP67 Classe II selv.	Power supply for remote installation 24Vdc 70W / 220-240V IP67 Class II selv.	*F990B27A000		

Gobi 65 Mono



Sorgente a LED inclusa. Alimentazione elettrica remota 24V dc da ordinare separatamente. Necessaria cassaforma da ordinare separatamente. Dotato di spezzone di cavo uscente in neoprene 200 mm con sistema integrato di giunzione H2O STOP e kit con connettori crimp e guaina termorestringente adesiva per connessione a tenuta stagna. Versione dimmerabile a richiesta.

LED source included. 24V dc remote electric power supply to be ordered separately. Requires a junction box to be ordered separately. The luminaire is equipped with a protruding, 200 mm cable with an integrated H2O STOP connection system and a wiring kit with crimp connectors and adhesive heat-shrink tubing guaranteeing the water tightness of the connection. Adjustable light intensity version available upon request.

2200K disponibile su richiesta.

2200K available on request.

Power Led: 3,4W - 169 lm ≠ OUTPUT 15 lm - 2700K/CRI 80 - 24Vdc / 3,4W - 182 lm ≠ OUTPUT 16 lm - 3000K/CRI 80 - 24Vdc / 3,4W - 198 lm ≠ OUTPUT 18 lm - 4000K/CRI 80 - 24Vdc

2700K

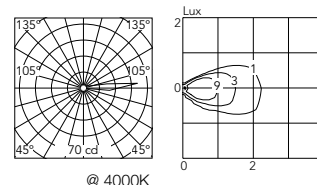
- FA51824201
- FA51824206
- FA51824212
- FA51824218
- FA51824230
- FA51824233
- FA51824256

3000K

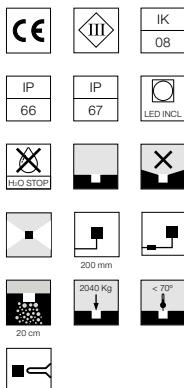
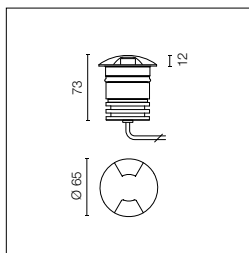
- FA51804301
- FA51804306
- FA51804312
- FA51804318
- FA51804330
- FA51804333
- FA51804356

4000K

- FA51804201
- FA51804206
- FA51804212
- FA51804218
- FA51804230
- FA51804233
- FA51804256



Gobi 65 Double



Sorgente a LED inclusa. Alimentazione elettrica remota 24V dc da ordinare separatamente. Necessaria cassaforma da ordinare separatamente. Dotato di spezzone di cavo uscente in neoprene 200 mm con sistema integrato di giunzione H2O STOP e kit con connettori crimp e guaina termorestringente adesiva per connessione a tenuta stagna. Versione dimmerabile a richiesta.

LED source included. 24V dc remote electric power supply to be ordered separately. Requires a junction box to be ordered separately. The luminaire is equipped with a protruding, 200 mm cable with an integrated H2O STOP connection system and a wiring kit with crimp connectors and adhesive heat-shrink tubing guaranteeing the water tightness of the connection. Adjustable light intensity version available upon request.

2200K disponibile su richiesta.

2200K available on request.

Power Led: 3,4W - 2x169 lm ≠ OUTPUT 2x15 lm - 2700K/CRI 80 - 24Vdc / 3,4W - 2x182 lm ≠ OUTPUT 2x16 lm - 3000K/CRI 80 - 24Vdc / 3,4W - 2x198 lm ≠ OUTPUT 2x18 lm - 4000K/CRI 80 - 24Vdc

2700K

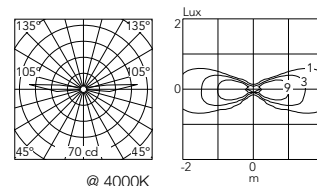
- FA51825201
- FA51825206
- FA51825212
- FA51825218
- FA51825230
- FA51825233
- FA51825256

3000K

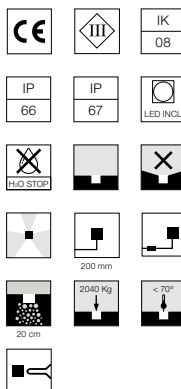
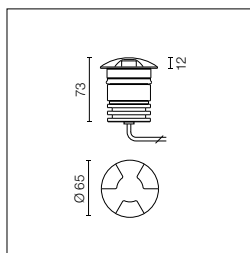
- FA51805301
- FA51805306
- FA51805312
- FA51805318
- FA51805330
- FA51805333
- FA51805356

4000K

- FA51805201
- FA51805206
- FA51805212
- FA51805218
- FA51805230
- FA51805233
- FA51805256



Gobi 65 Triple



Sorgente a LED inclusa. Alimentazione elettrica remota 24V dc da ordinare separatamente. Necessaria cassaforma da ordinare separatamente. Dotato di spezzone di cavo uscente in neoprene 200 mm con sistema integrato di giunzione H2O STOP e kit con connettori crimp e guaina termorestringente adesiva per connessione a tenuta stagna. Versione dimmerabile a richiesta.

LED source included. 24V dc remote electric power supply to be ordered separately. Requires a junction box to be ordered separately. The luminaire is equipped with a protruding, 200 mm cable with an integrated H2O STOP connection system and a wiring kit with crimp connectors and adhesive heat-shrink tubing guaranteeing the water tightness of the connection. Adjustable light intensity version available upon request.

2200K disponibile su richiesta.

2200K available on request.

Power Led: 3,4W - 3x169 lm ≠ OUTPUT 3x15 lm - 2700K/CRI 80 - 24Vdc / 3,4W - 3x182 lm ≠ OUTPUT 3x16 lm - 3000K/CRI 80 - 24Vdc / 3,4W - 3x198 lm ≠ OUTPUT 3x18 lm - 4000K/CRI 80 - 24Vdc

2700K

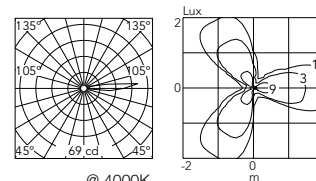
- FA51826201
- FA51826206
- FA51826212
- FA51826218
- FA51826230
- FA51826233
- FA51826256

3000K

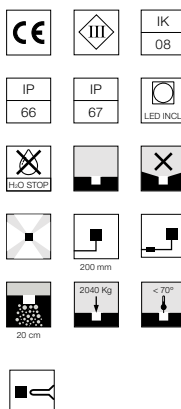
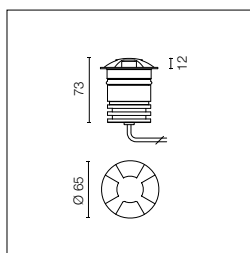
- FA51806301
- FA51806306
- FA51806312
- FA51806318
- FA51806330
- FA51806333
- FA51806356

4000K

- FA51806201
- FA51806206
- FA51806212
- FA51806218
- FA51806230
- FA51806233
- FA51806256



Gobi 65 Multi



Sorgente a LED inclusa. Alimentazione elettrica remota 24V dc da ordinare separatamente. Necessaria cassaforma da ordinare separatamente. Dotato di spezzone di cavo uscente in neoprene 200 mm con sistema integrato di giunzione H2O STOP e kit con connettori crimp e guaina termorestringente adesiva per connessione a tenuta stagna. Versione dimmerabile a richiesta.

LED source included. 24V dc remote electric power supply to be ordered separately. Requires a junction box to be ordered separately. The luminaire is equipped with a protruding, 200 mm cable with an integrated H2O STOP connection system and a wiring kit with crimp connectors and adhesive heat-shrink tubing guaranteeing the water tightness of the connection. Adjustable light intensity version available upon request.

2200K disponibile su richiesta.

2200K available on request.

Power Led: 3,4W - 4x169 lm ≠ OUTPUT 4x15 lm - 2700K/CRI 80 - 24Vdc / 3,4W - 4x182 lm ≠ OUTPUT 4x16 lm - 3000K/CRI 80 - 24Vdc / 3,4W - 4x198 lm ≠ OUTPUT 4x18 lm - 4000K/CRI 80 - 24Vdc

2700K

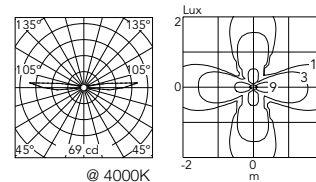
- FA51827201
- FA51827206
- FA51827212
- FA51827218
- FA51827230
- FA51827233
- FA51827256

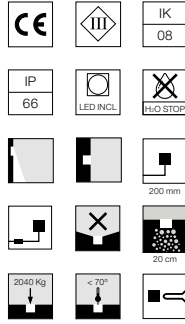
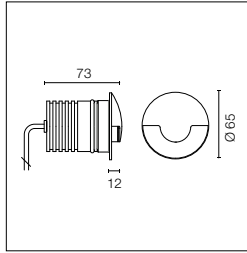
3000K

- FA51807301
- FA51807306
- FA51807312
- FA51807318
- FA51807330
- FA51807333
- FA51807356

4000K

- FA51807201
- FA51807206
- FA51807212
- FA51807218
- FA51807230
- FA51807233
- FA51807256





Sorgente a LED inclusa. Alimentazione elettrica remota 24V dc da ordinare separatamente. Necessaria cassaforma da ordinare separatamente. Dotato di spezzone di cavo uscente in neoprene 200 mm e kit con connettori crimp e guaina termorestringente adesiva per connessione a tenuta stagna. Versione dimmerabile a richiesta.

LED source included. 24V dc remote electric power supply to be ordered separately. Requires a junction box to be ordered separately. The luminaire is equipped with a protruding, 200 mm cable and a wiring kit with crimp connectors and adhesive heat-shrink tubing guaranteeing the water tightness of the connection. Adjustable light intensity version available upon request.

2200K disponibile su richiesta.

2200K available on request.

Power Led: 3,4W - 169 lm ≠ OUTPUT 47 lm - 2700K/CRI 80 - 24Vdc / 3,4W - 182 lm ≠ OUTPUT 50 lm - 3000K/CRI 80 - 24Vdc / 3,4W - 198 lm ≠ OUTPUT 54 lm - 4000K/CRI 80 - 24Vdc

2700K

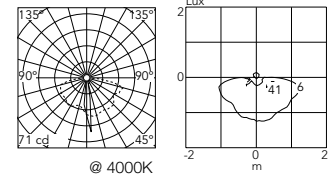
- FA51828201
- FA51828206
- FA51828212
- FA51828218
- FA51828230
- FA51828233
- FA51828256

3000K

- FA51808301
- FA51808306
- FA51808312
- FA51808318
- FA51808330
- FA51808333
- FA51808356

4000K



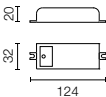
- FA51808201
- FA51808206
- FA51808212
- FA51808218
- FA51808230
- FA51808233
- FA51808256



Gobi 65: Accessori / Accessories

Scatola per incasso	Box for installation	F004Z0K0000		
Sistema di giunzione IP68 a 2 vie 2 poli. (Ø4÷6,9mm cavo).	2 way terminal block 2 poles IP68. (Ø4÷6,9mm cable).	F990C050000		
Non può essere alloggiato nella scatola per incasso.	It can't be placed in the recessed box for installation.			

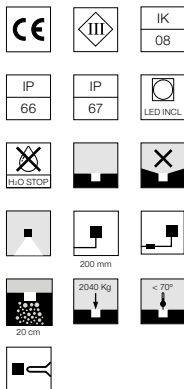
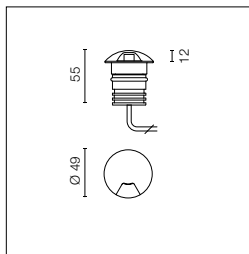
Gobi 65: Driver/ Drivers

Alimentatore doppia funzione Vout 24Vdc: 8W/100÷240V Iout 350ma: 6x1W/100÷240V IP20 Classe II Selv Eq.	Power supply dual function Vout 24Vdc: 8W/100÷240V Iout 350ma: 6x1W/100÷240V IP20 Class II Selv Eq.	*RF25754		
Alimentatore 24V 8W / 110-240V IP65 Classe II selv.	Power supply 24V 8W / 110-240V IP65 Class II selv.	*RF25748		
Alimentatore 24V 10W / 110-240V IP20 Classe II selv.	Power supply 24V 10W / 110-240V IP20 Class II selv.	*RF25747		
Alimentatore 24V 10W / 110-240V IP67 Classe II selv.	Power supply 24V 10W / 110-240V IP67 Class II selv.	*RF25757		
Alimentatore per installazione remota 24Vdc 20W / 220-240V IP67 Classe II selv.	Power supply for remote installation 24Vdc 20W / 220-240V IP67 Class II selv.	*RF25752		
Alimentatore per installazione remota 24Vdc 50W / 120-240V IP67 Classe II selv.	Power supply for remote installation 24Vdc 50W / 120-240V IP67 Class II selv.	*F990B28A000		
Alimentatore per installazione remota 24Vdc 70W / 220-240V IP67 Classe II selv.	Power supply for remote installation 24Vdc 70W / 220-240V IP67 Class II selv.	*F990B27A000		

* Numero massimo di apparecchi per alimentatore / Maximum number of luminaires per power supply.

Numero massimo di apparecchi per alimentatore (Vin220÷240). Dati indicativi da verificare con le specifiche condizioni di installazione.	Maximum number of luminaires per power supply. (220÷240 V). These data must be checked taking into account the specific installation conditions.	Acc. RF25754	1	Acc. RF25752	3
		Acc. RF25748	1	Acc. F990B28A000	9
		Acc. RF25747	2	Acc. F990B27A000	17
		Acc. RF25757	2		

Gobi 49 Mono



Sorgente a LED inclusa. Alimentazione elettrica remota 24V dc da ordinare separatamente. Necessaria cassaforma da ordinare separatamente. Dotato di spezzone di cavo uscente in neoprene 200 mm con sistema integrato di giunzione H2O STOP e kit con connettori crimp e guaina termorestringente adesiva per connessione a tenuta stagna. Versione dimmerabile a richiesta.

LED source included. 24V dc remote electric power supply to be ordered separately. Requires a junction box to be ordered separately. The luminaire is equipped with a protruding, 200 mm cable with an integrated H2O STOP connection system and a wiring kit with crimp connectors and adhesive heat-shrink tubing guaranteeing the water tightness of the connection. Adjustable light intensity version available upon request.

2200K disponibile su richiesta.

2200K available on request.

Power Led: 2,3W - 139 lm ≠ OUTPUT 10 lm - 2700K/CRI 80 -24Vdc / 2,3W - 149 lm ≠ OUTPUT 11 lm - 3000K/CRI 80 -24Vdc / 2,3W - 162 lm ≠ OUTPUT 12 lm - 4000K/CRI 80 -24Vdc

2700K

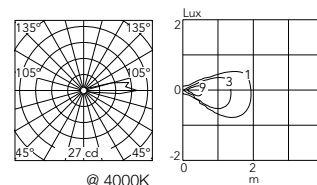
- FA51702501
- FA51702506
- FA51702512
- FA51702518
- FA51702530
- FA51702533
- FA51702556

3000K

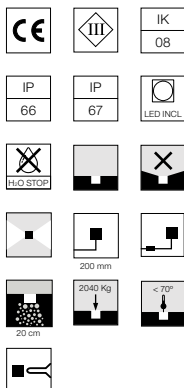
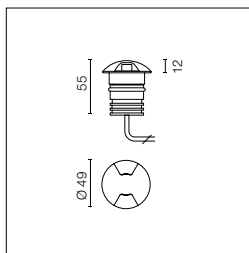
- FA51702301
- FA51702306
- FA51702312
- FA51702318
- FA51702330
- FA51702333
- FA51702356

4000K

- FA51702201
- FA51702206
- FA51702212
- FA51702218
- FA51702230
- FA51702233
- FA51702256



Gobi 49 Double



Sorgente a LED inclusa. Alimentazione elettrica remota 24V dc da ordinare separatamente. Necessaria cassaforma da ordinare separatamente. Dotato di spezzone di cavo uscente in neoprene 200 mm con sistema integrato di giunzione H2O STOP e kit con connettori crimp e guaina termorestringente adesiva per connessione a tenuta stagna. Versione dimmerabile a richiesta.

LED source included. 24V dc remote electric power supply to be ordered separately. Requires a junction box to be ordered separately. The luminaire is equipped with a protruding, 200 mm cable with an integrated H2O STOP connection system and a wiring kit with crimp connectors and adhesive heat-shrink tubing guaranteeing the water tightness of the connection. Adjustable light intensity version available upon request.

2200K disponibile su richiesta.

2200K available on request.

Power Led: 2,3W - 2x139 lm ≠ OUTPUT 2x10 lm - 2700K/CRI 80 -24Vdc / 2,3W - 2x149 lm ≠ OUTPUT 2x11 lm - 3000K/CRI 80 -24Vdc / 2,3W - 2x162 lm ≠ OUTPUT 2x12 lm - 4000K/CRI 80 -24Vdc

2700K

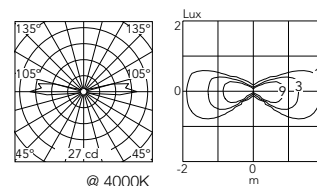
- FA51703501
- FA51703506
- FA51703512
- FA51703518
- FA51703530
- FA51703533
- FA51703556

3000K

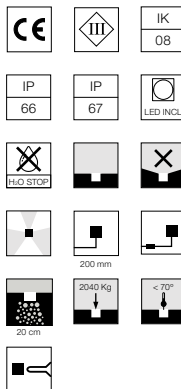
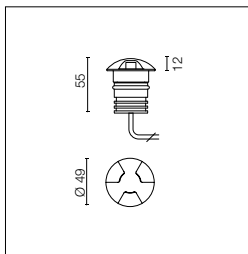
- FA51703301
- FA51703306
- FA51703312
- FA51703318
- FA51703330
- FA51703333
- FA51703356

4000K

- FA51703201
- FA51703206
- FA51703212
- FA51703218
- FA51703230
- FA51703233
- FA51703256



Gobi 49 Triple



Sorgente a LED inclusa. Alimentazione elettrica remota 24V dc da ordinare separatamente. Necessaria cassaforma da ordinare separatamente. Dotato di spezzone di cavo uscente in neoprene 200 mm con sistema integrato di giunzione H2O STOP e kit con connettori crimp e guaina termorestringente adesiva per connessione a tenuta stagna. Versione dimmerabile a richiesta.

LED source included. 24V dc remote electric power supply to be ordered separately. Requires a junction box to be ordered separately. The luminaire is equipped with a protruding, 200 mm cable with an integrated H2O STOP connection system and a wiring kit with crimp connectors and adhesive heat-shrink tubing guaranteeing the water tightness of the connection. Adjustable light intensity version available upon request.

2200K disponibile su richiesta.

2200K available on request.

Power Led: 2,3W - 3x139 lm ≠ OUTPUT 3x10 lm - 2700K/CRI 80 -24Vdc / 2,3W - 3x149 lm ≠ OUTPUT 3x11 lm - 3000K/CRI 80 -24Vdc / 2,3W - 3x162 lm ≠ OUTPUT 3x12 lm - 4000K/CRI 80 -24Vdc

2700K

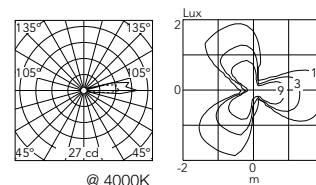
- FA51704501
- FA51704506
- FA51704512
- FA51704518
- FA51704530
- FA51704533
- FA51704556

3000K

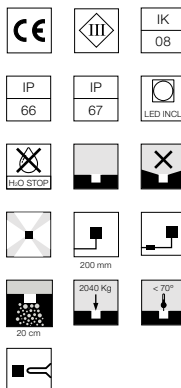
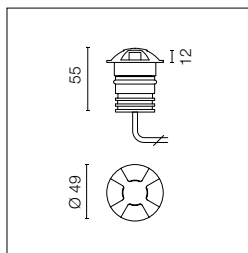
- FA51704301
- FA51704306
- FA51704312
- FA51704318
- FA51704330
- FA51704333
- FA51704356

4000K

- FA51704201
- FA51704206
- FA51704212
- FA51704218
- FA51704230
- FA51704233
- FA51704256



Gobi 49 Multi



Sorgente a LED inclusa. Alimentazione elettrica remota 24V dc da ordinare separatamente. Necessaria cassaforma da ordinare separatamente. Dotato di spezzone di cavo uscente in neoprene 200 mm con sistema integrato di giunzione H2O STOP e kit con connettori crimp e guaina termorestringente adesiva per connessione a tenuta stagna. Versione dimmerabile a richiesta.

LED source included. 24V dc remote electric power supply to be ordered separately. Requires a junction box to be ordered separately. The luminaire is equipped with a protruding, 200 mm cable with an integrated H2O STOP connection system and a wiring kit with crimp connectors and adhesive heat-shrink tubing guaranteeing the water tightness of the connection. Adjustable light intensity version available upon request.

2200K disponibile su richiesta.

2200K available on request.

Power Led: 2,3W - 4x139 lm ≠ OUTPUT 4x10 lm - 2700K/CRI 80 -24Vdc / 2,3W - 4x149 lm ≠ OUTPUT 4x11 lm - 3000K/CRI 80 -24Vdc / 2,3W - 4x162 lm ≠ OUTPUT 4x12 lm - 4000K/CRI 80 -24Vdc

2700K

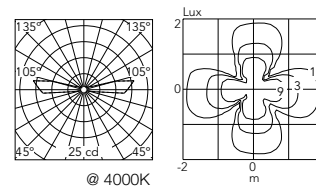
- FA51705501
- FA51705506
- FA51705512
- FA51705518
- FA51705530
- FA51705533
- FA51705556

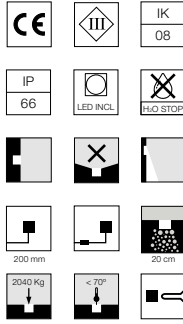
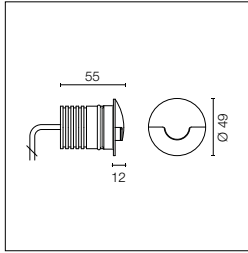
3000K

- FA51705301
- FA51705306
- FA51705312
- FA51705318
- FA51705330
- FA51705333
- FA51705356

4000K

- FA51705201
- FA51705206
- FA51705212
- FA51705218
- FA51705230
- FA51705233
- FA51705256





Sorgente a LED inclusa. Alimentazione elettrica remota 24V dc da ordinare separatamente. Necessaria cassaforma da ordinare separatamente. Dotato di spezzone di cavo uscente in neoprene 200 mm e kit con connettori crimp e guaina termorestringente adesiva per connessione a tenuta stagna. Versione dimmerabile a richiesta.

LED source included. 24V dc remote electric power supply to be ordered separately. Requires a junction box to be ordered separately. The luminaire is equipped with a protruding, 200 mm cable and a wiring kit with crimp connectors and adhesive heat-shrink tubing guaranteeing the water tightness of the connection. Adjustable light intensity version available upon request.

2200K disponibile su richiesta.

2200K available on request.

Power Led: 2,3W - 139 lm ≠ OUTPUT 36 lm - 2700K/CRI 80 -24Vdc / 2,3W - 149 lm ≠ OUTPUT 39 lm - 3000K/CRI 80 -24Vdc / 2,3W - 162 lm ≠ OUTPUT 42 lm - 4000K/CRI 80 -24Vdc

2700K

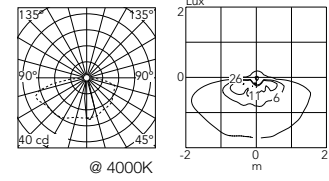
- FA51706501
- FA51706506
- FA51706512
- FA51706518
- FA51706530
- FA51706533
- FA51706556

3000K

- FA51706301
- FA51706306
- FA51706312
- FA51706318
- FA51706330
- FA51706333
- FA51706356

4000K


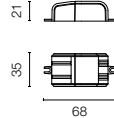

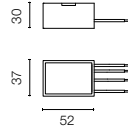

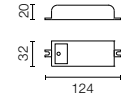

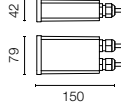

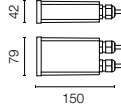

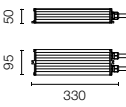

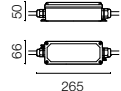
- FA51706201
- FA51706206
- FA51706212
- FA51706218
- FA51706230
- FA51706233
- FA51706256



Gobi 49: Accessori / Accessories

Scatola per incasso	Box for installation	F004Z0J0000		
Sistema di giunzione IP68 a 2 vie 2 poli. (Ø4÷6,9mm cavo).	2 way terminal block 2 poles IP68. (Ø4÷6,9mm cable).	F990C050000		
Non può essere alloggiato nella scatola per incasso.	It can't be placed in the recessed box for installation.			

Gobi 49: Driver/ Drivers

Alimentatore doppia funzione Vout 24Vdc: 8W/100÷240V Iout 350ma: 6x1W/100÷240V IP20 Classe II Selv Eq.	Power supply dual function Vout 24Vdc: 8W/100÷240V Iout 350ma: 6x1W/100÷240V IP20 Class II Selv Eq.	*RF25754		
Alimentatore 24V 8W / 110-240V IP65 Classe II selv.	Power supply 24V 8W / 110-240V IP65 Class II selv.	*RF25748		
Alimentatore 24V 10W / 110-240V IP20 Classe II selv.	Power supply 24V 10W / 110-240V IP20 Class II selv.	*RF25747		
Alimentatore 24V 10W / 110-240V IP67 Classe II selv.	Power supply 24V 10W / 110-240V IP67 Class II selv.	*RF25757		
Alimentatore per installazione remota 24Vdc 20W / 220-240V IP67 Classe II selv.	Power supply for remote installation 24Vdc 20W / 220-240V IP67 Class II selv.	*RF25752		
Alimentatore per installazione remota 24Vdc 50W / 120-240V IP67 Classe II selv.	Power supply for remote installation 24Vdc 50W / 120-240V IP67 Class II selv.	*F990B28A000		
Alimentatore per installazione remota 24Vdc 70W / 220-240V IP67 Classe II selv.	Power supply for remote installation 24Vdc 70W / 220-240V IP67 Class II selv.	*F990B27A000		

* Numero massimo di apparecchi per alimentatore / Maximum number of luminaires per power supply.

Numero massimo di apparecchi per alimentatore (Vin220÷240). Dati indicativi da verificare con le specifiche condizioni di installazione.

Maximum number of luminaires per power supply. (220÷240 V). These data must be checked taking into account the specific installation conditions.

Acc. RF25754 1
Acc. RF25748 1
Acc. RF25747 4
Acc. RF25757 4

Acc. RF25752 5
Acc. F990B28A000 14
Acc. F990B27A000 29

C-Me





C-Me



Famiglia / Family

C-Me Round 40



Power Led

up to 2,3W
up to 111 lm - 2700K/CRI 80
up to 121 lm - 3000K/CRI 80
up to 125 lm - 4000K/CRI 80

* Net lumen output

2200K available on request.

C-Me Round 70



Power Led

up to 5,9W
up to 359 lm - 2700K/CRI 80
up to 389 lm - 3000K/CRI 80
up to 404 lm - 4000K/CRI 80

* Net lumen output

2200K available on request.

RGB - Power Led

up to 3,4W
3CH x 350mA

C-Me Square 40



Power Led

up to 2,3W
up to 111 lm - 2700K/CRI 80
up to 121 lm - 3000K/CRI 80
up to 125 lm - 4000K/CRI 80

* Net lumen output

2200K available on request.

C-Me Square 70 / RGB



Power Led

up to 5,9W
up to 359 lm - 2700K/CRI 80
up to 389 lm - 3000K/CRI 80
up to 404 lm - 4000K/CRI 80

* Net lumen output

2200K available on request.

RGB - Power Led

up to 3,4W
3CH x 350mA

C-Me Opal Round 40



Mid - Power Led

up to 0,3W
up to 22 lm - 2700K/CRI 80
up to 23 lm - 3000K/CRI 80
up to 23 lm - 4000K/CRI 80

* Net lumen output

C-Me Opal Round 70 / RGB



Mid - Power Led

up to 0,8W
up to 80 lm - 2700K/CRI 80
up to 82 lm - 3000K/CRI 80
up to 83 lm - 4000K/CRI 80

* Net lumen output

RGB - Power Led

up to 3,4W
3CH x 350mA

C-Me Opal Square 40




Mid - Power Led

up to 0,3W
up to 22 lm - 2700K/CRI 80
up to 23 lm - 3000K/CRI 80
up to 23 lm - 4000K/CRI 80

* Net lumen output

C-Me Opal Square 70 / RGB



Mid - Power Led

up to 0,8W
up to 80 lm - 2700K/CRI 80
up to 82 lm - 3000K/CRI 80
up to 83 lm - 4000K/CRI 80

* Net lumen output

RGB - Power Led

up to 3,4W
3CH x 350mA

C-Me Square 100



Power Led

up to 7,5W
up to 575 lm - 2700K/CRI 80
up to 616 lm - 3000K/CRI 80
up to 636 lm - 4000K/CRI 80

* Net lumen output

2200K available on request.

C-Me Rectangle



Power Led

up to 15W
up to 1150 lm - 2700K/CRI 80
up to 1232 lm - 3000K/CRI 80
up to 1711 lm - 4000K/CRI 80

* Net lumen output

2200K available on request.

C-Me Line



Power Led

up to 11,8W
up to 862 lm - 2700K/CRI 80
up to 924 lm - 3000K/CRI 80
up to 955 lm - 4000K/CRI 80

* Net lumen output

2200K available on request.

C-Me Opal Square 100 / RGB



Mid - Power Led

up to 6,8W
up to 396 lm - 2700K/CRI 80
up to 426 lm - 3000K/CRI 80
up to 447 lm - 4000K/CRI 80

* Net lumen output

RGB Low - Power Led

up to 6W
3CH x 24Vdc

C-Me Opal Rectangle / RGB



Mid - Power Led


up to 15,8W
up to 939 lm - 2700K/CRI 80
up to 426 lm - 3000K/CRI 80
up to 1010 lm - 4000K/CRI 80

* Net lumen output

RGB Low - Power Led

up to 10,5W
3CH x 24Vdc

C-Me Opal Line / RGB



Mid - Power Led

up to 10,5W
up to 538 lm - 2700K/CRI 80
up to 578 lm - 3000K/CRI 80
up to 607 lm - 4000K/CRI 80

* Net lumen output

RGB Low - Power Led

up to 8W
3CH x 24Vdc

Famiglia di apparecchi di illuminazione ad incasso a terra calpestabili o a parete con sorgente luminosa a LED, caratterizzati dall'installazione a filo pavimento senza bordo di battuta ed assenza di viti a vista. Disponibili in versione quadrata e rotonda, in differenti tagli dimensionali e molteplici fasci di apertura. Disponibili versioni RGB per creazione di scenografie luminose colorate. L'installazione richiede una cassaforma da incasso da ordinare separatamente. È necessario garantire un livello adeguato di materiale drenante sotto la cassaforma o fornire un sistema di scarico per evitare il ristagno di acqua. Per garantire la tenuta del pressacavo è necessario utilizzare cavi elettrici flessibili idonei all'impiego in ambienti esterni.

C-Me

Apparecchi ad incasso a terra calpestabili o a parete, disponibili in due forme, tondo e quadrato, e due dimensioni per forma. Due fasci di apertura, spot e medium. Corpo dell'apparecchio in alluminio pressofuso lega EN AB 47100 (a basso contenuto di rame). Diffusore in vetro trasparente con bordo serigrafato nero, fissato attraverso un sistema di incollaggio robotizzato. Apparecchio in 24V dc, necessita di alimentatore remoto da ordinare separatamente.

C-Me Opal

Apparecchi ad incasso a terra calpestabili o a parete, disponibili in due forme, tondo e quadrato, e due dimensioni per forma. Fascio di apertura diffuso. Corpo dell'apparecchio in alluminio pressofuso lega EN AB 47100 (a basso contenuto di rame). Diffusore in vetro trasparente con bordo serigrafato bianco ed inserimento di inserto di materiale diffusivo al di sotto del vetro, fissato attraverso un sistema di incollaggio robotizzato. Apparecchio in 24V dc, necessita di alimentatore remoto da ordinare separatamente.

Family of ground recessed and walk-over, or wall recessed, luminaires with LED light source. The luminaires are characterized by an installation flush with the floor, with no visible screws. Available in square and round versions, of different dimensions and with different beam angles. Available in RGB version to create set designs using colored lights. The installation requires a recessed box to be ordered separately. To avoid water stagnation, it is necessary to insulate the lower part of the box with a layer of drainage material or other drainage system. In order to guarantee the preservation of the cable guide, it is recommended to use flexible electric cables specifically designed for outdoor use.

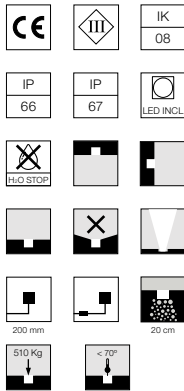
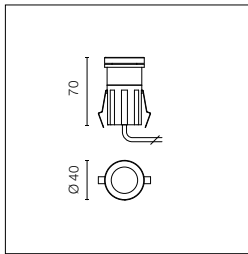
C-Me

Ground recessed and walk-over or wall recessed luminaire. Available in two formats (square and round) and two different dimensions for each format. Two beam angles: spot and medium. The structure and sink of the luminaire are made of EN AB-47100 die-cast aluminum (with low copper content). Transparent glass diffuser with black silkscreen border, fixed through a robotic gluing system.

C-Me Opal

Ground recessed and walk-over or wall recessed luminaire. Available in two versions (square and round) and two different dimensions for each version. Beam angle for a diffused light. The structure and sink of the luminaire are made of EN AB-47100 die-cast aluminum (with low copper content). Transparent glass diffuser with white silkscreen border. Material inserts for diffusion under the glass. The glass is fixed through a robotic gluing system. The 24V dc luminaire is powered by a remote power supply to be ordered separately.

C-Me Round 40



Sorgente a LED inclusa. Alimentazione elettrica remota 24V dc da ordinare separatamente. Necessaria cassaforma da ordinare separatamente. Dotato di spezzone di cavo uscente in neoprene 200 mm e kit con connettori crimp e guaina termorestringente adesiva per connessione a tenuta stagna. Vetro trasparente extrachiaro. Versione dimmerabile a richiesta.

LED source included. 24V dc remote electric power supply to be ordered separately. Requires a junction box to be ordered separately. The luminaire is equipped with a protruding, neoprene, 200 mm cable and a wiring kit with crimp connectors and adhesive heat-shrink tubing guaranteeing the water tightness of the connection. Extra clear transparent glass. Adjustable light intensity version available upon request.

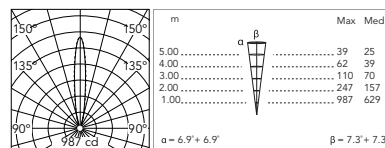
2200K disponibile su richiesta.

2200K available on request.

Optic Spot 10°

Power Led: 2,3W - 144 lm \neq OUTPUT 111 lm - 2700K/CRI 80 -24Vdc / 2,3W - 155 lm \neq OUTPUT 121 lm - 3000K/CRI 80 -24Vdc / 2,3W - 161 lm \neq OUTPUT 125 lm - 4000K/CRI 80 -24Vdc

2700K FA10018112 **3000K** FA10017612 **4000K** FA10017712

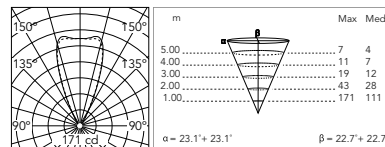


@ 3000K

Optic Medium 45°

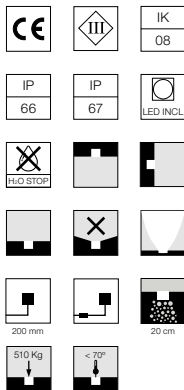
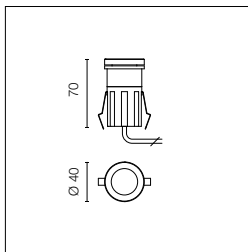
Power Led: 2,3W - 144 lm \neq OUTPUT 102 lm - 2700K/CRI 80 -24Vdc / 2,3W - 155 lm \neq OUTPUT 110 lm - 3000K/CRI 80 -24Vdc / 2,3W - 161 lm \neq OUTPUT 114 lm - 4000K/CRI 80 -24Vdc

2700K FA10018140 **3000K** FA10017640 **4000K** FA10017740



@ 3000K

C-Me Opal Round 40



Sorgente a LED inclusa. Alimentazione elettrica remota 24V dc da ordinare separatamente. Necessaria cassaforma da ordinare separatamente. Dotato di spezzone di cavo uscente in neoprene 200 mm e kit con connettori crimp e guaina termorestringente adesiva per connessione a tenuta stagna. Vetro con diffusore opale. Dimmerabile.

LED source included. 24V dc remote electric power supply to be ordered separately. Requires a junction box to be ordered separately. The luminaire is equipped with a protruding, neoprene, 200 mm cable and a wiring kit with crimp connectors and adhesive heat-shrink tubing guaranteeing the water tightness of the connection. Glass with opal diffuser. Adjustable light intensity.

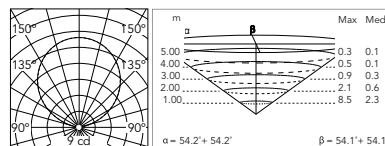
2200K disponibile su richiesta.

2200K available on request.

Diffused Light

Mid-Power Led: 0,3W - 42 lm \neq OUTPUT 22 lm - 2700K/CRI 80 -24Vdc / 0,3W - 44 lm \neq OUTPUT 23 lm - 3000K/CRI 80 -24Vdc / 0,3W - 45 lm \neq OUTPUT 23 lm - 4000K/CRI 80 -24Vdc

2700K FA100181118 **3000K** FA100176118 **4000K** FA100177118



@ 3000K

* Numero massimo di apparecchi per alimentatore / Maximum number of luminaires per power supply.

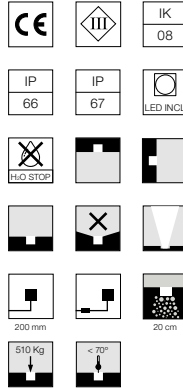
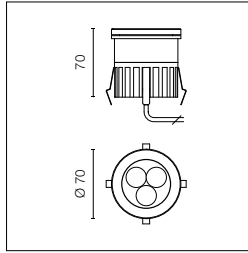
Numero massimo di apparecchi per alimentatore (Vin220÷240). Dati indicativi da verificare con le specifiche condizioni di installazione.

Maximum number of luminaires per power supply. (220÷240 V). These data must be checked taking into account the specific installation conditions.

Acc. RF25754	1
Acc. RF25748	1
Acc. RF25747	4
Acc. RF25757	4

Acc. RF25752	5
Acc. F990B28A000	14
Acc. F990B27A000	29
Acc. RF25750	30

Acc. F990B21A000	30
Acc. RF26387.A	30



Sorgente a LED inclusa. Alimentazione elettrica remota 24V dc da ordinare separatamente. Necessaria cassaforma da ordinare separatamente. Dotato di spezzone di cavo uscente in neoprene 200 mm con sistema integrato di giunzione H2O STOP e kit con connettori crimp e guaina termorestringente adesiva per connessione a tenuta stagna. Vetro trasparente extrachiaro. Versione dimmerabile a richiesta.

LED source included. 24V dc remote electric power supply to be ordered separately. Requires a junction box to be ordered separately. The luminaire is equipped with a protruding, neoprene, 200 mm cable with an integrated H2O STOP connection system and a wiring kit with crimp connectors and adhesive heat-shrink tubing guaranteeing the water tightness of the connection. Extra clear transparent glass. Adjustable light intensity version available upon request.

2200K disponibile su richiesta.

2200K available on request.

Optic Spot 10°

Power Led: 5,9W - 431 lm ≠ OUTPUT 359 lm - 2700K/CRI 80 - 24Vdc / 5,9W - 466 lm ≠ OUTPUT 389 lm - 3000K/CRI 80 - 24Vdc / 5,9W - 484 lm ≠ OUTPUT 404 lm - 4000K/CRI 80 - 24Vdc

2700K

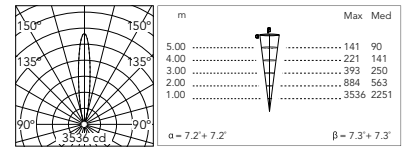
FA10018212

3000K

FA10017912

4000K

FA10018012



@ 3000K

Optic Medium 30°

Power Led: 5,9W - 431 lm ≠ OUTPUT 364 lm - 2700K/CRI 80 - 24Vdc / 5,9W - 466 lm ≠ OUTPUT 395 lm - 3000K/CRI 80 - 24Vdc / 5,9W - 484 lm ≠ OUTPUT 410 lm - 4000K/CRI 80 - 24Vdc

2700K

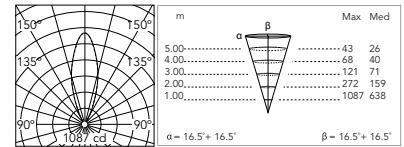
FA10018230

3000K

FA10017930

4000K

FA10018030



@ 3000K

Optic Flood 50°

Power Led: 5,9W - 431 lm ≠ OUTPUT 329 lm - 2700K/CRI 80 - 24Vdc / 5,9W - 466 lm ≠ OUTPUT 357 lm - 3000K/CRI 80 - 24Vdc / 5,9W - 484 lm ≠ OUTPUT 371 lm - 4000K/CRI 80 - 24Vdc

2700K

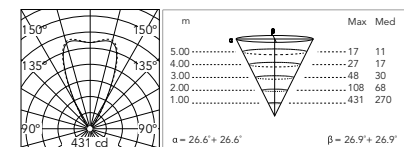
FA10018240

3000K

FA10017940

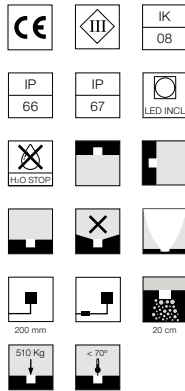
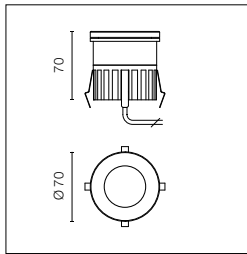
4000K

FA10018040



@ 3000K

C-Me Opal Round 70



Sorgente a LED inclusa. Alimentazione elettrica remota 24V dc da ordinare separatamente. Necessaria cassaforma da ordinare separatamente. Dotato di spezzone di cavo uscente in neoprene 200 mm con sistema integrato di giunzione H2O STOP e kit con connettori crimp e guaina termorestringente adesiva per connessione a tenuta stagna. Vetro con diffusore opale. Dimmerabile.

LED source included. 24V dc remote electric power supply to be ordered separately. Requires a junction box to be ordered separately. The luminaire is equipped with a protruding, neoprene, 200 mm cable with an integrated H2O STOP connection system and a wiring kit with crimp connectors and adhesive heat-shrink tubing guaranteeing the water tightness of the connection. Glass with opal diffuser. Adjustable light intensity.

2200K disponibile su richiesta.

2200K available on request.

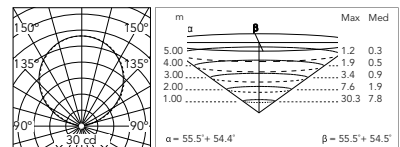
Diffused Light

Mid-Power Led: 0,8W - 127 lm ≠ OUTPUT 80 lm - 2700K/CRI 80 - 24Vdc / 0,8W - 131 lm ≠ OUTPUT 82 lm - 3000K/CRI 80 - 24Vdc / 0,8W - 136 lm ≠ OUTPUT 83 lm - 4000K/CRI 80 - 24Vdc

2700K
FA100182122

3000K
FA100179122

4000K
FA100180122



@ 3000K

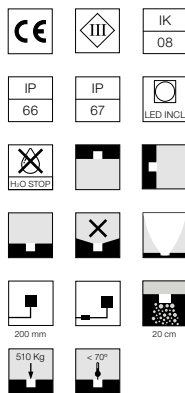
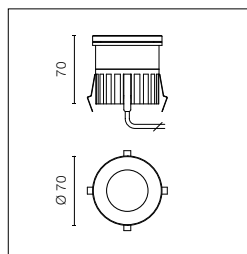
* Numero massimo di apparecchi per alimentatore / Maximum number of luminaires per power supply.

Numero massimo di apparecchi per alimentatore (Vin220÷240). Dati indicativi da verificare con le specifiche condizioni di installazione.

Maximum number of luminaires per power supply. (220÷240 V). These data must be checked taking into account the specific installation conditions.

Acc. RF25747	1	Acc. RF25750	10
Acc. RF25757	1	Acc. F990B21A000	10
Acc. RF25752	2	Acc. RF26387.A	10
Acc. F990B28A000	6		
Acc. F990B27A000	12		

C-Me Round 70 RGB



Sorgente a LED inclusa. Alimentazione elettrica remota con interfaccia DMX 3chx350mA da ordinare separatamente. Necessaria cassaforma da ordinare separatamente. Dotato di spezzone di cavo uscente in neoprene 200 mm e kit con connettori crimp e guaina termorestringente adesiva per connessione a tenuta stagna. Vetro trasparente extrachiario.

LED source included. Remote electric power supply with DMX 3chx350mA interface, to be ordered separately. Requires a junction box to be ordered separately. The luminaire is equipped with a protruding, neoprene, 200 mm cable and a wiring kit with crimp connectors and adhesive heat-shrink tubing guaranteeing the water tightness of the connection. Extra clear transparent glass.

Schema elettrico e installazione sistema RGB.

Massimo 10 apparecchi C-Me Round 70 LED RGB per ogni codice F990B22A000

Vedere Schema Elettrico n.5 Page 856.

Wiring diagram and installation scheme RGB.

Max 10 luminaires C-Me Round 70 LED RGB for each code F990B22A000.

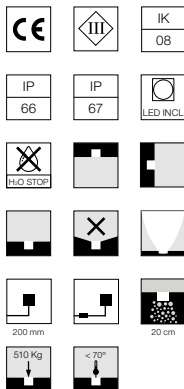
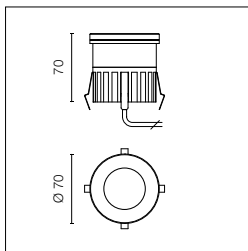
See Wiring Diagram n.5 Page 856.

RGB Power Led: 3,4W - 3CH x 350mA

Optic Spot 10°
FA10017412

Optic Medium 35°
FA10017440

Photometric data on request.



Sorgente a LED inclusa.
Alimentazione elettrica remota con interfaccia DMX 3chx350mA da ordinare separatamente. Necessaria cassaforma da ordinare separatamente. Dotato di spezzone di cavo uscente in neoprene 200 mm e kit con connettori crimp e guaina termorestringente adesiva per connessione a tenuta stagna. Vetro con diffusore opale.

LED source included. Remote electric power supply with DMX 3chx350mA interface, to be ordered separately. Requires a junction box to be ordered separately. The luminaire is equipped with a protruding, neoprene, 200 mm cable and a wiring kit with crimp connectors and adhesive heat-shrink tubing guaranteeing the water tightness of the connection. Glass with opal diffuser.

Schema elettrico e installazione sistema RGB.

Massimo 10 apparecchi C-Me Opal Round 70 LED RGB per ogni codice F990B22A000.

Vedere Schema Elettrico n.5 Page 856.

Wiring diagram and installation scheme RGB.

Max 10 luminaires C-Me Opal Round 70 LED RGB for each code F990B22A000.

See Wiring Diagram n.5 Page 856.

Diffused Light

RGB Power Led: 3,4W - 3CH x 350mA

RGB

FA100174122

Photometric data on request.

* Numero massimo di apparecchi per alimentatore / Maximum number of luminaires per power supply.

Numero massimo di apparecchi per alimentatore (Vin220÷240). Dati indicativi da verificare con le specifiche condizioni di installazione.

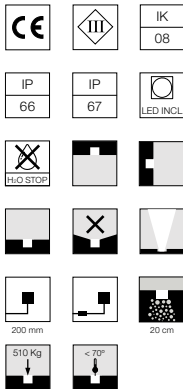
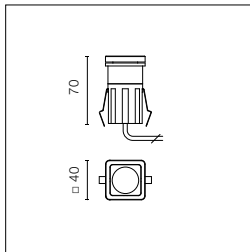
Maximum number of luminaires per power supply. (220÷240 V). These data must be checked taking into account the specific installation conditions.

Acc. F990B22A000 **10

**La tensione ai capi del sistema è in funzione del numero di apparecchi collegati in serie, attenersi alle norme CEI 64-8.

**The voltage at the end of the system depends on the number of fixtures connected in series, please comply with CEI 64-8 standards.

C-Me Square 40



Sorgente a LED inclusa. Alimentazione elettrica remota 24V dc da ordinare separatamente. Necessaria cassaforma da ordinare separatamente. Dotato di spezzone di cavo uscente in neoprene 200 mm e kit con connettori crimp e guaina termorestringente adesiva per connessione a tenuta stagna. Vetro trasparente extrachiaro. Versione dimmerabile a richiesta.

LED source included. 24V dc remote electric power supply to be ordered separately. Requires a junction box to be ordered separately. The luminaire is equipped with a protruding, neoprene, 200 mm cable and a wiring kit with crimp connectors and adhesive heat-shrink tubing guaranteeing the water tightness of the connection. Extra clear transparent glass. Adjustable light intensity version available upon request.

2200K disponibile su richiesta.

2200K available on request.

Optic Spot 10°

Power Led: 2,3W - 144 lm \neq OUTPUT 111 lm - 2700K/CRI 80 -24Vdc / 2,3W - 155 lm \neq OUTPUT 121 lm - 3000K/CRI 80 -24Vdc / 2,3W - 161 lm \neq OUTPUT 125 lm - 4000K/CRI 80 -24Vdc

2700K

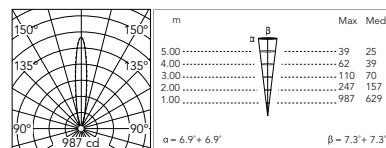
FA100181133

3000K

FA100176133

4000K

FA100177133



@ 3000K

Optic Medium 45°

Power Led: 2,3W - 144 lm \neq OUTPUT 102 lm - 2700K/CRI 80 -24Vdc / 2,3W - 155 lm \neq OUTPUT 110 lm - 3000K/CRI 80 -24Vdc / 2,3W - 161 lm \neq OUTPUT 114 lm - 4000K/CRI 80 -24Vdc

2700K

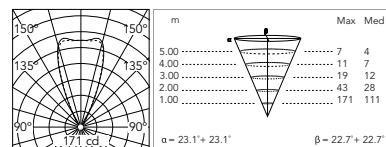
FA10018141

3000K

FA10017641

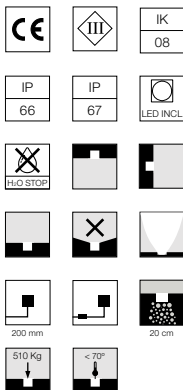
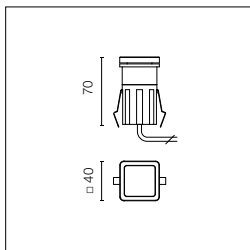
4000K

FA10017741



@ 3000K

C-Me Opal Square 40



Sorgente a LED inclusa. Alimentazione elettrica remota 24V dc da ordinare separatamente. Necessaria cassaforma da ordinare separatamente. Dotato di spezzone di cavo uscente in neoprene 200 mm e kit con connettori crimp e guaina termorestringente adesiva per connessione a tenuta stagna. Vetro con diffusore opale. Dimmerabile.

LED source included. 24V dc remote electric power supply to be ordered separately. Requires a junction box to be ordered separately. The luminaire is equipped with a protruding, neoprene, 200 mm cable and a wiring kit with crimp connectors and adhesive heat-shrink tubing guaranteeing the water tightness of the connection. Glass with opal diffuser. Adjustable light intensity.

2200K disponibile su richiesta.

2200K available on request.

Diffused Light

Mid-Power Led: 0,3W - 42 lm \neq OUTPUT 22 lm - 2700K/CRI 80 -24Vdc / 0,3W - 44 lm \neq OUTPUT 23 lm - 3000K/CRI 80 -24Vdc / 0,3W - 45 lm \neq OUTPUT 23 lm - 4000K/CRI 80 -24Vdc

2700K

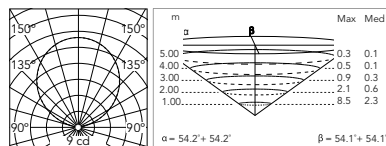
FA100181124

3000K

FA100176124

4000K

FA100177124



@ 3000K

* Numero massimo di apparecchi per alimentatore / Maximum number of luminaires per power supply.

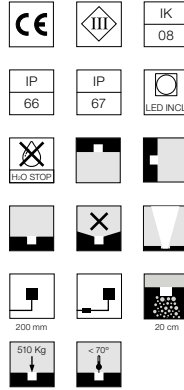
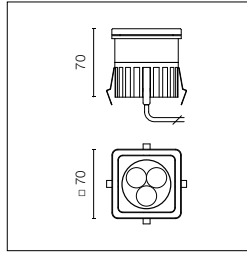
Numero massimo di apparecchi per alimentatore (Vin220÷240). Dati indicativi da verificare con le specifiche condizioni di installazione.

Maximum number of luminaires per power supply. (220÷240 V). These data must be checked taking into account the specific installation conditions.

Acc. RF25754	1
Acc. RF25748	1
Acc. RF25747	4
Acc. RF25757	4

Acc. RF25752	5
Acc. F990B28A000	14
Acc. F990B27A000	29
Acc. RF25750	30

Acc. F990B21A000	30
Acc. RF26387.A	30



Sorgente a LED inclusa. Alimentazione elettrica remota 24V dc da ordinare separatamente. Necessaria cassaforma da ordinare separatamente. Dotato di spezzone di cavo uscente in neoprene 200 mm con sistema integrato di giunzione H2O STOP e kit con connettori crimp e guaina termorestringente adesiva per connessione a tenuta stagna. Vetro trasparente extrachiaro. Versione dimmerabile a richiesta.

LED source included. 24V dc remote electric power supply to be ordered separately. Requires a junction box to be ordered separately. The luminaire is equipped with a protruding, neoprene, 200 mm cable with an integrated H2O STOP connection system and a wiring kit with crimp connectors and adhesive heat-shrink tubing guaranteeing the water tightness of the connection. Extra clear transparent glass. Adjustable light intensity version available upon request.

2200K disponibile su richiesta.

2200K available on request.

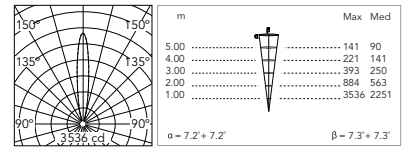
Optic Spot 10°

Power Led: 5,9W - 431 lm ≠ OUTPUT 359 lm - 2700K/CRI 80 - 24Vdc / 5,9W - 466 lm ≠ OUTPUT 389 lm - 3000K/CRI 80 - 24Vdc / 5,9W - 484 lm ≠ OUTPUT 404 lm - 4000K/CRI 80 - 24Vdc

2700K
FA100182132

3000K
FA100179132

4000K
FA100180132



@ 3000K

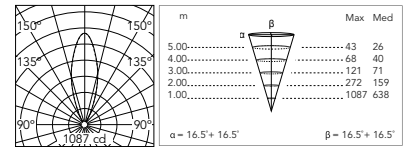
Optic Medium 30°

Power Led: 5,9W - 431 lm ≠ OUTPUT 364 lm - 2700K/CRI 80 - 24Vdc / 5,9W - 466 lm ≠ OUTPUT 395 lm - 3000K/CRI 80 - 24Vdc / 5,9W - 484 lm ≠ OUTPUT 410 lm - 4000K/CRI 80 - 24Vdc

2700K
FA100182130

3000K
FA100179130

4000K
FA100180130



@ 3000K

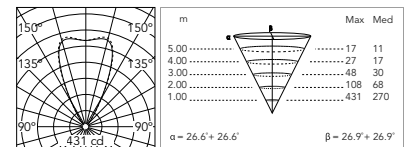
Optic Flood 50°

Power Led: 5,9W - 431 lm ≠ OUTPUT 329 lm - 2700K/CRI 80 - 24Vdc / 5,9W - 466 lm ≠ OUTPUT 357 lm - 3000K/CRI 80 - 24Vdc / 5,9W - 484 lm ≠ OUTPUT 371 lm - 4000K/CRI 80 - 24Vdc

2700K
FA10018241

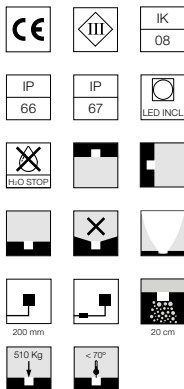
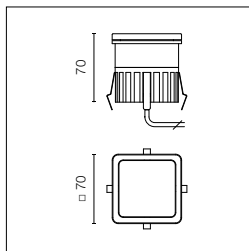
3000K
FA10017941

4000K
FA10018041



@ 3000K

C-Me Opal Square 70



Sorgente a LED inclusa. Alimentazione elettrica remota 24V dc da ordinare separatamente. Necessaria cassaforma da ordinare separatamente. Dotato di spezzone di cavo uscente in neoprene 200 mm con sistema integrato di giunzione H2O STOP e kit con connettori crimp e guaina termorestringente adesiva per connessione a tenuta stagna. Vetro con diffusore opale. Dimmerabile.

LED source included. 24V dc remote electric power supply to be ordered separately. Requires a junction box to be ordered separately. The luminaire is equipped with a protruding, neoprene, 200 mm cable with an integrated H2O STOP connection system and a wiring kit with crimp connectors and adhesive heat-shrink tubing guaranteeing the water tightness of the connection. Glass with opal diffuser. Adjustable light intensity.

2200K disponibile su richiesta.

2200K available on request.

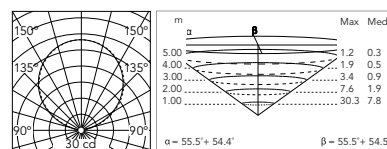
Diffused Light

Mid-Power Led: 0,8W - 127 lm ≠ OUTPUT 80 lm - 2700K/CRI 80 - 24Vdc / 0,8W - 131 lm ≠ OUTPUT 82 lm - 3000K/CRI 80 - 24Vdc / 0,8W - 136 lm ≠ OUTPUT 83 lm - 4000K/CRI 80 - 24Vdc

2700K
FA100182125

3000K
FA100179125

4000K
FA100180125



@ 3000K

* Numero massimo di apparecchi per alimentatore / Maximum number of luminaires per power supply.

Numero massimo di apparecchi per alimentatore (Vin220÷240). Dati indicativi da verificare con le specifiche condizioni di installazione.

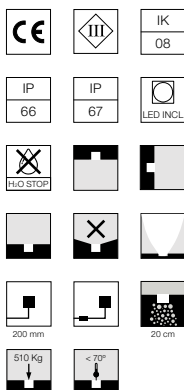
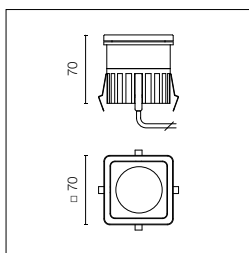
Maximum number of luminaires per power supply. (220÷240 V). These data must be checked taking into account the specific installation conditions.

Acc. RF25747 1
Acc. RF25757 1
Acc. RF25752 2

Acc. F990B28A000 6
Acc. F990B27A000 12
Acc. RF25750 10

Acc. F990B21A000 10
Acc. RF26387.A 10

C-Me Square 70 RGB



Sorgente a LED inclusa. Alimentazione elettrica remota con interfaccia DMX 3chx350mA da ordinare separatamente. Necessaria cassaforma da ordinare separatamente. Dotato di spezzone di cavo uscente in neoprene 200 mm e kit con connettori crimp e guaina termorestringente adesiva per connessione a tenuta stagna. Vetro trasparente extrachiario.

LED source included. Remote electric power supply with DMX 3chx350mA interface, to be ordered separately. Requires a junction box to be ordered separately. The luminaire is equipped with a protruding, neoprene, 200 mm cable and a wiring kit with crimp connectors and adhesive heat-shrink tubing guaranteeing the water tightness of the connection. Extra clear transparent glass.

Schema elettrico e installazione sistema RGB.

Massimo 10 apparecchi C-Me Square 70 LED RGB per ogni codice F990B22A000

Vedere Schema Elettrico n.5 Page 856.

Wiring diagram and installation scheme RGB.

Max 10 luminaires C-Me Square 70 LED RGB for each code F990B22A000.

See Wiring Diagram n.5 Page 856.

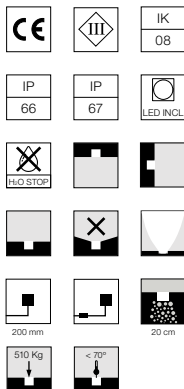
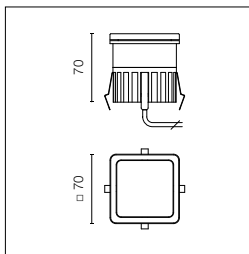
RGB Power Led: 3,4W - 3CH x 350mA

Optic Spot 10°
FA100174132

Optic Medium 35°
FA10017441

Photometric data on request.

C-Me Opal Square 70 RGB



Sorgente RGB a LED inclusa. Alimentazione elettrica remota con interfaccia DMX 3chx350mA da ordinare separatamente. Necessaria cassaforma da ordinare separatamente. Dotato di spezzone di cavo uscente in neoprene 200 mm e kit con connettori crimp e guaina termorestringente adesiva per connessione a tenuta stagna. Vetro con diffusore opale.

LED source included. Remote electric power supply with DMX 3chx350mA interface, to be ordered separately. Requires a junction box to be ordered separately. The luminaire is equipped with a protruding, neoprene, 200 mm cable and a wiring kit with crimp connectors and adhesive heat-shrink tubing guaranteeing the water tightness of the connection. Glass with opal diffuser.

Diffused Light

RGB Power Led: 3,4W - 3CH x 350mA

RGB

FA100174125

Photometric data on request.

Schema elettrico e installazione sistema RGB.

Massimo 10 apparecchi C-Me Opal Square 70 LED RGB per ogni codice F990B22A000.

Vedere Schema Elettrico n.5 Page 856.

Wiring diagram and installation scheme RGB.

Max 10 luminaires C-Me Opal Square 70 LED RGB per each code F990B22A000.

See Wiring Diagram n.5 Page 856.

* Numero massimo di apparecchi per alimentatore / Maximum number of luminaires per power supply.

Numero massimo di apparecchi per alimentatore (Vin220÷240). Dati indicativi da verificare con le specifiche condizioni di installazione.

Maximum number of luminaires per power supply, (220÷240 V). These data must be checked taking into account the specific installation conditions.

Acc. F990B22A000 **10


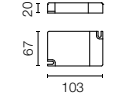
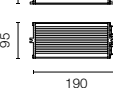
**La tensione ai capi del sistema è in funzione del numero di apparecchi collegati in serie, attenersi alle norme CEI 64-8.

**The voltage at the end of the system depends on the number of fixtures connected in series, please comply with CEI 64-8 standards.


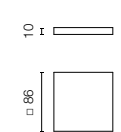

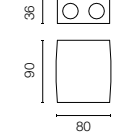

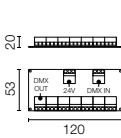

C-Me: Accessori / Accessories

Scatola per incasso.	Box for installation.	C-Me Ø40 FA98		
Scatola per incasso.	Box for installation.	C-Me 40x40 FA99		
Scatola per incasso.	Box for installation.	C-Me Ø70 FA101		
Scatola per incasso.	Box for installation.	C-Me 70x70 FA102		
Sistema di giunzione IP68 a 2 vie 2 poli. (Ø4÷6,9mm cavo).	2 way terminal block 2 poles IP68. (Ø4÷6,9mm cable).	F990C050000		
Non può essere alloggiato nella scatola per incasso.	It can't be placed in the recessed box for installation.			


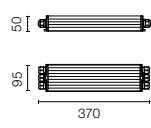
C-Me: Driver / Drivers

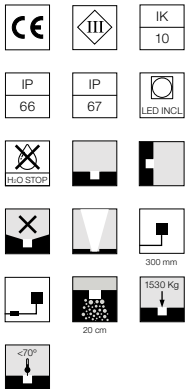
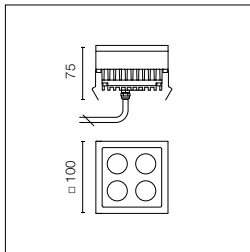
Alimentatore doppia funzione Vout 24Vdc: 8W/100÷240V Iout 350ma: 6x1W/100÷240V IP20 Classe II Selv Eq.	Power supply dual function Vout 24Vdc: 8W/100÷240V Iout 350ma: 6x1W/100÷240V IP20 Class II Selv Eq.	C-Me 40mm *RF25754		
Alimentatore 24V 8W / 110-240V IP65 Classe II selv.	Power supply 24V 8W / 110-240V IP65 Class II selv.	C-Me 40mm *RF25748		
Alimentatore 24V 10W / 110-240V IP20 Classe II selv.	Power supply 24V 10W /110-240V IP20 Class II selv.	*RF25747		
Alimentatore 24V 10W / 110-240V IP67 Classe II selv.	Power supply 24V 10W / 110-240V IP67 Class II selv.	*RF25757		
Alimentatore per installazione remota 24Vdc 20W / 220-240V IP67 Classe II selv.	Power supply for remote installation 24Vdc 20W / 220-240V IP67 Class II selv.	*RF25752		
Alimentatore 24Vdc 35W / 120-270V IP67 Classe II selv.	Power supply 24Vdc 35W / 120-270V IP67 Class II selv.	F990B23AZ00		
Alimentatore 24Vdc 50W / 120-240V IP67 Classe II selv.	Power supply 24Vdc 50W / 120-240V IP67 Class II selv.	*F990B28A000		
Alimentatore 24Vdc 70W / 220-240V IP67 Classe II selv.	Power supply 24Vdc 70W / 220-240V IP67 Class II selv.	*F990B27A000		
Alimentatore per installazione remota 24Vdc 17W / 110-240V (15W@110V) IP20 Classe II selv.	Power supply for remote installation 24Vdc 17W / 110-240V (15W@110V) IP20 Class II selv.	Diffused Light *RF25750  Dimmable Push-Dim Or 1-10V See Wiring Diagram n.4, Page 854		
Alimentatore 17W/110÷240V - 24Vdc (15W@110V) IP67 Classe II Selv.	Power supply 17W/110÷240V - 24Vdc (15W@110V) IP67 Class II Selv.	Diffused Light *F990B21A000  Dimmable Push-Dim Or 1-10V See Wiring Diagram n.4, Page 854		
Alimentatore per installazione remota 24Vdc 20W / 110-240Vdc (15W@110V) IP67 Classe II selv.	Power supply for remote installation 24Vdc 20W / 110-240Vdc (15W@110V) IP67 Class II selv.	Diffused Light *RF26387.A  Dimmable DALI See Wiring Diagram n.4, Page 854		

C-Me RGB: Accessori / Accessories

<p>Controller DMX a parete per scatole ad incasso (60mm interasse fori).</p>	<p>DMX controller; dimmer switch for recessed box (60mm hole centres).</p>	<p>F990B10A000</p>		
<p>Controller DMX stand-alone/interfaccia pc.</p>	<p>DMX controller; stand-alone/pc interface.</p>	<p>F990B11A000</p>		
<p>DMX splitter 512 - dispositivo elettronico per rigenerare segnale dmx monodirezionale 1 Input e 7 output, 12-24Vdc. Alimentatore non incluso.</p>	<p>DMX splitter 512 - electronic device to regenerate the monodirectional DMX signal 1 Input and 7 output, 12-24Vdc. Power supply not included.</p>	<p>F990B13A000</p>		
<p>Cavo DMX schermato con impedenza costante 110 Ohm.</p>	<p>DMX cable - shielded twisted pair with 110 Ohm constant impedance.</p>	<p>F990B12A000</p>		

C-Me RGB: Driver / Drivers

<p>Alimentatore con interfaccia DMX per apparecchi RGB 36W/220÷240V-3CH x 350mA (3CH x 10 x 1W) predisposizione DMX IP67 Classe I Selv Eq.</p>	<p>Power supply with DMX interface for RGB fixtures 36W/220÷240v-3CH x 350mA (3CH x 10 x 1W) DMX control allowed IP67 Class I Selv Eq.</p>	<p>*F990B22A000</p>		
------------------------------------------------------------------------------------------------------------------------------------------------	--------------------------------------------------------------------------------------------------------------------------------------------	---------------------	--------------------------------------------------------------------------------------	--------------------------------------------------------------------------------------



Sorgente a LED inclusa. Alimentazione elettrica remota 24V dc da ordinare separatamente. Necessaria cassaforma da ordinare separatamente. Dotato di spezzone di cavo uscente in neoprene 300 mm e kit con connettori crimp e guaina termorestringente adesiva per connessione a tenuta stagna. Vetro trasparente extrachiaro.

LED source included. 24V dc remote electric power supply to be ordered separately. Requires a junction box to be ordered separately. The luminaire is equipped with a protruding, neoprene, 300 mm cable and a wiring kit with crimp connectors and adhesive heat-shrink tubing guaranteeing the water tightness of the connection. Extra clear transparent glass.

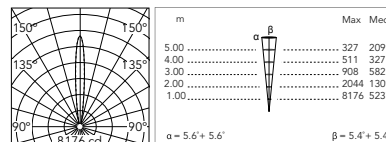
2200K disponibile su richiesta.

2200K available on request.

Optic Spot 10°

Power Led: 7,5W - 773 lm ≠ OUTPUT 575 lm - 2700K/CRI 80 - 24Vdc / 7,5W - 828 lm ≠ OUTPUT 616 lm - 3000K/CRI 80 - 24Vdc / 7,5W - 856 lm ≠ OUTPUT 636 lm - 4000K/CRI 80 - 24Vdc

2700K	3000K	4000K
FA524015	FA524013	FA524012

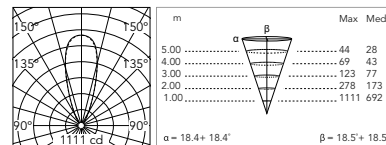


@ 3000K

Optic Medium 40°

Power Led: 7,5W - 773 lm ≠ OUTPUT 529 lm - 2700K/CRI 80 - 24Vdc / 7,5W - 828 lm ≠ OUTPUT 567 lm - 3000K/CRI 80 - 24Vdc / 7,5W - 856 lm ≠ OUTPUT 586 lm - 4000K/CRI 80 - 24Vdc

2700K	3000K	4000K
FA524025	FA524023	FA524022

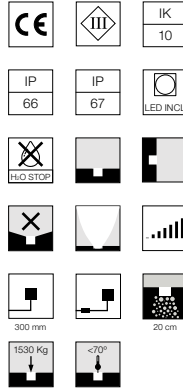
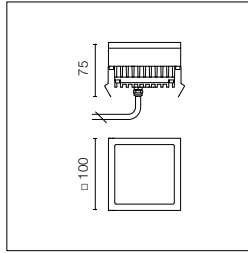


@ 3000K

* Numero massimo di apparecchi per alimentatore / Maximum number of luminaires per power supply.

Numero massimo di apparecchi per alimentatore (Vin220±240). Dati indicativi da verificare con le specifiche condizioni di installazione.	Maximum number of luminaires per power supply. (220±240 V). These data must be checked taking into account the specific installation conditions.	Acc. RF25747	1
		Acc. RF25757	1
		Acc. F990B28A000	5
		Acc. F990B27A000	8

C-Me Opal Square 100



Sorgente a LED inclusa. Alimentazione elettrica remota 24V dc da ordinare separatamente. Necessaria cassaforma da ordinare separatamente. Dotato di spezzone di cavo uscente in neoprene 300 mm e kit con connettori crimp e guaina termorestringente adesiva per connessione a tenuta stagna. Vetro con diffusore opale. Dimmerabile.

LED source included. 24V dc remote electric power supply to be ordered separately. Requires a junction box to be ordered separately. The luminaire is equipped with a protruding, neoprene, 300 mm cable and a wiring kit with crimp connectors and adhesive heat-shrink tubing guaranteeing the water tightness of the connection. Glass with opal diffuser. Adjustable light intensity.

Diffused Light

Mid-Power Led: 6,8W - 720 lm ≠ OUTPUT 396 lm - 2700K/CRI 80 - 24Vdc / 6,8W - 774 lm ≠ OUTPUT 426 lm - 3000K/CRI 80 - 24Vdc / 6,8W - 813 lm ≠ OUTPUT 447 lm - 4000K/CRI 80 - 24Vdc

2700K

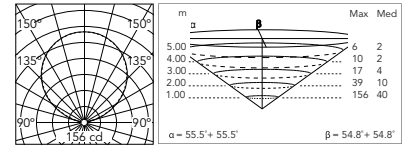
FA524005

3000K

FA524003

4000K

FA524002



@ 3000K

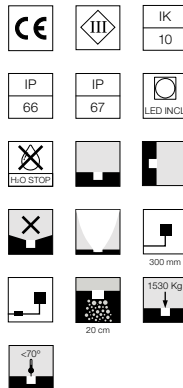
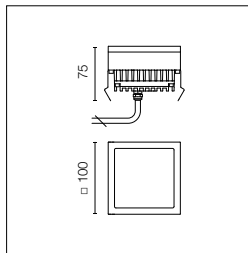
* Numero massimo di apparecchi per alimentatore / Maximum number of luminaires per power supply.

Numero massimo di apparecchi per alimentatore (Vin220-240). Dati indicativi da verificare con le specifiche condizioni di installazione.

Maximum number of luminaires per power supply. (220-240 V). These data must be checked taking into account the specific installation conditions.

Acc. RF25747	1	Acc. RF25752	2
Acc. RF25757	1	Acc. F990B28A000	6
Acc. RF25750	2	Acc. F990B27A000	9
Acc. F990B21A000	2	Acc. F990B29A000	13
Acc. RF26387.A	1		

C-Me Opal Square 100 RGB



Sorgente RGB a LED inclusa. Alimentazione elettrica remota con interfaccia DMX 3chx24Vdc da ordinare separatamente. Necessaria cassaforma da ordinare separatamente. Dotato di spezzone di cavo uscente in neoprene 300 mm e kit con connettori crimp e guaina termorestringente adesiva per connessione a tenuta stagna. Vetro con diffusore opale.

LED RGB light source included. Remote electric power supply with DMX 3chx24Vdc interface, to be ordered separately. Requires a junction box to be ordered separately. The luminaire is equipped with a protruding, neoprene, 300 mm cable and a wiring kit with crimp connectors and adhesive heat-shrink tubing guaranteeing the water tightness of the connection. Glass with opal diffuser.

Diffused Light

RGB Power Led: 6W - 3CH x 24Vdc

RGB

FA524004

Photometric data on request.

Schema elettrico e installazione sistema RGB.

Massimo 8 apparecchi C-Me Square 100 RGB per ogni codice FA148.

Vedere Schema Elettrico n.6 Page 856.

Wiring diagram and installation scheme RGB.

Max 8 luminaires C-Me Square 100 RGB for each code FA148.

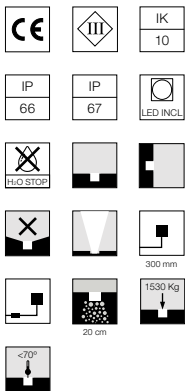
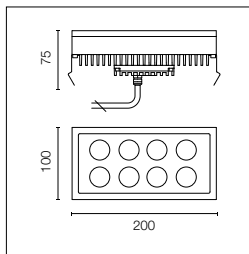
See Wiring Diagram n.6 Page 856.

* Numero massimo di apparecchi per alimentatore / Maximum number of luminaires per power supply.

Numero massimo di apparecchi per alimentatore (Vin220-240). Dati indicativi da verificare con le specifiche condizioni di installazione.

Maximum number of luminaires per power supply. (220-240 V). These data must be checked taking into account the specific installation conditions.

Acc. FA148	8
------------	---



Sorgente a LED inclusa. Alimentazione elettrica remota 24V dc da ordinare separatamente. Necessaria cassaforma da ordinare separatamente. Dotato di spezzone di cavo uscente in neoprene 300 mm e kit con connettori crimp e guaina termorestringente adesiva per connessione a tenuta stagna. Vetro trasparente extrachiaro.

LED source included. 24V dc remote electric power supply to be ordered separately. Requires a junction box to be ordered separately. The luminaire is equipped with a protruding, neoprene, 300 mm cable and a wiring kit with crimp connectors and adhesive heat-shrink tubing guaranteeing the water tightness of the connection. Extra clear transparent glass.

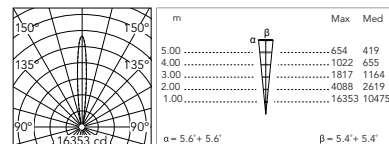
2200K disponibile su richiesta.

2200K available on request.

Optic Spot 10°

Power Led: 15W - 1546 lm ≠ OUTPUT 1150 lm - 2700K/CRI 80 - 24Vdc / 15W - 1656 lm ≠ OUTPUT 1232 lm - 3000K/CRI 80 - 24Vdc / 15W - 1711 lm ≠ OUTPUT 1273 lm - 4000K/CRI 80 -24Vdc

2700K	3000K	4000K
FA524515	FA524513	FA524512

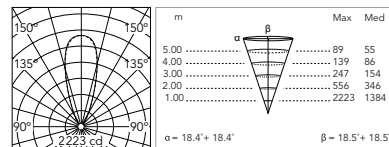


@ 3000K

Optic Medium 40°

Power Led: 15W - 1546 lm ≠ OUTPUT 1059 lm - 2700K/CRI 80 - 24Vdc / 15W - 1656 lm ≠ OUTPUT 1134 lm - 3000K/CRI 80 - 24Vdc / 15W - 1711 lm ≠ OUTPUT 1172 lm - 4000K/CRI 80 -24Vdc

2700K	3000K	4000K
FA524525	FA524523	FA524522

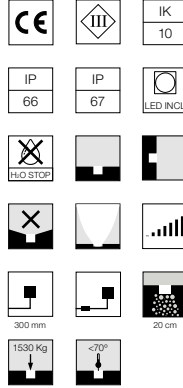
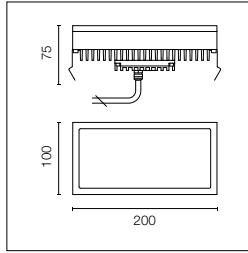


@ 3000K

* Numero massimo di apparecchi per alimentatore / Maximum number of luminaires per power supply.

Numero massimo di apparecchi per alimentatore (Vin220÷240). Dati indicativi da verificare con le specifiche condizioni di installazione.	Maximum number of luminaires per power supply. (220÷240 V). These data must be checked taking into account the specific installation conditions.	Acc. RF25752	1
		Acc. F990B28A000	2
		Acc. F990B27A000	4

C-Me Opal Rectangle



Sorgente a LED inclusa. Alimentazione elettrica remota 24V dc da ordinare separatamente. Necessaria cassaforma da ordinare separatamente. Dotato di spezzone di cavo uscente in neoprene 300 mm e kit con connettori crimp e guaina termorestringente adesiva per connessione a tenuta stagna. Vetro con diffusore opale. Dimmerabile.

LED source included. 24V dc remote electric power supply to be ordered separately. Requires a junction box to be ordered separately. The luminaire is equipped with a protruding, neoprene, 300 mm cable and a wiring kit with crimp connectors and adhesive heat-shrink tubing guaranteeing the water tightness of the connection. Glass with opal diffuser. Adjustable light intensity.

Diffused Light

Mid-Power Led: 15,8W - 1620 lm \neq OUTPUT 939 lm - 2700K/CRI 80 - 24Vdc / 15,8W - 1734 lm \neq OUTPUT 1009 lm - 3000K/CRI 80 - 24Vdc / 15,8W - 1742 lm \neq OUTPUT 1060 lm - 4000K/CRI 80 - 24Vdc

2700K

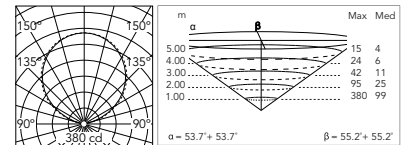
FA524505

3000K

FA524503

4000K

FA524502



@ 3000K

* Numero massimo di apparecchi per alimentatore / Maximum number of luminaires per power supply.

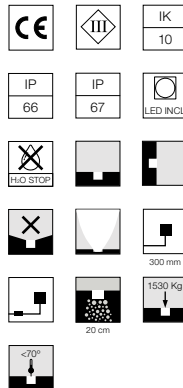
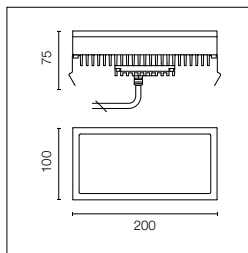
Numero massimo di apparecchi per alimentatore (Vin220÷240). Dati indicativi da verificare con le specifiche condizioni di installazione.

Maximum number of luminaires per power supply. (220÷240 V). These data must be checked taking into account the specific installation conditions.

Acc. RF25750 1
Acc. F990B21A000 1
Acc. RF26387.A 1
Acc. RF25752 1

Acc. F990B28A000 3
Acc. F990B27A000 4
Acc. F990B29A000 6

C-Me Opal Rectangle RGB



Sorgente RGB a LED inclusa. Alimentazione elettrica remota con interfaccia DMX 3chx24Vdc da ordinare separatamente. Necessaria cassaforma da ordinare separatamente. Dotato di spezzone di cavo uscente in neoprene 300 mm e kit con connettori crimp e guaina termorestringente adesiva per connessione a tenuta stagna. Vetro con diffusore opale.

LED RGB light source included. Remote electric power supply with DMX 3chx24Vdc interface, to be ordered separately. Requires a junction box to be ordered separately. The luminaire is equipped with a protruding, neoprene, 300 mm cable and a wiring kit with crimp connectors and adhesive heat-shrink tubing guaranteeing the water tightness of the connection. Glass with opal diffuser.

Diffused Light

RGB Power Led: 10,5W - 3CH x 24Vdc

RGB

FA524504

Photometric data on request.

Schema elettrico e installazione sistema RGB.

Massimo 4 apparecchi C-Me Rectangle 100 RGB per ogni codice FA148.

Vedere Schema Elettrico n.6 Page 856.

Wiring diagram and installation scheme RGB.

Max 4 luminaires C-Me Rectangle LED RGB for each code FA148.

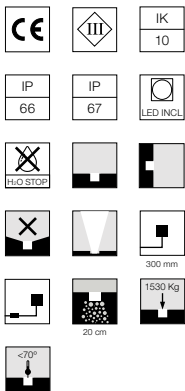
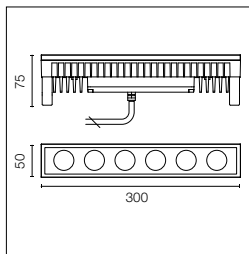
See Wiring Diagram n.6 Page 856.

* Numero massimo di apparecchi per alimentatore / Maximum number of luminaires per power supply.

Numero massimo di apparecchi per alimentatore (Vin220÷240). Dati indicativi da verificare con le specifiche condizioni di installazione.

Maximum number of luminaires per power supply. (220÷240 V). These data must be checked taking into account the specific installation conditions.

Acc. FA148 4



Sorgente a LED inclusa. Alimentazione elettrica remota 24V dc da ordinare separatamente. Necessaria cassaforma da ordinare separatamente. Dotato di spezzone di cavo uscente in neoprene 300 mm e kit con connettori crimp e guaina termorestringente adesiva per connessione a tenuta stagna. Vetro trasparente extrachiaro.

LED source included. 24V dc remote electric power supply to be ordered separately. Requires a junction box to be ordered separately. The luminaire is equipped with a protruding, neoprene, 300 mm cable and a wiring kit with crimp connectors and adhesive heat-shrink tubing guaranteeing the water tightness of the connection. Extra clear transparent glass.

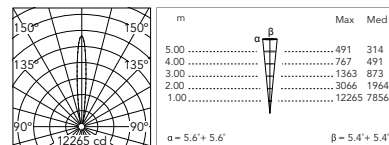
2200K disponibile su richiesta.

2200K available on request.

Optic Spot 10°

Power Led: 11,8W - 1159 lm ≠ OUTPUT 862 lm - 2700K/CRI 80 - 24Vdc / 11,8W - 1242 lm ≠ OUTPUT 924 lm - 3000K/CRI 80 - 24Vdc / 11,8W - 1283 lm ≠ OUTPUT 955 lm - 4000K/CRI 80 - 24Vdc

2700K	3000K	4000K
FA524115	FA524113	FA524112

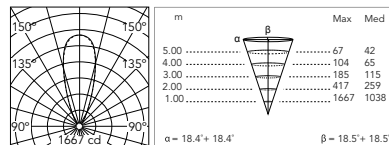


@ 3000K

Optic Medium 40°

Power Led: 11,8W - 1159 lm ≠ OUTPUT 794 lm - 2700K/CRI 80 - 24Vdc / 11,8W - 1242 lm ≠ OUTPUT 851 lm - 3000K/CRI 80 - 24Vdc / 11,8W - 1283 lm ≠ OUTPUT 879 lm - 4000K/CRI 80 - 24Vdc

2700K	3000K	4000K
FA524125	FA524123	FA524122

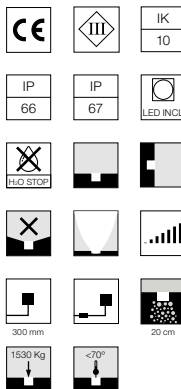
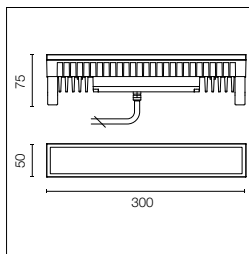


@ 3000K

* Numero massimo di apparecchi per alimentatore / Maximum number of luminaires per power supply.

Numero massimo di apparecchi per alimentatore (Vin220÷240). Dati indicativi da verificare con le specifiche condizioni di installazione.	Maximum number of luminaires per power supply. (220÷240 V). These data must be checked taking into account the specific installation conditions.	Acc. RF25752	1
		Acc. F990B28A000	3
		Acc. F990B27A000	6

C-Me Opal Line



Sorgente a LED inclusa. Alimentazione elettrica remota 24V dc da ordinare separatamente. Necessaria cassaforma da ordinare separatamente. Dotato di spezzone di cavo uscente in neoprene 300 mm e kit con connettori crimp e guaina termorestringente adesiva per connessione a tenuta stagna. Vetro con diffusore opale. Dimmerabile.

LED source included. 24V dc remote electric power supply to be ordered separately. Requires a junction box to be ordered separately. The luminaire is equipped with a protruding, neoprene, 300 mm cable and a wiring kit with crimp connectors and adhesive heat-shrink tubing guaranteeing the water tightness of the connection. Glass with opal diffuser. Adjustable light intensity.

Diffused Light

Mid-Power Led: 10,5W - 1080 lm \neq OUTPUT 538 lm - 2700K/CRI 80 - 24Vdc / 10,5W - 1161 lm \neq OUTPUT 578 lm - 3000K/CRI 80 - 24Vdc / 10,5W - 1219 lm \neq OUTPUT 607 lm - 4000K/CRI 80 - 24Vdc

2700K

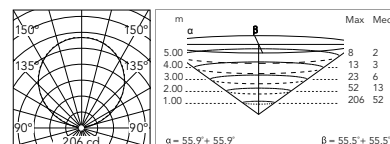
FA524105

3000K

FA524103

4000K

FA524102



@ 3000K

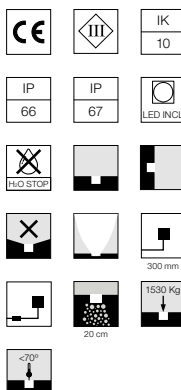
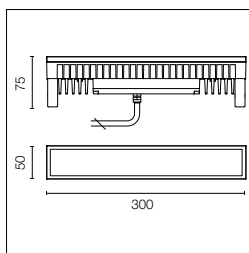
* Numero massimo di apparecchi per alimentatore / Maximum number of luminaires per power supply.

Numero massimo di apparecchi per alimentatore (Vin220÷240). Dati indicativi da verificare con le specifiche condizioni di installazione.

Maximum number of luminaires per power supply. (220÷240 V). These data must be checked taking into account the specific installation conditions.

Acc. RF25750	1	Acc. F990B28A000	4
Acc. F990B21A000	1	Acc. F990B27A000	6
Acc. RF26387.A	1	Acc. F990B29A000	9
Acc. RF25752	1		

C-Me Opal Line RGB



Sorgente RGB a LED inclusa. Alimentazione elettrica remota con interfaccia DMX 3chx24Vdc da ordinare separatamente. Necessaria cassaforma da ordinare separatamente. Dotato di spezzone di cavo uscente in neoprene 300 mm e kit con connettori crimp e guaina termorestringente adesiva per connessione a tenuta stagna. Vetro con diffusore opale.

LED RGB light source included. Remote electric power supply with DMX 3chx24Vdc interface, to be ordered separately. Requires a junction box to be ordered separately. The luminaire is equipped with a protruding, neoprene, 300 mm cable and a wiring kit with crimp connectors and adhesive heat-shrink tubing guaranteeing the water tightness of the connection. Glass with opal diffuser.

Diffused Light

RGB Power Led: 8W - 3CH x 24Vdc

RGB

FA524104

Photometric data on request.

Schema elettrico e installazione sistema RGB.

Massimo 5 apparecchi C-Me Line RGB per ogni codice FA148.

Vedere Schema Elettrico n.6 Page 856.

Wiring diagram and installation scheme RGB.

Max 5 luminaires C-Me Line RGB for each code FA148.

See Wiring Diagram n.6 Page 856.


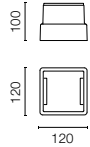

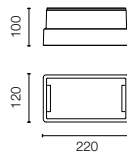





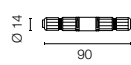

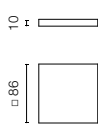

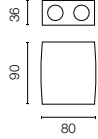

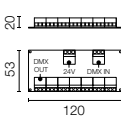

* Numero massimo di apparecchi per alimentatore / Maximum number of luminaires per power supply.

Numero massimo di apparecchi per alimentatore (Vin220÷240). Dati indicativi da verificare con le specifiche condizioni di installazione.


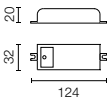

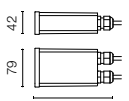

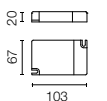


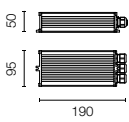


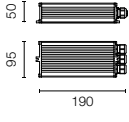


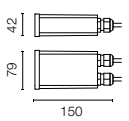

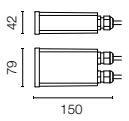

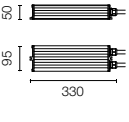

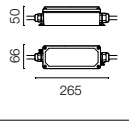

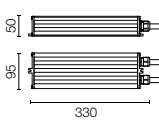

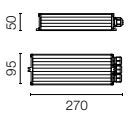
Maximum number of luminaires per power supply. (220÷240 V). These data must be checked taking into account the specific installation conditions.

Acc. FA148	5
------------	---

C-Me Square 100 / Rectangle / Line: Accessori / Accessories


Scatola per incasso.	Box for installation.	C-Me Square 100 FA151		
Scatola per incasso.	Box for installation.	C-Me Rectangle FA152		
Scatola per incasso.	Box for installation.	C-Me Line FA183		
Ventosa per rimuovere l'apparecchio.	Suction cup to pull the luminaire.	FA153		
Sistema di giunzione IP68 a 2 vie 2 poli.	2 way terminal block 2 poles IP68. (Ø4÷6,9mm cavo).	F990C050000		
Non può essere alloggiato nella scatola per incasso.	It can't be placed in the recessed box for installation.			
Controller DMX a parete per scatole ad incasso (60mm interasse fori).	DMX controller; dimmer switch for recessed box (60mm hole centres).	C-Me RGB F990B10A000		
Controller DMX stand-alone/interfaccia pc.	DMX controller; stand-alone/pc interface.	C-Me RGB F990B11A000		
DMX splitter 512 - dispositivo elettronico per rigenerare segnale dmx monodirezionale 1 Input e 7 output, 12-24Vdc. Alimentatore non incluso.	DMX splitter 512 - electronic device to regenerate the monodirectional DMX signal 1 Input and 7 output, 12-24Vdc. Power supply not included.	C-Me RGB F990B13A000		
Cavo DMX schermato con impedenza costante 110 Ohm.	DMX cable - shielded twisted pair with 110 Ohm constant impedance.	C-Me RGB F990B12A000		

C-Me Square 100 / Rectangle / Line: Driver / Drivers

Alimentatore 24V 10W / 110-240V IP20 Classe II selv.	Power supply 24V 10W /110-240V IP20 Class II selv.	*RF25747		
Alimentatore 24V 10W / 110-240V IP67 Classe II selv.	Power supply 24V 10W / 110-240V IP67 Class II selv.	*RF25757		
Alimentatore per installazione remota 24Vdc 17W / 110-240V (15W@110V) IP20 Classe II selv.	Power supply for remote installation 24Vdc 17W / 110-240V (15W@110V) IP20 Class II selv.	C-Me Square 100 Diffused Light *RF25750		
		 Dimmable Push-Dim Or 1-10V See Wiring Diagram n.4. Page 854		
Alimentatore 17W/110÷240V - 24Vdc (15W@110V) IP67 Classe II selv.	Power supply 17W/110÷240V - 24Vdc (15W@110V) IP67 Class II Selv.	C-Me Square 100 Diffused Light *F990B21A000		
		 Dimmable Push-Dim Or 1-10V See Wiring Diagram n.4. Page 854		
Alimentatore per installazione remota 24Vdc 20W / 110-240Vdc (15W@110V) IP67 Classe II selv.	Power supply for remote installation 24Vdc 20W / 110-240Vdc (15W@110V) IP67 Class II selv.	C-Me Square 100 Diffused Light *RF26387.A		
		 Dimmable DALI See Wiring Diagram n.4. Page 854		
Alimentatore per installazione remota 24Vdc 20W / 220-240V IP67 Classe II selv.	Power supply for remote installation 24Vdc 20W / 220-240V IP67 Class II selv.	C-Me Square 100 Diffused Light *RF25752		
Alimentatore 24Vdc 35W / 120-270V IP67 Classe II selv.	Power supply 24Vdc 35W / 120-270V IP67 Class II selv.	F990B23AZ00		
Alimentatore per installazione remota 24Vdc 50W / 120-240V IP67 Classe II selv.	Power supply for remote installation 24Vdc 50W / 120-240V IP67 Class II selv.	*F990B28A000		
Alimentatore per installazione remota 24Vdc 70W / 220-240V IP67 Classe II selv.	Power supply for remote installation 24Vdc 70W / 220-240V IP67 Class II selv.	*F990B27A000		
Alimentatore per installazione remota 24Vdc 96W / 120-240V IP67 Classe II selv.	Power supply for remote installation 24Vdc 96W / 120-240V IP67 Class II selv.	*F990B29A000		
Alimentatore con interfaccia DMX. Per apparecchi RGB 55W/220÷230V-3CHx24Vdc (3CHx18W) predisposizione DMX IP67 Classe I Selv Eq.	Power supply with DMX interface for RGB fixtures 55W/220÷230V-3CHx24Vdc (3CHx18W) DMX controller allowed IP67 Class I Selv Eq.	C-Me RGB *FA148		


Ingraze

Designed by Flos Outdoor











VERSATILITÀ

La gamma di prodotti viene proposta in diverse configurazioni, con bordo e tuttovetro, con ottiche fisse oppure orientabili. Un sistema di molle brevettato garantisce la massima pulizia estetica.

VERSATILITY

The range of products is offered in various frame and frameless configurations, with fixed or adjustable lenses. A patented system of springs guarantees the cleanest look.

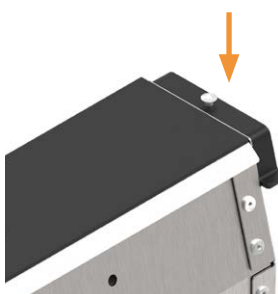


COMFORT VISIVO

L' innovativo sistema di ottiche arretrate offre un comfort visivo ottimale in qualsiasi contesto; particolari accessori frangiluce longitudinali e asimmetrici pre-installati consentono di evitare l'abbagliamento anche in situazioni più critiche.

VISUAL COMFORT

The innovative rear lens system offers optimal visual comfort in any situation; special asymmetrical or lengthwise diffuser accessories pre-installed allow to reduce the beam of light and to prevent glare in more critical situations too.



ANTIFURTO

Il sistema di fissaggio antifurto studiato appositamente per evitare manomissioni e vandalismi rende Ingraze adatto anche ad installazioni in ambito pubblico.

ANTI-THEFT

An anti-theft fastening system specifically designed to prevent tampering and vandalism makes Ingraze suitable for public installations too.




FLESSIBILITÀ

Ingraze estende la gamma di proiettori lineari con un evoluto programma di incassi a terra, idonei ad ogni tipo di progetto grazie alle molteplici possibilità di installazione.

FLEXIBILITY

Ingraze extends the range of linear spotlights with an advanced programme of recessed floor fittings, suitable for any type of project thanks to the many installation options.



FILA CONTINUA

La flessibilità installativa in ogni ambito è garantita dalle diverse configurazioni, sia singole che in fila continua, mantenendo l'omogeneità del fascio luminoso.

CONTINUOUS LINE

Flexible installation in all areas is guaranteed by the various configurations, both single and in a continuous line, while keeping a consistent beam of light.

Famiglia / Family

Ingraze Fixed L 400

Frame / Linear Louvre / Asymmetric Louvre



Power Led

12,5W
Up to 958 lm - 2200K/CRI 80
Up to 993 lm - 2700K/CRI 80
Up to 1064 lm - 3000K/CRI 80
Up to 1100 lm - 4000K/CRI 80

Frameless / Linear Louvre / Asymmetric Louvre



Power Led

12,5W
Up to 958 lm - 2200K/CRI 80
Up to 993 lm - 2700K/CRI 80
Up to 1064 lm - 3000K/CRI 80
Up to 1100 lm - 4000K/CRI 80

Ingraze Fixed L 600

Frame / Linear Louvre / Asymmetric Louvre



Power Led

17W
Up to 1368 lm - 2200K/CRI 80
Up to 1419 lm - 2700K/CRI 80
Up to 1520 lm - 3000K/CRI 80
Up to 1571 lm - 4000K/CRI 80

Frameless / Linear Louvre / Asymmetric Louvre



Power Led

17W
Up to 1368 lm - 2200K/CRI 80
Up to 1419 lm - 2700K/CRI 80
Up to 1520 lm - 3000K/CRI 80
Up to 1571 lm - 4000K/CRI 80

Ingraze Fixed L 900

Frame / Linear Louvre / Asymmetric Louvre



Power Led

26W
Up to 2052 lm - 2200K/CRI 80
Up to 2128 lm - 2700K/CRI 80
Up to 2280 lm - 3000K/CRI 80
Up to 2356 lm - 4000K/CRI 80

Frameless / Linear Louvre / Asymmetric Louvre



Power Led

26W
Up to 2052 lm - 2200K/CRI 80
Up to 2128 lm - 2700K/CRI 80
Up to 2280 lm - 3000K/CRI 80
Up to 2356 lm - 4000K/CRI 80

Ingraze Fixed L 1200

Frame / Linear Louvre / Asymmetric Louvre



Power Led

33,5W
Up to 2736 lm - 2200K/CRI 80
Up to 2837 lm - 2700K/CRI 80
Up to 3040 lm - 3000K/CRI 80
Up to 3141 lm - 4000K/CRI 80

Frameless / Linear Louvre / Asymmetric Louvre



Power Led

33,5W
Up to 2736 lm - 2200K/CRI 80
Up to 2837 lm - 2700K/CRI 80
Up to 3040 lm - 3000K/CRI 80
Up to 3141 lm - 4000K/CRI 80

Ingraze Adjustable L 400

Frame / Linear Louvre / Asymmetric Louvre



Power Led

12,5W

Up to 958 lm - 2200K/CRI 80

Up to 993 lm - 2700K/CRI 80

Up to 1064 lm - 3000K/CRI 80

Up to 1100 lm - 4000K/CRI 80

Frameless / Linear Louvre / Asymmetric Louvre



Power Led

12,5W

Up to 958 lm - 2200K/CRI 80

Up to 993 lm - 2700K/CRI 80

Up to 1064 lm - 3000K/CRI 80

Up to 1100 lm - 4000K/CRI 80

Ingraze Adjustable L 600

Frame / Linear Louvre / Asymmetric Louvre



Power Led

17W

Up to 1368 lm - 2200K/CRI 80

Up to 1419 lm - 2700K/CRI 80

Up to 1520 lm - 3000K/CRI 80

Up to 1571 lm - 4000K/CRI 80

Frameless / Linear Louvre / Asymmetric Louvre



Power Led

17W

Up to 1368 lm - 2200K/CRI 80

Up to 1419 lm - 2700K/CRI 80

Up to 1520 lm - 3000K/CRI 80

Up to 1571 lm - 4000K/CRI 80

Ingraze Adjustable L 900

Frame / Linear Louvre / Asymmetric Louvre



Power Led

26W

Up to 2052 lm - 2200K/CRI 80

Up to 2128 lm - 2700K/CRI 80

Up to 2280 lm - 3000K/CRI 80

Up to 2356 lm - 4000K/CRI 80

Frameless / Linear Louvre / Asymmetric Louvre



Power Led

26W

Up to 2052 lm - 2200K/CRI 80

Up to 2128 lm - 2700K/CRI 80

Up to 2280 lm - 3000K/CRI 80

Up to 2356 lm - 4000K/CRI 80

Ingraze Adjustable L 1200

Frame / Linear Louvre / Asymmetric Louvre



Power Led

33,5W

Up to 2736 lm - 2200K/CRI 80

Up to 2837 lm - 2700K/CRI 80

Up to 3040 lm - 3000K/CRI 80

Up to 3141 lm - 4000K/CRI 80

Frameless / Linear Louvre / Asymmetric Louvre



Power Led


33,5W

Up to 2736 lm - 2200K/CRI 80

Up to 2837 lm - 2700K/CRI 80

Up to 3040 lm - 3000K/CRI 80

Up to 3141 lm - 4000K/CRI 80



Descrizione / Description

Apparecchio lineare da esterni per installazione ad incasso a terra con sorgente LED di alta potenza di ultimissima generazione. Il prodotto è concepito per garantire un estremo comfort visivo grazie alla posizione arretrata del gruppo ottico; la gamma è declinata in due modelli, frame e frameless, disponibili in 4 lunghezze per garantire la massima flessibilità di installazione e soddisfare differenti richieste progettuali, grazie alle diverse configurazioni ottiche, spot, medium, flood, e ellittico. La disponibilità di versioni alternative equipaggiate con frangiluce longitudinale e asimmetrico permette di ottimizzare le performance del prodotto garantendo il massimo comfort visivo. Corpo in alluminio estruso sottoposto a trattamento di conversione chimica superficiale per una elevata resistenza alla corrosione. Doppia testata di chiusura realizzata in tecnopolimero ad alta resistenza. Rivestimento a doppio strato di polveri e a richiesta trattamento marino "ACT" (Anti Corrosion Treatment) che garantisce la resistenza in ambienti con condizioni ambientali critiche. Vetro temprato extra chiaro con alto indice di trasmittanza, siliconato tramite un sistema di incollaggio robotizzato, previo trattamento di pulizia al plasma, garantisce un grado di protezione IP66/67, una elevata resistenza all'impatto IK10, ed è carrabile fino a 2500kg. Ingraze è disponibile in versione orientabile sull'asse orizzontale di +/-10°, la regolazione avviene dall'esterno tramite un utensile dedicato fornito con il prodotto senza necessità di aprire il prodotto per accedere al vano ottico. Una scala graduata posta sul corpo del prodotto garantisce un puntamento preciso e sicuro. Il dissipatore interno brevettato, consente una gestione eccellente delle temperature aumentando performance e life-time del modulo LED. Temperature di colore disponibili 2200, 2700, 3000, e 4000K; il controllo della luce è realizzabile tramite protocollo dali, oppure 1-10V, con driver integrato. Entrambe le versioni, frame e frameless possono essere installate all'interno della stessa cassaforma, in acciaio INOX, in configurazione singola o in fila continua. Cassaforma e accessori di montaggio sono da ordinare separatamente. Disponibile una cassaforma per l'installazione della versione frame a filo pavimento. Un sistema di molle brevettato evita l'utilizzo di viti a vista per il fissaggio. L'apparecchio è pre-cablato con spezzoni di cavo uscente e completo di due connettori (IN-OUT) ad innesto rapido per facilitare e velocizzare le operazioni di cablaggio elettrico.

An outdoor strip device for recessed floor installation with a next-gen high-power LED source. The product is designed to guarantee extreme visual comfort thanks to the rear position of the lens unit; the range is organised into two models, either framed or frameless, available in 4 different lengths to guarantee the greatest installation flexibility and to meet different project requirements, thanks to the various lens configurations: spot, medium, flood and elliptical. The availability of alternative versions equipped with asymmetrical or lengthwise diffusers helps optimise the product's performance, guaranteeing maximum visual comfort. Extruded aluminium body with a chemical conversion coating for high corrosion-resistance. Double end-plate cover made from high-resistance technopolymer. Coating with a double layer of powder paint and marine "ACT" (Anti-Corrosion Treatment) upon request, which guarantees resistance under harsh environmental conditions. Extra-clear tempered glass with a high transmittance index, siliconised through an automated bonding system, having undergone plasma cleaning treatment, guarantees an IP66/67 protection rating, high resistance to IK10 impact and can be driven over by vehicles up to 2500kg. Ingraze is available in an adjustable version on the vertical axis by +/-10°. This adjustment is done from the outside using a special tool provided with the product, without the need to open the product to access the lens compartment. A graduated scale on the body of the product guarantees secure, precise positioning. The patented internal heat sink allows for excellent temperature management, increasing the performance and lifetime of the LED module. Available colour temperatures: 2200, 2700, 3000, and 4000K; the light can be controlled through the DALI protocol, or 1-10V, with a built-in driver. Both framed and frameless versions can be installed in the same installation box, made from INOX steel, in single or continuous line configurations. Installation box and assembly accessories should be ordered separately. Installation box is available for installation of the framed version flush with the floor. A patented system of springs avoids the use of visible screws for fastening. This device is pre-wired with outgoing cable sections and complete with two quick connectors (IN-OUT) to make electrical wiring quicker and easier.

Colori / Colours

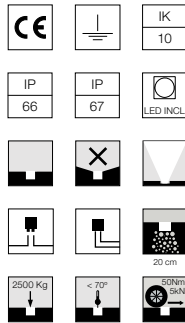
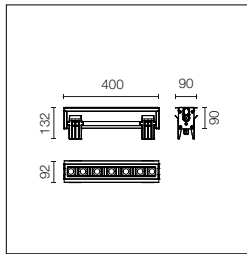
Ingraze



06 Grey



33 Anthracite



Sorgente high power LED inclusa e ottiche arretrate. Alimentazione elettrica 220-240V on off e dimmerabile 1-10V e dali. Cassaforma per l'installazione obbligatoria da ordinare separatamente. Precabato con connettori rapidi H₂O Stop presa/spina inclusi. ACT (Anti Corrosion Treatment) a richiesta.

High-power LED source included and rear lenses. 1-10V or DALI on-off and dimmable 220-240V power supply. Compulsory installation box to be ordered separately. Pre-wired with H₂O Stop quick connectors, plug/socket included. ACT (Anti-Corrosion Treatment) upon request.

Optic Spot 16°

Power Led: 12,5W - LED 1304 lm ≠ OUTPUT 958 lm - 2200K/CRI 80 / 12,5W - LED 1352 lm ≠ OUTPUT 993 lm - 2700K/CRI 80 / 12,5W - LED 1449 lm ≠ OUTPUT 1064 lm - 3000K/CRI 80 / 12,5W - LED 1497 lm ≠ OUTPUT 1100 lm - 4000K/CRI 80

2200K

- Non Dimmable
- F017A1AA006
- F017A1AA033
- 1-10V
- F017A1AB006
- F017A1AB033
- Dali
- F017A1AD006
- F017A1AD033

2700K

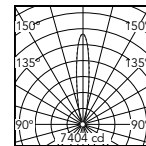
- Non Dimmable
- F017A2AA006
- F017A2AA033
- 1-10V
- F017A2AB006
- F017A2AB033
- Dali
- F017A2AD006
- F017A2AD033

3000K

- Non Dimmable
- F017A3AA006
- F017A3AA033
- 1-10V
- F017A3AB006
- F017A3AB033
- Dali
- F017A3AD006
- F017A3AD033

4000K

- Non Dimmable
- F017A4AA006
- F017A4AA033
- 1-10V
- F017A4AB006
- F017A4AB033
- Dali
- F017A4AD006
- F017A4AD033



@3000K

Beam Angle: 16°

h(m)	E lx	D(m)
1	7404	0.27
2	1851	0.55
3	823	0.82
4	463	1.09
5	296	1.37

Optic Medium 25°

Power Led: 12,5W - LED 1304 lm ≠ OUTPUT 1031 lm - 2200K/CRI 80 / 12,5W - LED 1352 lm ≠ OUTPUT 1069 lm - 2700K/CRI 80 / 12,5W - LED 1449 lm ≠ OUTPUT 1146 lm - 3000K/CRI 80 / 12,5W - LED 1497 lm ≠ OUTPUT 1184 lm - 4000K/CRI 80

2200K

- Non Dimmable
- F017A1BA006
- F017A1BA033
- 1-10V
- F017A1BB006
- F017A1BB033
- Dali
- F017A1BD006
- F017A1BD033

2700K

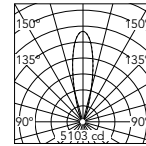
- Non Dimmable
- F017A2BA006
- F017A2BA033
- 1-10V
- F017A2BB006
- F017A2BB033
- Dali
- F017A2BD006
- F017A2BD033

3000K

- Non Dimmable
- F017A3BA006
- F017A3BA033
- 1-10V
- F017A3BB006
- F017A3BB033
- Dali
- F017A3BD006
- F017A3BD033

4000K

- Non Dimmable
- F017A4BA006
- F017A4BA033
- 1-10V
- F017A4BB006
- F017A4BB033
- Dali
- F017A4BD006
- F017A4BD033



@3000K

Beam Angle: 25°

h(m)	E lx	D(m)
1	5103	0.44
2	1276	0.88
3	567	1.32
4	319	1.76
5	204	2.20

Optic Flood 46°

Power Led: 12,5W - LED 1304 lm ≠ OUTPUT 898 lm - 2200K/CRI 80 / 12,5W - LED 1352 lm ≠ OUTPUT 931 lm - 2700K/CRI 80 / 12,5W - LED 1449 lm ≠ OUTPUT 998 lm - 3000K/CRI 80 / 12,5W - LED 1497 lm ≠ OUTPUT 1031 lm - 4000K/CRI 80

2200K

- Non Dimmable
- F017A1CA006
- F017A1CA033
- 1-10V
- F017A1CB006
- F017A1CB033
- Dali
- F017A1CD006
- F017A1CD033

2700K

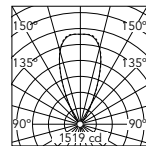
- Non Dimmable
- F017A2CA006
- F017A2CA033
- 1-10V
- F017A2CB006
- F017A2CB033
- Dali
- F017A2CD006
- F017A2CD033

3000K

- Non Dimmable
- F017A3CA006
- F017A3CA033
- 1-10V
- F017A3CB006
- F017A3CB033
- Dali
- F017A3CD006
- F017A3CD033

4000K

- Non Dimmable
- F017A4CA006
- F017A4CA033
- 1-10V
- F017A4CB006
- F017A4CB033
- Dali
- F017A4CD006
- F017A4CD033



@3000K

Beam Angle: 46°

h(m)	E lx	D(m)
1	1511	0.85
2	378	1.71
3	168	2.56
4	94	3.42
5	60	4.27

Optic Elliptical 12° x 50°

Power Led: 12,5W - LED 1304 lm ≠ OUTPUT 901 lm - 2200K/CRI 80 / 12,5W - LED 1352 lm ≠ OUTPUT 934 lm - 2700K/CRI 80 / 12,5W - LED 1449 lm ≠ OUTPUT 1001 lm - 3000K/CRI 80 / 12,5W - LED 1497 lm ≠ OUTPUT 1034 lm - 4000K/CRI 80

2200K

- Non Dimmable
- F017A1DA006
- F017A1DA033
- 1-10V
- F017A1DB006
- F017A1DB033
- Dali
- F017A1DD006
- F017A1DD033

2700K

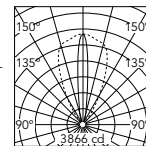
- Non Dimmable
- F017A2DA006
- F017A2DA033
- 1-10V
- F017A2DB006
- F017A2DB033
- Dali
- F017A2DD006
- F017A2DD033

3000K

- Non Dimmable
- F017A3DA006
- F017A3DA033
- 1-10V
- F017A3DB006
- F017A3DB033
- Dali
- F017A3DD006
- F017A3DD033

4000K

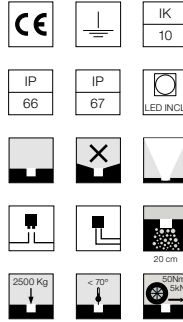
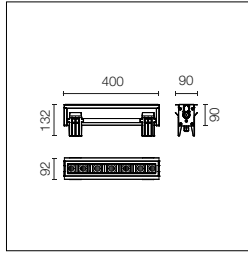
- Non Dimmable
- F017A4DA006
- F017A4DA033
- 1-10V
- F017A4DB006
- F017A4DB033
- Dali
- F017A4DD006
- F017A4DD033



@3000K

Beam Angle: 12°

h(m)	E lx	D(m)
1	3866	0.22
2	966	0.44
3	430	0.66
4	242	0.87
5	155	1.09



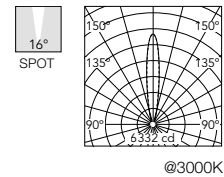
Sorgente high power LED inclusa e ottiche arretrate equipaggiate con griglia frangiluce antiabbagliamento. Alimentazione elettrica 220-240V on off e dimmerabile 1-10V e dali.
Cassaforma per l'installazione obbligatoria da ordinare separatamente.
Precabato con connettori rapidi H₂O Stop presa/spina inclusi.
ACT (Anti Corrosion Treatment) a richiesta.

High-power LED source included and rear lenses equipped with anti-glare diffuser grille. 1-10V or DALI on-off and dimmable 220-240V power supply.
Compulsory installation box to be ordered separately.
Pre-wired with H₂O Stop quick connectors, plug/socket included.
ACT (Anti-Corrosion Treatment) upon request.

Optic Spot 16°

Power Led: 12,5W - LED 1304 lm ≠ OUTPUT 702 lm - 2200K/CRI 80 / 12,5W - LED 1352 lm ≠ OUTPUT 728 lm - 2700K/CRI 80 / 12,5W - LED 1449 lm ≠ OUTPUT 780 lm - 3000K/CRI 80 / 12,5W - LED 1497 lm ≠ OUTPUT 806 lm - 4000K/CRI 80

2200K	2700K	3000K	4000K
Non Dimmable	Non Dimmable	Non Dimmable	Non Dimmable
● F017A1HA006	● F017A2HA006	● F017A3HA006	● F017A4HA006
● F017A1HA033	● F017A2HA033	● F017A3HA033	● F017A4HA033
1-10V	1-10V	1-10V	1-10V
● F017A1HB006	● F017A2HB006	● F017A3HB006	● F017A4HB006
● F017A1HB033	● F017A2HB033	● F017A3HB033	● F017A4HB033
Dali	Dali	Dali	Dali
● F017A1HD006	● F017A2HD006	● F017A3HD006	● F017A4HD006
● F017A1HD033	● F017A2HD033	● F017A3HD033	● F017A4HD033



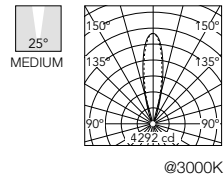
Beam Angle: 16°

h(m)	E(ft)	D(m)
1	6332	0.28
2	1583	0.56
3	704	0.83
4	396	1.11
5	253	1.39

Optic Medium 25°

Power Led: 12,5W - LED 1304 lm ≠ OUTPUT 744 lm - 2200K/CRI 80 / 12,5W - LED 1352 lm ≠ OUTPUT 772 lm - 2700K/CRI 80 / 12,5W - LED 1449 lm ≠ OUTPUT 827 lm - 3000K/CRI 80 / 12,5W - LED 1497 lm ≠ OUTPUT 854 lm - 4000K/CRI 80

2200K	2700K	3000K	4000K
Non Dimmable	Non Dimmable	Non Dimmable	Non Dimmable
● F017A1JA006	● F017A2JA006	● F017A3JA006	● F017A4JA006
● F017A1JA033	● F017A2JA033	● F017A3JA033	● F017A4JA033
1-10V	1-10V	1-10V	1-10V
● F017A1JB006	● F017A2JB006	● F017A3JB006	● F017A4JB006
● F017A1JB033	● F017A2JB033	● F017A3JB033	● F017A4JB033
Dali	Dali	Dali	Dali
● F017A1JD006	● F017A2JD006	● F017A3JD006	● F017A4JD006
● F017A1JD033	● F017A2JD033	● F017A3JD033	● F017A4JD033



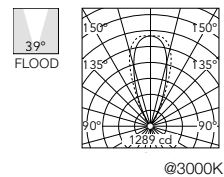
Beam Angle: 25°

h(m)	E(ft)	D(m)
1	4292	0.44
2	1073	0.87
3	477	1.31
4	268	1.74
5	172	2.18

Optic Flood 39°

Power Led: 12,5W - LED 1304 lm ≠ OUTPUT 576 lm - 2200K/CRI 80 / 12,5W - LED 1352 lm ≠ OUTPUT 597 lm - 2700K/CRI 80 / 12,5W - LED 1449 lm ≠ OUTPUT 639 lm - 3000K/CRI 80 / 12,5W - LED 1497 lm ≠ OUTPUT 661 lm - 4000K/CRI 80

2200K	2700K	3000K	4000K
Non Dimmable	Non Dimmable	Non Dimmable	Non Dimmable
● F017A1KA006	● F017A2KA006	● F017A3KA006	● F017A4KA006
● F017A1KA033	● F017A2KA033	● F017A3KA033	● F017A4KA033
1-10V	1-10V	1-10V	1-10V
● F017A1KB006	● F017A2KB006	● F017A3KB006	● F017A4KB006
● F017A1KB033	● F017A2KB033	● F017A3KB033	● F017A4KB033
Dali	Dali	Dali	Dali
● F017A1KD006	● F017A2KD006	● F017A3KD006	● F017A4KD006
● F017A1KD033	● F017A2KD033	● F017A3KD033	● F017A4KD033



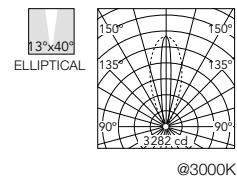
Beam Angle: 39°

h(m)	E(ft)	D(m)
1	1285	0.71
2	321	1.43
3	143	2.14
4	80	2.86
5	51	3.57

Optic Elliptical 13° x 40°

Power Led: 12,5W - LED 1304 lm ≠ OUTPUT 574 lm - 2200K/CRI 80 / 12,5W - LED 1352 lm ≠ OUTPUT 595 lm - 2700K/CRI 80 / 12,5W - LED 1449 lm ≠ OUTPUT 638 lm - 3000K/CRI 80 / 12,5W - LED 1497 lm ≠ OUTPUT 659 lm - 4000K/CRI 80

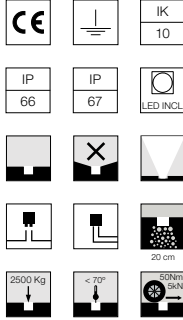
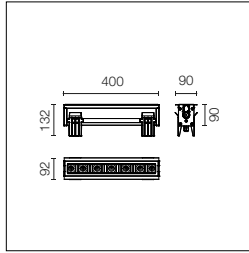
2200K	2700K	3000K	4000K
Non Dimmable	Non Dimmable	Non Dimmable	Non Dimmable
● F017A1LA006	● F017A2LA006	● F017A3LA006	● F017A4LA006
● F017A1LA033	● F017A2LA033	● F017A3LA033	● F017A4LA033
1-10V	1-10V	1-10V	1-10V
● F017A1LB006	● F017A2LB006	● F017A3LB006	● F017A4LB006
● F017A1LB033	● F017A2LB033	● F017A3LB033	● F017A4LB033
Dali	Dali	Dali	Dali
● F017A1LD006	● F017A2LD006	● F017A3LD006	● F017A4LD006
● F017A1LD033	● F017A2LD033	● F017A3LD033	● F017A4LD033



Beam Angle: 13°

h(m)	E(ft)	D(m)
1	3282	0.22
2	820	0.44
3	365	0.67
4	205	0.89
5	131	1.11

Ingraze Fixed Frame + Asymmetric Louvre L 400



Sorgente high power LED inclusa e ottiche arretrate equipaggiate con griglia frangiluce asimmetrica antiabbagliamento. Alimentazione elettrica 220-240V on off e dimmerabile 1-10V e dali.
Cassaforma per l'installazione obbligatoria da ordinare separatamente.
Precablato con connettori rapidi H₂O Stop presa/spina inclusi.
ACT (Anti Corrosion Treatment) a richiesta.

High-power LED source included and rear lenses equipped with anti-glare asymmetrical diffuser grille. 1-10V or DALI on-off and dimmable 220-240V power supply. Compulsory installation box to be ordered separately. Pre-wired with H₂O Stop quick connectors, plug/socket included. ACT (Anti-Corrosion Treatment) upon request.

Optic Spot 15°

Power Led: 12,5W - LED 1304 lm ≠ OUTPUT 334 lm - 2200K/CRI 80 / 12,5W - LED 1352 lm ≠ OUTPUT 346 lm - 2700K/CRI 80 / 12,5W - LED 1449 lm ≠ OUTPUT 371 lm - 3000K/CRI 80 / 12,5W - LED 1497 lm ≠ OUTPUT 383 lm - 4000K/CRI 80

2200K

Non Dimmable

- F017A1QA006
- F017A1QA033
- 1-10V
- F017A1QB006
- F017A1QB033
- Dali
- F017A1QD006
- F017A1QD033

2700K

Non Dimmable

- F017A2QA006
- F017A2QA033
- 1-10V
- F017A2QB006
- F017A2QB033
- Dali
- F017A2QD006
- F017A2QD033

3000K

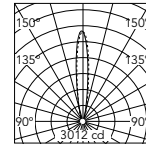
Non Dimmable

- F017A3QA006
- F017A3QA033
- 1-10V
- F017A3QB006
- F017A3QB033
- Dali
- F017A3QD006
- F017A3QD033

4000K

Non Dimmable

- F017A4QA006
- F017A4QA033
- 1-10V
- F017A4QB006
- F017A4QB033
- Dali
- F017A4QD006
- F017A4QD033



@3000K

Beam Angle: 15°			
h(m)	E(lx)	D(m)	
1	3010	0.25	
2	753	0.51	
3	334	0.76	
4	188	1.02	
5	120	1.27	

Optic Medium 25°

Power Led: 12,5W - LED 1304 lm ≠ OUTPUT 353 lm - 2200K/CRI 80 / 12,5W - LED 1352 lm ≠ OUTPUT 367 lm - 2700K/CRI 80 / 12,5W - LED 1449 lm ≠ OUTPUT 393 lm - 3000K/CRI 80 / 12,5W - LED 1497 lm ≠ OUTPUT 406 lm - 4000K/CRI 80

2200K

Non Dimmable

- F017A1RA006
- F017A1RA033
- 1-10V
- F017A1RB006
- F017A1RB033
- Dali
- F017A1RD006
- F017A1RD033

2700K

Non Dimmable

- F017A2RA006
- F017A2RA033
- 1-10V
- F017A2RB006
- F017A2RB033
- Dali
- F017A2RD006
- F017A2RD033

3000K

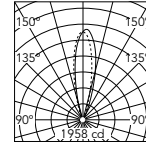
Non Dimmable

- F017A3RA006
- F017A3RA033
- 1-10V
- F017A3RB006
- F017A3RB033
- Dali
- F017A3RD006
- F017A3RD033

4000K

Non Dimmable

- F017A4RA006
- F017A4RA033
- 1-10V
- F017A4RB006
- F017A4RB033
- Dali
- F017A4RD006
- F017A4RD033



@3000K

Beam Angle: 25°			
h(m)	E(lx)	D(m)	
1	1955	0.45	
2	489	0.89	
3	217	1.34	
4	122	1.78	
5	78	2.23	

Optic Flood 42°

Power Led: 12,5W - LED 1304 lm ≠ OUTPUT 620 lm - 2200K/CRI 80 / 12,5W - LED 1352 lm ≠ OUTPUT 294 lm - 2700K/CRI 80 / 12,5W - LED 1449 lm ≠ OUTPUT 314 lm - 3000K/CRI 80 / 12,5W - LED 1497 lm ≠ OUTPUT 325 lm - 4000K/CRI 80

2200K

Non Dimmable

- F017A1SA006
- F017A1SA033
- 1-10V
- F017A1SB006
- F017A1SB033
- Dali
- F017A1SD006
- F017A1SD033

2700K

Non Dimmable

- F017A2SA006
- F017A2SA033
- 1-10V
- F017A2SB006
- F017A2SB033
- Dali
- F017A2SD006
- F017A2SD033

3000K

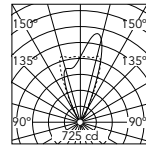
Non Dimmable

- F017A3SA006
- F017A3SA033
- 1-10V
- F017A3SB006
- F017A3SB033
- Dali
- F017A3SD006
- F017A3SD033

4000K

Non Dimmable

- F017A4SA006
- F017A4SA033
- 1-10V
- F017A4SB006
- F017A4SB033
- Dali
- F017A4SD006
- F017A4SD033



@3000K

Beam Angle: 42°			
h(m)	E(lx)	D(m)	
1	688	0.76	
2	172	1.51	
3	76	2.27	
4	43	3.03	
5	28	3.78	

Optic Elliptical 12° x 40°

Power Led: 12,5W - LED 1304 lm ≠ OUTPUT 271 lm - 2200K/CRI 80 / 12,5W - LED 1352 lm ≠ OUTPUT 281 lm - 2700K/CRI 80 / 12,5W - LED 1449 lm ≠ OUTPUT 301 lm - 3000K/CRI 80 / 12,5W - LED 1497 lm ≠ OUTPUT 311 lm - 4000K/CRI 80

2200K

Non Dimmable

- F017A1TA006
- F017A1TA033
- 1-10V
- F017A1TB006
- F017A1TB033
- Dali
- F017A1TD006
- F017A1TD033

2700K

Non Dimmable

- F017A2TA006
- F017A2TA033
- 1-10V
- F017A2TB006
- F017A2TB033
- Dali
- F017A2TD006
- F017A2TD033

3000K

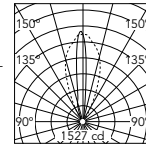
Non Dimmable

- F017A3TA006
- F017A3TA033
- 1-10V
- F017A3TB006
- F017A3TB033
- Dali
- F017A3TD006
- F017A3TD033

4000K

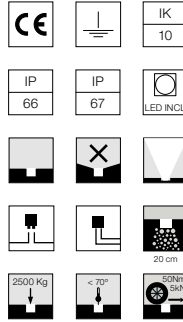
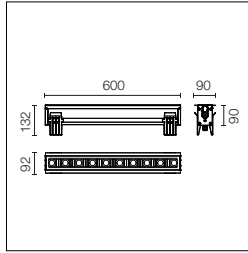
Non Dimmable

- F017A4TA006
- F017A4TA033
- 1-10V
- F017A4TB006
- F017A4TB033
- Dali
- F017A4TD006
- F017A4TD033



@3000K

Beam Angle: 12°			
h(m)	E(lx)	D(m)	
1	1526	0.21	
2	382	0.42	
3	170	0.62	
4	95	0.83	
5	61	1.04	



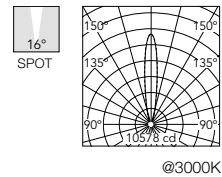
Sorgente high power LED inclusa e ottiche arretrate. Alimentazione elettrica 220-240V on off e dimmerabile 1-10V e dali. Cassaforma per l'installazione obbligatoria da ordinare separatamente. Precabato con connettori rapidi H₂O Stop presa/spina inclusi. ACT (Anti Corrosion Treatment) a richiesta.

High-power LED source included and rear lenses. 1-10V or DALI on-off and dimmable 220-240V power supply. Compulsory installation box to be ordered separately. Pre-wired with H₂O Stop quick connectors, plug/socket included. ACT (Anti-Corrosion Treatment) upon request.

Optic Spot 16°

Power Led: 17W - LED 1863 lm ≠ OUTPUT 1368 lm - 2200K/CRI 80 / 17W - LED 1932 lm ≠ OUTPUT 1419 lm - 2700K/CRI 80 / 17W - LED 2070 lm ≠ OUTPUT 1520 lm - 3000K/CRI 80 / 17W - LED 2139 lm ≠ OUTPUT 1571 lm - 4000K/CRI 80

2200K	2700K	3000K	4000K
Non Dimmable	Non Dimmable	Non Dimmable	Non Dimmable
● F017B1AA006	● F017B2AA006	● F017B3AA006	● F017B4AA006
● F017B1AA033	● F017B2AA033	● F017B3AA033	● F017B4AA033
1-10V	1-10V	1-10V	1-10V
● F017B1AB006	● F017B2AB006	● F017B3AB006	● F017B4AB006
● F017B1AB033	● F017B2AB033	● F017B3AB033	● F017B4AB033
Dali	Dali	Dali	Dali
● F017B1AD006	● F017B2AD006	● F017B3AD006	● F017B4AD006
● F017B1AD033	● F017B2AD033	● F017B3AD033	● F017B4AD033



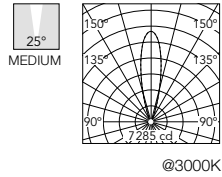
Beam Angle: 16°

h(m)	E(lx)	D(m)
1	10578	0.27
2	2644	0.55
3	1175	0.82
4	661	1.09
5	423	1.37

Optic Medium 25°

Power Led: 17W - LED 1863 lm ≠ OUTPUT 1473 lm - 2200K/CRI 80 / 17W - LED 1932 lm ≠ OUTPUT 1527 lm - 2700K/CRI 80 / 17W - LED 2070 lm ≠ OUTPUT 1636 lm - 3000K/CRI 80 / 17W - LED 2139 lm ≠ OUTPUT 1691 lm - 4000K/CRI 80

2200K	2700K	3000K	4000K
Non Dimmable	Non Dimmable	Non Dimmable	Non Dimmable
● F017B1BA006	● F017B2BA006	● F017B3BA006	● F017B4BA006
● F017B1BA033	● F017B2BA033	● F017B3BA033	● F017B4BA033
1-10V	1-10V	1-10V	1-10V
● F017B1BB006	● F017B2BB006	● F017B3BB006	● F017B4BB006
● F017B1BB033	● F017B2BB033	● F017B3BB033	● F017B4BB033
Dali	Dali	Dali	Dali
● F017B1BD006	● F017B2BD006	● F017B3BD006	● F017B4BD006
● F017B1BD033	● F017B2BD033	● F017B3BD033	● F017B4BD033



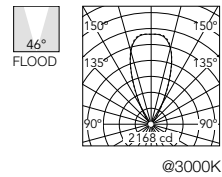
Beam Angle: 25°

h(m)	E(lx)	D(m)
1	7285	0.44
2	1821	0.88
3	809	1.32
4	455	1.76
5	291	2.20

Optic Flood 46°

Power Led: 17W - LED 1863 lm ≠ OUTPUT 1283 lm - 2200K/CRI 80 / 17W - LED 1932 lm ≠ OUTPUT 1330 lm - 2700K/CRI 80 / 17W - LED 2070 lm ≠ OUTPUT 1425 lm - 3000K/CRI 80 / 17W - LED 2139 lm ≠ OUTPUT 1473 lm - 4000K/CRI 80

2200K	2700K	3000K	4000K
Non Dimmable	Non Dimmable	Non Dimmable	Non Dimmable
● F017B1CA006	● F017B2CA006	● F017B3CA006	● F017B4CA006
● F017B1CA033	● F017B2CA033	● F017B3CA033	● F017B4CA033
1-10V	1-10V	1-10V	1-10V
● F017B1CB006	● F017B2CB006	● F017B3CB006	● F017B4CB006
● F017B1CB033	● F017B2CB033	● F017B3CB033	● F017B4CB033
Dali	Dali	Dali	Dali
● F017B1CD006	● F017B2CD006	● F017B3CD006	● F017B4CD006
● F017B1CD033	● F017B2CD033	● F017B3CD033	● F017B4CD033



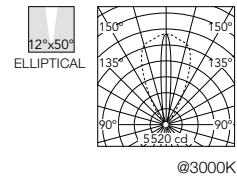
Beam Angle: 46°

h(m)	E(lx)	D(m)
1	2158	0.85
2	539	1.71
3	240	2.56
4	135	3.42
5	86	4.27

Optic Elliptical 12° x 50°

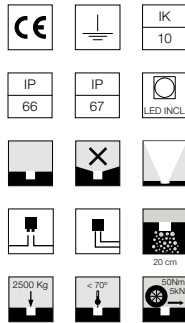
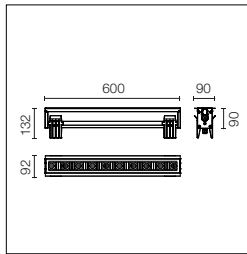
Power Led: 17W - LED 1863 lm ≠ OUTPUT 1286 lm - 2200K/CRI 80 / 17W - LED 1932 lm ≠ OUTPUT 1334 lm - 2700K/CRI 80 / 17W - LED 2070 lm ≠ OUTPUT 1429 lm - 3000K/CRI 80 / 17W - LED 2139 lm ≠ OUTPUT 1477 lm - 4000K/CRI 80

2200K	2700K	3000K	4000K
Non Dimmable	Non Dimmable	Non Dimmable	Non Dimmable
● F017B1DA006	● F017B2DA006	● F017B3DA006	● F017B4DA006
● F017B1DA033	● F017B2DA033	● F017B3DA033	● F017B4DA033
1-10V	1-10V	1-10V	1-10V
● F017B1DB006	● F017B2DB006	● F017B3DB006	● F017B4DB006
● F017B1DB033	● F017B2DB033	● F017B3DB033	● F017B4DB033
Dali	Dali	Dali	Dali
● F017B1DD006	● F017B2DD006	● F017B3DD006	● F017B4DD006
● F017B1DD033	● F017B2DD033	● F017B3DD033	● F017B4DD033



Beam Angle: 12°

h(m)	E(lx)	D(m)
1	5519	0.22
2	1380	0.44
3	613	0.66
4	345	0.87
5	221	1.09



Sorgente high power LED inclusa e ottiche arretrate equipaggiate con griglia frangiluce antiabbagliamento. Alimentazione elettrica 220-240V on off e dimmerabile 1-10V e dali.
Cassaforma per l'installazione obbligatoria da ordinare separatamente.
Precabato con connettori rapidi H₂O Stop presa/spina inclusi. ACT (Anti Corrosion Treatment) a richiesta.

High-power LED source included and rear lenses equipped with anti-glare diffuser grille. 1-10V or DALI on-off and dimmable 220-240V power supply.
Compulsory installation box to be ordered separately.
Pre-wired with H₂O Stop quick connectors, plug/socket included. ACT (Anti-Corrosion Treatment) upon request.

Optic Spot 16°

Power Led: 17W - LED 1863 lm ≠ OUTPUT 1003 lm - 2200K/CRI 80 / 17W - LED 1932 lm ≠ OUTPUT 1040 lm - 2700K/CRI 80 / 17W - LED 2070 lm ≠ OUTPUT 1115 lm - 3000K/CRI 80 / 17W - LED 2139 lm ≠ OUTPUT 1152 lm - 4000K/CRI 80

2200K

- Non Dimmable
- F017B1HA006
- F017B1HA033
- 1-10V
- F017B1HB006
- F017B1HB033
- Dali
- F017B1HD006
- F017B1HD033

2700K

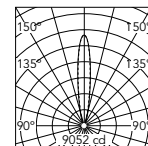
- Non Dimmable
- F017B2HA006
- F017B2HA033
- 1-10V
- F017B2HB006
- F017B2HB033
- Dali
- F017B2HD006
- F017B2HD033

3000K

- Non Dimmable
- F017B3HA006
- F017B3HA033
- 1-10V
- F017B3HB006
- F017B3HB033
- Dali
- F017B3HD006
- F017B3HD033

4000K

- Non Dimmable
- F017B4HA006
- F017B4HA033
- 1-10V
- F017B4HB006
- F017B4HB033
- Dali
- F017B4HD006
- F017B4HD033



@3000K

Beam Angle: 16°

h(m)	E(lx)	D(m)
1	9052	0.28
2	2263	0.56
3	1006	0.83
4	566	1.11
5	362	1.39

Optic Medium 25°

Power Led: 17W - LED 1863 lm ≠ OUTPUT 1063 lm - 2200K/CRI 80 / 17W - LED 1932 lm ≠ OUTPUT 1102 lm - 2700K/CRI 80 / 17W - LED 2070 lm ≠ OUTPUT 1181 lm - 3000K/CRI 80 / 17W - LED 2139 lm ≠ OUTPUT 1220 lm - 4000K/CRI 80

2200K

- Non Dimmable
- F017B1JA006
- F017B1JA033
- 1-10V
- F017B1JB006
- F017B1JB033
- Dali
- F017B1JD006
- F017B1JD033

2700K

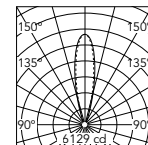
- Non Dimmable
- F017B2JA006
- F017B2JA033
- 1-10V
- F017B2JB006
- F017B2JB033
- Dali
- F017B2JD006
- F017B2JD033

3000K

- Non Dimmable
- F017B3JA006
- F017B3JA033
- 1-10V
- F017B3JB006
- F017B3JB033
- Dali
- F017B3JD006
- F017B3JD033

4000K

- Non Dimmable
- F017B4JA006
- F017B4JA033
- 1-10V
- F017B4JB006
- F017B4JB033
- Dali
- F017B4JD006
- F017B4JD033



@3000K

Beam Angle: 25°

h(m)	E(lx)	D(m)
1	6129	0.44
2	1532	0.87
3	681	1.31
4	383	1.74
5	245	2.18

Optic Flood 39°

Power Led: 17W - LED 1863 lm ≠ OUTPUT 820 lm - 2200K/CRI 80 / 17W - LED 1932 lm ≠ OUTPUT 850 lm - 2700K/CRI 80 / 17W - LED 2070 lm ≠ OUTPUT 911 lm - 3000K/CRI 80 / 17W - LED 2139 lm ≠ OUTPUT 944 lm - 4000K/CRI 80

2200K

- Non Dimmable
- F017B1KA006
- F017B1KA033
- 1-10V
- F017B1KB006
- F017B1KB033
- Dali
- F017B1KD006
- F017B1KD033

2700K

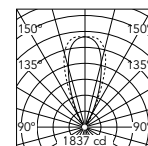
- Non Dimmable
- F017B2KA006
- F017B2KA033
- 1-10V
- F017B2KB006
- F017B2KB033
- Dali
- F017B2KD006
- F017B2KD033

3000K

- Non Dimmable
- F017B3KA006
- F017B3KA033
- 1-10V
- F017B3KB006
- F017B3KB033
- Dali
- F017B3KD006
- F017B3KD033

4000K

- Non Dimmable
- F017B4KA006
- F017B4KA033
- 1-10V
- F017B4KB006
- F017B4KB033
- Dali
- F017B4KD006
- F017B4KD033



@3000K

Beam Angle: 39°

h(m)	E(lx)	D(m)
1	1832	0.71
2	458	1.43
3	204	2.14
4	115	2.86
5	73	3.57

Optic Elliptical 13° x 40°

Power Led: 17W - LED 1863 lm ≠ OUTPUT 820 lm - 2200K/CRI 80 / 17W - LED 1932 lm ≠ OUTPUT 850 lm - 2700K/CRI 80 / 17W - LED 2070 lm ≠ OUTPUT 911 lm - 3000K/CRI 80 / 17W - LED 2139 lm ≠ OUTPUT 941 lm - 4000K/CRI 80

2200K

- Non Dimmable
- F017B1LA006
- F017B1LA033
- 1-10V
- F017B1LB006
- F017B1LB033
- Dali
- F017B1LD006
- F017B1LD033

2700K

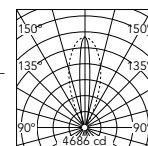
- Non Dimmable
- F017B2LA006
- F017B2LA033
- 1-10V
- F017B2LB006
- F017B2LB033
- Dali
- F017B2LD006
- F017B2LD033

3000K

- Non Dimmable
- F017B3LA006
- F017B3LA033
- 1-10V
- F017B3LB006
- F017B3LB033
- Dali
- F017B3LD006
- F017B3LD033

4000K

- Non Dimmable
- F017B4LA006
- F017B4LA033
- 1-10V
- F017B4LB006
- F017B4LB033
- Dali
- F017B4LD006
- F017B4LD033

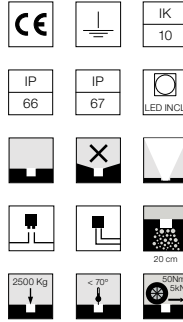
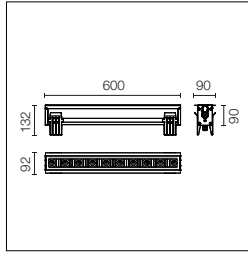


@3000K

Beam Angle: 13°

h(m)	E(lx)	D(m)
1	4686	0.22
2	1172	0.44
3	521	0.67
4	293	0.89
5	187	1.11

Ingraze Fixed Frame + Asymmetric Louvre L 600



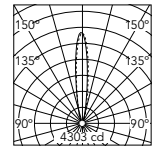
Sorgente high power LED inclusa e ottiche arretrate equipaggiate con griglia frangiluce asimmetrica antiabbagliamento. Alimentazione elettrica 220-240V on off e dimmerabile 1-10V e dali.
Cassaforma per l'installazione obbligatoria da ordinare separatamente.
Precabato con connettori rapidi H₂O Stop presa/spina inclusi.
ACT (Anti Corrosion Treatment) a richiesta.

High-power LED source included and rear lenses equipped with anti-glare asymmetrical diffuser grille. 1-10V or DALI on-off and dimmable 220-240V power supply.
Compulsory installation box to be ordered separately.
Pre-wired with H₂O Stop quick connectors, plug/socket included.
ACT (Anti-Corrosion Treatment) upon request.

Optic Spot 16°

Power Led: 17W - LED 1863 lm ≠ OUTPUT 477 lm - 2200K/CRI 80 / 17W - LED 1932 lm ≠ OUTPUT 495 lm - 2700K/CRI 80 / 17W - LED 2070 lm ≠ OUTPUT 530 lm - 3000K/CRI 80 / 17W - LED 2139 lm ≠ OUTPUT 548 lm - 4000K/CRI 80

2200K	2700K	3000K	4000K
Non Dimmable	Non Dimmable	Non Dimmable	Non Dimmable
● F017B1QA006	● F017B2QA006	● F017B3QA006	● F017B4QA006
● F017B1QA033	● F017B2QA033	● F017B3QA033	● F017B4QA033
1-10V	1-10V	1-10V	1-10V
● F017B1QB006	● F017B2QB006	● F017B3QB006	● F017B4QB006
● F017B1QB033	● F017B2QB033	● F017B3QB033	● F017B4QB033
Dali	Dali	Dali	Dali
● F017B1QD006	● F017B2QD006	● F017B3QD006	● F017B4QD006
● F017B1QD033	● F017B2QD033	● F017B3QD033	● F017B4QD033



Beam Angle: 15°

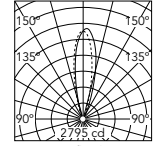
h(m)	E(ft)	D(m)
1	4300	0.25
2	1075	0.51
3	478	0.76
4	269	1.02
5	172	1.27

@3000K

Optic Medium 25°

Power Led: 17W - LED 1863 lm ≠ OUTPUT 505 lm - 2200K/CRI 80 / 17W - LED 1932 lm ≠ OUTPUT 523 lm - 2700K/CRI 80 / 17W - LED 2070 lm ≠ OUTPUT 561 lm - 3000K/CRI 80 / 17W - LED 2139 lm ≠ OUTPUT 579 lm - 4000K/CRI 80

2200K	2700K	3000K	4000K
Non Dimmable	Non Dimmable	Non Dimmable	Non Dimmable
● F017B1RA006	● F017B2RA006	● F017B3RA006	● F017B4RA006
● F017B1RA033	● F017B2RA033	● F017B3RA033	● F017B4RA033
1-10V	1-10V	1-10V	1-10V
● F017B1RB006	● F017B2RB006	● F017B3RB006	● F017B4RB006
● F017B1RB033	● F017B2RB033	● F017B3RB033	● F017B4RB033
Dali	Dali	Dali	Dali
● F017B1RD006	● F017B2RD006	● F017B3RD006	● F017B4RD006
● F017B1RD033	● F017B2RD033	● F017B3RD033	● F017B4RD033



Beam Angle: 25°

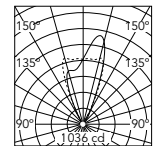
h(m)	E(ft)	D(m)
1	2790	0.45
2	698	0.89
3	310	1.34
4	174	1.78
5	112	2.23

@3000K

Optic Flood 46°

Power Led: 17W - LED 1863 lm ≠ OUTPUT 404 lm - 2200K/CRI 80 / 17W - LED 1932 lm ≠ OUTPUT 419 lm - 2700K/CRI 80 / 17W - LED 2070 lm ≠ OUTPUT 449 lm - 3000K/CRI 80 / 17W - LED 2139 lm ≠ OUTPUT 464 lm - 4000K/CRI 80

2200K	2700K	3000K	4000K
Non Dimmable	Non Dimmable	Non Dimmable	Non Dimmable
● F017B1SA006	● F017B2SA006	● F017B3SA006	● F017B4SA006
● F017B1SA033	● F017B2SA033	● F017B3SA033	● F017B4SA033
1-10V	1-10V	1-10V	1-10V
● F017B1SB006	● F017B2SB006	● F017B3SB006	● F017B4SB006
● F017B1SB033	● F017B2SB033	● F017B3SB033	● F017B4SB033
Dali	Dali	Dali	Dali
● F017B1SD006	● F017B2SD006	● F017B3SD006	● F017B4SD006
● F017B1SD033	● F017B2SD033	● F017B3SD033	● F017B4SD033



Beam Angle: 42°

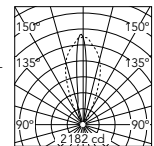
h(m)	E(ft)	D(m)
1	983	0.76
2	246	1.51
3	109	2.27
4	61	3.03
5	39	3.78

@3000K

Optic Elliptical 12° x 40°

Power Led: 17W - LED 1863 lm ≠ OUTPUT 387 lm - 2200K/CRI 80 / 17W - LED 1932 lm ≠ OUTPUT 401 lm - 2700K/CRI 80 / 17W - LED 2070 lm ≠ OUTPUT 430 lm - 3000K/CRI 80 / 17W - LED 2139 lm ≠ OUTPUT 444 lm - 4000K/CRI 80

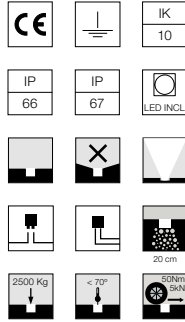
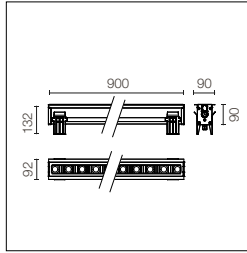
2200K	2700K	3000K	4000K
Non Dimmable	Non Dimmable	Non Dimmable	Non Dimmable
● F017B1TA006	● F017B2TA006	● F017B3TA006	● F017B4TA006
● F017B1TA033	● F017B2TA033	● F017B3TA033	● F017B4TA033
1-10V	1-10V	1-10V	1-10V
● F017B1TB006	● F017B2TB006	● F017B3TB006	● F017B4TB006
● F017B1TB033	● F017B2TB033	● F017B3TB033	● F017B4TB033
Dali	Dali	Dali	Dali
● F017B1TD006	● F017B2TD006	● F017B3TD006	● F017B4TD006
● F017B1TD033	● F017B2TD033	● F017B3TD033	● F017B4TD033



Beam Angle: 12°

h(m)	E(ft)	D(m)
1	2181	0.21
2	545	0.42
3	242	0.62
4	136	0.83
5	87	1.04

@3000K



Sorgente high power LED inclusa e ottiche arretrate. Alimentazione elettrica 220-240V on off e dimmerabile 1-10V e dali. Cassaforma per l'installazione obbligatoria da ordinare separatamente. Precabato con connettori rapidi H₂O Stop presa/spina inclusi. ACT (Anti Corrosion Treatment) a richiesta.

High-power LED source included and rear lenses. 1-10V or DALI on-off and dimmable 220-240V power supply. Compulsory installation box to be ordered separately. Pre-wired with H₂O Stop quick connectors, plug/socket included. ACT (Anti-Corrosion Treatment) upon request.

Optic Spot 16°

Power Led: 26W - LED 2795 lm ≠ OUTPUT 2052 lm - 2200K/CRI 80 / 26W - LED 2898 lm ≠ OUTPUT 2128 lm - 2700K/CRI 80 / 26W - LED 3105 lm ≠ OUTPUT 2280 lm - 3000K/CRI 80 / 26W - LED 3209 lm ≠ OUTPUT 2356 lm - 4000K/CRI 80

2200K

Non Dimmable

- F017C1AA006
- F017C1AA033
- 1-10V
- F017C1AB006
- F017C1AB033
- Dali
- F017C1AD006
- F017C1AD033

2700K

Non Dimmable

- F017C2AA006
- F017C2AA033
- 1-10V
- F017C2AB006
- F017C2AB033
- Dali
- F017C2AD006
- F017C2AD033

3000K

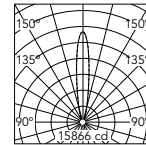
Non Dimmable

- F017C3AA006
- F017C3AA033
- 1-10V
- F017C3AB006
- F017C3AB033
- Dali
- F017C3AD006
- F017C3AD033

4000K

Non Dimmable

- F017C4AA006
- F017C4AA033
- 1-10V
- F017C4AB006
- F017C4AB033
- Dali
- F017C4AD006
- F017C4AD033



@3000K

Beam Angle: 16°

h(m)	E(lx)	D(xm)
1	15866	0.27
2	3967	0.55
3	1763	0.82
4	992	1.09
5	635	1.37

Optic Medium 25°

Power Led: 26W - LED 2795 lm ≠ OUTPUT 2209 lm - 2200K/CRI 80 / 26W - LED 2898 lm ≠ OUTPUT 2291 lm - 2700K/CRI 80 / 26W - LED 3105 lm ≠ OUTPUT 2454 lm - 3000K/CRI 80 / 26W - LED 3209 lm ≠ OUTPUT 2536 lm - 4000K/CRI 80

2200K

Non Dimmable

- F017C1BA006
- F017C1BA033
- 1-10V
- F017C1BB006
- F017C1BB033
- Dali
- F017C1BD006
- F017C1BD033

2700K

Non Dimmable

- F017C2BA006
- F017C2BA033
- 1-10V
- F017C2BB006
- F017C2BB033
- Dali
- F017C2BD006
- F017C2BD033

3000K

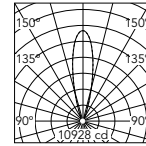
Non Dimmable

- F017C3BA006
- F017C3BA033
- 1-10V
- F017C3BB006
- F017C3BB033
- Dali
- F017C3BD006
- F017C3BD033

4000K

Non Dimmable

- F017C4BA006
- F017C4BA033
- 1-10V
- F017C4BB006
- F017C4BB033
- Dali
- F017C4BD006
- F017C4BD033



@3000K

Beam Angle: 25°

h(m)	E(lx)	D(xm)
1	10928	0.44
2	2732	0.88
3	1214	1.32
4	683	1.76
5	437	2.20

Optic Flood 46°

Power Led: 26W - LED 2795 lm ≠ OUTPUT 1924 lm - 2200K/CRI 80 / 26W - LED 2898 lm ≠ OUTPUT 1995 lm - 2700K/CRI 80 / 26W - LED 3105 lm ≠ OUTPUT 2138 lm - 3000K/CRI 80 / 26W - LED 3209 lm ≠ OUTPUT 2209 lm - 4000K/CRI 80

2200K

Non Dimmable

- F017C1CA006
- F017C1CA033
- 1-10V
- F017C1CB006
- F017C1CB033
- Dali
- F017C1CD006
- F017C1CD033

2700K

Non Dimmable

- F017C2CA006
- F017C2CA033
- 1-10V
- F017C2CB006
- F017C2CB033
- Dali
- F017C2CD006
- F017C2CD033

3000K

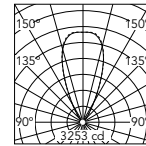
Non Dimmable

- F017C3CA006
- F017C3CA033
- 1-10V
- F017C3CB006
- F017C3CB033
- Dali
- F017C3CD006
- F017C3CD033

4000K

Non Dimmable

- F017C4CA006
- F017C4CA033
- 1-10V
- F017C4CB006
- F017C4CB033
- Dali
- F017C4CD006
- F017C4CD033



@3000K

Beam Angle: 46°

h(m)	E(lx)	D(xm)
1	3238	0.85
2	809	1.71
3	360	2.56
4	202	3.42
5	130	4.27

Optic Elliptical 12° x 50°

Power Led: 26W - LED 2795 lm ≠ OUTPUT 1929 lm - 2200K/CRI 80 / 26W - LED 2898 lm ≠ OUTPUT 2001 lm - 2700K/CRI 80 / 26W - LED 3105 lm ≠ OUTPUT 2144 lm - 3000K/CRI 80 / 26W - LED 3209 lm ≠ OUTPUT 2215 lm - 4000K/CRI 80

2200K

Non Dimmable

- F017C1DA006
- F017C1DA033
- 1-10V
- F017C1DB006
- F017C1DB033
- Dali
- F017C1DD006
- F017C1DD033

2700K

Non Dimmable

- F017C2DA006
- F017C2DA033
- 1-10V
- F017C2DB006
- F017C2DB033
- Dali
- F017C2DD006
- F017C2DD033

3000K

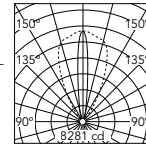
Non Dimmable

- F017C3DA006
- F017C3DA033
- 1-10V
- F017C3DB006
- F017C3DB033
- Dali
- F017C3DD006
- F017C3DD033

4000K

Non Dimmable

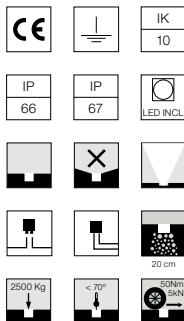
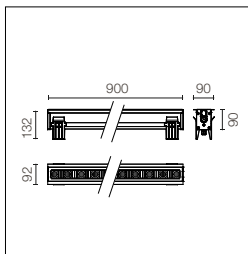
- F017C4DA006
- F017C4DA033
- 1-10V
- F017C4DB006
- F017C4DB033
- Dali
- F017C4DD006
- F017C4DD033



@3000K

Beam Angle: 12°

h(m)	E(lx)	D(xm)
1	8280	0.22
2	2070	0.44
3	920	0.66
4	517	0.87
5	331	1.09



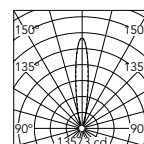
Sorgente high power LED inclusa e ottiche arretrate equipaggiate con griglia frangiluce antiabbagliamento. Alimentazione elettrica 220-240V on off e dimmerabile 1-10V e dali.
Cassaforma per l'installazione obbligatoria da ordinare separatamente.
Precablato con connettori rapidi H₂O Stop presa/spina inclusi. ACT (Anti Corrosion Treatment) a richiesta.

High-power LED source included and rear lenses equipped with anti-glare diffuser grille. 1-10V or DALI on-off and dimmable 220-240V power supply.
Compulsory installation box to be ordered separately.
Pre-wired with H₂O Stop quick connectors, plug/socket included. ACT (Anti-Corrosion Treatment) upon request.

Optic Spot 16°

Power Led: 26W - LED 2795 lm ≠ OUTPUT 1505 lm - 2200K/CRI 80 / 26W - LED 2898 lm ≠ OUTPUT 1560 lm - 2700K/CRI 80 / 26W - LED 3105 lm ≠ OUTPUT 1672 lm - 3000K/CRI 80 / 26W - LED 3209 lm ≠ OUTPUT 1728 lm - 4000K/CRI 80

2200K	2700K	3000K	4000K
Non Dimmable	Non Dimmable	Non Dimmable	Non Dimmable
● F017C1HA006	● F017C2HA006	● F017C3HA006	● F017C4HA006
● F017C1HA033	● F017C2HA033	● F017C3HA033	● F017C4HA033
1-10V	1-10V	1-10V	1-10V
● F017C1HB006	● F017C2HB006	● F017C3HB006	● F017C4HB006
● F017C1HB033	● F017C2HB033	● F017C3HB033	● F017C4HB033
Dali	Dali	Dali	Dali
● F017C1HD006	● F017C2HD006	● F017C3HD006	● F017C4HD006
● F017C1HD033	● F017C2HD033	● F017C3HD033	● F017C4HD033



Beam Angle: 16°

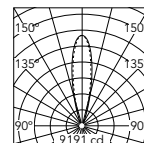
h(m)	E(lx)	D(m)
1	13573	0.28
2	3393	0.56
3	1508	0.83
4	848	1.11
5	543	1.39

@3000K

Optic Medium 25°

Power Led: 26W - LED 2795 lm ≠ OUTPUT 1594 lm - 2200K/CRI 80 / 26W - LED 2898 lm ≠ OUTPUT 1653 lm - 2700K/CRI 80 / 26W - LED 3105 lm ≠ OUTPUT 1771 lm - 3000K/CRI 80 / 26W - LED 3209 lm ≠ OUTPUT 1830 lm - 4000K/CRI 80

2200K	2700K	3000K	4000K
Non Dimmable	Non Dimmable	Non Dimmable	Non Dimmable
● F017C1JA006	● F017C2JA006	● F017C3JA006	● F017C4JA006
● F017C1JA033	● F017C2JA033	● F017C3JA033	● F017C4JA033
1-10V	1-10V	1-10V	1-10V
● F017C1JB006	● F017C2JB006	● F017C3JB006	● F017C4JB006
● F017C1JB033	● F017C2JB033	● F017C3JB033	● F017C4JB033
Dali	Dali	Dali	Dali
● F017C1JD006	● F017C2JD006	● F017C3JD006	● F017C4JD006
● F017C1JD033	● F017C2JD033	● F017C3JD033	● F017C4JD033



Beam Angle: 25°

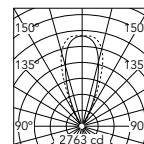
h(m)	E(lx)	D(m)
1	9191	0.44
2	2298	0.87
3	1021	1.31
4	574	1.74
5	368	2.18

@3000K

Optic Flood 39°

Power Led: 26W - LED 2795 lm ≠ OUTPUT 1233 lm - 2200K/CRI 80 / 26W - LED 2898 lm ≠ OUTPUT 1278 lm - 2700K/CRI 80 / 26W - LED 3105 lm ≠ OUTPUT 1370 lm - 3000K/CRI 80 / 26W - LED 3209 lm ≠ OUTPUT 1415 lm - 4000K/CRI 80

2200K	2700K	3000K	4000K
Non Dimmable	Non Dimmable	Non Dimmable	Non Dimmable
● F017C1KA006	● F017C2KA006	● F017C3KA006	● F017C4KA006
● F017C1KA033	● F017C2KA033	● F017C3KA033	● F017C4KA033
1-10V	1-10V	1-10V	1-10V
● F017C1KB006	● F017C2KB006	● F017C3KB006	● F017C4KB006
● F017C1KB033	● F017C2KB033	● F017C3KB033	● F017C4KB033
Dali	Dali	Dali	Dali
● F017C1KD006	● F017C2KD006	● F017C3KD006	● F017C4KD006
● F017C1KD033	● F017C2KD033	● F017C3KD033	● F017C4KD033



Beam Angle: 39°

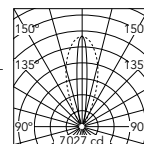
h(m)	E(lx)	D(m)
1	2755	0.71
2	689	1.43
3	306	2.14
4	172	2.86
5	110	3.57

@3000K

Optic Elliptical 13° x 40°

Power Led: 26W - LED 2795 lm ≠ OUTPUT 1229 lm - 2200K/CRI 80 / 26W - LED 2898 lm ≠ OUTPUT 1275 lm - 2700K/CRI 80 / 26W - LED 3105 lm ≠ OUTPUT 1366 lm - 3000K/CRI 80 / 26W - LED 3209 lm ≠ OUTPUT 1411 lm - 4000K/CRI 80

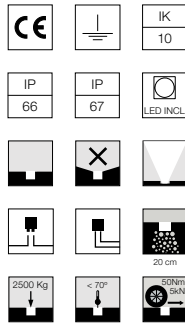
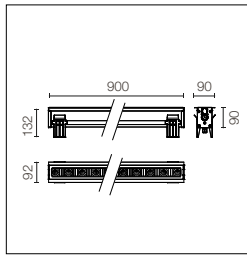
2200K	2700K	3000K	4000K
Non Dimmable	Non Dimmable	Non Dimmable	Non Dimmable
● F017C1LA006	● F017C2LA006	● F017C3LA006	● F017C4LA006
● F017C1LA033	● F017C2LA033	● F017C3LA033	● F017C4LA033
1-10V	1-10V	1-10V	1-10V
● F017C1LB006	● F017C2LB006	● F017C3LB006	● F017C4LB006
● F017C1LB033	● F017C2LB033	● F017C3LB033	● F017C4LB033
Dali	Dali	Dali	Dali
● F017C1LD006	● F017C2LD006	● F017C3LD006	● F017C4LD006
● F017C1LD033	● F017C2LD033	● F017C3LD033	● F017C4LD033



Beam Angle: 13°

h(m)	E(lx)	D(m)
1	7027	0.22
2	1757	0.44
3	781	0.67
4	439	0.89
5	281	1.11

@3000K



Sorgente high power LED inclusa e ottiche arretrate equipaggiate con griglia frangiluce asimmetrica antiabbagliamento. Alimentazione elettrica 220-240V on off e dimmerabile 1-10V e dali.
Cassaforma per l'installazione obbligatoria da ordinare separatamente.
Precabato con connettori rapidi H₂O Stop presa/spina inclusi.
ACT (Anti Corrosion Treatment) a richiesta.

High-power LED source included and rear lenses equipped with anti-glare asymmetrical diffuser grille. 1-10V or DALI on-off and dimmable 220-240V power supply. Compulsory installation box to be ordered separately. Pre-wired with H₂O Stop quick connectors, plug/socket included. ACT (Anti-Corrosion Treatment) upon request.

Optic Spot 15°

Power Led: 26W - LED 2795 lm ≠ OUTPUT 715 lm - 2200K/CRI 80 / 26W - LED 2898 lm ≠ OUTPUT 742 lm - 2700K/CRI 80 / 26W - LED 3105 lm ≠ OUTPUT 795 lm - 3000K/CRI 80 / 26W - LED 3209 lm ≠ OUTPUT 821 lm - 4000K/CRI 80

2200K

- Non Dimmable
- F017C1QA006
- F017C1QA033
- 1-10V
- F017C1QB006
- F017C1QB033
- Dali
- F017C1QD006
- F017C1QD033

2700K

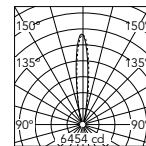
- Non Dimmable
- F017C2QA006
- F017C2QA033
- 1-10V
- F017C2QB006
- F017C2QB033
- Dali
- F017C2QD006
- F017C2QD033

3000K

- Non Dimmable
- F017C3QA006
- F017C3QA033
- 1-10V
- F017C3QB006
- F017C3QB033
- Dali
- F017C3QD006
- F017C3QD033

4000K

- Non Dimmable
- F017C4QA006
- F017C4QA033
- 1-10V
- F017C4QB006
- F017C4QB033
- Dali
- F017C4QD006
- F017C4QD033



Beam Angle: 15°

h(m)	E(lx)	Dx(m)
1	6451	0.25
2	1613	0.51
3	717	0.76
4	403	1.02
5	258	1.27

@3000K

Optic Medium 25°

Power Led: 26W - LED 2795 lm ≠ OUTPUT 757 lm - 2200K/CRI 80 / 26W - LED 2898 lm ≠ OUTPUT 785 lm - 2700K/CRI 80 / 26W - LED 3105 lm ≠ OUTPUT 841 lm - 3000K/CRI 80 / 26W - LED 3209 lm ≠ OUTPUT 869 lm - 4000K/CRI 80

2200K

- Non Dimmable
- F017C1RA006
- F017C1RA033
- 1-10V
- F017C1RB006
- F017C1RB033
- Dali
- F017C1RD006
- F017C1RD033

2700K

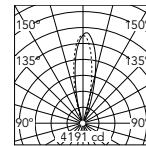
- Non Dimmable
- F017C2RA006
- F017C2RA033
- 1-10V
- F017C2RB006
- F017C2RB033
- Dali
- F017C2RD006
- F017C2RD033

3000K

- Non Dimmable
- F017C3RA006
- F017C3RA033
- 1-10V
- F017C3RB006
- F017C3RB033
- Dali
- F017C3RD006
- F017C3RD033

4000K

- Non Dimmable
- F017C4RA006
- F017C4RA033
- 1-10V
- F017C4RB006
- F017C4RB033
- Dali
- F017C4RD006
- F017C4RD033



Beam Angle: 25°

h(m)	E(lx)	Dx(m)
1	4183	0.45
2	1046	0.89
3	465	1.34
4	261	1.78
5	167	2.23

@3000K

Optic Flood 42°

Power Led: 26W - LED 2795 lm ≠ OUTPUT 606 lm - 2200K/CRI 80 / 26W - LED 2898 lm ≠ OUTPUT 628 lm - 2700K/CRI 80 / 26W - LED 3105 lm ≠ OUTPUT 673 lm - 3000K/CRI 80 / 26W - LED 3209 lm ≠ OUTPUT 696 lm - 4000K/CRI 80

2200K

- Non Dimmable
- F017C1SA006
- F017C1SA033
- 1-10V
- F017C1SB006
- F017C1SB033
- Dali
- F017C1SD006
- F017C1SD033

2700K

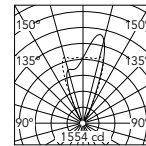
- Non Dimmable
- F017C2SA006
- F017C2SA033
- 1-10V
- F017C2SB006
- F017C2SB033
- Dali
- F017C2SD006
- F017C2SD033

3000K

- Non Dimmable
- F017C3SA006
- F017C3SA033
- 1-10V
- F017C3SB006
- F017C3SB033
- Dali
- F017C3SD006
- F017C3SD033

4000K

- Non Dimmable
- F017C4SA006
- F017C4SA033
- 1-10V
- F017C4SB006
- F017C4SB033
- Dali
- F017C4SD006
- F017C4SD033



Beam Angle: 42°

h(m)	E(lx)	Dx(m)
1	1474	0.76
2	368	1.51
3	164	2.27
4	92	3.03
5	59	3.78

@3000K

Optic Elliptical 12° x 40°

Power Led: 26W - LED 2795 lm ≠ OUTPUT 580 lm - 2200K/CRI 80 / 26W - LED 2898 lm ≠ OUTPUT 602 lm - 2700K/CRI 80 / 26W - LED 3105 lm ≠ OUTPUT 645 lm - 3000K/CRI 80 / 26W - LED 3209 lm ≠ OUTPUT 666 lm - 4000K/CRI 80

2200K

- Non Dimmable
- F017C1TA006
- F017C1TA033
- 1-10V
- F017C1TB006
- F017C1TB033
- Dali
- F017C1TD006
- F017C1TD033

2700K

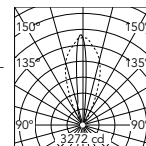
- Non Dimmable
- F017C2TA006
- F017C2TA033
- 1-10V
- F017C2TB006
- F017C2TB033
- Dali
- F017C2TD006
- F017C2TD033

3000K

- Non Dimmable
- F017C3TA006
- F017C3TA033
- 1-10V
- F017C3TB006
- F017C3TB033
- Dali
- F017C3TD006
- F017C3TD033

4000K

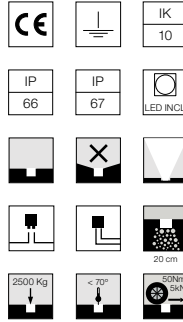
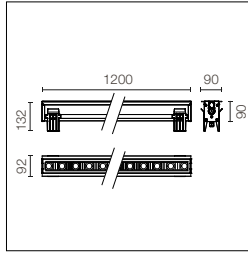
- Non Dimmable
- F017C4TA006
- F017C4TA033
- 1-10V
- F017C4TB006
- F017C4TB033
- Dali
- F017C4TD006
- F017C4TD033



Beam Angle: 12°

h(m)	E(lx)	Dx(m)
1	3271	0.21
2	818	0.42
3	363	0.62
4	204	0.83
5	131	1.04

@3000K



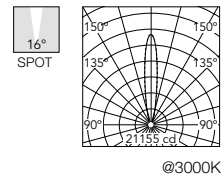
Sorgente high power LED inclusa e ottiche arretrate. Alimentazione elettrica 220-240V on off e dimmerabile 1-10V e dali. Cassaforma per l'installazione obbligatoria da ordinare separatamente. Precabato con connettori rapidi H₂O Stop presa/spina inclusi. ACT (Anti Corrosion Treatment) a richiesta.

High-power LED source included and rear lenses. 1-10V or DALI on-off and dimmable 220-240V power supply. Compulsory installation box to be ordered separately. Pre-wired with H₂O Stop quick connectors, plug/socket included. ACT (Anti-Corrosion Treatment) upon request.

Optic Spot 16°

Power Led: 33,5W - LED 3726 lm ≠ OUTPUT 2736 lm - 2200K/CRI 80 / 33,5W - LED 3864 lm ≠ OUTPUT 2837 lm - 2700K/CRI 80 / 33,5W - LED 4140 lm ≠ OUTPUT 3040 lm - 3000K/CRI 80 / 33,5W - LED 4278 lm ≠ OUTPUT 3141 lm - 4000K/CRI 80

2200K	2700K	3000K	4000K
Non Dimmable	Non Dimmable	Non Dimmable	Non Dimmable
● F017D1AA006	● F017D2AA006	● F017D3AA006	● F017D4AA006
● F017D1AA033	● F017D2AA033	● F017D3AA033	● F017D4AA033
1-10V	1-10V	1-10V	1-10V
● F017D1AB006	● F017D2AB006	● F017D3AB006	● F017D4AB006
● F017D1AB033	● F017D2AB033	● F017D3AB033	● F017D4AB033
Dali	Dali	Dali	Dali
● F017D1AD006	● F017D2AD006	● F017D3AD006	● F017D4AD006
● F017D1AD033	● F017D2AD033	● F017D3AD033	● F017D4AD033



Beam Angle: 16°

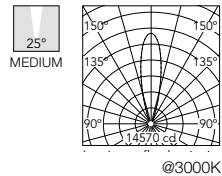
h(m)	E(lx)	D(m)
1	21155	0.27
2	5289	0.55
3	2351	0.82
4	1322	1.09
5	846	1.37

@3000K

Optic Medium 25°

Power Led: 33,5W - LED 3726 lm ≠ OUTPUT 2945 lm - 2200K/CRI 80 / 33,5W - LED 3864 lm ≠ OUTPUT 3054 lm - 2700K/CRI 80 / 33,5W - LED 4140 lm ≠ OUTPUT 3272 lm - 3000K/CRI 80 / 33,5W - LED 4278 lm ≠ OUTPUT 3381 lm - 4000K/CRI 80

2200K	2700K	3000K	4000K
Non Dimmable	Non Dimmable	Non Dimmable	Non Dimmable
● F017D1BA006	● F017D2BA006	● F017D3BA006	● F017D4BA006
● F017D1BA033	● F017D2BA033	● F017D3BA033	● F017D4BA033
1-10V	1-10V	1-10V	1-10V
● F017D1BB006	● F017D2BB006	● F017D3BB006	● F017D4BB006
● F017D1BB033	● F017D2BB033	● F017D3BB033	● F017D4BB033
Dali	Dali	Dali	Dali
● F017D1BD006	● F017D2BD006	● F017D3BD006	● F017D4BD006
● F017D1BD033	● F017D2BD033	● F017D3BD033	● F017D4BD033



Beam Angle: 25°

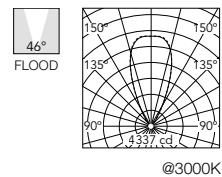
h(m)	E(lx)	D(m)
1	14570	0.44
2	3643	0.88
3	1619	1.32
4	911	1.76
5	583	2.20

@3000K

Optic Flood 46°

Power Led: 33,5W - LED 3726 lm ≠ OUTPUT 2565 lm - 2200K/CRI 80 / 33,5W - LED 3864 lm ≠ OUTPUT 2660 lm - 2700K/CRI 80 / 33,5W - LED 4140 lm ≠ OUTPUT 2850 lm - 3000K/CRI 80 / 33,5W - LED 4278 lm ≠ OUTPUT 2945 lm - 4000K/CRI 80

2200K	2700K	3000K	4000K
Non Dimmable	Non Dimmable	Non Dimmable	Non Dimmable
● F017D1CA006	● F017D2CA006	● F017D3CA006	● F017D4CA006
● F017D1CA033	● F017D2CA033	● F017D3CA033	● F017D4CA033
1-10V	1-10V	1-10V	1-10V
● F017D1CB006	● F017D2CB006	● F017D3CB006	● F017D4CB006
● F017D1CB033	● F017D2CB033	● F017D3CB033	● F017D4CB033
Dali	Dali	Dali	Dali
● F017D1CD006	● F017D2CD006	● F017D3CD006	● F017D4CD006
● F017D1CD033	● F017D2CD033	● F017D3CD033	● F017D4CD033



Beam Angle: 46°

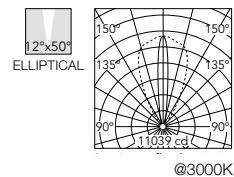
h(m)	E(lx)	D(m)
1	4316	0.85
2	1079	1.71
3	480	2.56
4	270	3.42
5	173	4.27

@3000K

Optic Elliptical 12° x 50°

Power Led: 33,5W - LED 3726 lm ≠ OUTPUT 2572 lm - 2200K/CRI 80 / 33,5W - LED 3864 lm ≠ OUTPUT 2668 lm - 2700K/CRI 80 / 33,5W - LED 4140 lm ≠ OUTPUT 2858 lm - 3000K/CRI 80 / 33,5W - LED 4278 lm ≠ OUTPUT 2953 lm - 4000K/CRI 80

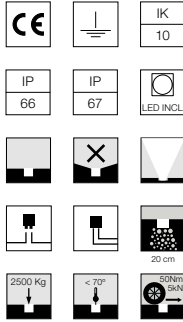
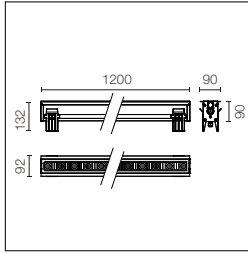
2200K	2700K	3000K	4000K
Non Dimmable	Non Dimmable	Non Dimmable	Non Dimmable
● F017D1DA006	● F017D2DA006	● F017D3DA006	● F017D4DA006
● F017D1DA033	● F017D2DA033	● F017D3DA033	● F017D4DA033
1-10V	1-10V	1-10V	1-10V
● F017D1DB006	● F017D2DB006	● F017D3DB006	● F017D4DB006
● F017D1DB033	● F017D2DB033	● F017D3DB033	● F017D4DB033
Dali	Dali	Dali	Dali
● F017D1DD006	● F017D2DD006	● F017D3DD006	● F017D4DD006
● F017D1DD033	● F017D2DD033	● F017D3DD033	● F017D4DD033



Beam Angle: 12°

h(m)	E(lx)	D(m)
1	11037	0.22
2	2759	0.44
3	1226	0.66
4	690	0.87
5	441	1.09

@3000K



Sorgente high power LED inclusa e ottiche arretrate equipaggiate con griglia frangiluce antiabbagliamento. Alimentazione elettrica 220-240V on off e dimmerabile 1-10V e dali.
Cassaforma per l'installazione obbligatoria da ordinare separatamente.
Precabato con connettori rapidi H₂O Stop presa/spina inclusi.
ACT (Anti Corrosion Treatment) a richiesta.

High-power LED source included and rear lenses equipped with anti-glare diffuser grille. 1-10V or DALI on-off and dimmable 220-240V power supply.
Compulsory installation box to be ordered separately.
Pre-wired with H₂O Stop quick connectors, plug/socket included.
ACT (Anti-Corrosion Treatment) upon request.

Optic Spot 16°

Power Led: 33,5W - LED 3726 lm ≠ OUTPUT 2006 lm - 2200K/CRI 80 / 33,5W - LED 3864 lm ≠ OUTPUT 2080 lm - 2700K/CRI 80 / 33,5W - LED 4140 lm ≠ OUTPUT 2229 lm - 3000K/CRI 80 / 33,5W - LED 4278 lm ≠ OUTPUT 2303 lm - 4000K/CRI 80

2200K

Non Dimmable

- F017D1HA006
- F017D1HA033
- 1-10V
- F017D1HB006
- F017D1HB033
- Dali
- F017D1HD006
- F017D1HD033

2700K

Non Dimmable

- F017D2HA006
- F017D2HA033
- 1-10V
- F017D2HB006
- F017D2HB033
- Dali
- F017D2HD006
- F017D2HD033

3000K

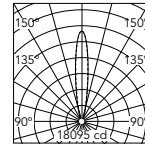
Non Dimmable

- F017D3HA006
- F017D3HA033
- 1-10V
- F017D3HB006
- F017D3HB033
- Dali
- F017D3HD006
- F017D3HD033

4000K

Non Dimmable

- F017D4HA006
- F017D4HA033
- 1-10V
- F017D4HB006
- F017D4HB033
- Dali
- F017D4HD006
- F017D4HD033



Beam Angle: 16°

h(m)	E(lx)	D(m)
1	18095	0.28
2	4524	0.56
3	2011	0.83
4	1131	1.11
5	724	1.39

@3000K

Optic Medium 25°

Power Led: 33,5W - LED 3726 lm ≠ OUTPUT 2125 lm - 2200K/CRI 80 / 33,5W - LED 3864 lm ≠ OUTPUT 2203 lm - 2700K/CRI 80 / 33,5W - LED 4140 lm ≠ OUTPUT 2361 lm - 3000K/CRI 80 / 33,5W - LED 4278 lm ≠ OUTPUT 2439 lm - 4000K/CRI 80

2200K

Non Dimmable

- F017D1JA006
- F017D1JA033
- 1-10V
- F017D1JB006
- F017D1JB033
- Dali
- F017D1JD006
- F017D1JD033

2700K

Non Dimmable

- F017D2JA006
- F017D2JA033
- 1-10V
- F017D2JB006
- F017D2JB033
- Dali
- F017D2JD006
- F017D2JD033

3000K

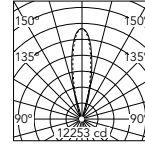
Non Dimmable

- F017D3JA006
- F017D3JA033
- 1-10V
- F017D3JB006
- F017D3JB033
- Dali
- F017D3JD006
- F017D3JD033

4000K

Non Dimmable

- F017D4JA006
- F017D4JA033
- 1-10V
- F017D4JB006
- F017D4JB033
- Dali
- F017D4JD006
- F017D4JD033



Beam Angle: 25°

h(m)	E(lx)	D(m)
1	12253	0.44
2	3063	0.87
3	1361	1.31
4	766	1.74
5	490	2.18

@3000K

Optic Flood 39°

Power Led: 33,5W - LED 3726 lm ≠ OUTPUT 1643 lm - 2200K/CRI 80 / 33,5W - LED 3864 lm ≠ OUTPUT 1704 lm - 2700K/CRI 80 / 33,5W - LED 4140 lm ≠ OUTPUT 1826 lm - 3000K/CRI 80 / 33,5W - LED 4278 lm ≠ OUTPUT 1887 lm - 4000K/CRI 80

2200K

Non Dimmable

- F017D1KA006
- F017D1KA033
- 1-10V
- F017D1KB006
- F017D1KB033
- Dali
- F017D1KD006
- F017D1KD033

2700K

Non Dimmable

- F017D2KA006
- F017D2KA033
- 1-10V
- F017D2KB006
- F017D2KB033
- Dali
- F017D2KD006
- F017D2KD033

3000K

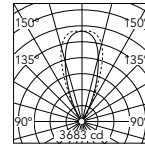
Non Dimmable

- F017D3KA006
- F017D3KA033
- 1-10V
- F017D3KB006
- F017D3KB033
- Dali
- F017D3KD006
- F017D3KD033

4000K

Non Dimmable

- F017D4KA006
- F017D4KA033
- 1-10V
- F017D4KB006
- F017D4KB033
- Dali
- F017D4KD006
- F017D4KD033



Beam Angle: 39°

h(m)	E(lx)	D(m)
1	3672	0.71
2	918	1.43
3	408	2.14
4	230	2.86
5	147	3.57

@3000K

Optic Elliptical 13° x 40°

Power Led: 33,5W - LED 3726 lm ≠ OUTPUT 1639 lm - 2200K/CRI 80 / 33,5W - LED 3864 lm ≠ OUTPUT 1700 lm - 2700K/CRI 80 / 33,5W - LED 4140 lm ≠ OUTPUT 1821 lm - 3000K/CRI 80 / 33,5W - LED 4278 lm ≠ OUTPUT 1882 lm - 4000K/CRI 80

2200K

Non Dimmable

- F017D1LA006
- F017D1LA033
- 1-10V
- F017D1LB006
- F017D1LB033
- Dali
- F017D1LD006
- F017D1LD033

2700K

Non Dimmable

- F017D2LA006
- F017D2LA033
- 1-10V
- F017D2LB006
- F017D2LB033
- Dali
- F017D2LD006
- F017D2LD033

3000K

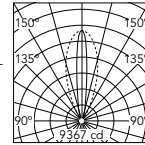
Non Dimmable

- F017D3LA006
- F017D3LA033
- 1-10V
- F017D3LB006
- F017D3LB033
- Dali
- F017D3LD006
- F017D3LD033

4000K

Non Dimmable

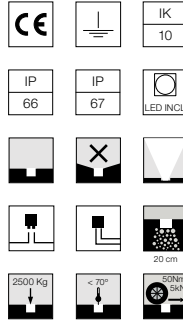
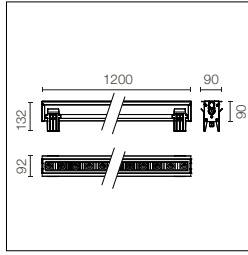
- F017D4LA006
- F017D4LA033
- 1-10V
- F017D4LB006
- F017D4LB033
- Dali
- F017D4LD006
- F017D4LD033



Beam Angle: 13°

h(m)	E(lx)	D(m)
1	9367	0.22
2	2342	0.44
3	1041	0.67
4	585	0.89
5	375	1.11

@3000K



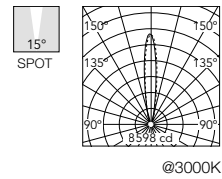
Sorgente high power LED inclusa e ottiche arretrate equipaggiate con griglia frangiluce asimmetrica antiabbagliamento. Alimentazione elettrica 220-240V on off e dimmerabile 1-10V e dali.
Cassaforma per l'installazione obbligatoria da ordinare separatamente.
Precablato con connettori rapidi H₂O Stop presa/spina inclusi.
ACT (Anti Corrosion Treatment) a richiesta.

High-power LED source included and rear lenses equipped with anti-glare asymmetrical diffuser grille. 1-10V or DALI on-off and dimmable 220-240V power supply.
Compulsory installation box to be ordered separately.
Pre-wired with H₂O Stop quick connectors, plug/socket included.
ACT (Anti-Corrosion Treatment) upon request.

Optic Spot 15°

Power Led: 33,5W - LED 3726 lm ≠ OUTPUT 954 lm - 2200K/CRI 80 / 33,5W - LED 3864 lm ≠ OUTPUT 989 lm - 2700K/CRI 80 / 33,5W - LED 4140 lm ≠ OUTPUT 1059 lm - 3000K/CRI 80 / 33,5W - LED 4278 lm ≠ OUTPUT 1095 lm - 4000K/CRI 80

2200K	2700K	3000K	4000K
Non Dimmable	Non Dimmable	Non Dimmable	Non Dimmable
● F017D1QA006	● F017D2QA006	● F017D3QA006	● F017D4QA006
● F017D1QA033	● F017D2QA033	● F017D3QA033	● F017D4QA033
1-10V	1-10V	1-10V	1-10V
● F017D1QB006	● F017D2QB006	● F017D3QB006	● F017D4QB006
● F017D1QB033	● F017D2QB033	● F017D3QB033	● F017D4QB033
Dali	Dali	Dali	Dali
● F017D1QD006	● F017D2QD006	● F017D3QD006	● F017D4QD006
● F017D1QD033	● F017D2QD033	● F017D3QD033	● F017D4QD033



Beam Angle: 15°

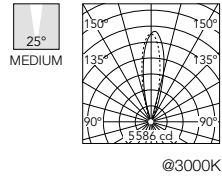
h(m)	E(ft)	D(m)
1	8593	0.25
2	2148	0.51
3	955	0.76
4	537	1.02
5	344	1.27

@3000K

Optic Medium 25°

Power Led: 33,5W - LED 3726 lm ≠ OUTPUT 1009 lm - 2200K/CRI 80 / 33,5W - LED 3864 lm ≠ OUTPUT 1046 lm - 2700K/CRI 80 / 33,5W - LED 4140 lm ≠ OUTPUT 1121 lm - 3000K/CRI 80 / 33,5W - LED 4278 lm ≠ OUTPUT 1158 lm - 4000K/CRI 80

2200K	2700K	3000K	4000K
Non Dimmable	Non Dimmable	Non Dimmable	Non Dimmable
● F017D1RA006	● F017D2RA006	● F017D3RA006	● F017D4RA006
● F017D1RA033	● F017D2RA033	● F017D3RA033	● F017D4RA033
1-10V	1-10V	1-10V	1-10V
● F017D1RB006	● F017D2RB006	● F017D3RB006	● F017D4RB006
● F017D1RB033	● F017D2RB033	● F017D3RB033	● F017D4RB033
Dali	Dali	Dali	Dali
● F017D1RD006	● F017D2RD006	● F017D3RD006	● F017D4RD006
● F017D1RD033	● F017D2RD033	● F017D3RD033	● F017D4RD033



Beam Angle: 25°

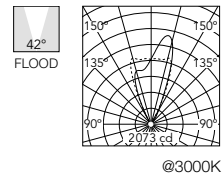
h(m)	E(ft)	D(m)
1	5576	0.45
2	1394	0.89
3	620	1.34
4	349	1.78
5	223	2.23

@3000K

Optic Flood 42°

Power Led: 33,5W - LED 3726 lm ≠ OUTPUT 808 lm - 2200K/CRI 80 / 33,5W - LED 3864 lm ≠ OUTPUT 838 lm - 2700K/CRI 80 / 33,5W - LED 4140 lm ≠ OUTPUT 898 lm - 3000K/CRI 80 / 33,5W - LED 4278 lm ≠ OUTPUT 928 lm - 4000K/CRI 80

2200K	2700K	3000K	4000K
Non Dimmable	Non Dimmable	Non Dimmable	Non Dimmable
● F017D1SA006	● F017D2SA006	● F017D3SA006	● F017D4SA006
● F017D1SA033	● F017D2SA033	● F017D3SA033	● F017D4SA033
1-10V	1-10V	1-10V	1-10V
● F017D1SB006	● F017D2SB006	● F017D3SB006	● F017D4SB006
● F017D1SB033	● F017D2SB033	● F017D3SB033	● F017D4SB033
Dali	Dali	Dali	Dali
● F017D1SD006	● F017D2SD006	● F017D3SD006	● F017D4SD006
● F017D1SD033	● F017D2SD033	● F017D3SD033	● F017D4SD033



Beam Angle: 42°

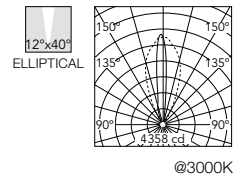
h(m)	E(ft)	D(m)
1	1967	0.76
2	492	1.51
3	219	2.27
4	123	3.03
5	79	3.78

@3000K

Optic Elliptical 12° x 40°

Power Led: 33,5W - LED 3726 lm ≠ OUTPUT 773 lm - 2200K/CRI 80 / 33,5W - LED 3864 lm ≠ OUTPUT 802 lm - 2700K/CRI 80 / 33,5W - LED 4140 lm ≠ OUTPUT 859 lm - 3000K/CRI 80 / 33,5W - LED 4278 lm ≠ OUTPUT 888 lm - 4000K/CRI 80

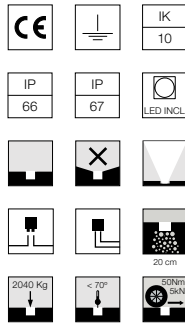
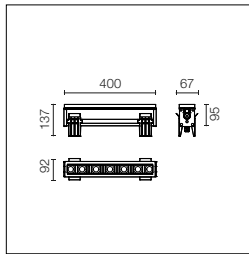
2200K	2700K	3000K	4000K
Non Dimmable	Non Dimmable	Non Dimmable	Non Dimmable
● F017D1TA006	● F017D2TA006	● F017D3TA006	● F017D4TA006
● F017D1TA033	● F017D2TA033	● F017D3TA033	● F017D4TA033
1-10V	1-10V	1-10V	1-10V
● F017D1TB006	● F017D2TB006	● F017D3TB006	● F017D4TB006
● F017D1TB033	● F017D2TB033	● F017D3TB033	● F017D4TB033
Dali	Dali	Dali	Dali
● F017D1TD006	● F017D2TD006	● F017D3TD006	● F017D4TD006
● F017D1TD033	● F017D2TD033	● F017D3TD033	● F017D4TD033



Beam Angle: 12°

h(m)	E(ft)	D(m)
1	4356	0.21
2	1089	0.42
3	484	0.62
4	272	0.83
5	174	1.04

@3000K



Sorgente high power LED inclusa e ottiche arretrate. Alimentazione elettrica 220-240V on off e dimmerabile 1-10V e dali. Cassaforma per l'installazione obbligatoria da ordinare separatamente. Precabliato con connettori rapidi H₂O Stop presa/spina inclusi. ACT (Anti Corrosion Treatment) a richiesta.

High-power LED source included and rear lenses. 1-10V or DALI on-off and dimmable 220-240V power supply. Compulsory installation box to be ordered separately. Pre-wired with H₂O Stop quick connectors, plug/socket included. ACT (Anti-Corrosion Treatment) upon request.

Optic Spot 16°

Power Led: 12,5W - LED 1304 lm ≠ OUTPUT 958 lm - 2200K/CRI 80 / 12,5W - LED 1352 lm ≠ OUTPUT 993 lm - 2700K/CRI 80 / 12,5W - LED 1449 lm ≠ OUTPUT 1064 lm - 3000K/CRI 80 / 12,5W - LED 1497 lm ≠ OUTPUT 1100 lm - 4000K/CRI 80

2200K

- Non Dimmable
- F017J1AA006
- F017J1AA033
- 1-10V
- F017J1AB006
- F017J1AB033
- Dali
- F017J1AD006
- F017J1AD033

2700K

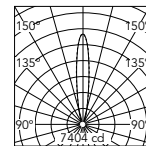
- Non Dimmable
- F017J2AA006
- F017J2AA033
- 1-10V
- F017J2AB006
- F017J2AB033
- Dali
- F017J2AD006
- F017J2AD033

3000K

- Non Dimmable
- F017J3AA006
- F017J3AA033
- 1-10V
- F017J3AB006
- F017J3AB033
- Dali
- F017J3AD006
- F017J3AD033

4000K

- Non Dimmable
- F017J4AA006
- F017J4AA033
- 1-10V
- F017J4AB006
- F017J4AB033
- Dali
- F017J4AD006
- F017J4AD033



Beam Angle: 16°

h(m)	E(lx)	D(m)
1	7404	0.27
2	1851	0.55
3	823	0.82
4	463	1.09
5	296	1.37

@3000K

Optic Medium 25°

Power Led: 12,5W - LED 1304 lm ≠ OUTPUT 1031 lm - 2200K/CRI 80 / 12,5W - LED 1352 lm ≠ OUTPUT 1069 lm - 2700K/CRI 80 / 12,5W - LED 1449 lm ≠ OUTPUT 1146 lm - 3000K/CRI 80 / 12,5W - LED 1497 lm ≠ OUTPUT 1184 lm - 4000K/CRI 80

2200K

- Non Dimmable
- F017J1BA006
- F017J1BA033
- 1-10V
- F017J1BB006
- F017J1BB033
- Dali
- F017J1BD006
- F017J1BD033

2700K

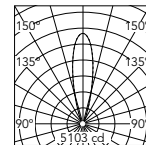
- Non Dimmable
- F017J2BA006
- F017J2BA033
- 1-10V
- F017J2BB006
- F017J2BB033
- Dali
- F017J2BD006
- F017J2BD033

3000K

- Non Dimmable
- F017J3BA006
- F017J3BA033
- 1-10V
- F017J3BB006
- F017J3BB033
- Dali
- F017J3BD006
- F017J3BD033

4000K

- Non Dimmable
- F017J4BA006
- F017J4BA033
- 1-10V
- F017J4BB006
- F017J4BB033
- Dali
- F017J4BD006
- F017J4BD033



Beam Angle: 25°

h(m)	E(lx)	D(m)
1	5103	0.44
2	1276	0.88
3	567	1.32
4	319	1.76
5	204	2.20

@3000K

Optic Flood 46°

Power Led: 12,5W - LED 1304 lm ≠ OUTPUT 898 lm - 2200K/CRI 80 / 12,5W - LED 1352 lm ≠ OUTPUT 931 lm - 2700K/CRI 80 / 12,5W - LED 1449 lm ≠ OUTPUT 998 lm - 3000K/CRI 80 / 12,5W - LED 1497 lm ≠ OUTPUT 1031 lm - 4000K/CRI 80

2200K

- Non Dimmable
- F017J1CA006
- F017J1CA033
- 1-10V
- F017J1CB006
- F017J1CB033
- Dali
- F017J1CD006
- F017J1CD033

2700K

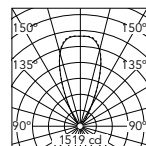
- Non Dimmable
- F017J2CA006
- F017J2CA033
- 1-10V
- F017J2CB006
- F017J2CB033
- Dali
- F017J2CD006
- F017J2CD033

3000K

- Non Dimmable
- F017J3CA006
- F017J3CA033
- 1-10V
- F017J3CB006
- F017J3CB033
- Dali
- F017J3CD006
- F017J3CD033

4000K

- Non Dimmable
- F017J4CA006
- F017J4CA033
- 1-10V
- F017J4CB006
- F017J4CB033
- Dali
- F017J4CD006
- F017J4CD033



Beam Angle: 46°

h(m)	E(lx)	D(m)
1	1511	0.85
2	378	1.71
3	168	2.56
4	94	3.42
5	60	4.27

@3000K

Optic Elliptical 12° x 50°

Power Led: 12,5W - LED 1304 lm ≠ OUTPUT 901 lm - 2200K/CRI 80 / 12,5W - LED 1352 lm ≠ OUTPUT 934 lm - 2700K/CRI 80 / 12,5W - LED 1449 lm ≠ OUTPUT 1001 lm - 3000K/CRI 80 / 12,5W - LED 1497 lm ≠ OUTPUT 1034 lm - 4000K/CRI 80

2200K

- Non Dimmable
- F017J1DA006
- F017J1DA033
- 1-10V
- F017J1DB006
- F017J1DB033
- Dali
- F017J1DD006
- F017J1DD033

2700K

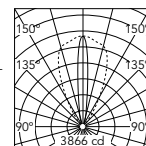
- Non Dimmable
- F017J2DA006
- F017J2DA033
- 1-10V
- F017J2DB006
- F017J2DB033
- Dali
- F017J2DD006
- F017J2DD033

3000K

- Non Dimmable
- F017J3DA006
- F017J3DA033
- 1-10V
- F017J3DB006
- F017J3DB033
- Dali
- F017J3DD006
- F017J3DD033

4000K

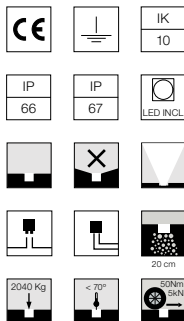
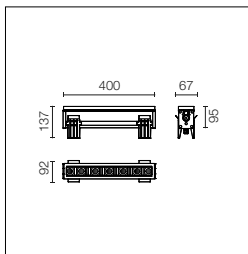
- Non Dimmable
- F017J4DA006
- F017J4DA033
- 1-10V
- F017J4DB006
- F017J4DB033
- Dali
- F017J4DD006
- F017J4DD033



Beam Angle: 12°

h(m)	E(lx)	D(m)
1	3866	0.22
2	966	0.44
3	430	0.66
4	242	0.87
5	155	1.09

@3000K



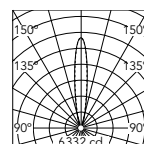
Sorgente high power LED inclusa e ottiche arretrate equipaggiate con griglia frangiluce antiabbagliamento. Alimentazione elettrica 220-240V on off e dimmerabile 1-10V e dali.
Cassaforma per l'installazione obbligatoria da ordinare separatamente.
Precablato con connettori rapidi H₂O Stop presa/spina inclusi.
ACT (Anti Corrosion Treatment) a richiesta.

High-power LED source included and rear lenses equipped with anti-glare diffuser grille. 1-10V or DALI on-off and dimmable 220-240V power supply.
Compulsory installation box to be ordered separately.
Pre-wired with H₂O Stop quick connectors, plug/socket included.
ACT (Anti-Corrosion Treatment) upon request.

Optic Spot 16°

Power Led: 12,5W - LED 1304 lm ≠ OUTPUT 702 lm - 2200K/CRI 80 / 12,5W - LED 1352 lm ≠ OUTPUT 728 lm - 2700K/CRI 80 / 12,5W - LED 1449 lm ≠ OUTPUT 780 lm - 3000K/CRI 80 / 12,5W - LED 1497 lm ≠ OUTPUT 806 lm - 4000K/CRI 80

2200K	2700K	3000K	4000K
Non Dimmable	Non Dimmable	Non Dimmable	Non Dimmable
● F017J1HA006	● F017J2HA006	● F017J3HA006	● F017J4HA006
● F017J1HA033	● F017J2HA033	● F017J3HA033	● F017J4HA033
1-10V	1-10V	1-10V	1-10V
● F017J1HB006	● F017J2HB006	● F017J3HB006	● F017J4HB006
● F017J1HB033	● F017J2HB033	● F017J3HB033	● F017J4HB033
Dali	Dali	Dali	Dali
● F017J1HD006	● F017J2HD006	● F017J3HD006	● F017J4HD006
● F017J1HD033	● F017J2HD033	● F017J3HD033	● F017J4HD033



Beam Angle: 16°

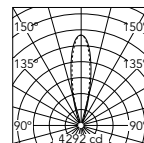
h(m)	Elx)	D(m)
1	6332	0.28
2	1583	0.56
3	704	0.83
4	396	1.11
5	253	1.39

@3000K

Optic Medium 25°

Power Led: 12,5W - LED 1304 lm ≠ OUTPUT 744 lm - 2200K/CRI 80 / 12,5W - LED 1352 lm ≠ OUTPUT 772 lm - 2700K/CRI 80 / 12,5W - LED 1449 lm ≠ OUTPUT 827 lm - 3000K/CRI 80 / 12,5W - LED 1497 lm ≠ OUTPUT 854 lm - 4000K/CRI 80

2200K	2700K	3000K	4000K
Non Dimmable	Non Dimmable	Non Dimmable	Non Dimmable
● F017J1JA006	● F017J2JA006	● F017J3JA006	● F017J4JA006
● F017J1JA033	● F017J2JA033	● F017J3JA033	● F017J4JA033
1-10V	1-10V	1-10V	1-10V
● F017J1JB006	● F017J2JB006	● F017J3JB006	● F017J4JB006
● F017J1JB033	● F017J2JB033	● F017J3JB033	● F017J4JB033
Dali	Dali	Dali	Dali
● F017J1JD006	● F017J2JD006	● F017J3JD006	● F017J4JD006
● F017J1JD033	● F017J2JD033	● F017J3JD033	● F017J4JD033



Beam Angle: 25°

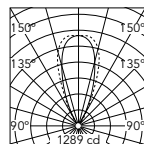
h(m)	Elx)	D(m)
1	4292	0.44
2	1073	0.87
3	477	1.31
4	268	1.74
5	172	2.18

@3000K

Optic Flood 39°

Power Led: 12,5W - LED 1304 lm ≠ OUTPUT 576 lm - 2200K/CRI 80 / 12,5W - LED 1352 lm ≠ OUTPUT 597 lm - 2700K/CRI 80 / 12,5W - LED 1449 lm ≠ OUTPUT 639 lm - 3000K/CRI 80 / 12,5W - LED 1497 lm ≠ OUTPUT 661 lm - 4000K/CRI 80

2200K	2700K	3000K	4000K
Non Dimmable	Non Dimmable	Non Dimmable	Non Dimmable
● F017J1KA006	● F017J2KA006	● F017J3KA006	● F017J4KA006
● F017J1KA033	● F017J2KA033	● F017J3KA033	● F017J4KA033
1-10V	1-10V	1-10V	1-10V
● F017J1KB006	● F017J2KB006	● F017J3KB006	● F017J4KB006
● F017J1KB033	● F017J2KB033	● F017J3KB033	● F017J4KB033
Dali	Dali	Dali	Dali
● F017J1KD006	● F017J2KD006	● F017J3KD006	● F017J4KD006
● F017J1KD033	● F017J2KD033	● F017J3KD033	● F017J4KD033



Beam Angle: 39°

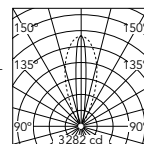
h(m)	Elx)	D(m)
1	1285	0.71
2	321	1.43
3	143	2.14
4	80	2.86
5	51	3.57

@3000K

Optic Elliptical 13° x 40°

Power Led: 12,5W - LED 1304 lm ≠ OUTPUT 574 lm - 2200K/CRI 80 / 12,5W - LED 1352 lm ≠ OUTPUT 595 lm - 2700K/CRI 80 / 12,5W - LED 1449 lm ≠ OUTPUT 638 lm - 3000K/CRI 80 / 12,5W - LED 1497 lm ≠ OUTPUT 659 lm - 4000K/CRI 80

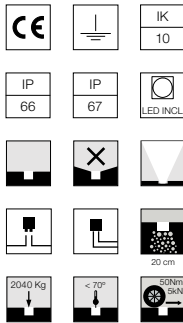
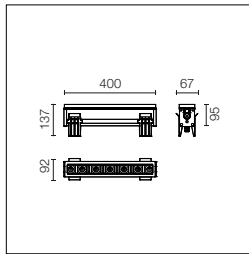
2200K	2700K	3000K	4000K
Non Dimmable	Non Dimmable	Non Dimmable	Non Dimmable
● F017J1LA006	● F017J2LA006	● F017J3LA006	● F017J4LA006
● F017J1LA033	● F017J2LA033	● F017J3LA033	● F017J4LA033
1-10V	1-10V	1-10V	1-10V
● F017J1LB006	● F017J2LB006	● F017J3LB006	● F017J4LB006
● F017J1LB033	● F017J2LB033	● F017J3LB033	● F017J4LB033
Dali	Dali	Dali	Dali
● F017J1LD006	● F017J2LD006	● F017J3LD006	● F017J4LD006
● F017J1LD033	● F017J2LD033	● F017J3LD033	● F017J4LD033



Beam Angle: 13°

h(m)	Elx)	D(m)
1	3282	0.22
2	820	0.44
3	365	0.67
4	205	0.89
5	131	1.11

@3000K



Sorgente high power LED inclusa e ottiche arretrate equipaggiate con griglia frangiluce asimmetrica antiabbagliamento. Alimentazione elettrica 220-240V on off e dimmerabile 1-10V e dali.
Cassaforma per l'installazione obbligatoria da ordinare separatamente.
Precablato con connettori rapidi H₂O Stop presa/spina inclusi.
ACT (Anti Corrosion Treatment) a richiesta.

High-power LED source included and rear lenses equipped with anti-glare asymmetrical diffuser grille. 1-10V or DALI on-off and dimmable 220-240V power supply.
Compulsory installation box to be ordered separately.
Pre-wired with H₂O Stop quick connectors, plug/socket included.
ACT (Anti-Corrosion Treatment) upon request.

Optic Spot 15°

Power Led: 12,5W - LED 1304 lm ≠ OUTPUT 334 lm - 2200K/CRI 80 / 12,5W - LED 1352 lm ≠ OUTPUT 346 lm - 2700K/CRI 80 / 12,5W - LED 1449 lm ≠ OUTPUT 371 lm - 3000K/CRI 80 / 12,5W - LED 1497 lm ≠ OUTPUT 383 lm - 4000K/CRI 80

2200K

- Non Dimmable
- F017J1QA006
- F017J1QA033
- 1-10V
- F017J1QB006
- F017J1QB033
- Dali
- F017J1QD006
- F017J1QD033

2700K

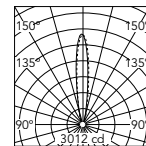
- Non Dimmable
- F017J2QA006
- F017J2QA033
- 1-10V
- F017J2QB006
- F017J2QB033
- Dali
- F017J2QD006
- F017J2QD033

3000K

- Non Dimmable
- F017J3QA006
- F017J3QA033
- 1-10V
- F017J3QB006
- F017J3QB033
- Dali
- F017J3QD006
- F017J3QD033

4000K

- Non Dimmable
- F017J4QA006
- F017J4QA033
- 1-10V
- F017J4QB006
- F017J4QB033
- Dali
- F017J4QD006
- F017J4QD033



Beam Angle: 15°

h(m)	E(lx)	D(m)
1	3010	0.25
2	753	0.51
3	334	0.76
4	188	1.02
5	120	1.27

@3000K

Optic Medium 25°

Power Led: 12,5W - LED 1304 lm ≠ OUTPUT 353 lm - 2200K/CRI 80 / 12,5W - LED 1352 lm ≠ OUTPUT 367 lm - 2700K/CRI 80 / 12,5W - LED 1449 lm ≠ OUTPUT 393 lm - 3000K/CRI 80 / 12,5W - LED 1497 lm ≠ OUTPUT 406 lm - 4000K/CRI 80

2200K

- Non Dimmable
- F017J1RA006
- F017J1RA033
- 1-10V
- F017J1RB006
- F017J1RB033
- Dali
- F017J1RD006
- F017J1RD033

2700K

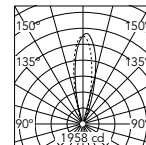
- Non Dimmable
- F017J2RA006
- F017J2RA033
- 1-10V
- F017J2RB006
- F017J2RB033
- Dali
- F017J2RD006
- F017J2RD033

3000K

- Non Dimmable
- F017J3RA006
- F017J3RA033
- 1-10V
- F017J3RB006
- F017J3RB033
- Dali
- F017J3RD006
- F017J3RD033

4000K

- Non Dimmable
- F017J4RA006
- F017J4RA033
- 1-10V
- F017J4RB006
- F017J4RB033
- Dali
- F017J4RD006
- F017J4RD033



Beam Angle: 25°

h(m)	E(lx)	D(m)
1	1955	0.45
2	489	0.89
3	217	1.34
4	122	1.78
5	78	2.23

@3000K

Optic Flood 42°

Power Led: 12,5W - LED 1304 lm ≠ OUTPUT 283 lm - 2200K/CRI 80 / 12,5W - LED 1352 lm ≠ OUTPUT 294 lm - 2700K/CRI 80 / 12,5W - LED 1449 lm ≠ OUTPUT 314 lm - 3000K/CRI 80 / 12,5W - LED 1497 lm ≠ OUTPUT 325 lm - 4000K/CRI 80

2200K

- Non Dimmable
- F017J1SA006
- F017J1SA033
- 1-10V
- F017J1SB006
- F017J1SB033
- Dali
- F017J1SD006
- F017J1SD033

2700K

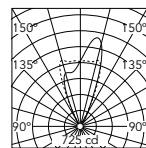
- Non Dimmable
- F017J2SA006
- F017J2SA033
- 1-10V
- F017J2SB006
- F017J2SB033
- Dali
- F017J2SD006
- F017J2SD033

3000K

- Non Dimmable
- F017J3SA006
- F017J3SA033
- 1-10V
- F017J3SB006
- F017J3SB033
- Dali
- F017J3SD006
- F017J3SD033

4000K

- Non Dimmable
- F017J4SA006
- F017J4SA033
- 1-10V
- F017J4SB006
- F017J4SB033
- Dali
- F017J4SD006
- F017J4SD033



Beam Angle: 42°

h(m)	E(lx)	D(m)
1	688	0.76
2	172	1.51
3	76	2.27
4	43	3.03
5	28	3.78

@3000K

Optic Elliptical 12° x 40°

Power Led: 12,5W - LED 1304 lm ≠ OUTPUT 271 lm - 2200K/CRI 80 / 12,5W - LED 1352 lm ≠ OUTPUT 281 lm - 2700K/CRI 80 / 12,5W - LED 1449 lm ≠ OUTPUT 301 lm - 3000K/CRI 80 / 12,5W - LED 1497 lm ≠ OUTPUT 311 lm - 4000K/CRI 80

2200K

- Non Dimmable
- F017J1TA006
- F017J1TA033
- 1-10V
- F017J1TB006
- F017J1TB033
- Dali
- F017J1TD006
- F017J1TD033

2700K

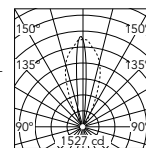
- Non Dimmable
- F017J2TA006
- F017J2TA033
- 1-10V
- F017J2TB006
- F017J2TB033
- Dali
- F017J2TD006
- F017J2TD033

3000K

- Non Dimmable
- F017J3TA006
- F017J3TA033
- 1-10V
- F017J3TB006
- F017J3TB033
- Dali
- F017J3TD006
- F017J3TD033

4000K

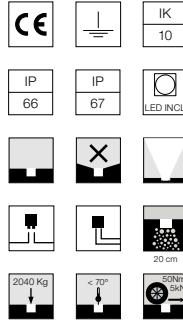
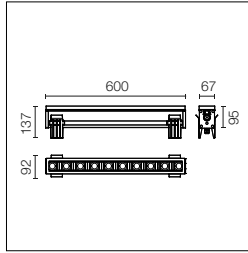
- Non Dimmable
- F017J4TA006
- F017J4TA033
- 1-10V
- F017J4TB006
- F017J4TB033
- Dali
- F017J4TD006
- F017J4TD033



Beam Angle: 12°

h(m)	E(lx)	D(m)
1	1526	0.21
2	382	0.42
3	170	0.62
4	95	0.83
5	61	1.04

@3000K



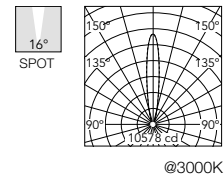
Sorgente high power LED inclusa e ottiche arretrate. Alimentazione elettrica 220-240V on off e dimmerabile 1-10V e dali. Cassaforma per l'installazione obbligatoria da ordinare separatamente. Precabato con connettori rapidi H₂O Stop presa/spina inclusi. ACT (Anti Corrosion Treatment) a richiesta.

High-power LED source included and rear lenses. 1-10V or DALI on-off and dimmable 220-240V power supply. Compulsory installation box to be ordered separately. Pre-wired with H₂O Stop quick connectors, plug/socket included. ACT (Anti-Corrosion Treatment) upon request.

Optic Spot 16°

Power Led: 17W - LED 1863 lm ≠ OUTPUT 1368 lm - 2200K/CRI 80 / 17W - LED 1932 lm ≠ OUTPUT 1419 lm - 2700K/CRI 80 / 17W - LED 2070 lm ≠ OUTPUT 1520 lm - 3000K/CRI 80 / 17W - LED 2139 lm ≠ OUTPUT 1571 lm - 4000K/CRI 80

2200K	2700K	3000K	4000K
Non Dimmable	Non Dimmable	Non Dimmable	Non Dimmable
● F017K1AA006	● F017K2AA006	● F017K3AA006	● F017K4AA006
● F017K1AA033	● F017K2AA033	● F017K3AA033	● F017K4AA033
1-10V	1-10V	1-10V	1-10V
● F017K1AB006	● F017K2AB006	● F017K3AB006	● F017K4AB006
● F017K1AB033	● F017K2AB033	● F017K3AB033	● F017K4AB033
Dali	Dali	Dali	Dali
● F017K1AD006	● F017K2AD006	● F017K3AD006	● F017K4AD006
● F017K1AD033	● F017K2AD033	● F017K3AD033	● F017K4AD033



Beam Angle: 16°

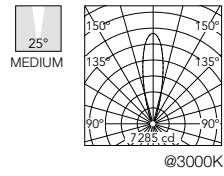
h(m)	E(lx)	D(m)
1	10578	0.27
2	2644	0.55
3	1175	0.82
4	661	1.09
5	423	1.37

@3000K

Optic Medium 25°

Power Led: 17W - LED 1863 lm ≠ OUTPUT 1473 lm - 2200K/CRI 80 / 17W - LED 1932 lm ≠ OUTPUT 1527 lm - 2700K/CRI 80 / 17W - LED 2070 lm ≠ OUTPUT 1636 lm - 3000K/CRI 80 / 17W - LED 2139 lm ≠ OUTPUT 1691 lm - 4000K/CRI 80

2200K	2700K	3000K	4000K
Non Dimmable	Non Dimmable	Non Dimmable	Non Dimmable
● F017K1BA006	● F017K2BA006	● F017K3BA006	● F017K4BA006
● F017K1BA033	● F017K2BA033	● F017K3BA033	● F017K4BA033
1-10V	1-10V	1-10V	1-10V
● F017K1BB006	● F017K2BB006	● F017K3BB006	● F017K4BB006
● F017K1BB033	● F017K2BB033	● F017K3BB033	● F017K4BB033
Dali	Dali	Dali	Dali
● F017K1BD006	● F017K2BD006	● F017K3BD006	● F017K4BD006
● F017K1BD033	● F017K2BD033	● F017K3BD033	● F017K4BD033



Beam Angle: 25°

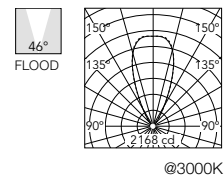
h(m)	E(lx)	D(m)
1	7285	0.44
2	1821	0.88
3	809	1.32
4	455	1.76
5	291	2.20

@3000K

Optic Flood 46°

Power Led: 17W - LED 1863 lm ≠ OUTPUT 1283 lm - 2200K/CRI 80 / 17W - LED 1932 lm ≠ OUTPUT 1330 lm - 2700K/CRI 80 / 17W - LED 2070 lm ≠ OUTPUT 1425 lm - 3000K/CRI 80 / 17W - LED 2139 lm ≠ OUTPUT 1473 lm - 4000K/CRI 80

2200K	2700K	3000K	4000K
Non Dimmable	Non Dimmable	Non Dimmable	Non Dimmable
● F017K1CA006	● F017K2CA006	● F017K3CA006	● F017K4CA006
● F017K1CA033	● F017K2CA033	● F017K3CA033	● F017K4CA033
1-10V	1-10V	1-10V	1-10V
● F017K1CB006	● F017K2CB006	● F017K3CB006	● F017K4CB006
● F017K1CB033	● F017K2CB033	● F017K3CB033	● F017K4CB033
Dali	Dali	Dali	Dali
● F017K1CD006	● F017K2CD006	● F017K3CD006	● F017K4CD006
● F017K1CD033	● F017K2CD033	● F017K3CD033	● F017K4CD033



Beam Angle: 46°

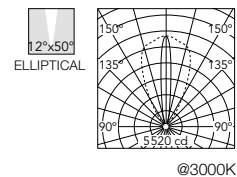
h(m)	E(lx)	D(m)
1	2158	0.85
2	539	1.71
3	240	2.56
4	135	3.42
5	86	4.27

@3000K

Optic Elliptical 12° x 50°

Power Led: 17W - LED 1863 lm ≠ OUTPUT 1286 lm - 2200K/CRI 80 / 17W - LED 1932 lm ≠ OUTPUT 1334 lm - 2700K/CRI 80 / 17W - LED 2070 lm ≠ OUTPUT 1429 lm - 3000K/CRI 80 / 17W - LED 2139 lm ≠ OUTPUT 1477 lm - 4000K/CRI 80

2200K	2700K	3000K	4000K
Non Dimmable	Non Dimmable	Non Dimmable	Non Dimmable
● F017K1DA006	● F017K2DA006	● F017K3DA006	● F017K4DA006
● F017K1DA033	● F017K2DA033	● F017K3DA033	● F017K4DA033
1-10V	1-10V	1-10V	1-10V
● F017K1DB006	● F017K2DB006	● F017K3DB006	● F017K4DB006
● F017K1DB033	● F017K2DB033	● F017K3DB033	● F017K4DB033
Dali	Dali	Dali	Dali
● F017K1DD006	● F017K2DD006	● F017K3DD006	● F017K4DD006
● F017K1DD033	● F017K2DD033	● F017K3DD033	● F017K4DD033

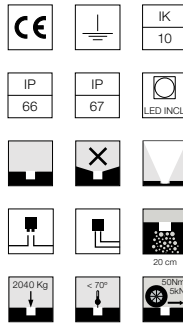
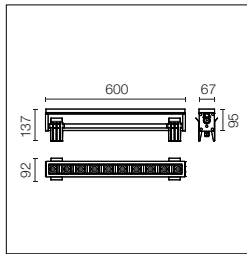


Beam Angle: 12°

h(m)	E(lx)	D(m)
1	5519	0.22
2	1380	0.44
3	613	0.66
4	345	0.87
5	221	1.09

@3000K

Ingraze Fixed Frameless + Linear Louvre L 600



Sorgente high power LED inclusa e ottiche arretrate equipaggiate con griglia frangiluce antiabbagliamento. Alimentazione elettrica 220-240V on off e dimmerabile 1-10V e dali.
Cassaforma per l'installazione obbligatoria da ordinare separatamente.
Precablato con connettori rapidi H₂O Stop presa/spina inclusi. ACT (Anti Corrosion Treatment) a richiesta.

High-power LED source included and rear lenses equipped with anti-glare diffuser grille. 1-10V or DALI on-off and dimmable 220-240V power supply.
Compulsory installation box to be ordered separately.
Pre-wired with H₂O Stop quick connectors, plug/socket included. ACT (Anti-Corrosion Treatment) upon request.

Optic Spot 16°

Power Led: 17W - LED 1863 lm ≠ OUTPUT 1003 lm - 2200K/CRI 80 / 17W - LED 1932 lm ≠ OUTPUT 1040 lm - 2700K/CRI 80 / 17W - LED 2070 lm ≠ OUTPUT 1115 lm - 3000K/CRI 80 / 17W - LED 2139 lm ≠ OUTPUT 1152 lm - 4000K/CRI 80

2200K

Non Dimmable

- F017K1HA006
- F017K1HA033
- 1-10V
- F017K1HB006
- F017K1HB033
- Dali
- F017K1HD006
- F017K1HD033

2700K

Non Dimmable

- F017K2HA006
- F017K2HA033
- 1-10V
- F017K2HB006
- F017K2HB033
- Dali
- F017K2HD006
- F017K2HD033

3000K

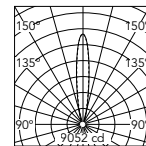
Non Dimmable

- F017K3HA006
- F017K3HA033
- 1-10V
- F017K3HB006
- F017K3HB033
- Dali
- F017K3HD006
- F017K3HD033

4000K

Non Dimmable

- F017K4HA006
- F017K4HA033
- 1-10V
- F017K4HB006
- F017K4HB033
- Dali
- F017K4HD006
- F017K4HD033



Beam Angle: 16°	h(m)	E(lx)	Dxm
1	9052	0.28	
2	2263	0.56	
3	1006	0.83	
4	566	1.11	
5	362	1.39	

@3000K

Optic Medium 25°

Power Led: 17W - LED 1863 lm ≠ OUTPUT 1063 lm - 2200K/CRI 80 / 17W - LED 1932 lm ≠ OUTPUT 1102 lm - 2700K/CRI 80 / 17W - LED 2070 lm ≠ OUTPUT 1181 lm - 3000K/CRI 80 / 17W - LED 2139 lm ≠ OUTPUT 1220 lm - 4000K/CRI 80

2200K

Non Dimmable

- F017K1JA006
- F017K1JA033
- 1-10V
- F017K1JB006
- F017K1JB033
- Dali
- F017K1JD006
- F017K1JD033

2700K

Non Dimmable

- F017K2JA006
- F017K2JA033
- 1-10V
- F017K2JB006
- F017K2JB033
- Dali
- F017K2JD006
- F017K2JD033

3000K

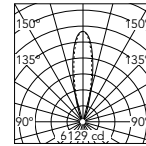
Non Dimmable

- F017K3JA006
- F017K3JA033
- 1-10V
- F017K3JB006
- F017K3JB033
- Dali
- F017K3JD006
- F017K3JD033

4000K

Non Dimmable

- F017K4JA006
- F017K4JA033
- 1-10V
- F017K4JB006
- F017K4JB033
- Dali
- F017K4JD006
- F017K4JD033



Beam Angle: 25°	h(m)	E(lx)	Dxm
1	6129	0.44	
2	1532	0.87	
3	681	1.31	
4	383	1.74	
5	245	2.18	

@3000K

Optic Flood 39°

Power Led: 17W - LED 1863 lm ≠ OUTPUT 820 lm - 2200K/CRI 80 / 17W - LED 1932 lm ≠ OUTPUT 850 lm - 2700K/CRI 80 / 17W - LED 2070 lm ≠ OUTPUT 911 lm - 3000K/CRI 80 / 17W - LED 2139 lm ≠ OUTPUT 944 lm - 4000K/CRI 80

2200K

Non Dimmable

- F017K1KA006
- F017K1KA033
- 1-10V
- F017K1KB006
- F017K1KB033
- Dali
- F017K1KD006
- F017K1KD033

2700K

Non Dimmable

- F017K2KA006
- F017K2KA033
- 1-10V
- F017K2KB006
- F017K2KB033
- Dali
- F017K2KD006
- F017K2KD033

3000K

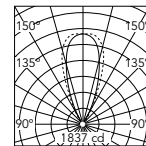
Non Dimmable

- F017K3KA006
- F017K3KA033
- 1-10V
- F017K3KB006
- F017K3KB033
- Dali
- F017K3KD006
- F017K3KD033

4000K

Non Dimmable

- F017K4KA006
- F017K4KA033
- 1-10V
- F017K4KB006
- F017K4KB033
- Dali
- F017K4KD006
- F017K4KD033



Beam Angle: 39°	h(m)	E(lx)	Dxm
1	1832	0.71	
2	458	1.43	
3	204	2.14	
4	115	2.86	
5	73	3.57	

@3000K

Optic Elliptical 13° x 40°

Power Led: 17W - LED 1863 lm ≠ OUTPUT 820 lm - 2200K/CRI 80 / 17W - LED 1932 lm ≠ OUTPUT 850 lm - 2700K/CRI 80 / 17W - LED 2070 lm ≠ OUTPUT 911 lm - 3000K/CRI 80 / 17W - LED 2139 lm ≠ OUTPUT 941 lm - 4000K/CRI 80

2200K

Non Dimmable

- F017K1LA006
- F017K1LA033
- 1-10V
- F017K1LB006
- F017K1LB033
- Dali
- F017K1LD006
- F017K1LD033

2700K

Non Dimmable

- F017K2LA006
- F017K2LA033
- 1-10V
- F017K2LB006
- F017K2LB033
- Dali
- F017K2LD006
- F017K2LD033

3000K

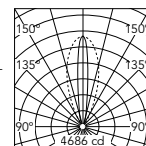
Non Dimmable

- F017K3LA006
- F017K3LA033
- 1-10V
- F017K3LB006
- F017K3LB033
- Dali
- F017K3LD006
- F017K3LD033

4000K

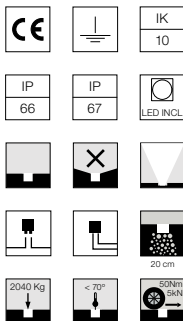
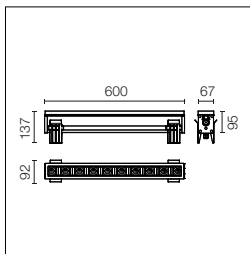
Non Dimmable

- F017K4LA006
- F017K4LA033
- 1-10V
- F017K4LB006
- F017K4LB033
- Dali
- F017K4LD006
- F017K4LD033



Beam Angle: 13°	h(m)	E(lx)	Dxm
1	4686	0.22	
2	1172	0.44	
3	521	0.67	
4	293	0.89	
5	187	1.11	

@3000K



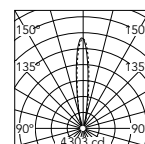
Sorgente high power LED inclusa e ottiche arretrate equipaggiate con griglia frangiluce asimmetrica antiabbagliamento. Alimentazione elettrica 220-240V on off e dimmerabile 1-10V e dali.
Cassaforma per l'installazione obbligatoria da ordinare separatamente.
Precablato con connettori rapidi H₂O Stop presa/spina inclusi.
ACT (Anti Corrosion Treatment) a richiesta.

High-power LED source included and rear lenses equipped with anti-glare asymmetrical diffuser grille. 1-10V or DALI on-off and dimmable 220-240V power supply.
Compulsory installation box to be ordered separately.
Pre-wired with H₂O Stop quick connectors, plug/socket included.
ACT (Anti-Corrosion Treatment) upon request.

Optic Spot 15°

Power Led: 17W - LED 1863 lm ≠ OUTPUT 477 lm - 2200K/CRI 80 / 17W - LED 1932 lm ≠ OUTPUT 495 lm - 2700K/CRI 80 / 17W - LED 2070 lm ≠ OUTPUT 530 lm - 3000K/CRI 80 / 17W - LED 2139 lm ≠ OUTPUT 548 lm - 4000K/CRI 80

2200K	2700K	3000K	4000K
Non Dimmable	Non Dimmable	Non Dimmable	Non Dimmable
● F017K1QA006	● F017K2QA006	● F017K3QA006	● F017K4QA006
● F017K1QA033	● F017K2QA033	● F017K3QA033	● F017K4QA033
1-10V	1-10V	1-10V	1-10V
● F017K1QB006	● F017K2QB006	● F017K3QB006	● F017K4QB006
● F017K1QB033	● F017K2QB033	● F017K3QB033	● F017K4QB033
Dali	Dali	Dali	Dali
● F017K1QD006	● F017K2QD006	● F017K3QD006	● F017K4QD006
● F017K1QD033	● F017K2QD033	● F017K3QD033	● F017K4QD033



Beam Angle: 15°

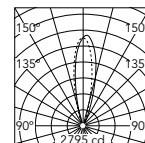
h(m)	E(%)	D(m)
1	4300	0.25
2	1075	0.51
3	478	0.76
4	269	1.02
5	172	1.27

@3000K

Optic Medium 25°

Power Led: 17W - LED 1863 lm ≠ OUTPUT 505 lm - 2200K/CRI 80 / 17W - LED 1932 lm ≠ OUTPUT 523 lm - 2700K/CRI 80 / 17W - LED 2070 lm ≠ OUTPUT 561 lm - 3000K/CRI 80 / 17W - LED 2139 lm ≠ OUTPUT 579 lm - 4000K/CRI 80

2200K	2700K	3000K	4000K
Non Dimmable	Non Dimmable	Non Dimmable	Non Dimmable
● F017K1RA006	● F017K2RA006	● F017K3RA006	● F017K4RA006
● F017K1RA033	● F017K2RA033	● F017K3RA033	● F017K4RA033
1-10V	1-10V	1-10V	1-10V
● F017K1RB006	● F017K2RB006	● F017K3RB006	● F017K4RB006
● F017K1RB033	● F017K2RB033	● F017K3RB033	● F017K4RB033
Dali	Dali	Dali	Dali
● F017K1RD006	● F017K2RD006	● F017K3RD006	● F017K4RD006
● F017K1RD033	● F017K2RD033	● F017K3RD033	● F017K4RD033



Beam Angle: 25°

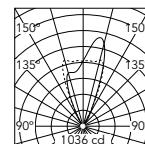
h(m)	E(%)	D(m)
1	2790	0.45
2	698	0.89
3	310	1.34
4	174	1.78
5	112	2.23

@3000K

Optic Flood 42°

Power Led: 17W - LED 1863 lm ≠ OUTPUT 404 lm - 2200K/CRI 80 / 17W - LED 1932 lm ≠ OUTPUT 419 lm - 2700K/CRI 80 / 17W - LED 2070 lm ≠ OUTPUT 449 lm - 3000K/CRI 80 / 17W - LED 2139 lm ≠ OUTPUT 464 lm - 4000K/CRI 80

2200K	2700K	3000K	4000K
Non Dimmable	Non Dimmable	Non Dimmable	Non Dimmable
● F017K1SA006	● F017K2SA006	● F017K3SA006	● F017K4SA006
● F017K1SA033	● F017K2SA033	● F017K3SA033	● F017K4SA033
1-10V	1-10V	1-10V	1-10V
● F017K1SB006	● F017K2SB006	● F017K3SB006	● F017K4SB006
● F017K1SB033	● F017K2SB033	● F017K3SB033	● F017K4SB033
Dali	Dali	Dali	Dali
● F017K1SD006	● F017K2SD006	● F017K3SD006	● F017K4SD006
● F017K1SD033	● F017K2SD033	● F017K3SD033	● F017K4SD033



Beam Angle: 42°

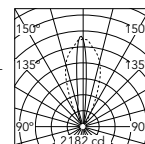
h(m)	E(%)	D(m)
1	983	0.76
2	246	1.51
3	109	2.27
4	61	3.03
5	39	3.78

@3000K

Optic Elliptical 12° x 40°

Power Led: 17W - LED 1863 lm ≠ OUTPUT 387 lm - 2200K/CRI 80 / 17W - LED 1932 lm ≠ OUTPUT 401 lm - 2700K/CRI 80 / 17W - LED 2070 lm ≠ OUTPUT 430 lm - 3000K/CRI 80 / 17W - LED 2139 lm ≠ OUTPUT 444 lm - 4000K/CRI 80

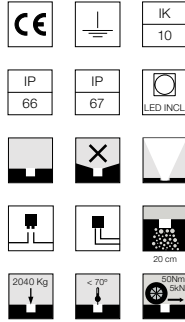
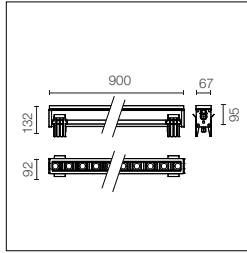
2200K	2700K	3000K	4000K
Non Dimmable	Non Dimmable	Non Dimmable	Non Dimmable
● F017K1TA006	● F017K2TA006	● F017K3TA006	● F017K4TA006
● F017K1TA033	● F017K2TA033	● F017K3TA033	● F017K4TA033
1-10V	1-10V	1-10V	1-10V
● F017K1TB006	● F017K2TB006	● F017K3TB006	● F017K4TB006
● F017K1TB033	● F017K2TB033	● F017K3TB033	● F017K4TB033
Dali	Dali	Dali	Dali
● F017K1TD006	● F017K2TD006	● F017K3TD006	● F017K4TD006
● F017K1TD033	● F017K2TD033	● F017K3TD033	● F017K4TD033



Beam Angle: 12°

h(m)	E(%)	D(m)
1	2181	0.21
2	545	0.42
3	242	0.62
4	136	0.83
5	87	1.04

@3000K



Sorgente high power LED inclusa e ottiche arretrate. Alimentazione elettrica 220-240V on off e dimmerabile 1-10V e dali. Cassaforma per l'installazione obbligatoria da ordinare separatamente. Precabato con connettori rapidi H₂O Stop presa/spina inclusi. ACT (Anti Corrosion Treatment) a richiesta.

High-power LED source included and rear lenses. 1-10V or DALI on-off and dimmable 220-240V power supply. Compulsory installation box to be ordered separately. Pre-wired with H₂O Stop quick connectors, plug/socket included. ACT (Anti-Corrosion Treatment) upon request.

Optic Spot 16°

Power Led: 26W - LED 2795 lm ≠ OUTPUT 2052 lm - 2200K/CRI 80 / 26W - LED 2898 lm ≠ OUTPUT 2128 lm - 2700K/CRI 80 / 26W - LED 3105 lm ≠ OUTPUT 2280 lm - 3000K/CRI 80 / 26W - LED 3209 lm ≠ OUTPUT 2536 lm - 4000K/CRI 80

2200K

- Non Dimmable
- F017L1AA006
- F017L1AA033
- 1-10V
- F017L1AB006
- F017L1AB033
- Dali
- F017L1AD006
- F017L1AD033

2700K

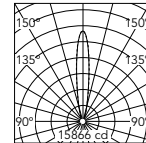
- Non Dimmable
- F017L2AA006
- F017L2AA033
- 1-10V
- F017L2AB006
- F017L2AB033
- Dali
- F017L2AD006
- F017L2AD033

3000K

- Non Dimmable
- F017L3AA006
- F017L3AA033
- 1-10V
- F017L3AB006
- F017L3AB033
- Dali
- F017L3AD006
- F017L3AD033

4000K

- Non Dimmable
- F017L4AA006
- F017L4AA033
- 1-10V
- F017L4AB006
- F017L4AB033
- Dali
- F017L4AD006
- F017L4AD033



Beam Angle: 16°

h(m)	E(lx)	D(m)
1	15866	0.27
2	3967	0.55
3	1763	0.82
4	992	1.09
5	635	1.37

@3000K

Optic Medium 25°

Power Led: 26W - LED 2795 lm ≠ OUTPUT 2209 lm - 2200K/CRI 80 / 26W - LED 2898 lm ≠ OUTPUT 2291 lm - 2700K/CRI 80 / 26W - LED 3105 lm ≠ OUTPUT 2454 lm - 3000K/CRI 80 / 26W - LED 3209 lm ≠ OUTPUT 2536 lm - 4000K/CRI 80

2200K

- Non Dimmable
- F017L1BA006
- F017L1BA033
- 1-10V
- F017L1BB006
- F017L1BB033
- Dali
- F017L1BD006
- F017L1BD033

2700K

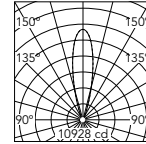
- Non Dimmable
- F017L2BA006
- F017L2BA033
- 1-10V
- F017L2BB006
- F017L2BB033
- Dali
- F017L2BD006
- F017L2BD033

3000K

- Non Dimmable
- F017L3BA006
- F017L3BA033
- 1-10V
- F017L3BB006
- F017L3BB033
- Dali
- F017L3BD006
- F017L3BD033

4000K

- Non Dimmable
- F017L4BA006
- F017L4BA033
- 1-10V
- F017L4BB006
- F017L4BB033
- Dali
- F017L4BD006
- F017L4BD033



Beam Angle: 25°

h(m)	E(lx)	D(m)
1	10928	0.44
2	2732	0.88
3	1214	1.32
4	683	1.76
5	437	2.20

@3000K

Optic Flood 46°

Power Led: 26W - LED 2795 lm ≠ OUTPUT 1924 lm - 2200K/CRI 80 / 26W - LED 2898 lm ≠ OUTPUT 1995 lm - 2700K/CRI 80 / 26W - LED 3105 lm ≠ OUTPUT 2138 lm - 3000K/CRI 80 / 26W - LED 3209 lm ≠ OUTPUT 2209 lm - 4000K/CRI 80

2200K

- Non Dimmable
- F017L1CA006
- F017L1CA033
- 1-10V
- F017L1CB006
- F017L1CB033
- Dali
- F017L1CD006
- F017L1CD033

2700K

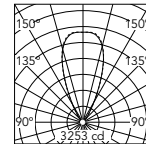
- Non Dimmable
- F017L2CA006
- F017L2CA033
- 1-10V
- F017L2CB006
- F017L2CB033
- Dali
- F017L2CD006
- F017L2CD033

3000K

- Non Dimmable
- F017L3CA006
- F017L3CA033
- 1-10V
- F017L3CB006
- F017L3CB033
- Dali
- F017L3CD006
- F017L3CD033

4000K

- Non Dimmable
- F017L4CA006
- F017L4CA033
- 1-10V
- F017L4CB006
- F017L4CB033
- Dali
- F017L4CD006
- F017L4CD033



Beam Angle: 46°

h(m)	E(lx)	D(m)
1	3238	0.85
2	809	1.71
3	360	2.56
4	202	3.42
5	130	4.27

@3000K

Optic Elliptical 12° x 50°

Power Led: 26W - LED 2795 lm ≠ OUTPUT 1929 lm - 2200K/CRI 80 / 26W - LED 2898 lm ≠ OUTPUT 2001 lm - 2700K/CRI 80 / 26W - LED 3105 lm ≠ OUTPUT 2144 lm - 3000K/CRI 80 / 26W - LED 3209 lm ≠ OUTPUT 2215 lm - 4000K/CRI 80

2200K

- Non Dimmable
- F017L1DA006
- F017L1DA033
- 1-10V
- F017L1DB006
- F017L1DB033
- Dali
- F017L1DD006
- F017L1DD033

2700K

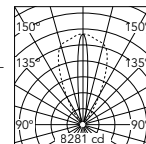
- Non Dimmable
- F017L2DA006
- F017L2DA033
- 1-10V
- F017L2DB006
- F017L2DB033
- Dali
- F017L2DD006
- F017L2DD033

3000K

- Non Dimmable
- F017L3DA006
- F017L3DA033
- 1-10V
- F017L3DB006
- F017L3DB033
- Dali
- F017L3DD006
- F017L3DD033

4000K

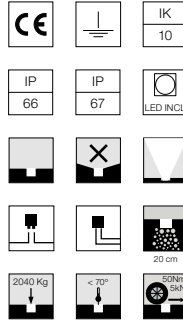
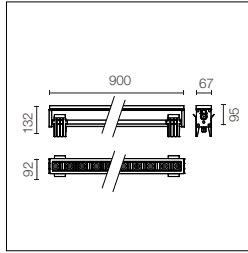
- Non Dimmable
- F017L4DA006
- F017L4DA033
- 1-10V
- F017L4DB006
- F017L4DB033
- Dali
- F017L4DD006
- F017L4DD033



Beam Angle: 12°

h(m)	E(lx)	D(m)
1	8280	0.22
2	2070	0.44
3	920	0.66
4	517	0.87
5	331	1.09

@3000K



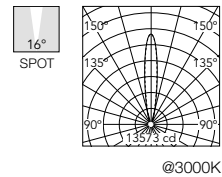
Sorgente high power LED inclusa e ottiche arretrate equipaggiate con griglia frangiluce antiabbagliamento. Alimentazione elettrica 220-240V on off e dimmerabile 1-10V e dali.
Cassaforma per l'installazione obbligatoria da ordinare separatamente.
Precablato con connettori rapidi H₂O Stop presa/spina inclusi.
ACT (Anti Corrosion Treatment) a richiesta.

High-power LED source included and rear lenses equipped with anti-glare diffuser grille. 1-10V or DALI on-off and dimmable 220-240V power supply.
Compulsory installation box to be ordered separately.
Pre-wired with H₂O Stop quick connectors, plug/socket included.
ACT (Anti-Corrosion Treatment) upon request.

Optic Spot 16°

Power Led: 26W - LED 2795 lm ≠ OUTPUT 1505 lm - 2200K/CRI 80 / 26W - LED 2898 lm ≠ OUTPUT 1560 lm - 2700K/CRI 80 / 26W - LED 3105 lm ≠ OUTPUT 1672 lm - 3000K/CRI 80 / 26W - LED 3209 lm ≠ OUTPUT 1728 lm - 4000K/CRI 80

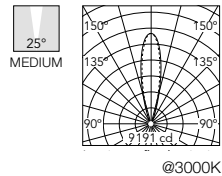
2200K	2700K	3000K	4000K
Non Dimmable	Non Dimmable	Non Dimmable	Non Dimmable
● F017L1HA006	● F017L2HA006	● F017L3HA006	● F017L4HA006
● F017L1HA033	● F017L2HA033	● F017L3HA033	● F017L4HA033
1-10V	1-10V	1-10V	1-10V
● F017L1HB006	● F017L2HB006	● F017L3HB006	● F017L4HB006
● F017L1HB033	● F017L2HB033	● F017L3HB033	● F017L4HB033
Dali	Dali	Dali	Dali
● F017L1HD006	● F017L2HD006	● F017L3HD006	● F017L4HD006
● F017L1HD033	● F017L2HD033	● F017L3HD033	● F017L4HD033



Optic Medium 25°

Power Led: 26W - LED 2795 lm ≠ OUTPUT 1594 lm - 2200K/CRI 80 / 26W - LED 2898 lm ≠ OUTPUT 1653 lm - 2700K/CRI 80 / 26W - LED 3105 lm ≠ OUTPUT 1771 lm - 3000K/CRI 80 / 26W - LED 3209 lm ≠ OUTPUT 1830 lm - 4000K/CRI 80

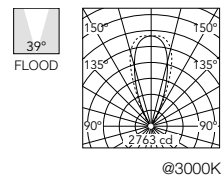
2200K	2700K	3000K	4000K
Non Dimmable	Non Dimmable	Non Dimmable	Non Dimmable
● F017L1JA006	● F017L2JA006	● F017L3JA006	● F017L4JA006
● F017L1JA033	● F017L2JA033	● F017L3JA033	● F017L4JA033
1-10V	1-10V	1-10V	1-10V
● F017L1JB006	● F017L2JB006	● F017L3JB006	● F017L4JB006
● F017L1JB033	● F017L2JB033	● F017L3JB033	● F017L4JB033
Dali	Dali	Dali	Dali
● F017L1JD006	● F017L2JD006	● F017L3JD006	● F017L4JD006
● F017L1JD033	● F017L2JD033	● F017L3JD033	● F017L4JD033



Optic Flood 39°

Power Led: 26W - LED 2795 lm ≠ OUTPUT 1233 lm - 2200K/CRI 80 / 26W - LED 2898 lm ≠ OUTPUT 1278 lm - 2700K/CRI 80 / 26W - LED 3105 lm ≠ OUTPUT 1370 lm - 3000K/CRI 80 / 26W - LED 3209 lm ≠ OUTPUT 1415 lm - 4000K/CRI 80

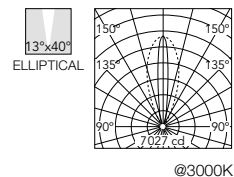
2200K	2700K	3000K	4000K
Non Dimmable	Non Dimmable	Non Dimmable	Non Dimmable
● F017L1KA006	● F017L2KA006	● F017L3KA006	● F017L4KA006
● F017L1KA033	● F017L2KA033	● F017L3KA033	● F017L4KA033
1-10V	1-10V	1-10V	1-10V
● F017L1KB006	● F017L2KB006	● F017L3KB006	● F017L4KB006
● F017L1KB033	● F017L2KB033	● F017L3KB033	● F017L4KB033
Dali	Dali	Dali	Dali
● F017L1KD006	● F017L2KD006	● F017L3KD006	● F017L4KD006
● F017L1KD033	● F017L2KD033	● F017L3KD033	● F017L4KD033



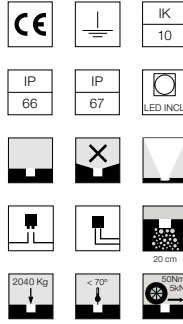
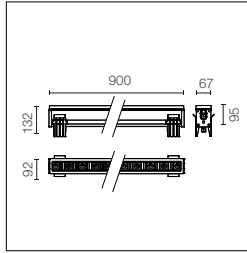
Optic Elliptical 13° x 40°

Power Led: 26W - LED 2795 lm ≠ OUTPUT 1229 lm - 2200K/CRI 80 / 26W - LED 2898 lm ≠ OUTPUT 1275 lm - 2700K/CRI 80 / 26W - LED 3105 lm ≠ OUTPUT 1366 lm - 3000K/CRI 80 / 26W - LED 3209 lm ≠ OUTPUT 1411 lm - 4000K/CRI 80

2200K	2700K	3000K	4000K
Non Dimmable	Non Dimmable	Non Dimmable	Non Dimmable
● F017L1LA006	● F017L2LA006	● F017L3LA006	● F017L4LA006
● F017L1LA033	● F017L2LA033	● F017L3LA033	● F017L4LA033
1-10V	1-10V	1-10V	1-10V
● F017L1LB006	● F017L2LB006	● F017L3LB006	● F017L4LB006
● F017L1LB033	● F017L2LB033	● F017L3LB033	● F017L4LB033
Dali	Dali	Dali	Dali
● F017L1LD006	● F017L2LD006	● F017L3LD006	● F017L4LD006
● F017L1LD033	● F017L2LD033	● F017L3LD033	● F017L4LD033



Ingraze Fixed Frameless + Asymmetric Louvre L 900



Sorgente high power LED inclusa e ottiche arretrate equipaggiate con griglia frangiluce asimmetrica antiabbagliamento. Alimentazione elettrica 220-240V on off e dimmerabile 1-10V e dali.
Cassaforma per l'installazione obbligatoria da ordinare separatamente.
Precabliato con connettori rapidi H₂O Stop presa/spina inclusi. ACT (Anti Corrosion Treatment) a richiesta.

High-power LED source included and rear lenses equipped with anti-glare asymmetrical diffuser grille. 1-10V or DALI on-off and dimmable 220-240V power supply. Compulsory installation box to be ordered separately. Pre-wired with H₂O Stop quick connectors, plug/socket included. ACT (Anti-Corrosion Treatment) upon request.

Optic Spot 15°

Power Led: 26W - LED 2795 lm ≠ OUTPUT 715 lm - 2200K/CRI 80 / 26W - LED 2898 lm ≠ OUTPUT 742 lm - 2700K/CRI 80 / 26W - LED 3105 lm ≠ OUTPUT 795 lm - 3000K/CRI 80 / 26W - LED 3209 lm ≠ OUTPUT 821 lm - 4000K/CRI 80

2200K

Non Dimmable

- F017L1QA006
- F017L1QA033
- 1-10V
- F017L1QB006
- F017L1QB033
- Dali
- F017L1QD006
- F017L1QD033

2700K

Non Dimmable

- F017L2QA006
- F017L2QA033
- 1-10V
- F017L2QB006
- F017L2QB033
- Dali
- F017L2QD006
- F017L2QD033

3000K

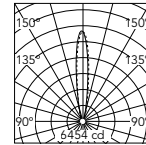
Non Dimmable

- F017L3QA006
- F017L3QA033
- 1-10V
- F017L3QB006
- F017L3QB033
- Dali
- F017L3QD006
- F017L3QD033

4000K

Non Dimmable

- F017L4QA006
- F017L4QA033
- 1-10V
- F017L4QB006
- F017L4QB033
- Dali
- F017L4QD006
- F017L4QD033



Beam Angle: 15°

h(m)	E(lx)	D(m)
1	6451	0.25
2	1613	0.51
3	717	0.76
4	403	1.02
5	258	1.27

Optic Medium 25°

Power Led: 26W - LED 2795 lm ≠ OUTPUT 757 lm - 2200K/CRI 80 / 26W - LED 2898 lm ≠ OUTPUT 785 lm - 2700K/CRI 80 / 26W - LED 3105 lm ≠ OUTPUT 841 lm - 3000K/CRI 80 / 26W - LED 3209 lm ≠ OUTPUT 869 lm - 4000K/CRI 80

2200K

Non Dimmable

- F017L1RA006
- F017L1RA033
- 1-10V
- F017L1RB006
- F017L1RB033
- Dali
- F017L1RD006
- F017L1RD033

2700K

Non Dimmable

- F017L2RA006
- F017L2RA033
- 1-10V
- F017L2RB006
- F017L2RB033
- Dali
- F017L2RD006
- F017L2RD033

3000K

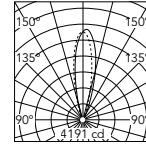
Non Dimmable

- F017L3RA006
- F017L3RA033
- 1-10V
- F017L3RB006
- F017L3RB033
- Dali
- F017L3RD006
- F017L3RD033

4000K

Non Dimmable

- F017L4RA006
- F017L4RA033
- 1-10V
- F017L4RB006
- F017L4RB033
- Dali
- F017L4RD006
- F017L4RD033



Beam Angle: 25°

h(m)	E(lx)	D(m)
1	4183	0.45
2	1046	0.89
3	465	1.34
4	261	1.78
5	167	2.23

Optic Flood 42°

Power Led: 26W - LED 2795 lm ≠ OUTPUT 606 lm - 2200K/CRI 80 / 26W - LED 2898 lm ≠ OUTPUT 628 lm - 2700K/CRI 80 / 26W - LED 3105 lm ≠ OUTPUT 673 lm - 3000K/CRI 80 / 26W - LED 3209 lm ≠ OUTPUT 696 lm - 4000K/CRI 80

2200K

Non Dimmable

- F017L1SA006
- F017L1SA033
- 1-10V
- F017L1SB006
- F017L1SB033
- Dali
- F017L1SD006
- F017L1SD033

2700K

Non Dimmable

- F017L2SA006
- F017L2SA033
- 1-10V
- F017L2SB006
- F017L2SB033
- Dali
- F017L2SD006
- F017L2SD033

3000K

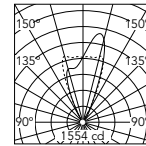
Non Dimmable

- F017L3SA006
- F017L3SA033
- 1-10V
- F017L3SB006
- F017L3SB033
- Dali
- F017L3SD006
- F017L3SD033

4000K

Non Dimmable

- F017L4SA006
- F017L4SA033
- 1-10V
- F017L4SB006
- F017L4SB033
- Dali
- F017L4SD006
- F017L4SD033



Beam Angle: 42°

h(m)	E(lx)	D(m)
1	1474	0.76
2	368	1.51
3	164	2.27
4	92	3.03
5	59	3.78

Optic Elliptical 12° x 40°

Power Led: 26W - LED 2795 lm ≠ OUTPUT 580 lm - 2200K/CRI 80 / 26W - LED 2898 lm ≠ OUTPUT 602 lm - 2700K/CRI 80 / 26W - LED 3105 lm ≠ OUTPUT 645 lm - 3000K/CRI 80 / 26W - LED 3209 lm ≠ OUTPUT 666 lm - 4000K/CRI 80

2200K

Non Dimmable

- F017L1TA006
- F017L1TA033
- 1-10V
- F017L1TB006
- F017L1TB033
- Dali
- F017L1TD006
- F017L1TD033

2700K

Non Dimmable

- F017L2TA006
- F017L2TA033
- 1-10V
- F017L2TB006
- F017L2TB033
- Dali
- F017L2TD006
- F017L2TD033

3000K

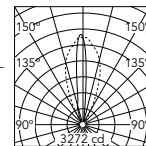
Non Dimmable

- F017L3TA006
- F017L3TA033
- 1-10V
- F017L3TB006
- F017L3TB033
- Dali
- F017L3TD006
- F017L3TD033

4000K

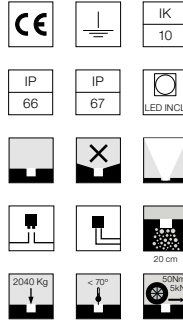
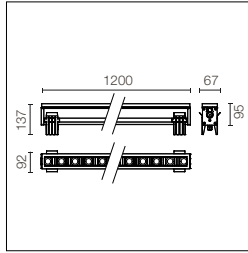
Non Dimmable

- F017L4TA006
- F017L4TA033
- 1-10V
- F017L4TB006
- F017L4TB033
- Dali
- F017L4TD006
- F017L4TD033



Beam Angle: 12°

h(m)	E(lx)	D(m)
1	3271	0.21
2	818	0.42
3	363	0.62
4	204	0.83
5	131	1.04



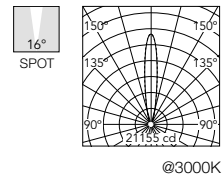
Sorgente high power LED inclusa e ottiche arretrate. Alimentazione elettrica 220-240V on off e dimmerabile 1-10V e dali. Cassaforma per l'installazione obbligatoria da ordinare separatamente. Precabato con connettori rapidi H₂O Stop presa/spina inclusi. ACT (Anti Corrosion Treatment) a richiesta.

High-power LED source included and rear lenses. 1-10V or DALI on-off and dimmable 220-240V power supply. Compulsory installation box to be ordered separately. Pre-wired with H₂O Stop quick connectors, plug/socket included. ACT (Anti-Corrosion Treatment) upon request.

Optic Spot 16°

Power Led: 33,5W - LED 3726 lm ≠ OUTPUT 2736 lm - 2200K/CRI 80 / 33,5W - LED 3864 lm ≠ OUTPUT 2837 lm - 2700K/CRI 80 / 33,5W - LED 4140 lm ≠ OUTPUT 3040 lm - 3000K/CRI 80 / 33,5W - LED 4278 lm ≠ OUTPUT 3141 lm - 4000K/CRI 80

2200K	2700K	3000K	4000K
Non Dimmable	Non Dimmable	Non Dimmable	Non Dimmable
● F017M1AA006	● F017M2AA006	● F017M3AA006	● F017M4AA006
● F017M1AA033	● F017M2AA033	● F017M3AA033	● F017M4AA033
1-10V	1-10V	1-10V	1-10V
● F017M1AB006	● F017M2AB006	● F017M3AB006	● F017M4AB006
● F017M1AB033	● F017M2AB033	● F017M3AB033	● F017M4AB033
Dali	Dali	Dali	Dali
● F017M1AD006	● F017M2AD006	● F017M3AD006	● F017M4AD006
● F017M1AD033	● F017M2AD033	● F017M3AD033	● F017M4AD033



Beam Angle: 16°

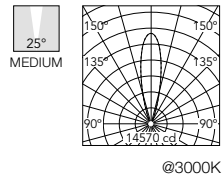
h(m)	E(ft)	D(m)
1	21155	0.27
2	5289	0.55
3	2351	0.82
4	1322	1.09
5	846	1.37

@3000K

Optic Medium 25°

Power Led: 33,5W - LED 3726 lm ≠ OUTPUT 2945 lm - 2200K/CRI 80 / 33,5W - LED 3864 lm ≠ OUTPUT 3054 lm - 2700K/CRI 80 / 33,5W - LED 4140 lm ≠ OUTPUT 3272 lm - 3000K/CRI 80 / 33,5W - LED 4278 lm ≠ OUTPUT 3381 lm - 4000K/CRI 80

2200K	2700K	3000K	4000K
Non Dimmable	Non Dimmable	Non Dimmable	Non Dimmable
● F017M1BA006	● F017M2BA006	● F017M3BA006	● F017M4BA006
● F017M1BA033	● F017M2BA033	● F017M3BA033	● F017M4BA033
1-10V	1-10V	1-10V	1-10V
● F017M1BB006	● F017M2BB006	● F017M3BB006	● F017M4BB006
● F017M1BB033	● F017M2BB033	● F017M3BB033	● F017M4BB033
Dali	Dali	Dali	Dali
● F017M1BD006	● F017M2BD006	● F017M3BD006	● F017M4BD006
● F017M1BD033	● F017M2BD033	● F017M3BD033	● F017M4BD033



Beam Angle: 25°

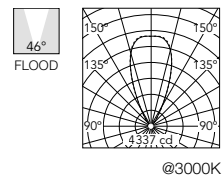
h(m)	E(ft)	D(m)
1	14570	0.44
2	3643	0.88
3	1619	1.32
4	911	1.76
5	583	2.20

@3000K

Optic Flood 46°

Power Led: 33,5W - LED 3726 lm ≠ OUTPUT 2565 lm - 2200K/CRI 80 / 33,5W - LED 3864 lm ≠ OUTPUT 2660 lm - 2700K/CRI 80 / 33,5W - LED 4140 lm ≠ OUTPUT 2850 lm - 3000K/CRI 80 / 33,5W - LED 4278 lm ≠ OUTPUT 2945 lm - 4000K/CRI 80

2200K	2700K	3000K	4000K
Non Dimmable	Non Dimmable	Non Dimmable	Non Dimmable
● F017M1CA006	● F017M2CA006	● F017M3CA006	● F017M4CA006
● F017M1CA033	● F017M2CA033	● F017M3CA033	● F017M4CA033
1-10V	1-10V	1-10V	1-10V
● F017M1CB006	● F017M2CB006	● F017M3CB006	● F017M4CB006
● F017M1CB033	● F017M2CB033	● F017M3CB033	● F017M4CB033
Dali	Dali	Dali	Dali
● F017M1CD006	● F017M2CD006	● F017M3CD006	● F017M4CD006
● F017M1CD033	● F017M2CD033	● F017M3CD033	● F017M4CD033



Beam Angle: 46°

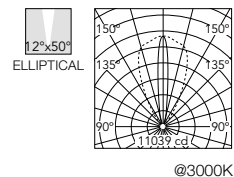
h(m)	E(ft)	D(m)
1	4316	0.85
2	1079	1.71
3	480	2.56
4	270	3.42
5	173	4.27

@3000K

Optic Elliptical 12° x 50°

Power Led: 33,5W - LED 3726 lm ≠ OUTPUT 2572 lm - 2200K/CRI 80 / 33,5W - LED 3864 lm ≠ OUTPUT 2668 lm - 2700K/CRI 80 / 33,5W - LED 4140 lm ≠ OUTPUT 2858 lm - 3000K/CRI 80 / 33,5W - LED 4278 lm ≠ OUTPUT 2953 lm - 4000K/CRI 80

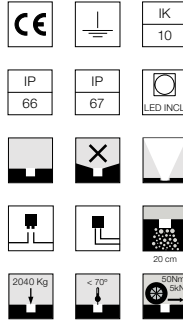
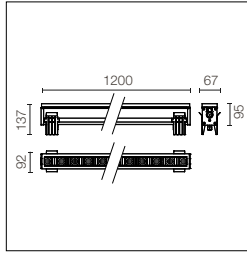
2200K	2700K	3000K	4000K
Non Dimmable	Non Dimmable	Non Dimmable	Non Dimmable
● F017M1DA006	● F017M2DA006	● F017M3DA006	● F017M4DA006
● F017M1DA033	● F017M2DA033	● F017M3DA033	● F017M4DA033
1-10V	1-10V	1-10V	1-10V
● F017M1DB006	● F017M2DB006	● F017M3DB006	● F017M4DB006
● F017M1DB033	● F017M2DB033	● F017M3DB033	● F017M4DB033
Dali	Dali	Dali	Dali
● F017M1DD006	● F017M2DD006	● F017M3DD006	● F017M4DD006
● F017M1DD033	● F017M2DD033	● F017M3DD033	● F017M4DD033



Beam Angle: 12°

h(m)	E(ft)	D(m)
1	11037	0.22
2	2759	0.44
3	1226	0.66
4	690	0.87
5	441	1.09

@3000K



Sorgente high power LED inclusa e ottiche arretrate equipaggiate con griglia frangiluce antiabbagliamento. Alimentazione elettrica 220-240V on off e dimmerabile 1-10V e dali.
Cassaforma per l'installazione obbligatoria da ordinare separatamente.
Precabato con connettori rapidi H₂O Stop presa/spina inclusi. ACT (Anti Corrosion Treatment) a richiesta.

High-power LED source included and rear lenses equipped with anti-glare diffuser grille. 1-10V or DALI on-off and dimmable 220-240V power supply.
Compulsory installation box to be ordered separately.
Pre-wired with H₂O Stop quick connectors, plug/socket included. ACT (Anti-Corrosion Treatment) upon request.

Optic Spot 16°

Power Led: 33,5W - LED 3726 lm ≠ OUTPUT 2006 lm - 2200K/CRI 80 / 33,5W - LED 3864 lm ≠ OUTPUT 2080 lm - 2700K/CRI 80 / 33,5W - LED 4140 lm ≠ OUTPUT 2229 lm - 3000K/CRI 80 / 33,5W - LED 4278 lm ≠ OUTPUT 2303 lm - 4000K/CRI 80

2200K

Non Dimmable

- F017M1HA006
- F017M1HA033
- 1-10V
- F017M1HB006
- F017M1HB033
- Dali
- F017M1HD006
- F017M1HD033

2700K

Non Dimmable

- F017M2HA006
- F017M2HA033
- 1-10V
- F017M2HB006
- F017M2HB033
- Dali
- F017M2HD006
- F017M2HD033

3000K

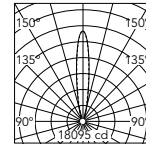
Non Dimmable

- F017M3HA006
- F017M3HA033
- 1-10V
- F017M3HB006
- F017M3HB033
- Dali
- F017M3HD006
- F017M3HD033

4000K

Non Dimmable

- F017M4HA006
- F017M4HA033
- 1-10V
- F017M4HB006
- F017M4HB033
- Dali
- F017M4HD006
- F017M4HD033



@3000K

Beam Angle: 16°			
h(m)	E(lx)	D(m)	
1	18095	0.28	
2	4524	0.56	
3	2011	0.83	
4	1131	1.11	
5	724	1.39	

Optic Medium 25°

Power Led: 33,5W - LED 3726 lm ≠ OUTPUT 2125 lm - 2200K/CRI 80 / 33,5W - LED 3864 lm ≠ OUTPUT 2203 lm - 2700K/CRI 80 / 33,5W - LED 4140 lm ≠ OUTPUT 2361 lm - 3000K/CRI 80 / 33,5W - LED 4278 lm ≠ OUTPUT 2439 lm - 4000K/CRI 80

2200K

Non Dimmable

- F017M1JA006
- F017M1JA033
- 1-10V
- F017M1JB006
- F017M1JB033
- Dali
- F017M1JD006
- F017M1JD033

2700K

Non Dimmable

- F017M2JA006
- F017M2JA033
- 1-10V
- F017M2JB006
- F017M2JB033
- Dali
- F017M2JD006
- F017M2JD033

3000K

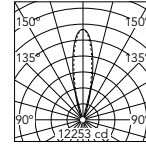
Non Dimmable

- F017M3JA006
- F017M3JA033
- 1-10V
- F017M3JB006
- F017M3JB033
- Dali
- F017M3JD006
- F017M3JD033

4000K

Non Dimmable

- F017M4JA006
- F017M4JA033
- 1-10V
- F017M4JB006
- F017M4JB033
- Dali
- F017M4JD006
- F017M4JD033



@3000K

Beam Angle: 25°			
h(m)	E(lx)	D(m)	
1	12253	0.44	
2	3063	0.87	
3	1361	1.31	
4	766	1.74	
5	490	2.18	

Optic Flood 39°

Power Led: 33,5W - LED 3726 lm ≠ OUTPUT 1643 lm - 2200K/CRI 80 / 33,5W - LED 3864 lm ≠ OUTPUT 1704 lm - 2700K/CRI 80 / 33,5W - LED 4140 lm ≠ OUTPUT 1826 lm - 3000K/CRI 80 / 33,5W - LED 4278 lm ≠ OUTPUT 1887 lm - 4000K/CRI 80

2200K

Non Dimmable

- F017M1KA006
- F017M1KA033
- 1-10V
- F017M1KB006
- F017M1KB033
- Dali
- F017M1KD006
- F017M1KD033

2700K

Non Dimmable

- F017M2KA006
- F017M2KA033
- 1-10V
- F017M2KB006
- F017M2KB033
- Dali
- F017M2KD006
- F017M2KD033

3000K

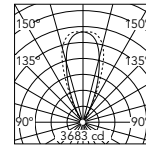
Non Dimmable

- F017M3KA006
- F017M3KA033
- 1-10V
- F017M3KB006
- F017M3KB033
- Dali
- F017M3KD006
- F017M3KD033

4000K

Non Dimmable

- F017M4KA006
- F017M4KA033
- 1-10V
- F017M4KB006
- F017M4KB033
- Dali
- F017M4KD006
- F017M4KD033



@3000K

Beam Angle: 39°			
h(m)	E(lx)	D(m)	
1	3672	0.71	
2	918	1.43	
3	408	2.14	
4	230	2.86	
5	147	3.57	

Optic Elliptical 13° x 40°

Power Led: 33,5W - LED 3726 lm ≠ OUTPUT 1639 lm - 2200K/CRI 80 / 33,5W - LED 3864 lm ≠ OUTPUT 1700 lm - 2700K/CRI 80 / 33,5W - LED 4140 lm ≠ OUTPUT 1821 lm - 3000K/CRI 80 / 33,5W - LED 4278 lm ≠ OUTPUT 1882 lm - 4000K/CRI 80

2200K

Non Dimmable

- F017M1LA006
- F017M1LA033
- 1-10V
- F017M1LB006
- F017M1LB033
- Dali
- F017M1LD006
- F017M1LD033

2700K

Non Dimmable

- F017M2LA006
- F017M2LA033
- 1-10V
- F017M2LB006
- F017M2LB033
- Dali
- F017M2LD006
- F017M2LD033

3000K

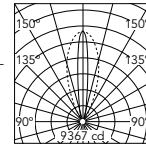
Non Dimmable

- F017M3LA006
- F017M3LA033
- 1-10V
- F017M3LB006
- F017M3LB033
- Dali
- F017M3LD006
- F017M3LD033

4000K

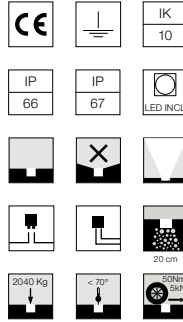
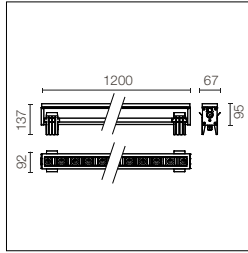
Non Dimmable

- F017M4LA006
- F017M4LA033
- 1-10V
- F017M4LB006
- F017M4LB033
- Dali
- F017M4LD006
- F017M4LD033



@3000K

Beam Angle: 13°			
h(m)	E(lx)	D(m)	
1	9367	0.22	
2	2342	0.44	
3	1041	0.67	
4	585	0.89	
5	375	1.11	



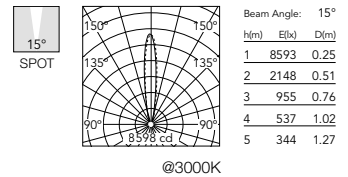
Sorgente high power LED inclusa e ottiche arretrate equipaggiate con griglia frangiluce asimmetrica antiabbagliamento. Alimentazione elettrica 220-240V on off e dimmerabile 1-10V e dali.
Cassaforma per l'installazione obbligatoria da ordinare separatamente.
Precabato con connettori rapidi H₂O Stop presa/spina inclusi.
ACT (Anti Corrosion Treatment) a richiesta.

High-power LED source included and rear lenses equipped with anti-glare asymmetrical diffuser grille. 1-10V or DALI on-off and dimmable 220-240V power supply.
Compulsory installation box to be ordered separately.
Pre-wired with H₂O Stop quick connectors, plug/socket included.
ACT (Anti-Corrosion Treatment) upon request.

Optic Spot 15°

Power Led: 33,5W - LED 3726 lm ≠ OUTPUT 954 lm - 2200K/CRI 80 / 33,5W - LED 3864 lm ≠ OUTPUT 989 lm - 2700K/CRI 80 / 33,5W - LED 4140 lm ≠ OUTPUT 1059 lm - 3000K/CRI 80 / 33,5W - LED 4278 lm ≠ OUTPUT 1095 lm - 4000K/CRI 80

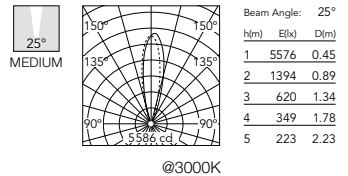
2200K	2700K	3000K	4000K
Non Dimmable	Non Dimmable	Non Dimmable	Non Dimmable
● F017M1QA006	● F017M2QA006	● F017M3QA006	● F017M4QA006
● F017M1QA033	● F017M2QA033	● F017M3QA033	● F017M4QA033
1-10V	1-10V	1-10V	1-10V
● F017M1QB006	● F017M2QB006	● F017M3QB006	● F017M4QB006
● F017M1QB033	● F017M2QB033	● F017M3QB033	● F017M4QB033
Dali	Dali	Dali	Dali
● F017M1QD006	● F017M2QD006	● F017M3QD006	● F017M4QD006
● F017M1QD033	● F017M2QD033	● F017M3QD033	● F017M4QD033



Optic Medium 25°

Power Led: 33,5W - LED 3726 lm ≠ OUTPUT 1009 lm - 2200K/CRI 80 / 33,5W - LED 3864 lm ≠ OUTPUT 1046 lm - 2700K/CRI 80 / 33,5W - LED 4140 lm ≠ OUTPUT 1121 lm - 3000K/CRI 80 / 33,5W - LED 4278 lm ≠ OUTPUT 1158 lm - 4000K/CRI 80

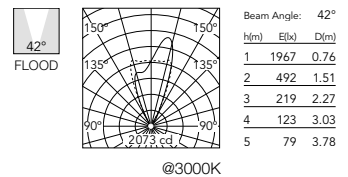
2200K	2700K	3000K	4000K
Non Dimmable	Non Dimmable	Non Dimmable	Non Dimmable
● F017M1RA006	● F017M2RA006	● F017M3RA006	● F017M4RA006
● F017M1RA033	● F017M2RA033	● F017M3RA033	● F017M4RA033
1-10V	1-10V	1-10V	1-10V
● F017M1RB006	● F017M2RB006	● F017M3RB006	● F017M4RB006
● F017M1RB033	● F017M2RB033	● F017M3RB033	● F017M4RB033
Dali	Dali	Dali	Dali
● F017M1RD006	● F017M2RD006	● F017M3RD006	● F017M4RD006
● F017M1RD033	● F017M2RD033	● F017M3RD033	● F017M4RD033



Optic Flood 42°

Power Led: 33,5W - LED 3726 lm ≠ OUTPUT 808 lm - 2200K/CRI 80 / 33,5W - LED 3864 lm ≠ OUTPUT 838 lm - 2700K/CRI 80 / 33,5W - LED 4140 lm ≠ OUTPUT 898 lm - 3000K/CRI 80 / 33,5W - LED 4278 lm ≠ OUTPUT 928 lm - 4000K/CRI 80

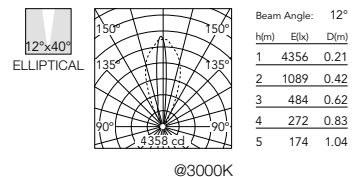
2200K	2700K	3000K	4000K
Non Dimmable	Non Dimmable	Non Dimmable	Non Dimmable
● F017M1SA006	● F017M2SA006	● F017M3SA006	● F017M4SA006
● F017M1SA033	● F017M2SA033	● F017M3SA033	● F017M4SA033
1-10V	1-10V	1-10V	1-10V
● F017M1SB006	● F017M2SB006	● F017M3SB006	● F017M4SB006
● F017M1SB033	● F017M2SB033	● F017M3SB033	● F017M4SB033
Dali	Dali	Dali	Dali
● F017M1SD006	● F017M2SD006	● F017M3SD006	● F017M4SD006
● F017M1SD033	● F017M2SD033	● F017M3SD033	● F017M4SD033

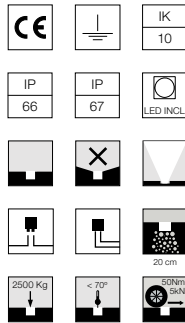
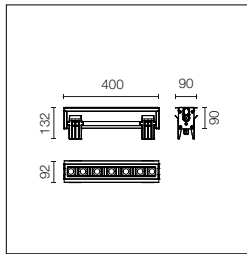


Optic Elliptical 12° x 40°

Power Led: 33,5W - LED 3726 lm ≠ OUTPUT 773 lm - 2200K/CRI 80 / 33,5W - LED 3864 lm ≠ OUTPUT 802 lm - 2700K/CRI 80 / 33,5W - LED 4140 lm ≠ OUTPUT 859 lm - 3000K/CRI 80 / 33,5W - LED 4278 lm ≠ OUTPUT 888 lm - 4000K/CRI 80

2200K	2700K	3000K	4000K
Non Dimmable	Non Dimmable	Non Dimmable	Non Dimmable
● F017M1TA006	● F017M2TA006	● F017M3TA006	● F017M4TA006
● F017M1TA033	● F017M2TA033	● F017M3TA033	● F017M4TA033
1-10V	1-10V	1-10V	1-10V
● F017M1TB006	● F017M2TB006	● F017M3TB006	● F017M4TB006
● F017M1TB033	● F017M2TB033	● F017M3TB033	● F017M4TB033
Dali	Dali	Dali	Dali
● F017M1TD006	● F017M2TD006	● F017M3TD006	● F017M4TD006
● F017M1TD033	● F017M2TD033	● F017M3TD033	● F017M4TD033





Sorgente high power LED inclusa e ottiche arretrate. Alimentazione elettrica 220-240V on off e dimmerabile 1-10V e dali. Cassaforma per l'installazione obbligatoria da ordinare separatamente. Precabato con connettori rapidi H₂O Stop presa/spina inclusi. ACT (Anti Corrosion Treatment) a richiesta.

High-power LED source included and rear lenses. 1-10V or DALI on-off and dimmable 220-240V power supply. Compulsory installation box to be ordered separately. Pre-wired with H₂O Stop quick connectors, plug/socket included. ACT (Anti-Corrosion Treatment) upon request.

Optic Spot 16°

Power Led: 12,5W - LED 1304 lm ≠ OUTPUT 958 lm - 2200K/CRI 80 / 12,5W - LED 1352 lm ≠ OUTPUT 993 lm - 2700K/CRI 80 / 12,5W - LED 1449 lm ≠ OUTPUT 1064 lm - 3000K/CRI 80 / 12,5W - LED 1497 lm ≠ OUTPUT 1100 lm - 4000K/CRI 80

2200K

- Non Dimmable
- F017E1AA006
- F017E1AA033
- 1-10V
- F017E1AB006
- F017E1AB033
- Dali
- F017E1AD006
- F017E1AD033

2700K

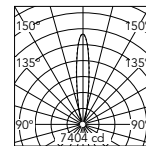
- Non Dimmable
- F017E2AA006
- F017E2AA033
- 1-10V
- F017E2AB006
- F017E2AB033
- Dali
- F017E2AD006
- F017E2AD033

3000K

- Non Dimmable
- F017E3AA006
- F017E3AA033
- 1-10V
- F017E3AB006
- F017E3AB033
- Dali
- F017E3AD006
- F017E3AD033

4000K

- Non Dimmable
- F017E4AA006
- F017E4AA033
- 1-10V
- F017E4AB006
- F017E4AB033
- Dali
- F017E4AD006
- F017E4AD033



Beam Angle: 16°			
h(m)	E(lx)	D(m)	
1	7404	0.27	
2	1851	0.55	
3	823	0.82	
4	463	1.09	
5	296	1.37	

@3000K

Optic Medium 25°

Power Led: 12,5W - LED 1304 lm ≠ OUTPUT 1031 lm - 2200K/CRI 80 / 12,5W - LED 1352 lm ≠ OUTPUT 1069 lm - 2700K/CRI 80 / 12,5W - LED 1449 lm ≠ OUTPUT 1146 lm - 3000K/CRI 80 / 12,5W - LED 1497 lm ≠ OUTPUT 1184 lm - 4000K/CRI 80

2200K

- Non Dimmable
- F017E1BA006
- F017E1BA033
- 1-10V
- F017E1BB006
- F017E1BB033
- Dali
- F017E1BD006
- F017E1BD033

2700K

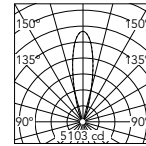
- Non Dimmable
- F017E2BA006
- F017E2BA033
- 1-10V
- F017E2BB006
- F017E2BB033
- Dali
- F017E2BD006
- F017E2BD033

3000K

- Non Dimmable
- F017E3BA006
- F017E3BA033
- 1-10V
- F017E3BB006
- F017E3BB033
- Dali
- F017E3BD006
- F017E3BD033

4000K

- Non Dimmable
- F017E4BA006
- F017E4BA033
- 1-10V
- F017E4BB006
- F017E4BB033
- Dali
- F017E4BD006
- F017E4BD033



Beam Angle: 25°			
h(m)	E(lx)	D(m)	
1	5103	0.44	
2	1276	0.88	
3	567	1.32	
4	319	1.76	
5	204	2.20	

@3000K

Optic Flood 46°

Power Led: 12,5W - LED 1304 lm ≠ OUTPUT 898 lm - 2200K/CRI 80 / 12,5W - LED 1352 lm ≠ OUTPUT 931 lm - 2700K/CRI 80 / 12,5W - LED 1449 lm ≠ OUTPUT 998 lm - 3000K/CRI 80 / 12,5W - LED 1497 lm ≠ OUTPUT 1031 lm - 4000K/CRI 80

2200K

- Non Dimmable
- F017E1CA006
- F017E1CA033
- 1-10V
- F017E1CB006
- F017E1CB033
- Dali
- F017E1CD006
- F017E1CD033

2700K

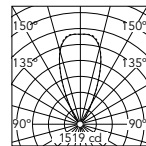
- Non Dimmable
- F017E2CA006
- F017E2CA033
- 1-10V
- F017E2CB006
- F017E2CB033
- Dali
- F017E2CD006
- F017E2CD033

3000K

- Non Dimmable
- F017E3CA006
- F017E3CA033
- 1-10V
- F017E3CB006
- F017E3CB033
- Dali
- F017E3CD006
- F017E3CD033

4000K

- Non Dimmable
- F017E4CA006
- F017E4CA033
- 1-10V
- F017E4CB006
- F017E4CB033
- Dali
- F017E4CD006
- F017E4CD033



Beam Angle: 46°			
h(m)	E(lx)	D(m)	
1	1511	0.85	
2	378	1.71	
3	168	2.56	
4	94	3.42	
5	60	4.27	

@3000K

Optic Elliptical 12° x 50°

Power Led: 12,5W - LED 1304 lm ≠ OUTPUT 901 lm - 2200K/CRI 80 / 12,5W - LED 1352 lm ≠ OUTPUT 934 lm - 2700K/CRI 80 / 12,5W - LED 1449 lm ≠ OUTPUT 1001 lm - 3000K/CRI 80 / 12,5W - LED 1497 lm ≠ OUTPUT 1034 lm - 4000K/CRI 80

2200K

- Non Dimmable
- F017E1DA006
- F017E1DA033
- 1-10V
- F017E1DB006
- F017E1DB033
- Dali
- F017E1DD006
- F017E1DD033

2700K

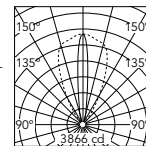
- Non Dimmable
- F017E2DA006
- F017E2DA033
- 1-10V
- F017E2DB006
- F017E2DB033
- Dali
- F017E2DD006
- F017E2DD033

3000K

- Non Dimmable
- F017E3DA006
- F017E3DA033
- 1-10V
- F017E3DB006
- F017E3DB033
- Dali
- F017E3DD006
- F017E3DD033

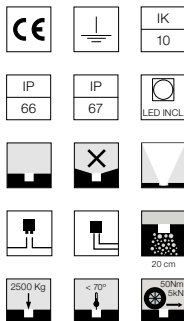
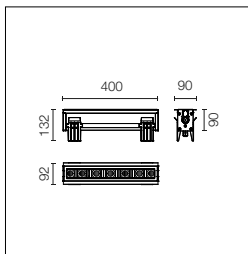
4000K

- Non Dimmable
- F017E4DA006
- F017E4DA033
- 1-10V
- F017E4DB006
- F017E4DB033
- Dali
- F017E4DD006
- F017E4DD033



Beam Angle: 12°			
h(m)	E(lx)	D(m)	
1	3866	0.22	
2	966	0.44	
3	430	0.66	
4	242	0.87	
5	155	1.09	

@3000K



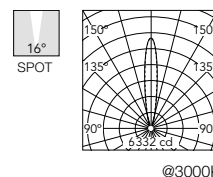
Sorgente high power LED inclusa e ottiche arretrate equipaggiate con griglia frangiluce antiabbagliamento. Alimentazione elettrica 220-240V on off e dimmerabile 1-10V e dali.
Cassaforma per l'installazione obbligatoria da ordinare separatamente.
Precablato con connettori rapidi H₂O Stop presa/spina inclusi.
ACT (Anti Corrosion Treatment) a richiesta.

High-power LED source included and rear lenses equipped with anti-glare diffuser grille. 1-10V or DALI on-off and dimmable 220-240V power supply.
Compulsory installation box to be ordered separately.
Pre-wired with H₂O Stop quick connectors, plug/socket included.
ACT (Anti-Corrosion Treatment) upon request.

Optic Spot 16°

Power Led: 12,5W - LED 1304 lm ≠ OUTPUT 702 lm - 2200K/CRI 80 / 12,5W - LED 1352 lm ≠ OUTPUT 728 lm - 2700K/CRI 80 / 12,5W - LED 1449 lm ≠ OUTPUT 780 lm - 3000K/CRI 80 / 12,5W - LED 1497 lm ≠ OUTPUT 806 lm - 4000K/CRI 80

2200K	2700K	3000K	4000K
Non Dimmable	Non Dimmable	Non Dimmable	Non Dimmable
● F017E1HA006	● F017E2HA006	● F017E3HA006	● F017E4HA006
● F017E1HA033	● F017E2HA033	● F017E3HA033	● F017E4HA033
1-10V	1-10V	1-10V	1-10V
● F017E1HB006	● F017E2HB006	● F017E3HB006	● F017E4HB006
● F017E1HB033	● F017E2HB033	● F017E3HB033	● F017E4HB033
Dali	Dali	Dali	Dali
● F017E1HD006	● F017E2HD006	● F017E3HD006	● F017E4HD006
● F017E1HD033	● F017E2HD033	● F017E3HD033	● F017E4HD033



Beam Angle: 16°

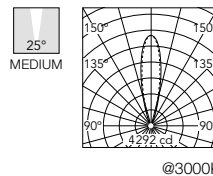
h(m)	E(lx)	D(m)
1	6332	0.28
2	1583	0.56
3	704	0.83
4	396	1.11
5	253	1.39

@3000K

Optic Medium 25°

Power Led: 12,5W - LED 1304 lm ≠ OUTPUT 744 lm - 2200K/CRI 80 / 12,5W - LED 1352 lm ≠ OUTPUT 772 lm - 2700K/CRI 80 / 12,5W - LED 1449 lm ≠ OUTPUT 827 lm - 3000K/CRI 80 / 12,5W - LED 1497 lm ≠ OUTPUT 854 lm - 4000K/CRI 80

2200K	2700K	3000K	4000K
Non Dimmable	Non Dimmable	Non Dimmable	Non Dimmable
● F017E1JA006	● F017E2JA006	● F017E3JA006	● F017E4JA006
● F017E1JA033	● F017E2JA033	● F017E3JA033	● F017E4JA033
1-10V	1-10V	1-10V	1-10V
● F017E1JB006	● F017E2JB006	● F017E3JB006	● F017E4JB006
● F017E1JB033	● F017E2JB033	● F017E3JB033	● F017E4JB033
Dali	Dali	Dali	Dali
● F017E1JD006	● F017E2JD006	● F017E3JD006	● F017E4JD006
● F017E1JD033	● F017E2JD033	● F017E3JD033	● F017E4JD033



Beam Angle: 25°

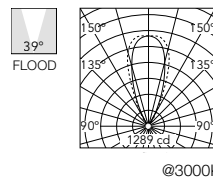
h(m)	E(lx)	D(m)
1	4292	0.44
2	1073	0.87
3	477	1.31
4	268	1.74
5	172	2.18

@3000K

Optic Flood 39°

Power Led: 12,5W - LED 1304 lm ≠ OUTPUT 576 lm - 2200K/CRI 80 / 12,5W - LED 1352 lm ≠ OUTPUT 597 lm - 2700K/CRI 80 / 12,5W - LED 1449 lm ≠ OUTPUT 639 lm - 3000K/CRI 80 / 12,5W - LED 1497 lm ≠ OUTPUT 661 lm - 4000K/CRI 80

2200K	2700K	3000K	4000K
Non Dimmable	Non Dimmable	Non Dimmable	Non Dimmable
● F017E1KA006	● F017E2KA006	● F017E3KA006	● F017E4KA006
● F017E1KA033	● F017E2KA033	● F017E3KA033	● F017E4KA033
1-10V	1-10V	1-10V	1-10V
● F017E1KB006	● F017E2KB006	● F017E3KB006	● F017E4KB006
● F017E1KB033	● F017E2KB033	● F017E3KB033	● F017E4KB033
Dali	Dali	Dali	Dali
● F017E1KD006	● F017E2KD006	● F017E3KD006	● F017E4KD006
● F017E1KD033	● F017E2KD033	● F017E3KD033	● F017E4KD033



Beam Angle: 39°

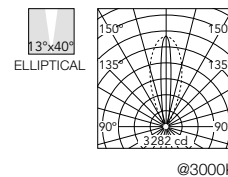
h(m)	E(lx)	D(m)
1	1285	0.71
2	321	1.43
3	143	2.14
4	80	2.86
5	51	3.57

@3000K

Optic Elliptical 13° x 40°

Power Led: 12,5W - LED 1304 lm ≠ OUTPUT 574 lm - 2200K/CRI 80 / 12,5W - LED 1352 lm ≠ OUTPUT 595 lm - 2700K/CRI 80 / 12,5W - LED 1449 lm ≠ OUTPUT 638 lm - 3000K/CRI 80 / 12,5W - LED 1497 lm ≠ OUTPUT 659 lm - 4000K/CRI 80

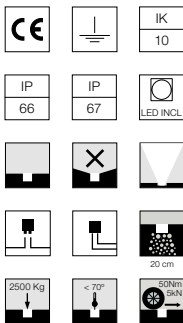
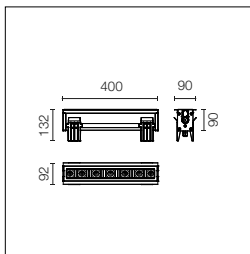
2200K	2700K	3000K	4000K
Non Dimmable	Non Dimmable	Non Dimmable	Non Dimmable
● F017E1LA006	● F017E2LA006	● F017E3LA006	● F017E4LA006
● F017E1LA033	● F017E2LA033	● F017E3LA033	● F017E4LA033
1-10V	1-10V	1-10V	1-10V
● F017E1LB006	● F017E2LB006	● F017E3LB006	● F017E4LB006
● F017E1LB033	● F017E2LB033	● F017E3LB033	● F017E4LB033
Dali	Dali	Dali	Dali
● F017E1LD006	● F017E2LD006	● F017E3LD006	● F017E4LD006
● F017E1LD033	● F017E2LD033	● F017E3LD033	● F017E4LD033



Beam Angle: 13°

h(m)	E(lx)	D(m)
1	3282	0.22
2	820	0.44
3	365	0.67
4	205	0.89
5	131	1.11

@3000K



Sorgente high power LED inclusa e ottiche arretrate equipaggiate con griglia frangiluce asimmetrica antiabbagliamento. Alimentazione elettrica 220-240V on off e dimmerabile 1-10V e dali.
Cassaforma per l'installazione obbligatoria da ordinare separatamente.
Precabato con connettori rapidi H₂O Stop presa/spina inclusi.
ACT (Anti Corrosion Treatment) a richiesta.

High-power LED source included and rear lenses equipped with anti-glare asymmetrical diffuser grille. 1-10V or DALI on-off and dimmable 220-240V power supply. Compulsory installation box to be ordered separately. Pre-wired with H₂O Stop quick connectors, plug/socket included. ACT (Anti-Corrosion Treatment) upon request.

Optic Spot 15°

Power Led: 12,5W - LED 1304 lm ≠ OUTPUT 334 lm - 2200K/CRI 80 / 12,5W - LED 1352 lm ≠ OUTPUT 346 lm - 2700K/CRI 80 / 12,5W - LED 1449 lm ≠ OUTPUT 371 lm - 3000K/CRI 80 / 12,5W - LED 1497 lm ≠ OUTPUT 383 lm - 4000K/CRI 80

2200K

- Non Dimmable
- F017E1QA006
- F017E1QA033
- 1-10V
- F017E1QB006
- F017E1QB033
- Dali
- F017E1QD006
- F017E1QD033

2700K

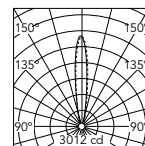
- Non Dimmable
- F017E2QA006
- F017E2QA033
- 1-10V
- F017E2QB006
- F017E2QB033
- Dali
- F017E2QD006
- F017E2QD033

3000K

- Non Dimmable
- F017E3QA006
- F017E3QA033
- 1-10V
- F017E3QB006
- F017E3QB033
- Dali
- F017E3QD006
- F017E3QD033

4000K

- Non Dimmable
- F017E4QA006
- F017E4QA033
- 1-10V
- F017E4QB006
- F017E4QB033
- Dali
- F017E4QD006
- F017E4QD033



Beam Angle: 15°

h(m)	E(lx)	D(m)
1	3010	0.25
2	753	0.51
3	334	0.76
4	188	1.02
5	120	1.27

@3000K

Optic Medium 25°

Power Led: 12,5W - LED 1304 lm ≠ OUTPUT 353 lm - 2200K/CRI 80 / 12,5W - LED 1352 lm ≠ OUTPUT 367 lm - 2700K/CRI 80 / 12,5W - LED 1449 lm ≠ OUTPUT 393 lm - 3000K/CRI 80 / 12,5W - LED 1497 lm ≠ OUTPUT 406 lm - 4000K/CRI 80

2200K

- Non Dimmable
- F017E1RA006
- F017E1RA033
- 1-10V
- F017E1RB006
- F017E1RB033
- Dali
- F017E1RD006
- F017E1RD033

2700K

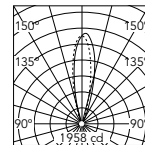
- Non Dimmable
- F017E2RA006
- F017E2RA033
- 1-10V
- F017E2RB006
- F017E2RB033
- Dali
- F017E2RD006
- F017E2RD033

3000K

- Non Dimmable
- F017E3RA006
- F017E3RA033
- 1-10V
- F017E3RB006
- F017E3RB033
- Dali
- F017E3RD006
- F017E3RD033

4000K

- Non Dimmable
- F017E4RA006
- F017E4RA033
- 1-10V
- F017E4RB006
- F017E4RB033
- Dali
- F017E4RD006
- F017E4RD033



Beam Angle: 25°

h(m)	E(lx)	D(m)
1	1955	0.45
2	489	0.89
3	217	1.34
4	122	1.78
5	78	2.23

@3000K

Optic Flood 42°

Power Led: 12,5W - LED 1304 lm ≠ OUTPUT 620 lm - 2200K/CRI 80 / 12,5W - LED 1352 lm ≠ OUTPUT 294 lm - 2700K/CRI 80 / 12,5W - LED 1449 lm ≠ OUTPUT 314 lm - 3000K/CRI 80 / 12,5W - LED 1497 lm ≠ OUTPUT 325 lm - 4000K/CRI 80

2200K

- Non Dimmable
- F017E1SA006
- F017E1SA033
- 1-10V
- F017E1SB006
- F017E1SB033
- Dali
- F017E1SD006
- F017E1SD033

2700K

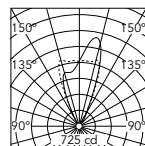
- Non Dimmable
- F017E2SA006
- F017E2SA033
- 1-10V
- F017E2SB006
- F017E2SB033
- Dali
- F017E2SD006
- F017E2SD033

3000K

- Non Dimmable
- F017E3SA006
- F017E3SA033
- 1-10V
- F017E3SB006
- F017E3SB033
- Dali
- F017E3SD006
- F017E3SD033

4000K

- Non Dimmable
- F017E4SA006
- F017E4SA033
- 1-10V
- F017E4SB006
- F017E4SB033
- Dali
- F017E4SD006
- F017E4SD033



Beam Angle: 42°

h(m)	E(lx)	D(m)
1	688	0.76
2	172	1.51
3	76	2.27
4	43	3.03
5	28	3.78

@3000K

Optic Elliptical 12° x 40°

Power Led: 12,5W - LED 1304 lm ≠ OUTPUT 271 lm - 2200K/CRI 80 / 12,5W - LED 1352 lm ≠ OUTPUT 281 lm - 2700K/CRI 80 / 12,5W - LED 1449 lm ≠ OUTPUT 301 lm - 3000K/CRI 80 / 12,5W - LED 1497 lm ≠ OUTPUT 311 lm - 4000K/CRI 80

2200K

- Non Dimmable
- F017E1TA006
- F017E1TA033
- 1-10V
- F017E1TB006
- F017E1TB033
- Dali
- F017E1TD006
- F017E1TD033

2700K

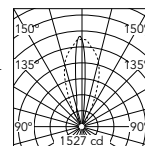
- Non Dimmable
- F017E2TA006
- F017E2TA033
- 1-10V
- F017E2TB006
- F017E2TB033
- Dali
- F017E2TD006
- F017E2TD033

3000K

- Non Dimmable
- F017E3TA006
- F017E3TA033
- 1-10V
- F017E3TB006
- F017E3TB033
- Dali
- F017E3TD006
- F017E3TD033

4000K

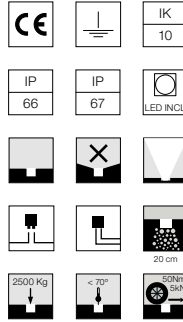
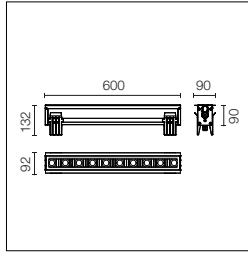
- Non Dimmable
- F017E4TA006
- F017E4TA033
- 1-10V
- F017E4TB006
- F017E4TB033
- Dali
- F017E4TD006
- F017E4TD033



Beam Angle: 12°

h(m)	E(lx)	D(m)
1	1526	0.21
2	382	0.42
3	170	0.62
4	95	0.83
5	61	1.04

@3000K



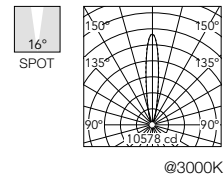
Sorgente high power LED inclusa e ottiche arretrate. Alimentazione elettrica 220-240V on off e dimmerabile 1-10V e dali. Cassaforma per l'installazione obbligatoria da ordinare separatamente. Precabato con connettori rapidi H₂O Stop presa/spina inclusi. ACT (Anti Corrosion Treatment) a richiesta.

High-power LED source included and rear lenses. 1-10V or DALI on-off and dimmable 220-240V power supply. Compulsory installation box to be ordered separately. Pre-wired with H₂O Stop quick connectors, plug/socket included. ACT (Anti-Corrosion Treatment) upon request.

Optic Spot 16°

Power Led: 17W - LED 1863 lm ≠ OUTPUT 1368 lm - 2200K/CRI 80 / 17W - LED 1932 lm ≠ OUTPUT 1419 lm - 2700K/CRI 80 / 17W - LED 2070 lm ≠ OUTPUT 1520 lm - 3000K/CRI 80 / 17W - LED 2139 lm ≠ OUTPUT 1571 lm - 4000K/CRI 80

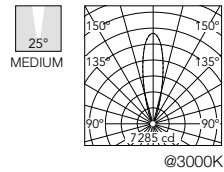
2200K	2700K	3000K	4000K
Non Dimmable	Non Dimmable	Non Dimmable	Non Dimmable
● F017F1AA006	● F017F2AA006	● F017F3AA006	● F017F4AA006
● F017F1AA033	● F017F2AA033	● F017F3AA033	● F017F4AA033
1-10V	1-10V	1-10V	1-10V
● F017F1AB006	● F017F2AB006	● F017F3AB006	● F017F4AB006
● F017F1AB033	● F017F2AB033	● F017F3AB033	● F017F4AB033
Dali	Dali	Dali	Dali
● F017F1AD006	● F017F2AD006	● F017F3AD006	● F017F4AD006
● F017F1AD033	● F017F2AD033	● F017F3AD033	● F017F4AD033



Optic Medium 25°

Power Led: 17W - LED 1863 lm ≠ OUTPUT 1473 lm - 2200K/CRI 80 / 17W - LED 1932 lm ≠ OUTPUT 1527 lm - 2700K/CRI 80 / 17W - LED 2070 lm ≠ OUTPUT 1636 lm - 3000K/CRI 80 / 17W - LED 2139 lm ≠ OUTPUT 1691 lm - 4000K/CRI 80

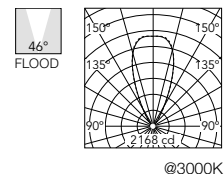
2200K	2700K	3000K	4000K
Non Dimmable	Non Dimmable	Non Dimmable	Non Dimmable
● F017F1BA006	● F017F2BA006	● F017F3BA006	● F017F4BA006
● F017F1BA033	● F017F2BA033	● F017F3BA033	● F017F4BA033
1-10V	1-10V	1-10V	1-10V
● F017F1BB006	● F017F2BB006	● F017F3BB006	● F017F4BB006
● F017F1BB033	● F017F2BB033	● F017F3BB033	● F017F4BB033
Dali	Dali	Dali	Dali
● F017F1BD006	● F017F2BD006	● F017F3BD006	● F017F4BD006
● F017F1BD033	● F017F2BD033	● F017F3BD033	● F017F4BD033



Optic Flood 46°

Power Led: 17W - LED 1863 lm ≠ OUTPUT 1283 lm - 2200K/CRI 80 / 17W - LED 1932 lm ≠ OUTPUT 1330 lm - 2700K/CRI 80 / 17W - LED 2070 lm ≠ OUTPUT 1425 lm - 3000K/CRI 80 / 17W - LED 2139 lm ≠ OUTPUT 1473 lm - 4000K/CRI 80

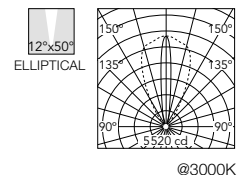
2200K	2700K	3000K	4000K
Non Dimmable	Non Dimmable	Non Dimmable	Non Dimmable
● F017F1CA006	● F017F2CA006	● F017F3CA006	● F017F4CA006
● F017F1CA033	● F017F2CA033	● F017F3CA033	● F017F4CA033
1-10V	1-10V	1-10V	1-10V
● F017F1CB006	● F017F2CB006	● F017F3CB006	● F017F4CB006
● F017F1CB033	● F017F2CB033	● F017F3CB033	● F017F4CB033
Dali	Dali	Dali	Dali
● F017F1CD006	● F017F2CD006	● F017F3CD006	● F017F4CD006
● F017F1CD033	● F017F2CD033	● F017F3CD033	● F017F4CD033

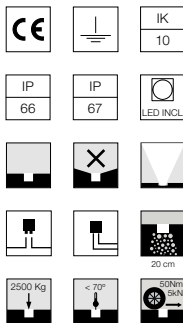
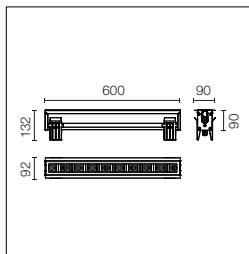


Optic Elliptical 12° x 50°

Power Led: 17W - LED 1863 lm ≠ OUTPUT 1286 lm - 2200K/CRI 80 / 17W - LED 1932 lm ≠ OUTPUT 1334 lm - 2700K/CRI 80 / 17W - LED 2070 lm ≠ OUTPUT 1429 lm - 3000K/CRI 80 / 17W - LED 2139 lm ≠ OUTPUT 1477 lm - 4000K/CRI 80

2200K	2700K	3000K	4000K
Non Dimmable	Non Dimmable	Non Dimmable	Non Dimmable
● F017F1DA006	● F017F2DA006	● F017F3DA006	● F017F4DA006
● F017F1DA033	● F017F2DA033	● F017F3DA033	● F017F4DA033
1-10V	1-10V	1-10V	1-10V
● F017F1DB006	● F017F2DB006	● F017F3DB006	● F017F4DB006
● F017F1DB033	● F017F2DB033	● F017F3DB033	● F017F4DB033
Dali	Dali	Dali	Dali
● F017F1DD006	● F017F2DD006	● F017F3DD006	● F017F4DD006
● F017F1DD033	● F017F2DD033	● F017F3DD033	● F017F4DD033





Sorgente high power LED inclusa e ottiche arretrate equipaggiate con griglia frangiluce antiabbagliamento. Alimentazione elettrica 220-240V on off e dimmerabile 1-10V e dali.
Cassaforma per l'installazione obbligatoria da ordinare separatamente.
Precabato con connettori rapidi H₂O Stop presa/spina inclusi.
ACT (Anti Corrosion Treatment) a richiesta.

High-power LED source included and rear lenses equipped with anti-glare diffuser grille. 1-10V or DALI on-off and dimmable 220-240V power supply.
Compulsory installation box to be ordered separately.
Pre-wired with H₂O Stop quick connectors, plug/socket included.
ACT (Anti-Corrosion Treatment) upon request.

Optic Spot 16°

Power Led: 17W - LED 1863 lm ≠ OUTPUT 1003 lm - 2200K/CRI 80 / 17W - LED 1932 lm ≠ OUTPUT 1040 lm - 2700K/CRI 80 / 17W - LED 2070 lm ≠ OUTPUT 1115 lm - 3000K/CRI 80 / 17W - LED 2139 lm ≠ OUTPUT 1152 lm - 4000K/CRI 80

2200K	2700K	3000K	4000K																					
Non Dimmable	Non Dimmable	Non Dimmable	Non Dimmable																					
● F017F1HA006	● F017F2HA006	● F017F3HA006	● F017F4HA006																					
● F017F1HA033	● F017F2HA033	● F017F3HA033	● F017F4HA033	<table border="1"> <thead> <tr> <th>Beam Angle:</th> <th>16°</th> </tr> <tr> <th>h(m)</th> <th>E(lx)</th> <th>D(m)</th> </tr> </thead> <tbody> <tr> <td>1</td> <td>9052</td> <td>0.28</td> </tr> <tr> <td>2</td> <td>2263</td> <td>0.56</td> </tr> <tr> <td>3</td> <td>1006</td> <td>0.83</td> </tr> <tr> <td>4</td> <td>566</td> <td>1.11</td> </tr> <tr> <td>5</td> <td>362</td> <td>1.39</td> </tr> </tbody> </table>	Beam Angle:	16°	h(m)	E(lx)	D(m)	1	9052	0.28	2	2263	0.56	3	1006	0.83	4	566	1.11	5	362	1.39
Beam Angle:	16°																							
h(m)	E(lx)	D(m)																						
1	9052	0.28																						
2	2263	0.56																						
3	1006	0.83																						
4	566	1.11																						
5	362	1.39																						
1-10V	1-10V	1-10V	1-10V																					
● F017F1HB006	● F017F2HB006	● F017F3HB006	● F017F4HB006																					
● F017F1HB033	● F017F2HB033	● F017F3HB033	● F017F4HB033																					
Dali	Dali	Dali	Dali																					
● F017F1HD006	● F017F2HD006	● F017F3HD006	● F017F4HD006																					
● F017F1HD033	● F017F2HD033	● F017F3HD033	● F017F4HD033																					

Optic Medium 25°

Power Led: 17W - LED 1863 lm ≠ OUTPUT 1063 lm - 2200K/CRI 80 / 17W - LED 1932 lm ≠ OUTPUT 1102 lm - 2700K/CRI 80 / 17W - LED 2070 lm ≠ OUTPUT 1181 lm - 3000K/CRI 80 / 17W - LED 2139 lm ≠ OUTPUT 1220 lm - 4000K/CRI 80

2200K	2700K	3000K	4000K																					
Non Dimmable	Non Dimmable	Non Dimmable	Non Dimmable																					
● F017F1JA006	● F017F2JA006	● F017F3JA006	● F017F4JA006																					
● F017F1JA033	● F017F2JA033	● F017F3JA033	● F017F4JA033	<table border="1"> <thead> <tr> <th>Beam Angle:</th> <th>25°</th> </tr> <tr> <th>h(m)</th> <th>E(lx)</th> <th>D(m)</th> </tr> </thead> <tbody> <tr> <td>1</td> <td>6129</td> <td>0.44</td> </tr> <tr> <td>2</td> <td>1532</td> <td>0.87</td> </tr> <tr> <td>3</td> <td>681</td> <td>1.31</td> </tr> <tr> <td>4</td> <td>383</td> <td>1.74</td> </tr> <tr> <td>5</td> <td>245</td> <td>2.18</td> </tr> </tbody> </table>	Beam Angle:	25°	h(m)	E(lx)	D(m)	1	6129	0.44	2	1532	0.87	3	681	1.31	4	383	1.74	5	245	2.18
Beam Angle:	25°																							
h(m)	E(lx)	D(m)																						
1	6129	0.44																						
2	1532	0.87																						
3	681	1.31																						
4	383	1.74																						
5	245	2.18																						
1-10V	1-10V	1-10V	1-10V																					
● F017F1JB006	● F017F2JB006	● F017F3JB006	● F017F4JB006																					
● F017F1JB033	● F017F2JB033	● F017F3JB033	● F017F4JB033																					
Dali	Dali	Dali	Dali																					
● F017F1JD006	● F017F2JD006	● F017F3JD006	● F017F4JD006																					
● F017F1JD033	● F017F2JD033	● F017F3JD033	● F017F4JD033																					

Optic Flood 39°

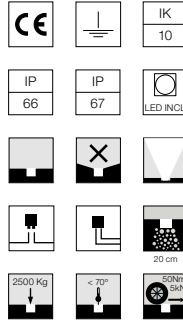
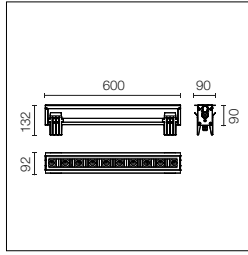
Power Led: 17W - LED 1863 lm ≠ OUTPUT 820 lm - 2200K/CRI 80 / 17W - LED 1932 lm ≠ OUTPUT 850 lm - 2700K/CRI 80 / 17W - LED 2070 lm ≠ OUTPUT 911 lm - 3000K/CRI 80 / 17W - LED 2139 lm ≠ OUTPUT 944 lm - 4000K/CRI 80

2200K	2700K	3000K	4000K																					
Non Dimmable	Non Dimmable	Non Dimmable	Non Dimmable																					
● F017F1KA006	● F017F2KA006	● F017F3KA006	● F017F4KA006																					
● F017F1KA033	● F017F2KA033	● F017F3KA033	● F017F4KA033	<table border="1"> <thead> <tr> <th>Beam Angle:</th> <th>39°</th> </tr> <tr> <th>h(m)</th> <th>E(lx)</th> <th>D(m)</th> </tr> </thead> <tbody> <tr> <td>1</td> <td>1832</td> <td>0.71</td> </tr> <tr> <td>2</td> <td>458</td> <td>1.43</td> </tr> <tr> <td>3</td> <td>204</td> <td>2.14</td> </tr> <tr> <td>4</td> <td>115</td> <td>2.86</td> </tr> <tr> <td>5</td> <td>73</td> <td>3.57</td> </tr> </tbody> </table>	Beam Angle:	39°	h(m)	E(lx)	D(m)	1	1832	0.71	2	458	1.43	3	204	2.14	4	115	2.86	5	73	3.57
Beam Angle:	39°																							
h(m)	E(lx)	D(m)																						
1	1832	0.71																						
2	458	1.43																						
3	204	2.14																						
4	115	2.86																						
5	73	3.57																						
1-10V	1-10V	1-10V	1-10V																					
● F017F1KB006	● F017F2KB006	● F017F3KB006	● F017F4KB006																					
● F017F1KB033	● F017F2KB033	● F017F3KB033	● F017F4KB033																					
Dali	Dali	Dali	Dali																					
● F017F1KD006	● F017F2KD006	● F017F3KD006	● F017F4KD006																					
● F017F1KD033	● F017F2KD033	● F017F3KD033	● F017F4KD033																					

Optic Elliptical 13° x 40°

Power Led: 17W - LED 1863 lm ≠ OUTPUT 820 lm - 2200K/CRI 80 / 17W - LED 1932 lm ≠ OUTPUT 850 lm - 2700K/CRI 80 / 17W - LED 2070 lm ≠ OUTPUT 911 lm - 3000K/CRI 80 / 17W - LED 2139 lm ≠ OUTPUT 941 lm - 4000K/CRI 80

2200K	2700K	3000K	4000K																					
Non Dimmable	Non Dimmable	Non Dimmable	Non Dimmable																					
● F017F1LA006	● F017F2LA006	● F017F3LA006	● F017F4LA006																					
● F017F1LA033	● F017F2LA033	● F017F3LA033	● F017F4LA033	<table border="1"> <thead> <tr> <th>Beam Angle:</th> <th>13°</th> </tr> <tr> <th>h(m)</th> <th>E(lx)</th> <th>D(m)</th> </tr> </thead> <tbody> <tr> <td>1</td> <td>4686</td> <td>0.22</td> </tr> <tr> <td>2</td> <td>1172</td> <td>0.44</td> </tr> <tr> <td>3</td> <td>521</td> <td>0.67</td> </tr> <tr> <td>4</td> <td>293</td> <td>0.89</td> </tr> <tr> <td>5</td> <td>187</td> <td>1.11</td> </tr> </tbody> </table>	Beam Angle:	13°	h(m)	E(lx)	D(m)	1	4686	0.22	2	1172	0.44	3	521	0.67	4	293	0.89	5	187	1.11
Beam Angle:	13°																							
h(m)	E(lx)	D(m)																						
1	4686	0.22																						
2	1172	0.44																						
3	521	0.67																						
4	293	0.89																						
5	187	1.11																						
1-10V	1-10V	1-10V	1-10V																					
● F017F1LB006	● F017F2LB006	● F017F3LB006	● F017F4LB006																					
● F017F1LB033	● F017F2LB033	● F017F3LB033	● F017F4LB033																					
Dali	Dali	Dali	Dali																					
● F017F1LD006	● F017F2LD006	● F017F3LD006	● F017F4LD006																					
● F017F1LD033	● F017F2LD033	● F017F3LD033	● F017F4LD033																					



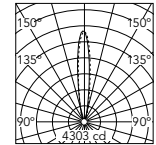
Sorgente high power LED inclusa e ottiche arretrate equipaggiate con griglia frangiluce asimmetrica antiabbagliamento. Alimentazione elettrica 220-240V on off e dimmerabile 1-10V e dali.
Cassaforma per l'installazione obbligatoria da ordinare separatamente.
Precabato con connettori rapidi H₂O Stop presa/spina inclusi.
ACT (Anti Corrosion Treatment) a richiesta.

High-power LED source included and rear lenses equipped with anti-glare asymmetrical diffuser grille. 1-10V or DALI on-off and dimmable 220-240V power supply.
Compulsory installation box to be ordered separately.
Pre-wired with H₂O Stop quick connectors, plug/socket included.
ACT (Anti-Corrosion Treatment) upon request.

Optic Spot 15°

Power Led: 17W - LED 1863 lm ≠ OUTPUT 477 lm - 2200K/CRI 80 / 17W - LED 1932 lm ≠ OUTPUT 495 lm - 2700K/CRI 80 / 17W - LED 2070 lm ≠ OUTPUT 530 lm - 3000K/CRI 80 / 17W - LED 2139 lm ≠ OUTPUT 548 lm - 4000K/CRI 80

2200K	2700K	3000K	4000K
Non Dimmable	Non Dimmable	Non Dimmable	Non Dimmable
● F017F1QA006	● F017F2QA006	● F017F3QA006	● F017F4QA006
● F017F1QA033	● F017F2QA033	● F017F3QA033	● F017F4QA033
1-10V	1-10V	1-10V	1-10V
● F017F1QB006	● F017F2QB006	● F017F3QB006	● F017F4QB006
● F017F1QB033	● F017F2QB033	● F017F3QB033	● F017F4QB033
Dali	Dali	Dali	Dali
● F017F1QD006	● F017F2QD006	● F017F3QD006	● F017F4QD006
● F017F1QD033	● F017F2QD033	● F017F3QD033	● F017F4QD033



Beam Angle: 15°

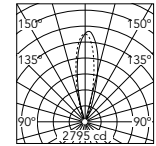
h(m)	E(ft)	D(m)
1	4300	0.25
2	1075	0.51
3	478	0.76
4	269	1.02
5	172	1.27

@3000K

Optic Medium 25°

Power Led: 17W - LED 1863 lm ≠ OUTPUT 505 lm - 2200K/CRI 80 / 17W - LED 1932 lm ≠ OUTPUT 523 lm - 2700K/CRI 80 / 17W - LED 2070 lm ≠ OUTPUT 561 lm - 3000K/CRI 80 / 17W - LED 2139 lm ≠ OUTPUT 579 lm - 4000K/CRI 80

2200K	2700K	3000K	4000K
Non Dimmable	Non Dimmable	Non Dimmable	Non Dimmable
● F017F1RA006	● F017F2RA006	● F017F3RA006	● F017F4RA006
● F017F1RA033	● F017F2RA033	● F017F3RA033	● F017F4RA033
1-10V	1-10V	1-10V	1-10V
● F017F1RB006	● F017F2RB006	● F017F3RB006	● F017F4RB006
● F017F1RB033	● F017F2RB033	● F017F3RB033	● F017F4RB033
Dali	Dali	Dali	Dali
● F017F1RD006	● F017F2RD006	● F017F3RD006	● F017F4RD006
● F017F1RD033	● F017F2RD033	● F017F3RD033	● F017F4RD033



Beam Angle: 25°

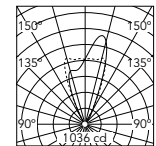
h(m)	E(ft)	D(m)
1	2790	0.45
2	698	0.89
3	310	1.34
4	174	1.78
5	112	2.23

@3000K

Optic Flood 42°

Power Led: 17W - LED 1863 lm ≠ OUTPUT 404 lm - 2200K/CRI 80 / 17W - LED 1932 lm ≠ OUTPUT 419 lm - 2700K/CRI 80 / 17W - LED 2070 lm ≠ OUTPUT 449 lm - 3000K/CRI 80 / 17W - LED 2139 lm ≠ OUTPUT 464 lm - 4000K/CRI 80

2200K	2700K	3000K	4000K
Non Dimmable	Non Dimmable	Non Dimmable	Non Dimmable
● F017F1SA006	● F017F2SA006	● F017F3SA006	● F017F4SA006
● F017F1SA033	● F017F2SA033	● F017F3SA033	● F017F4SA033
1-10V	1-10V	1-10V	1-10V
● F017F1SB006	● F017F2SB006	● F017F3SB006	● F017F4SB006
● F017F1SB033	● F017F2SB033	● F017F3SB033	● F017F4SB033
Dali	Dali	Dali	Dali
● F017F1SD006	● F017F2SD006	● F017F3SD006	● F017F4SD006
● F017F1SD033	● F017F2SD033	● F017F3SD033	● F017F4SD033



Beam Angle: 42°

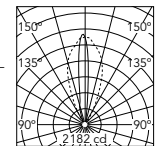
h(m)	E(ft)	D(m)
1	983	0.76
2	246	1.51
3	109	2.27
4	61	3.03
5	39	3.78

@3000K

Optic Elliptical 12° x 40°

Power Led: 17W - LED 1863 lm ≠ OUTPUT 387 lm - 2200K/CRI 80 / 17W - LED 1932 lm ≠ OUTPUT 401 lm - 2700K/CRI 80 / 17W - LED 2070 lm ≠ OUTPUT 430 lm - 3000K/CRI 80 / 17W - LED 2139 lm ≠ OUTPUT 444 lm - 4000K/CRI 80

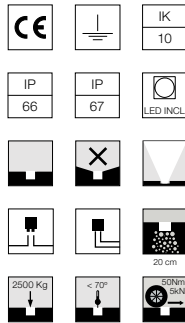
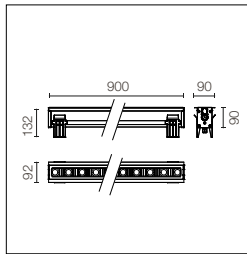
2200K	2700K	3000K	4000K
Non Dimmable	Non Dimmable	Non Dimmable	Non Dimmable
● F017F1TA006	● F017F2TA006	● F017F3TA006	● F017F4TA006
● F017F1TA033	● F017F2TA033	● F017F3TA033	● F017F4TA033
1-10V	1-10V	1-10V	1-10V
● F017F1TB006	● F017F2TB006	● F017F3TB006	● F017F4TB006
● F017F1TB033	● F017F2TB033	● F017F3TB033	● F017F4TB033
Dali	Dali	Dali	Dali
● F017F1TD006	● F017F2TD006	● F017F3TD006	● F017F4TD006
● F017F1TD033	● F017F2TD033	● F017F3TD033	● F017F4TD033



Beam Angle: 12°

h(m)	E(ft)	D(m)
1	2181	0.21
2	545	0.42
3	242	0.62
4	136	0.83
5	87	1.04

@3000K



Sorgente high power LED inclusa e ottiche arretrate. Alimentazione elettrica 220-240V on off e dimmerabile 1-10V e dali. Cassaforma per l'installazione obbligatoria da ordinare separatamente. Precabato con connettori rapidi H₂O Stop presa/spina inclusi. ACT (Anti Corrosion Treatment) a richiesta.

High-power LED source included and rear lenses. 1-10V or DALI on-off and dimmable 220-240V power supply. Compulsory installation box to be ordered separately. Pre-wired with H₂O Stop quick connectors, plug/socket included. ACT (Anti-Corrosion Treatment) upon request.

Optic Spot 16°

Power Led: 26W - LED 2795 lm ≠ OUTPUT 2052 lm - 2200K/CRI 80 / 26W - LED 2898 lm ≠ OUTPUT 2128 lm - 2700K/CRI 80 / 26W - LED 3105 lm ≠ OUTPUT 2454 lm - 3000K/CRI 80 / 26W - LED 3209 lm ≠ OUTPUT 2536 lm - 4000K/CRI 80

2200K

- Non Dimmable
- F017G1AA006
- F017G1AA033
- 1-10V
- F017G1AB006
- F017G1AB033
- Dali
- F017G1AD006
- F017G1AD033

2700K

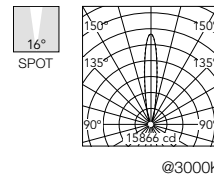
- Non Dimmable
- F017G2AA006
- F017G2AA033
- 1-10V
- F017G2AB006
- F017G2AB033
- Dali
- F017G2AD006
- F017G2AD033

3000K

- Non Dimmable
- F017G3AA006
- F017G3AA033
- 1-10V
- F017G3AB006
- F017G3AB033
- Dali
- F017G3AD006
- F017G3AD033

4000K

- Non Dimmable
- F017G4AA006
- F017G4AA033
- 1-10V
- F017G4AB006
- F017G4AB033
- Dali
- F017G4AD006
- F017G4AD033



Optic Medium 25°

Power Led: 26W - LED 2795 lm ≠ OUTPUT 2209 lm - 2200K/CRI 80 / 26W - LED 2898 lm ≠ OUTPUT 2291 lm - 2700K/CRI 80 / 26W - LED 3105 lm ≠ OUTPUT 2280 lm - 3000K/CRI 80 / 26W - LED 3209 lm ≠ OUTPUT 2536 lm - 4000K/CRI 80

2200K

- Non Dimmable
- F017G1BA006
- F017G1BA033
- 1-10V
- F017G1BB006
- F017G1BB033
- Dali
- F017G1BD006
- F017G1BD033

2700K

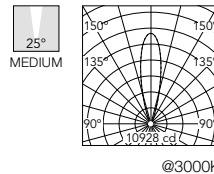
- Non Dimmable
- F017G2BA006
- F017G2BA033
- 1-10V
- F017G2BB006
- F017G2BB033
- Dali
- F017G2BD006
- F017G2BD033

3000K

- Non Dimmable
- F017G3BA006
- F017G3BA033
- 1-10V
- F017G3BB006
- F017G3BB033
- Dali
- F017G3BD006
- F017G3BD033

4000K

- Non Dimmable
- F017G4BA006
- F017G4BA033
- 1-10V
- F017G4BB006
- F017G4BB033
- Dali
- F017G4BD006
- F017G4BD033



Optic Flood 46°

Power Led: 26W - LED 2795 lm ≠ OUTPUT 1924 lm - 2200K/CRI 80 / 26W - LED 2898 lm ≠ OUTPUT 1995 lm - 2700K/CRI 80 / 26W - LED 3105 lm ≠ OUTPUT 2138 lm - 3000K/CRI 80 / 26W - LED 3209 lm ≠ OUTPUT 2209 lm - 4000K/CRI 80

2200K

- Non Dimmable
- F017G1CA006
- F017G1CA033
- 1-10V
- F017G1CB006
- F017G1CB033
- Dali
- F017G1CD006
- F017G1CD033

2700K

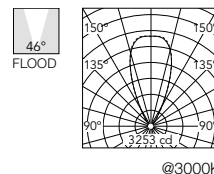
- Non Dimmable
- F017G2CA006
- F017G2CA033
- 1-10V
- F017G2CB006
- F017G2CB033
- Dali
- F017G2CD006
- F017G2CD033

3000K

- Non Dimmable
- F017G3CA006
- F017G3CA033
- 1-10V
- F017G3CB006
- F017G3CB033
- Dali
- F017G3CD006
- F017G3CD033

4000K

- Non Dimmable
- F017G4CA006
- F017G4CA033
- 1-10V
- F017G4CB006
- F017G4CB033
- Dali
- F017G4CD006
- F017G4CD033



Optic Elliptical 12° x 50°

Power Led: 26W - LED 2795 lm ≠ OUTPUT 1929 lm - 2200K/CRI 80 / 26W - LED 2898 lm ≠ OUTPUT 2001 lm - 2700K/CRI 80 / 26W - LED 3105 lm ≠ OUTPUT 2144 lm - 3000K/CRI 80 / 26W - LED 3209 lm ≠ OUTPUT 2215 lm - 4000K/CRI 80

2200K

- Non Dimmable
- F017G1DA006
- F017G1DA033
- 1-10V
- F017G1DB006
- F017G1DB033
- Dali
- F017G1DD006
- F017G1DD033

2700K

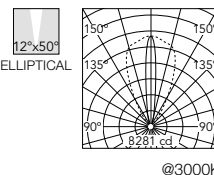
- Non Dimmable
- F017G2DA006
- F017G2DA033
- 1-10V
- F017G2DB006
- F017G2DB033
- Dali
- F017G2DD006
- F017G2DD033

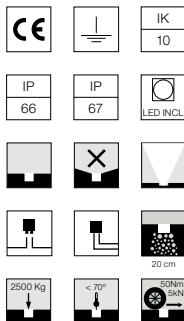
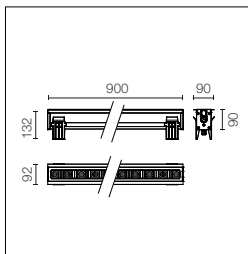
3000K

- Non Dimmable
- F017G3DA006
- F017G3DA033
- 1-10V
- F017G3DB006
- F017G3DB033
- Dali
- F017G3DD006
- F017G3DD033

4000K

- Non Dimmable
- F017G4DA006
- F017G4DA033
- 1-10V
- F017G4DB006
- F017G4DB033
- Dali
- F017G4DD006
- F017G4DD033





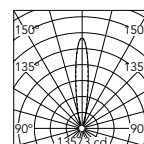
Sorgente high power LED inclusa e ottiche arretrate equipaggiate con griglia frangiluce antiabbagliamento. Alimentazione elettrica 220-240V on off e dimmerabile 1-10V e dali.
Cassaforma per l'installazione obbligatoria da ordinare separatamente.
Precabato con connettori rapidi H₂O Stop presa/spina inclusi. ACT (Anti Corrosion Treatment) a richiesta.

High-power LED source included and rear lenses equipped with anti-glare diffuser grille. 1-10V or DALI on-off and dimmable 220-240V power supply.
Compulsory installation box to be ordered separately.
Pre-wired with H₂O Stop quick connectors, plug/socket included. ACT (Anti-Corrosion Treatment) upon request.

Optic Spot 16°

Power Led: 26W - LED 2795 lm ≠ OUTPUT 1505 lm - 2200K/CRI 80 / 26W - LED 2898 lm ≠ OUTPUT 1560 lm - 2700K/CRI 80 / 26W - LED 3105 lm ≠ OUTPUT 1672 lm - 3000K/CRI 80 / 26W - LED 3209 lm ≠ OUTPUT 1728 lm - 4000K/CRI 80

2200K	2700K	3000K	4000K
Non Dimmable	Non Dimmable	Non Dimmable	Non Dimmable
● F017G1HA006	● F017G2HA006	● F017G3HA006	● F017G4HA006
● F017G1HA033	● F017G2HA033	● F017G3HA033	● F017G4HA033
1-10V	1-10V	1-10V	1-10V
● F017G1HB006	● F017G2HB006	● F017G3HB006	● F017G4HB006
● F017G1HB033	● F017G2HB033	● F017G3HB033	● F017G4HB033
Dali	Dali	Dali	Dali
● F017G1HD006	● F017G2HD006	● F017G3HD006	● F017G4HD006
● F017G1HD033	● F017G2HD033	● F017G3HD033	● F017G4HD033



Beam Angle: 16°

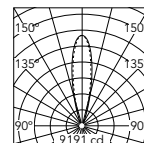
h(m)	E(lx)	D(m)
1	13573	0.28
2	3393	0.56
3	1508	0.83
4	848	1.11
5	543	1.39

@3000K

Optic Medium 25°

Power Led: 26W - LED 2795 lm ≠ OUTPUT 1594 lm - 2200K/CRI 80 / 26W - LED 2898 lm ≠ OUTPUT 1653 lm - 2700K/CRI 80 / 26W - LED 3105 lm ≠ OUTPUT 1771 lm - 3000K/CRI 80 / 26W - LED 3209 lm ≠ OUTPUT 1830 lm - 4000K/CRI 80

2200K	2700K	3000K	4000K
Non Dimmable	Non Dimmable	Non Dimmable	Non Dimmable
● F017G1JA006	● F017G2JA006	● F017G3JA006	● F017G4JA006
● F017G1JA033	● F017G2JA033	● F017G3JA033	● F017G4JA033
1-10V	1-10V	1-10V	1-10V
● F017G1JB006	● F017G2JB006	● F017G3JB006	● F017G4JB006
● F017G1JB033	● F017G2JB033	● F017G3JB033	● F017G4JB033
Dali	Dali	Dali	Dali
● F017G1JD006	● F017G2JD006	● F017G3JD006	● F017G4JD006
● F017G1JD033	● F017G2JD033	● F017G3JD033	● F017G4JD033



Beam Angle: 25°

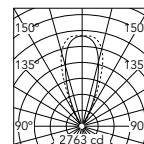
h(m)	E(lx)	D(m)
1	9191	0.44
2	2298	0.87
3	1021	1.31
4	574	1.74
5	368	2.18

@3000K

Optic Flood 39°

Power Led: 26W - LED 2795 lm ≠ OUTPUT 1233 lm - 2200K/CRI 80 / 26W - LED 2898 lm ≠ OUTPUT 1278 lm - 2700K/CRI 80 / 26W - LED 3105 lm ≠ OUTPUT 1370 lm - 3000K/CRI 80 / 26W - LED 3209 lm ≠ OUTPUT 1415 lm - 4000K/CRI 80

2200K	2700K	3000K	4000K
Non Dimmable	Non Dimmable	Non Dimmable	Non Dimmable
● F017G1KA006	● F017G2KA006	● F017G3KA006	● F017G4KA006
● F017G1KA033	● F017G2KA033	● F017G3KA033	● F017G4KA033
1-10V	1-10V	1-10V	1-10V
● F017G1KB006	● F017G2KB006	● F017G3KB006	● F017G4KB006
● F017G1KB033	● F017G2KB033	● F017G3KB033	● F017G4KB033
Dali	Dali	Dali	Dali
● F017G1KD006	● F017G2KD006	● F017G3KD006	● F017G4KD006
● F017G1KD033	● F017G2KD033	● F017G3KD033	● F017G4KD033



Beam Angle: 39°

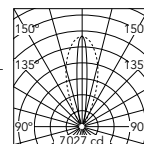
h(m)	E(lx)	D(m)
1	2755	0.71
2	689	1.43
3	306	2.14
4	172	2.86
5	110	3.57

@3000K

Optic Elliptical 13° x 40°

Power Led: 26W - LED 2795 lm ≠ OUTPUT 1229 lm - 2200K/CRI 80 / 26W - LED 2898 lm ≠ OUTPUT 1275 lm - 2700K/CRI 80 / 26W - LED 3105 lm ≠ OUTPUT 1366 lm - 3000K/CRI 80 / 26W - LED 3209 lm ≠ OUTPUT 1411 lm - 4000K/CRI 80

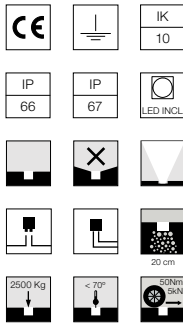
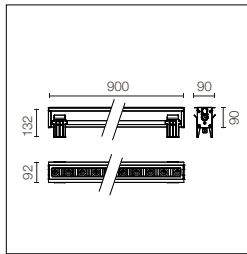
2200K	2700K	3000K	4000K
Non Dimmable	Non Dimmable	Non Dimmable	Non Dimmable
● F017G1LA006	● F017G2LA006	● F017G3LA006	● F017G4LA006
● F017G1LA033	● F017G2LA033	● F017G3LA033	● F017G4LA033
1-10V	1-10V	1-10V	1-10V
● F017G1LB006	● F017G2LB006	● F017G3LB006	● F017G4LB006
● F017G1LB033	● F017G2LB033	● F017G3LB033	● F017G4LB033
Dali	Dali	Dali	Dali
● F017G1LD006	● F017G2LD006	● F017G3LD006	● F017G4LD006
● F017G1LD033	● F017G2LD033	● F017G3LD033	● F017G4LD033



Beam Angle: 13°

h(m)	E(lx)	D(m)
1	7027	0.22
2	1757	0.44
3	781	0.67
4	439	0.89
5	281	1.11

@3000K



Sorgente high power LED inclusa e ottiche arretrate equipaggiate con griglia frangiluce asimmetrica antiabbagliamento. Alimentazione elettrica 220-240V on off e dimmerabile 1-10V e dali.
Cassaforma per l'installazione obbligatoria da ordinare separatamente.
Precabato con connettori rapidi H₂O Stop presa/spina inclusi. ACT (Anti Corrosion Treatment) a richiesta.

High-power LED source included and rear lenses equipped with anti-glare asymmetrical diffuser grille. 1-10V or DALI on-off and dimmable 220-240V power supply. Compulsory installation box to be ordered separately. Pre-wired with H₂O Stop quick connectors, plug/socket included. ACT (Anti-Corrosion Treatment) upon request.

Optic Spot 15°

Power Led: 26W - LED 2795 lm ≠ OUTPUT 715 lm - 2200K/CRI 80 / 26W - LED 2898 lm ≠ OUTPUT 742 lm - 2700K/CRI 80 / 26W - LED 3105 lm ≠ OUTPUT 795 lm - 3000K/CRI 80 / 26W - LED 3209 lm ≠ OUTPUT 821 lm - 4000K/CRI 80

2200K

- Non Dimmable
- F017G1QA006
- F017G1QA033
- 1-10V
- F017G1QB006
- F017G1QB033
- Dali
- F017G1QD006
- F017G1QD033

2700K

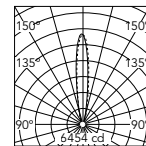
- Non Dimmable
- F017G2QA006
- F017G2QA033
- 1-10V
- F017G2QB006
- F017G2QB033
- Dali
- F017G2QD006
- F017G2QD033

3000K

- Non Dimmable
- F017G3QA006
- F017G3QA033
- 1-10V
- F017G3QB006
- F017G3QB033
- Dali
- F017G3QD006
- F017G3QD033

4000K

- Non Dimmable
- F017G4QA006
- F017G4QA033
- 1-10V
- F017G4QB006
- F017G4QB033
- Dali
- F017G4QD006
- F017G4QD033



@3000K

Beam Angle: 15°	h(m)	E(lx)	D(xm)
1	6451	0.25	
2	1613	0.51	
3	717	0.76	
4	403	1.02	
5	258	1.27	

Optic Medium 25°

Power Led: 26W - LED 2795 lm ≠ OUTPUT 757 lm - 2200K/CRI 80 / 26W - LED 2898 lm ≠ OUTPUT 785 lm - 2700K/CRI 80 / 26W - LED 3105 lm ≠ OUTPUT 841 lm - 3000K/CRI 80 / 26W - LED 3209 lm ≠ OUTPUT 869 lm - 4000K/CRI 80

2200K

- Non Dimmable
- F017G1RA006
- F017G1RA033
- 1-10V
- F017G1RB006
- F017G1RB033
- Dali
- F017G1RD006
- F017G1RD033

2700K

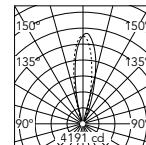
- Non Dimmable
- F017G2RA006
- F017G2RA033
- 1-10V
- F017G2RB006
- F017G2RB033
- Dali
- F017G2RD006
- F017G2RD033

3000K

- Non Dimmable
- F017G3RA006
- F017G3RA033
- 1-10V
- F017G3RB006
- F017G3RB033
- Dali
- F017G3RD006
- F017G3RD033

4000K

- Non Dimmable
- F017G4RA006
- F017G4RA033
- 1-10V
- F017G4RB006
- F017G4RB033
- Dali
- F017G4RD006
- F017G4RD033



@3000K

Beam Angle: 25°	h(m)	E(lx)	D(xm)
1	4183	0.45	
2	1046	0.89	
3	465	1.34	
4	261	1.78	
5	167	2.23	

Optic Flood 42°

Power Led: 26W - LED 2795 lm ≠ OUTPUT 606 lm - 2200K/CRI 80 / 26W - LED 2898 lm ≠ OUTPUT 628 lm - 2700K/CRI 80 / 26W - LED 3105 lm ≠ OUTPUT 673 lm - 3000K/CRI 80 / 26W - LED 3209 lm ≠ OUTPUT 696 lm - 4000K/CRI 80

2200K

- Non Dimmable
- F017G1SA006
- F017G1SA033
- 1-10V
- F017G1SB006
- F017G1SB033
- Dali
- F017G1SD006
- F017G1SD033

2700K

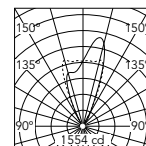
- Non Dimmable
- F017G2SA006
- F017G2SA033
- 1-10V
- F017G2SB006
- F017G2SB033
- Dali
- F017G2SD006
- F017G2SD033

3000K

- Non Dimmable
- F017G3SA006
- F017G3SA033
- 1-10V
- F017G3SB006
- F017G3SB033
- Dali
- F017G3SD006
- F017G3SD033

4000K

- Non Dimmable
- F017G4SA006
- F017G4SA033
- 1-10V
- F017G4SB006
- F017G4SB033
- Dali
- F017G4SD006
- F017G4SD033



@3000K

Beam Angle: 42°	h(m)	E(lx)	D(xm)
1	1474	0.76	
2	368	1.51	
3	164	2.27	
4	92	3.03	
5	59	3.78	

Optic Elliptical 12° x 40°

Power Led: 26W - LED 2795 lm ≠ OUTPUT 580 lm - 2200K/CRI 80 / 26W - LED 2898 lm ≠ OUTPUT 602 lm - 2700K/CRI 80 / 26W - LED 3105 lm ≠ OUTPUT 645 lm - 3000K/CRI 80 / 26W - LED 3209 lm ≠ OUTPUT 666 lm - 4000K/CRI 80

2200K

- Non Dimmable
- F017G1TA006
- F017G1TA033
- 1-10V
- F017G1TB006
- F017G1TB033
- Dali
- F017G1TD006
- F017G1TD033

2700K

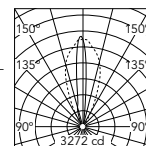
- Non Dimmable
- F017G2TA006
- F017G2TA033
- 1-10V
- F017G2TB006
- F017G2TB033
- Dali
- F017G2TD006
- F017G2TD033

3000K

- Non Dimmable
- F017G3TA006
- F017G3TA033
- 1-10V
- F017G3TB006
- F017G3TB033
- Dali
- F017G3TD006
- F017G3TD033

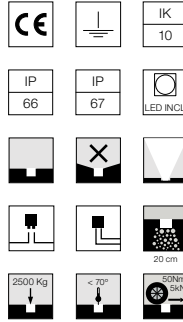
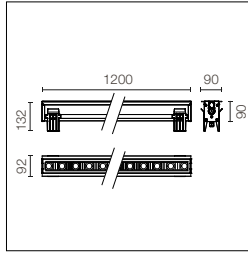
4000K

- Non Dimmable
- F017G4TA006
- F017G4TA033
- 1-10V
- F017G4TB006
- F017G4TB033
- Dali
- F017G4TD006
- F017G4TD033



@3000K

Beam Angle: 12°	h(m)	E(lx)	D(xm)
1	3271	0.21	
2	818	0.42	
3	363	0.62	
4	204	0.83	
5	131	1.04	



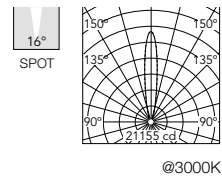
Sorgente high power LED inclusa e ottiche arretrate. Alimentazione elettrica 220-240V on off e dimmerabile 1-10V e dali. Cassaforma per l'installazione obbligatoria da ordinare separatamente. Precabfato con connettori rapidi H₂O Stop presa/spina inclusi. ACT (Anti Corrosion Treatment) a richiesta.

High-power LED source included and rear lenses. 1-10V or DALI on-off and dimmable 220-240V power supply. Compulsory installation box to be ordered separately. Pre-wired with H₂O Stop quick connectors, plug/socket included. ACT (Anti-Corrosion Treatment) upon request.

Optic Spot 16°

Power Led: 33,5W - LED 3726 lm ≠ OUTPUT 2736 lm - 2200K/CRI 80 / 33,5W - LED 3864 lm ≠ OUTPUT 2837 lm - 2700K/CRI 80 / 33,5W - LED 4140 lm ≠ OUTPUT 3040 lm - 3000K/CRI 80 / 33,5W - LED 4278 lm ≠ OUTPUT 3141 lm - 4000K/CRI 80

2200K	2700K	3000K	4000K
Non Dimmable	Non Dimmable	Non Dimmable	Non Dimmable
● F017H1AA006	● F017H2AA006	● F017H3AA006	● F017H4AA006
● F017H1AA033	● F017H2AA033	● F017H3AA033	● F017H4AA033
1-10V	1-10V	1-10V	1-10V
● F017H1AB006	● F017H2AB006	● F017H3AB006	● F017H4AB006
● F017H1AB033	● F017H2AB033	● F017H3AB033	● F017H4AB033
Dali	Dali	Dali	Dali
● F017H1AD006	● F017H2AD006	● F017H3AD006	● F017H4AD006
● F017H1AD033	● F017H2AD033	● F017H3AD033	● F017H4AD033



Beam Angle: 16°

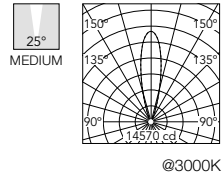
h(m)	E(lx)	D(m)
1	21155	0.27
2	5289	0.55
3	2351	0.82
4	1322	1.09
5	846	1.37

@3000K

Optic Medium 25°

Power Led: 33,5W - LED 3726 lm ≠ OUTPUT 2945 lm - 2200K/CRI 80 / 33,5W - LED 3864 lm ≠ OUTPUT 3054 lm - 2700K/CRI 80 / 33,5W - LED 4140 lm ≠ OUTPUT 3272 lm - 3000K/CRI 80 / 33,5W - LED 4278 lm ≠ OUTPUT 3381 lm - 4000K/CRI 80

2200K	2700K	3000K	4000K
Non Dimmable	Non Dimmable	Non Dimmable	Non Dimmable
● F017H1BA006	● F017H2BA006	● F017H3BA006	● F017H4BA006
● F017H1BA033	● F017H2BA033	● F017H3BA033	● F017H4BA033
1-10V	1-10V	1-10V	1-10V
● F017H1BB006	● F017H2BB006	● F017H3BB006	● F017H4BB006
● F017H1BB033	● F017H2BB033	● F017H3BB033	● F017H4BB033
Dali	Dali	Dali	Dali
● F017H1BD006	● F017H2BD006	● F017H3BD006	● F017H4BD006
● F017H1BD033	● F017H2BD033	● F017H3BD033	● F017H4BD033



Beam Angle: 25°

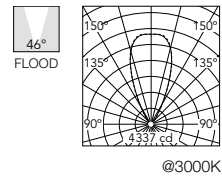
h(m)	E(lx)	D(m)
1	14570	0.44
2	3643	0.88
3	1619	1.32
4	911	1.76
5	583	2.20

@3000K

Optic Flood 46°

Power Led: 33,5W - LED 3726 lm ≠ OUTPUT 2565 lm - 2200K/CRI 80 / 33,5W - LED 3864 lm ≠ OUTPUT 2660 lm - 2700K/CRI 80 / 33,5W - LED 4140 lm ≠ OUTPUT 2850 lm - 3000K/CRI 80 / 33,5W - LED 4278 lm ≠ OUTPUT 2945 lm - 4000K/CRI 80

2200K	2700K	3000K	4000K
Non Dimmable	Non Dimmable	Non Dimmable	Non Dimmable
● F017H1CA006	● F017H2CA006	● F017H3CA006	● F017H4CA006
● F017H1CA033	● F017H2CA033	● F017H3CA033	● F017H4CA033
1-10V	1-10V	1-10V	1-10V
● F017H1CB006	● F017H2CB006	● F017H3CB006	● F017H4CB006
● F017H1CB033	● F017H2CB033	● F017H3CB033	● F017H4CB033
Dali	Dali	Dali	Dali
● F017H1CD006	● F017H2CD006	● F017H3CD006	● F017H4CD006
● F017H1CD033	● F017H2CD033	● F017H3CD033	● F017H4CD033



Beam Angle: 46°

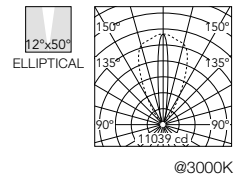
h(m)	E(lx)	D(m)
1	4316	0.85
2	1079	1.71
3	480	2.56
4	270	3.42
5	173	4.27

@3000K

Optic Elliptical 12° x 50°

Power Led: 33,5W - LED 3726 lm ≠ OUTPUT 2572 lm - 2200K/CRI 80 / 33,5W - LED 3864 lm ≠ OUTPUT 2668 lm - 2700K/CRI 80 / 33,5W - LED 4140 lm ≠ OUTPUT 2858 lm - 3000K/CRI 80 / 33,5W - LED 4278 lm ≠ OUTPUT 2953 lm - 4000K/CRI 80

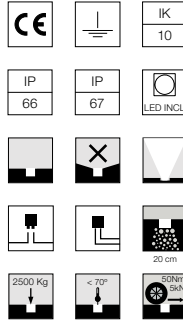
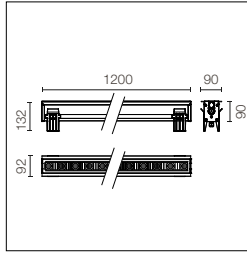
2200K	2700K	3000K	4000K
Non Dimmable	Non Dimmable	Non Dimmable	Non Dimmable
● F017H1DA006	● F017H2DA006	● F017H3DA006	● F017H4DA006
● F017H1DA033	● F017H2DA033	● F017H3DA033	● F017H4DA033
1-10V	1-10V	1-10V	1-10V
● F017H1DB006	● F017H2DB006	● F017H3DB006	● F017H4DB006
● F017H1DB033	● F017H2DB033	● F017H3DB033	● F017H4DB033
Dali	Dali	Dali	Dali
● F017H1DD006	● F017H2DD006	● F017H3DD006	● F017H4DD006
● F017H1DD033	● F017H2DD033	● F017H3DD033	● F017H4DD033



Beam Angle: 12°

h(m)	E(lx)	D(m)
1	11037	0.22
2	2759	0.44
3	1226	0.66
4	690	0.87
5	441	1.09

@3000K



Sorgente high power LED inclusa e ottiche arretrate equipaggiate con griglia frangiluce antiabbagliamento. Alimentazione elettrica 220-240V on off e dimmerabile 1-10V e dali.
Cassaforma per l'installazione obbligatoria da ordinare separatamente.
Precabato con connettori rapidi H₂O Stop presa/spina inclusi.
ACT (Anti Corrosion Treatment) a richiesta.

High-power LED source included and rear lenses equipped with anti-glare diffuser grille. 1-10V or DALI on-off and dimmable 220-240V power supply.
Compulsory installation box to be ordered separately.
Pre-wired with H₂O Stop quick connectors, plug/socket included.
ACT (Anti-Corrosion Treatment) upon request.

Optic Spot 16°

Power Led: 33,5W - LED 3726 lm ≠ OUTPUT 2006 lm - 2200K/CRI 80 / 33,5W - LED 3864 lm ≠ OUTPUT 2080 lm - 2700K/CRI 80 / 33,5W - LED 4140 lm ≠ OUTPUT 2229 lm - 3000K/CRI 80 / 33,5W - LED 4278 lm ≠ OUTPUT 2303 lm - 4000K/CRI 80

2200K

- Non Dimmable
- F017H1HA006
 - F017H1HA033
 - 1-10V
 - F017H1HB006
 - F017H1HB033
 - Dali
 - F017H1HD006
 - F017H1HD033

2700K

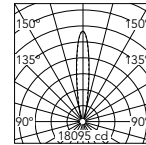
- Non Dimmable
- F017H2HA006
 - F017H2HA033
 - 1-10V
 - F017H2HB006
 - F017H2HB033
 - Dali
 - F017H2HD006
 - F017H2HD033

3000K

- Non Dimmable
- F017H3HA006
 - F017H3HA033
 - 1-10V
 - F017H3HB006
 - F017H3HB033
 - Dali
 - F017H3HD006
 - F017H3HD033

4000K

- Non Dimmable
- F017H4HA006
 - F017H4HA033
 - 1-10V
 - F017H4HB006
 - F017H4HB033
 - Dali
 - F017H4HD006
 - F017H4HD033



Beam Angle: 16°

h(m)	E(lx)	Dxm
1	18095	0.28
2	4524	0.56
3	2011	0.83
4	1131	1.11
5	724	1.39

@3000K

Optic Medium 25°

Power Led: 33,5W - LED 3726 lm ≠ OUTPUT 2125 lm - 2200K/CRI 80 / 33,5W - LED 3864 lm ≠ OUTPUT 2203 lm - 2700K/CRI 80 / 33,5W - LED 4140 lm ≠ OUTPUT 2361 lm - 3000K/CRI 80 / 33,5W - LED 4278 lm ≠ OUTPUT 2439 lm - 4000K/CRI 80

2200K

- Non Dimmable
- F017H1JA006
 - F017H1JA033
 - 1-10V
 - F017H1JB006
 - F017H1JB033
 - Dali
 - F017H1JD006
 - F017H1JD033

2700K

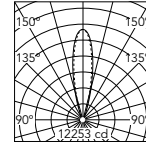
- Non Dimmable
- F017H2JA006
 - F017H2JA033
 - 1-10V
 - F017H2JB006
 - F017H2JB033
 - Dali
 - F017H2JD006
 - F017H2JD033

3000K

- Non Dimmable
- F017H3JA006
 - F017H3JA033
 - 1-10V
 - F017H3JB006
 - F017H3JB033
 - Dali
 - F017H3JD006
 - F017H3JD033

4000K

- Non Dimmable
- F017H4JA006
 - F017H4JA033
 - 1-10V
 - F017H4JB006
 - F017H4JB033
 - Dali
 - F017H4JD006
 - F017H4JD033



Beam Angle: 25°

h(m)	E(lx)	Dxm
1	12253	0.44
2	3063	0.87
3	1361	1.31
4	766	1.74
5	490	2.18

@3000K

Optic Flood 39°

Power Led: 33,5W - LED 3726 lm ≠ OUTPUT 1643 lm - 2200K/CRI 80 / 33,5W - LED 3864 lm ≠ OUTPUT 1704 lm - 2700K/CRI 80 / 33,5W - LED 4140 lm ≠ OUTPUT 1826 lm - 3000K/CRI 80 / 33,5W - LED 4278 lm ≠ OUTPUT 1887 lm - 4000K/CRI 80

2200K

- Non Dimmable
- F017H1KA006
 - F017H1KA033
 - 1-10V
 - F017H1KB006
 - F017H1KB033
 - Dali
 - F017H1KD006
 - F017H1KD033

2700K

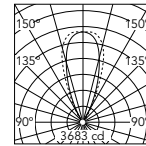
- Non Dimmable
- F017H2KA006
 - F017H2KA033
 - 1-10V
 - F017H2KB006
 - F017H2KB033
 - Dali
 - F017H2KD006
 - F017H2KD033

3000K

- Non Dimmable
- F017H3KA006
 - F017H3KA033
 - 1-10V
 - F017H3KB006
 - F017H3KB033
 - Dali
 - F017H3KD006
 - F017H3KD033

4000K

- Non Dimmable
- F017H4KA006
 - F017H4KA033
 - 1-10V
 - F017H4KB006
 - F017H4KB033
 - Dali
 - F017H4KD006
 - F017H4KD033



Beam Angle: 39°

h(m)	E(lx)	Dxm
1	3672	0.71
2	918	1.43
3	408	2.14
4	230	2.86
5	147	3.57

@3000K

Optic Elliptical 13° x 40°

Power Led: 33,5W - LED 3726 lm ≠ OUTPUT 1639 lm - 2200K/CRI 80 / 33,5W - LED 3864 lm ≠ OUTPUT 1700 lm - 2700K/CRI 80 / 33,5W - LED 4140 lm ≠ OUTPUT 1821 lm - 3000K/CRI 80 / 33,5W - LED 4278 lm ≠ OUTPUT 1882 lm - 4000K/CRI 80

2200K

- Non Dimmable
- F017H1LA006
 - F017H1LA033
 - 1-10V
 - F017H1LB006
 - F017H1LB033
 - Dali
 - F017H1LD006
 - F017H1LD033

2700K

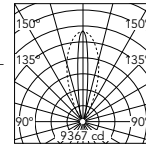
- Non Dimmable
- F017H2LA006
 - F017H2LA033
 - 1-10V
 - F017H2LB006
 - F017H2LB033
 - Dali
 - F017H2LD006
 - F017H2LD033

3000K

- Non Dimmable
- F017H3LA006
 - F017H3LA033
 - 1-10V
 - F017H3LB006
 - F017H3LB033
 - Dali
 - F017H3LD006
 - F017H3LD033

4000K

- Non Dimmable
- F017H4LA006
 - F017H4LA033
 - 1-10V
 - F017H4LB006
 - F017H4LB033
 - Dali
 - F017H4LD006
 - F017H4LD033

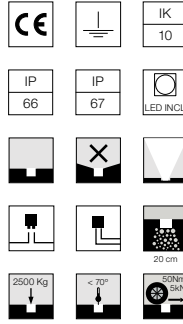
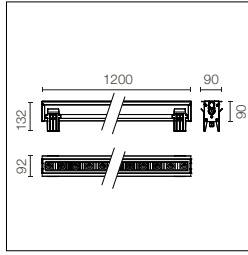


Beam Angle: 13°

h(m)	E(lx)	Dxm
1	9367	0.22
2	2342	0.44
3	1041	0.67
4	585	0.89
5	375	1.11

@3000K

Ingraze Adjustable Frame + Asymmetric Louvre L 1200



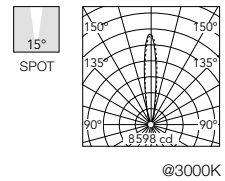
Sorgente high power LED inclusa e ottiche arretrate equipaggiate con griglia frangiluce asimmetrica antiabbagliamento. Alimentazione elettrica 220-240V on off e dimmerabile 1-10V e dali.
Cassaforma per l'installazione obbligatoria da ordinare separatamente.
Precabato con connettori rapidi H₂O Stop presa/spina inclusi.
ACT (Anti Corrosion Treatment) a richiesta.

High-power LED source included and rear lenses equipped with anti-glare asymmetrical diffuser grille. 1-10V or DALI on-off and dimmable 220-240V power supply.
Compulsory installation box to be ordered separately.
Pre-wired with H₂O Stop quick connectors, plug/socket included.
ACT (Anti-Corrosion Treatment) upon request.

Optic Spot 15°

Power Led: 33,5W - LED 3726 lm ≠ OUTPUT 954 lm - 2200K/CRI 80 / 33,5W - LED 3864 lm ≠ OUTPUT 989 lm - 2700K/CRI 80 / 33,5W - LED 4140 lm ≠ OUTPUT 1059 lm - 3000K/CRI 80 / 33,5W - LED 4278 lm ≠ OUTPUT 1095 lm - 4000K/CRI 80

2200K	2700K	3000K	4000K
Non Dimmable	Non Dimmable	Non Dimmable	Non Dimmable
● F017H1QA006	● F017H2QA006	● F017H3QA006	● F017H4QA006
● F017H1QA033	● F017H2QA033	● F017H3QA033	● F017H4QA033
1-10V	1-10V	1-10V	1-10V
● F017H1QB006	● F017H2QB006	● F017H3QB006	● F017H4QB006
● F017H1QB033	● F017H2QB033	● F017H3QB033	● F017H4QB033
Dali	Dali	Dali	Dali
● F017H1QD006	● F017H2QD006	● F017H3QD006	● F017H4QD006
● F017H1QD033	● F017H2QD033	● F017H3QD033	● F017H4QD033



Beam Angle: 15°

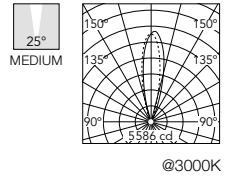
h(m)	E(lx)	D(m)
1	8593	0.25
2	2148	0.51
3	955	0.76
4	537	1.02
5	344	1.27

@3000K

Optic Medium 25°

Power Led: 33,5W - LED 3726 lm ≠ OUTPUT 1009 lm - 2200K/CRI 80 / 33,5W - LED 3864 lm ≠ OUTPUT 1046 lm - 2700K/CRI 80 / 33,5W - LED 4140 lm ≠ OUTPUT 1121 lm - 3000K/CRI 80 / 33,5W - LED 4278 lm ≠ OUTPUT 1158 lm - 4000K/CRI 80

2200K	2700K	3000K	4000K
Non Dimmable	Non Dimmable	Non Dimmable	Non Dimmable
● F017H1RA006	● F017H2RA006	● F017H3RA006	● F017H4RA006
● F017H1RA033	● F017H2RA033	● F017H3RA033	● F017H4RA033
1-10V	1-10V	1-10V	1-10V
● F017H1RB006	● F017H2RB006	● F017H3RB006	● F017H4RB006
● F017H1RB033	● F017H2RB033	● F017H3RB033	● F017H4RB033
Dali	Dali	Dali	Dali
● F017H1RD006	● F017H2RD006	● F017H3RD006	● F017H4RD006
● F017H1RD033	● F017H2RD033	● F017H3RD033	● F017H4RD033



Beam Angle: 25°

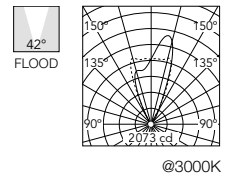
h(m)	E(lx)	D(m)
1	5576	0.45
2	1394	0.89
3	620	1.34
4	349	1.78
5	223	2.23

@3000K

Optic Flood 42°

Power Led: 33,5W - LED 3726 lm ≠ OUTPUT 808 lm - 2200K/CRI 80 / 33,5W - LED 3864 lm ≠ OUTPUT 838 lm - 2700K/CRI 80 / 33,5W - LED 4140 lm ≠ OUTPUT 898 lm - 3000K/CRI 80 / 33,5W - LED 4278 lm ≠ OUTPUT 928 lm - 4000K/CRI 80

2200K	2700K	3000K	4000K
Non Dimmable	Non Dimmable	Non Dimmable	Non Dimmable
● F017H1SA006	● F017H2SA006	● F017H3SA006	● F017H4SA006
● F017H1SA033	● F017H2SA033	● F017H3SA033	● F017H4SA033
1-10V	1-10V	1-10V	1-10V
● F017H1SB006	● F017H2SB006	● F017H3SB006	● F017H4SB006
● F017H1SB033	● F017H2SB033	● F017H3SB033	● F017H4SB033
Dali	Dali	Dali	Dali
● F017H1SD006	● F017H2SD006	● F017H3SD006	● F017H4SD006
● F017H1SD033	● F017H2SD033	● F017H3SD033	● F017H4SD033



Beam Angle: 42°

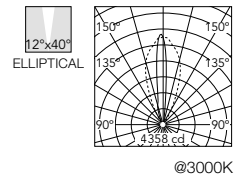
h(m)	E(lx)	D(m)
1	1967	0.76
2	492	1.51
3	219	2.27
4	123	3.03
5	79	3.78

@3000K

Optic Elliptical 12° x 40°

Power Led: 33,5W - LED 3726 lm ≠ OUTPUT 773 lm - 2200K/CRI 80 / 33,5W - LED 3864 lm ≠ OUTPUT 802 lm - 2700K/CRI 80 / 33,5W - LED 4140 lm ≠ OUTPUT 859 lm - 3000K/CRI 80 / 33,5W - LED 4278 lm ≠ OUTPUT 888 lm - 4000K/CRI 80

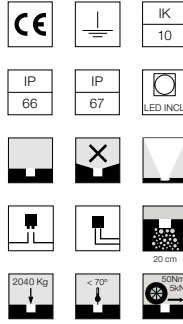
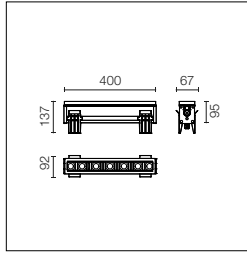
2200K	2700K	3000K	4000K
Non Dimmable	Non Dimmable	Non Dimmable	Non Dimmable
● F017H1TA006	● F017H2TA006	● F017H3TA006	● F017H4TA006
● F017H1TA033	● F017H2TA033	● F017H3TA033	● F017H4TA033
1-10V	1-10V	1-10V	1-10V
● F017H1TB006	● F017H2TB006	● F017H3TB006	● F017H4TB006
● F017H1TB033	● F017H2TB033	● F017H3TB033	● F017H4TB033
Dali	Dali	Dali	Dali
● F017H1TD006	● F017H2TD006	● F017H3TD006	● F017H4TD006
● F017H1TD033	● F017H2TD033	● F017H3TD033	● F017H4TD033



Beam Angle: 12°

h(m)	E(lx)	D(m)
1	4356	0.21
2	1089	0.42
3	484	0.62
4	272	0.83
5	174	1.04

@3000K



Sorgente high power LED inclusa e ottiche arretrate. Alimentazione elettrica 220-240V on off e dimmerabile 1-10V e dali. Cassaforma per l'installazione obbligatoria da ordinare separatamente. Precabato con connettori rapidi H₂O Stop presa/spina inclusi. ACT (Anti Corrosion Treatment) a richiesta.

High-power LED source included and rear lenses. 1-10V or DALI on-off and dimmable 220-240V power supply. Compulsory installation box to be ordered separately. Pre-wired with H₂O Stop quick connectors, plug/socket included. ACT (Anti-Corrosion Treatment) upon request.

Optic Spot 16°

Power Led: 12,5W - LED 1304 lm ≠ OUTPUT 958 lm - 2200K/CRI 80 / 12,5W - LED 1352 lm ≠ OUTPUT 993 lm - 2700K/CRI 80 / 12,5W - LED 1449 lm ≠ OUTPUT 1064 lm - 3000K/CRI 80 / 12,5W - LED 1497 lm ≠ OUTPUT 1100 lm - 4000K/CRI 80

2200K

- Non Dimmable
- F017N1AA006
- F017N1AA033
- 1-10V
- F017N1AB006
- F017N1AB033
- Dali
- F017N1AD006
- F017N1AD033

2700K

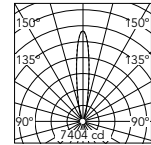
- Non Dimmable
- F017N2AA006
- F017N2AA033
- 1-10V
- F017N2AB006
- F017N2AB033
- Dali
- F017N2AD006
- F017N2AD033

3000K

- Non Dimmable
- F017N3AA006
- F017N3AA033
- 1-10V
- F017N3AB006
- F017N3AB033
- Dali
- F017N3AD006
- F017N3AD033

4000K

- Non Dimmable
- F017N4AA006
- F017N4AA033
- 1-10V
- F017N4AB006
- F017N4AB033
- Dali
- F017N4AD006
- F017N4AD033



Beam Angle: 16°			
h(m)	E(lx)	D(m)	
1	7404	0.27	
2	1851	0.55	
3	823	0.82	
4	463	1.09	
5	296	1.37	

@3000K

Optic Medium 25°

Power Led: 12,5W - LED 1304 lm ≠ OUTPUT 1031 lm - 2200K/CRI 80 / 12,5W - LED 1352 lm ≠ OUTPUT 1069 lm - 2700K/CRI 80 / 12,5W - LED 1449 lm ≠ OUTPUT 1146 lm - 3000K/CRI 80 / 12,5W - LED 1497 lm ≠ OUTPUT 1184 lm - 4000K/CRI 80

2200K

- Non Dimmable
- F017N1BA006
- F017N1BA033
- 1-10V
- F017N1BB006
- F017N1BB033
- Dali
- F017N1BD006
- F017N1BD033

2700K

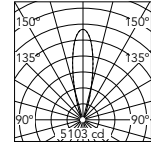
- Non Dimmable
- F017N2BA006
- F017N2BA033
- 1-10V
- F017N2BB006
- F017N2BB033
- Dali
- F017N2BD006
- F017N2BD033

3000K

- Non Dimmable
- F017N3BA006
- F017N3BA033
- 1-10V
- F017N3BB006
- F017N3BB033
- Dali
- F017N3BD006
- F017N3BD033

4000K

- Non Dimmable
- F017N4BA006
- F017N4BA033
- 1-10V
- F017N4BB006
- F017N4BB033
- Dali
- F017N4BD006
- F017N4BD033



Beam Angle: 25°			
h(m)	E(lx)	D(m)	
1	5103	0.44	
2	1276	0.88	
3	567	1.32	
4	319	1.76	
5	204	2.20	

@3000K

Optic Flood 46°

Power Led: 12,5W - LED 1304 lm ≠ OUTPUT 898 lm - 2200K/CRI 80 / 12,5W - LED 1352 lm ≠ OUTPUT 931 lm - 2700K/CRI 80 / 12,5W - LED 1449 lm ≠ OUTPUT 998 lm - 3000K/CRI 80 / 12,5W - LED 1497 lm ≠ OUTPUT 1031 lm - 4000K/CRI 80

2200K

- Non Dimmable
- F017N1CA006
- F017N1CA033
- 1-10V
- F017N1CB006
- F017N1CB033
- Dali
- F017N1CD006
- F017N1CD033

2700K

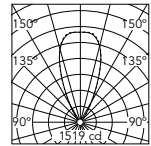
- Non Dimmable
- F017N2CA006
- F017N2CA033
- 1-10V
- F017N2CB006
- F017N2CB033
- Dali
- F017N2CD006
- F017N2CD033

3000K

- Non Dimmable
- F017N3CA006
- F017N3CA033
- 1-10V
- F017N3CB006
- F017N3CB033
- Dali
- F017N3CD006
- F017N3CD033

4000K

- Non Dimmable
- F017N4CA006
- F017N4CA033
- 1-10V
- F017N4CB006
- F017N4CB033
- Dali
- F017N4CD006
- F017N4CD033



Beam Angle: 46°			
h(m)	E(lx)	D(m)	
1	1511	0.85	
2	378	1.71	
3	168	2.56	
4	94	3.42	
5	60	4.27	

@3000K

Optic Elliptical 12° x 50°

Power Led: 12,5W - LED 1304 lm ≠ OUTPUT 901 lm - 2200K/CRI 80 / 12,5W - LED 1352 lm ≠ OUTPUT 934 lm - 2700K/CRI 80 / 12,5W - LED 1449 lm ≠ OUTPUT 1001 lm - 3000K/CRI 80 / 12,5W - LED 1497 lm ≠ OUTPUT 1034 lm - 4000K/CRI 80

2200K

- Non Dimmable
- F017N1DA006
- F017N1DA033
- 1-10V
- F017N1DB006
- F017N1DB033
- Dali
- F017N1DD006
- F017N1DD033

2700K

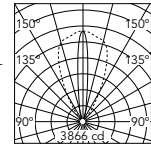
- Non Dimmable
- F017N2DA006
- F017N2DA033
- 1-10V
- F017N2DB006
- F017N2DB033
- Dali
- F017N2DD006
- F017N2DD033

3000K

- Non Dimmable
- F017N3DA006
- F017N3DA033
- 1-10V
- F017N3DB006
- F017N3DB033
- Dali
- F017N3DD006
- F017N3DD033

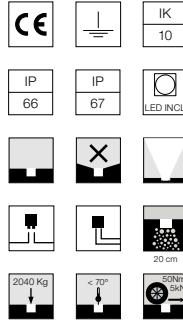
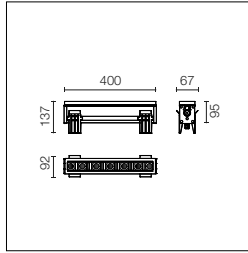
4000K

- Non Dimmable
- F017N4DA006
- F017N4DA033
- 1-10V
- F017N4DB006
- F017N4DB033
- Dali
- F017N4DD006
- F017N4DD033



Beam Angle: 12°			
h(m)	E(lx)	D(m)	
1	3866	0.22	
2	966	0.44	
3	430	0.66	
4	242	0.87	
5	155	1.09	

@3000K



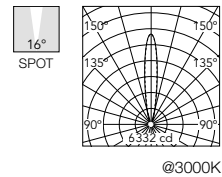
Sorgente high power LED inclusa e ottiche arretrate equipaggiate con griglia frangiluce antiabbagliamento. Alimentazione elettrica 220-240V on off e dimmerabile 1-10V e dali.
Cassaforma per l'installazione obbligatoria da ordinare separatamente.
Precablato con connettori rapidi H₂O Stop presa/spina inclusi.
ACT (Anti Corrosion Treatment) a richiesta.

High-power LED source included and rear lenses equipped with anti-glare diffuser grille. 1-10V or DALI on-off and dimmable 220-240V power supply.
Compulsory installation box to be ordered separately.
Pre-wired with H₂O Stop quick connectors, plug/socket included.
ACT (Anti-Corrosion Treatment) upon request.

Optic Spot 16°

Power Led: 12,5W - LED 1304 lm ≠ OUTPUT 702 lm - 2200K/CRI 80 / 12,5W - LED 1352 lm ≠ OUTPUT 728 lm - 2700K/CRI 80 / 12,5W - LED 1449 lm ≠ OUTPUT 780 lm - 3000K/CRI 80 / 12,5W - LED 1497 lm ≠ OUTPUT 806 lm - 4000K/CRI 80

2200K	2700K	3000K	4000K
Non Dimmable	Non Dimmable	Non Dimmable	Non Dimmable
● F017N1HA006	● F017N2HA006	● F017N3HA006	● F017N4HA006
● F017N1HA033	● F017N2HA033	● F017N3HA033	● F017N4HA033
1-10V	1-10V	1-10V	1-10V
● F017N1HB006	● F017N2HB006	● F017N3HB006	● F017N4HB006
● F017N1HB033	● F017N2HB033	● F017N3HB033	● F017N4HB033
Dali	Dali	Dali	Dali
● F017N1HD006	● F017N2HD006	● F017N3HD006	● F017N4HD006
● F017N1HD033	● F017N2HD033	● F017N3HD033	● F017N4HD033



Beam Angle: 16°

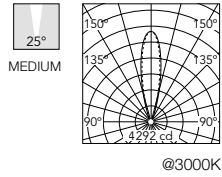
h(m)	E(ft)	D(m)
1	6332	0.28
2	1583	0.56
3	704	0.83
4	396	1.11
5	253	1.39

@3000K

Optic Medium 25°

Power Led: 12,5W - LED 1304 lm ≠ OUTPUT 744 lm - 2200K/CRI 80 / 12,5W - LED 1352 lm ≠ OUTPUT 772 lm - 2700K/CRI 80 / 12,5W - LED 1449 lm ≠ OUTPUT 827 lm - 3000K/CRI 80 / 12,5W - LED 1497 lm ≠ OUTPUT 854 lm - 4000K/CRI 80

2200K	2700K	3000K	4000K
Non Dimmable	Non Dimmable	Non Dimmable	Non Dimmable
● F017N1JA006	● F017N2JA006	● F017N3JA006	● F017N4JA006
● F017N1JA033	● F017N2JA033	● F017N3JA033	● F017N4JA033
1-10V	1-10V	1-10V	1-10V
● F017N1JB006	● F017N2JB006	● F017N3JB006	● F017N4JB006
● F017N1JB033	● F017N2JB033	● F017N3JB033	● F017N4JB033
Dali	Dali	Dali	Dali
● F017N1JD006	● F017N2JD006	● F017N3JD006	● F017N4JD006
● F017N1JD033	● F017N2JD033	● F017N3JD033	● F017N4JD033



Beam Angle: 25°

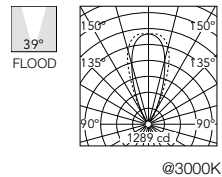
h(m)	E(ft)	D(m)
1	4292	0.44
2	1073	0.87
3	477	1.31
4	268	1.74
5	172	2.18

@3000K

Optic Flood 39°

Power Led: 12,5W - LED 1304 lm ≠ OUTPUT 576 lm - 2200K/CRI 80 / 12,5W - LED 1352 lm ≠ OUTPUT 597 lm - 2700K/CRI 80 / 12,5W - LED 1449 lm ≠ OUTPUT 639 lm - 3000K/CRI 80 / 12,5W - LED 1497 lm ≠ OUTPUT 661 lm - 4000K/CRI 80

2200K	2700K	3000K	4000K
Non Dimmable	Non Dimmable	Non Dimmable	Non Dimmable
● F017N1KA006	● F017N2KA006	● F017N3KA006	● F017N4KA006
● F017N1KA033	● F017N2KA033	● F017N3KA033	● F017N4KA033
1-10V	1-10V	1-10V	1-10V
● F017N1KB006	● F017N2KB006	● F017N3KB006	● F017N4KB006
● F017N1KB033	● F017N2KB033	● F017N3KB033	● F017N4KB033
Dali	Dali	Dali	Dali
● F017N1KD006	● F017N2KD006	● F017N3KD006	● F017N4KD006
● F017N1KD033	● F017N2KD033	● F017N3KD033	● F017N4KD033



Beam Angle: 39°

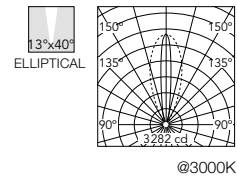
h(m)	E(ft)	D(m)
1	1285	0.71
2	321	1.43
3	143	2.14
4	80	2.86
5	51	3.57

@3000K

Optic Elliptical 13° x 40°

Power Led: 12,5W - LED 1304 lm ≠ OUTPUT 574 lm - 2200K/CRI 80 / 12,5W - LED 1352 lm ≠ OUTPUT 595 lm - 2700K/CRI 80 / 12,5W - LED 1449 lm ≠ OUTPUT 638 lm - 3000K/CRI 80 / 12,5W - LED 1497 lm ≠ OUTPUT 659 lm - 4000K/CRI 80

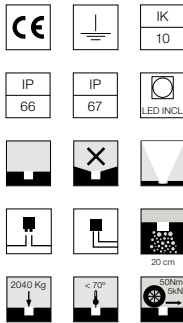
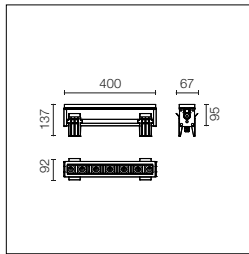
2200K	2700K	3000K	4000K
Non Dimmable	Non Dimmable	Non Dimmable	Non Dimmable
● F017N1LA006	● F017N2LA006	● F017N3LA006	● F017N4LA006
● F017N1LA033	● F017N2LA033	● F017N3LA033	● F017N4LA033
1-10V	1-10V	1-10V	1-10V
● F017N1LB006	● F017N2LB006	● F017N3LB006	● F017N4LB006
● F017N1LB033	● F017N2LB033	● F017N3LB033	● F017N4LB033
Dali	Dali	Dali	Dali
● F017N1LD006	● F017N2LD006	● F017N3LD006	● F017N4LD006
● F017N1LD033	● F017N2LD033	● F017N3LD033	● F017N4LD033



Beam Angle: 13°

h(m)	E(ft)	D(m)
1	3282	0.22
2	820	0.44
3	365	0.67
4	205	0.89
5	131	1.11

@3000K



Sorgente high power LED inclusa e ottiche arretrate equipaggiate con griglia frangiluce asimmetrica antiabbagliamento. Alimentazione elettrica 220-240V on off e dimmerabile 1-10V e dali.
Cassaforma per l'installazione obbligatoria da ordinare separatamente.
Precabato con connettori rapidi H₂O Stop presa/spina inclusi.
ACT (Anti Corrosion Treatment) a richiesta.

High-power LED source included and rear lenses equipped with anti-glare asymmetrical diffuser grille. 1-10V or DALI on-off and dimmable 220-240V power supply. Compulsory installation box to be ordered separately. Pre-wired with H₂O Stop quick connectors, plug/socket included. ACT (Anti-Corrosion Treatment) upon request.

Optic Spot 15°

Power Led: 12,5W - LED 1304 lm ≠ OUTPUT 334 lm - 2200K/CRI 80 / 12,5W - LED 1352 lm ≠ OUTPUT 346 lm - 2700K/CRI 80 / 12,5W - LED 1449 lm ≠ OUTPUT 371 lm - 3000K/CRI 80 / 12,5W - LED 1497 lm ≠ OUTPUT 383 lm - 4000K/CRI 80

2200K

Non Dimmable

- F017N1QA006
- F017N1QA033
- 1-10V
- F017N1QB006
- F017N1QB033
- Dali
- F017N1QD006
- F017N1QD033

2700K

Non Dimmable

- F017N2QA006
- F017N2QA033
- 1-10V
- F017N2QB006
- F017N2QB033
- Dali
- F017N2QD006
- F017N2QD033

3000K

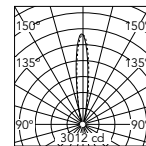
Non Dimmable

- F017N3QA006
- F017N3QA033
- 1-10V
- F017N3QB006
- F017N3QB033
- Dali
- F017N3QD006
- F017N3QD033

4000K

Non Dimmable

- F017N4QA006
- F017N4QA033
- 1-10V
- F017N4QB006
- F017N4QB033
- Dali
- F017N4QD006
- F017N4QD033



Beam Angle: 15°

h(m)	E(lx)	D(m)
1	3010	0.25
2	753	0.51
3	334	0.76
4	188	1.02
5	120	1.27

@3000K

Optic Medium 25°

Power Led: 12,5W - LED 1304 lm ≠ OUTPUT 353 lm - 2200K/CRI 80 / 12,5W - LED 1352 lm ≠ OUTPUT 367 lm - 2700K/CRI 80 / 12,5W - LED 1449 lm ≠ OUTPUT 393 lm - 3000K/CRI 80 / 12,5W - LED 1497 lm ≠ OUTPUT 406 lm - 4000K/CRI 80

2200K

Non Dimmable

- F017N1RA006
- F017N1RA033
- 1-10V
- F017N1RB006
- F017N1RB033
- Dali
- F017N1RD006
- F017N1RD033

2700K

Non Dimmable

- F017N2RA006
- F017N2RA033
- 1-10V
- F017N2RB006
- F017N2RB033
- Dali
- F017N2RD006
- F017N2RD033

3000K

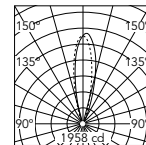
Non Dimmable

- F017N3RA006
- F017N3RA033
- 1-10V
- F017N3RB006
- F017N3RB033
- Dali
- F017N3RD006
- F017N3RD033

4000K

Non Dimmable

- F017N4RA006
- F017N4RA033
- 1-10V
- F017N4RB006
- F017N4RB033
- Dali
- F017N4RD006
- F017N4RD033



Beam Angle: 25°

h(m)	E(lx)	D(m)
1	1955	0.45
2	489	0.89
3	217	1.34
4	122	1.78
5	78	2.23

@3000K

Optic Flood 42°

Power Led: 12,5W - LED 1304 lm ≠ OUTPUT 283 lm - 2200K/CRI 80 / 12,5W - LED 1352 lm ≠ OUTPUT 294 lm - 2700K/CRI 80 / 12,5W - LED 1449 lm ≠ OUTPUT 314 lm - 3000K/CRI 80 / 12,5W - LED 1497 lm ≠ OUTPUT 325 lm - 4000K/CRI 80

2200K

Non Dimmable

- F017N1SA006
- F017N1SA033
- 1-10V
- F017N1SB006
- F017N1SB033
- Dali
- F017N1SD006
- F017N1SD033

2700K

Non Dimmable

- F017N2SA006
- F017N2SA033
- 1-10V
- F017N2SB006
- F017N2SB033
- Dali
- F017N2SD006
- F017N2SD033

3000K

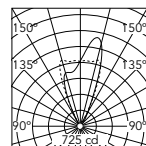
Non Dimmable

- F017N3SA006
- F017N3SA033
- 1-10V
- F017N3SB006
- F017N3SB033
- Dali
- F017N3SD006
- F017N3SD033

4000K

Non Dimmable

- F017N4SA006
- F017N4SA033
- 1-10V
- F017N4SB006
- F017N4SB033
- Dali
- F017N4SD006
- F017N4SD033



Beam Angle: 42°

h(m)	E(lx)	D(m)
1	688	0.76
2	172	1.51
3	76	2.27
4	43	3.03
5	28	3.78

@3000K

Optic Elliptical 12° x 40°

Power Led: 12,5W - LED 1304 lm ≠ OUTPUT 271 lm - 2200K/CRI 80 / 12,5W - LED 1352 lm ≠ OUTPUT 281 lm - 2700K/CRI 80 / 12,5W - LED 1449 lm ≠ OUTPUT 301 lm - 3000K/CRI 80 / 12,5W - LED 1497 lm ≠ OUTPUT 311 lm - 4000K/CRI 80

2200K

Non Dimmable

- F017N1TA006
- F017N1TA033
- 1-10V
- F017N1TB006
- F017N1TB033
- Dali
- F017N1TD006
- F017N1TD033

2700K

Non Dimmable

- F017N2TA006
- F017N2TA033
- 1-10V
- F017N2TB006
- F017N2TB033
- Dali
- F017N2TD006
- F017N2TD033

3000K

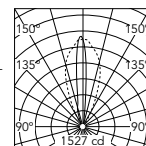
Non Dimmable

- F017N3TA006
- F017N3TA033
- 1-10V
- F017N3TB006
- F017N3TB033
- Dali
- F017N3TD006
- F017N3TD033

4000K

Non Dimmable

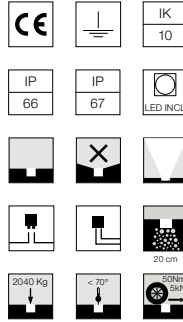
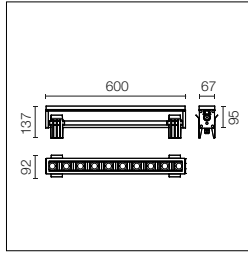
- F017N4TA006
- F017N4TA033
- 1-10V
- F017N4TB006
- F017N4TB033
- Dali
- F017N4TD006
- F017N4TD033



Beam Angle: 12°

h(m)	E(lx)	D(m)
1	1526	0.21
2	382	0.42
3	170	0.62
4	95	0.83
5	61	1.04

@3000K



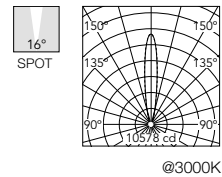
Sorgente high power LED inclusa e ottiche arretrate. Alimentazione elettrica 220-240V on off e dimmerabile 1-10V e dali. Cassaforma per l'installazione obbligatoria da ordinare separatamente. Precabato con connettori rapidi H₂O Stop presa/spina inclusi. ACT (Anti Corrosion Treatment) a richiesta.

High-power LED source included and rear lenses. 1-10V or DALI on-off and dimmable 220-240V power supply. Compulsory installation box to be ordered separately. Pre-wired with H₂O Stop quick connectors, plug/socket included. ACT (Anti-Corrosion Treatment) upon request.

Optic Spot 16°

Power Led: 17W - LED 1863 lm ≠ OUTPUT 1368 lm - 2200K/CRI 80 / 17W - LED 1932 lm ≠ OUTPUT 1419 lm - 2700K/CRI 80 / 17W - LED 2070 lm ≠ OUTPUT 1520 lm - 3000K/CRI 80 / 17W - LED 2139 lm ≠ OUTPUT 1571 lm - 4000K/CRI 80

<p>2200K Non Dimmable</p> <ul style="list-style-type: none"> ● F017P1AA006 ● F017P1AA033 1-10V ● F017P1AB006 ● F017P1AB033 Dali ● F017P1AD006 ● F017P1AD033 	<p>2700K Non Dimmable</p> <ul style="list-style-type: none"> ● F017P2AA006 ● F017P2AA033 1-10V ● F017P2AB006 ● F017P2AB033 Dali ● F017P2AD006 ● F017P2AD033 	<p>3000K Non Dimmable</p> <ul style="list-style-type: none"> ● F017P3AA006 ● F017P3AA033 1-10V ● F017P3AB006 ● F017P3AB033 Dali ● F017P3AD006 ● F017P3AD033 	<p>4000K Non Dimmable</p> <ul style="list-style-type: none"> ● F017P4AA006 ● F017P4AA033 1-10V ● F017P4AB006 ● F017P4AB033 Dali ● F017P4AD006 ● F017P4AD033
------------------------------------------------------------------------------------------------------------------------------------------------------------------------------------------------------------------------------------------------------	------------------------------------------------------------------------------------------------------------------------------------------------------------------------------------------------------------------------------------------------------	------------------------------------------------------------------------------------------------------------------------------------------------------------------------------------------------------------------------------------------------------	------------------------------------------------------------------------------------------------------------------------------------------------------------------------------------------------------------------------------------------------------



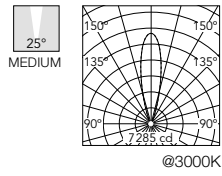
Beam Angle:	16°	
h(m)	E(b)	D(m)
1	10578	0.27
2	2644	0.55
3	1175	0.82
4	661	1.09
5	423	1.37

@3000K

Optic Medium 25°

Power Led: 17W - LED 1863 lm ≠ OUTPUT 1473 lm - 2200K/CRI 80 / 17W - LED 1932 lm ≠ OUTPUT 1527 lm - 2700K/CRI 80 / 17W - LED 2070 lm ≠ OUTPUT 1636 lm - 3000K/CRI 80 / 17W - LED 2139 lm ≠ OUTPUT 1691 lm - 4000K/CRI 80

<p>2200K Non Dimmable</p> <ul style="list-style-type: none"> ● F017P1BA006 ● F017P1BA033 1-10V ● F017P1BB006 ● F017P1BB033 Dali ● F017P1BD006 ● F017P1BD033 	<p>2700K Non Dimmable</p> <ul style="list-style-type: none"> ● F017P2BA006 ● F017P2BA033 1-10V ● F017P2BB006 ● F017P2BB033 Dali ● F017P2BD006 ● F017P2BD033 	<p>3000K Non Dimmable</p> <ul style="list-style-type: none"> ● F017P3BA006 ● F017P3BA033 1-10V ● F017P3BB006 ● F017P3BB033 Dali ● F017P3BD006 ● F017P3BD033 	<p>4000K Non Dimmable</p> <ul style="list-style-type: none"> ● F017P4BA006 ● F017P4BA033 1-10V ● F017P4BB006 ● F017P4BB033 Dali ● F017P4BD006 ● F017P4BD033
------------------------------------------------------------------------------------------------------------------------------------------------------------------------------------------------------------------------------------------------------	------------------------------------------------------------------------------------------------------------------------------------------------------------------------------------------------------------------------------------------------------	------------------------------------------------------------------------------------------------------------------------------------------------------------------------------------------------------------------------------------------------------	------------------------------------------------------------------------------------------------------------------------------------------------------------------------------------------------------------------------------------------------------



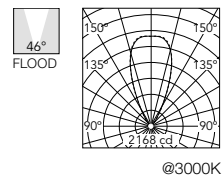
Beam Angle:	25°	
h(m)	E(b)	D(m)
1	7285	0.44
2	1821	0.88
3	809	1.32
4	455	1.76
5	291	2.20

@3000K

Optic Flood 46°

Power Led: 17W - LED 1863 lm ≠ OUTPUT 1283 lm - 2200K/CRI 80 / 17W - LED 1932 lm ≠ OUTPUT 1330 lm - 2700K/CRI 80 / 17W - LED 2070 lm ≠ OUTPUT 1425 lm - 3000K/CRI 80 / 17W - LED 2139 lm ≠ OUTPUT 1473 lm - 4000K/CRI 80

<p>2200K Non Dimmable</p> <ul style="list-style-type: none"> ● F017P1CA006 ● F017P1CA033 1-10V ● F017P1CB006 ● F017P1CB033 Dali ● F017P1CD006 ● F017P1CD033 	<p>2700K Non Dimmable</p> <ul style="list-style-type: none"> ● F017P2CA006 ● F017P2CA033 1-10V ● F017P2CB006 ● F017P2CB033 Dali ● F017P2CD006 ● F017P2CD033 	<p>3000K Non Dimmable</p> <ul style="list-style-type: none"> ● F017P3CA006 ● F017P3CA033 1-10V ● F017P3CB006 ● F017P3CB033 Dali ● F017P3CD006 ● F017P3CD033 	<p>4000K Non Dimmable</p> <ul style="list-style-type: none"> ● F017P4CA006 ● F017P4CA033 1-10V ● F017P4CB006 ● F017P4CB033 Dali ● F017P4CD006 ● F017P4CD033
------------------------------------------------------------------------------------------------------------------------------------------------------------------------------------------------------------------------------------------------------	------------------------------------------------------------------------------------------------------------------------------------------------------------------------------------------------------------------------------------------------------	------------------------------------------------------------------------------------------------------------------------------------------------------------------------------------------------------------------------------------------------------	------------------------------------------------------------------------------------------------------------------------------------------------------------------------------------------------------------------------------------------------------



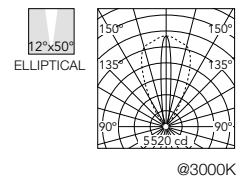
Beam Angle:	46°	
h(m)	E(b)	D(m)
1	2158	0.85
2	539	1.71
3	240	2.56
4	135	3.42
5	86	4.27

@3000K

Optic Elliptical 12° x 50°

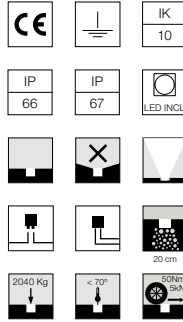
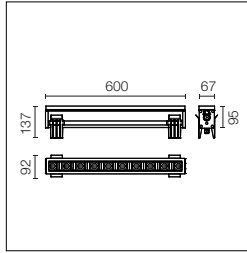
Power Led: 17W - LED 1863 lm ≠ OUTPUT 1286 lm - 2200K/CRI 80 / 17W - LED 1932 lm ≠ OUTPUT 1334 lm - 2700K/CRI 80 / 17W - LED 2070 lm ≠ OUTPUT 1429 lm - 3000K/CRI 80 / 17W - LED 2139 lm ≠ OUTPUT 1477 lm - 4000K/CRI 80

<p>2200K Non Dimmable</p> <ul style="list-style-type: none"> ● F017P1DA006 ● F017P1DA033 1-10V ● F017P1DB006 ● F017P1DB033 Dali ● F017P1DD006 ● F017P1DD033 	<p>2700K Non Dimmable</p> <ul style="list-style-type: none"> ● F017P2DA006 ● F017P2DA033 1-10V ● F017P2DB006 ● F017P2DB033 Dali ● F017P2DD006 ● F017P2DD033 	<p>3000K Non Dimmable</p> <ul style="list-style-type: none"> ● F017P3DA006 ● F017P3DA033 1-10V ● F017P3DB006 ● F017P3DB033 Dali ● F017P3DD006 ● F017P3DD033 	<p>4000K Non Dimmable</p> <ul style="list-style-type: none"> ● F017P4DA006 ● F017P4DA033 1-10V ● F017P4DB006 ● F017P4DB033 Dali ● F017P4DD006 ● F017P4DD033
------------------------------------------------------------------------------------------------------------------------------------------------------------------------------------------------------------------------------------------------------	------------------------------------------------------------------------------------------------------------------------------------------------------------------------------------------------------------------------------------------------------	------------------------------------------------------------------------------------------------------------------------------------------------------------------------------------------------------------------------------------------------------	------------------------------------------------------------------------------------------------------------------------------------------------------------------------------------------------------------------------------------------------------



Beam Angle:	12°	
h(m)	E(b)	D(m)
1	5519	0.22
2	1380	0.44
3	613	0.66
4	345	0.87
5	221	1.09

@3000K



Sorgente high power LED inclusa e ottiche arretrate equipaggiate con griglia frangiluce antiabbagliamento. Alimentazione elettrica 220-240V on off e dimmerabile 1-10V e dali.
Cassaforma per l'installazione obbligatoria da ordinare separatamente.
Precabato con connettori rapidi H₂O Stop presa/spina inclusi. ACT (Anti Corrosion Treatment) a richiesta.

High-power LED source included and rear lenses equipped with anti-glare diffuser grille. 1-10V or DALI on-off and dimmable 220-240V power supply.
Compulsory installation box to be ordered separately.
Pre-wired with H₂O Stop quick connectors, plug/socket included. ACT (Anti-Corrosion Treatment) upon request.

Optic Spot 16°

Power Led: 17W - LED 1863 lm ≠ OUTPUT 1003 lm - 2200K/CRI 80 / 17W - LED 1932 lm ≠ OUTPUT 1040 lm - 2700K/CRI 80 / 17W - LED 2070 lm ≠ OUTPUT 1115 lm - 3000K/CRI 80 / 17W - LED 2139 lm ≠ OUTPUT 1152 lm - 4000K/CRI 80

2200K

- Non Dimmable
- F017P1HA006
- F017P1HA033
- 1-10V
- F017P1HB006
- F017P1HB033
- Dali
- F017P1HD006
- F017P1HD033

2700K

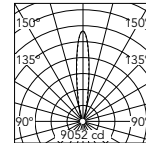
- Non Dimmable
- F017P2HA006
- F017P2HA033
- 1-10V
- F017P2HB006
- F017P2HB033
- Dali
- F017P2HD006
- F017P2HD033

3000K

- Non Dimmable
- F017P3HA006
- F017P3HA033
- 1-10V
- F017P3HB006
- F017P3HB033
- Dali
- F017P3HD006
- F017P3HD033

4000K

- Non Dimmable
- F017P4HA006
- F017P4HA033
- 1-10V
- F017P4HB006
- F017P4HB033
- Dali
- F017P4HD006
- F017P4HD033



@3000K

Beam Angle: 16°	h(m)	E(lx)	D(m)
1	9052	0.28	
2	2263	0.56	
3	1006	0.83	
4	566	1.11	
5	362	1.39	

Optic Medium 25°

Power Led: 17W - LED 1863 lm ≠ OUTPUT 1063 lm - 2200K/CRI 80 / 17W - LED 1932 lm ≠ OUTPUT 1102 lm - 2700K/CRI 80 / 17W - LED 2070 lm ≠ OUTPUT 1181 lm - 3000K/CRI 80 / 17W - LED 2139 lm ≠ OUTPUT 1220 lm - 4000K/CRI 80

2200K

- Non Dimmable
- F017P1JA006
- F017P1JA033
- 1-10V
- F017P1JB006
- F017P1JB033
- Dali
- F017P1JD006
- F017P1JD033

2700K

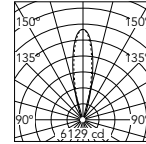
- Non Dimmable
- F017P2JA006
- F017P2JA033
- 1-10V
- F017P2JB006
- F017P2JB033
- Dali
- F017P2JD006
- F017P2JD033

3000K

- Non Dimmable
- F017P3JA006
- F017P3JA033
- 1-10V
- F017P3JB006
- F017P3JB033
- Dali
- F017P3JD006
- F017P3JD033

4000K

- Non Dimmable
- F017P4JA006
- F017P4JA033
- 1-10V
- F017P4JB006
- F017P4JB033
- Dali
- F017P4JD006
- F017P4JD033



@3000K

Beam Angle: 25°	h(m)	E(lx)	D(m)
1	6129	0.44	
2	1532	0.87	
3	681	1.31	
4	383	1.74	
5	245	2.18	

Optic Flood 39°

Power Led: 17W - LED 1863 lm ≠ OUTPUT 820 lm - 2200K/CRI 80 / 17W - LED 1932 lm ≠ OUTPUT 850 lm - 2700K/CRI 80 / 17W - LED 2070 lm ≠ OUTPUT 911 lm - 3000K/CRI 80 / 17W - LED 2139 lm ≠ OUTPUT 944 lm - 4000K/CRI 80

2200K

- Non Dimmable
- F017P1KA006
- F017P1KA033
- 1-10V
- F017P1KB006
- F017P1KB033
- Dali
- F017P1KD006
- F017P1KD033

2700K

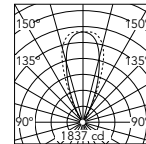
- Non Dimmable
- F017P2KA006
- F017P2KA033
- 1-10V
- F017P2KB006
- F017P2KB033
- Dali
- F017P2KD006
- F017P2KD033

3000K

- Non Dimmable
- F017P3KA006
- F017P3KA033
- 1-10V
- F017P3KB006
- F017P3KB033
- Dali
- F017P3KD006
- F017P3KD033

4000K

- Non Dimmable
- F017P4KA006
- F017P4KA033
- 1-10V
- F017P4KB006
- F017P4KB033
- Dali
- F017P4KD006
- F017P4KD033



@3000K

Beam Angle: 39°	h(m)	E(lx)	D(m)
1	1832	0.71	
2	458	1.43	
3	204	2.14	
4	115	2.86	
5	73	3.57	

Optic Elliptical 13° x 40°

Power Led: 17W - LED 1863 lm ≠ OUTPUT 820 lm - 2200K/CRI 80 / 17W - LED 1932 lm ≠ OUTPUT 850 lm - 2700K/CRI 80 / 17W - LED 2070 lm ≠ OUTPUT 911 lm - 3000K/CRI 80 / 17W - LED 2139 lm ≠ OUTPUT 941 lm - 4000K/CRI 80

2200K

- Non Dimmable
- F017P1LA006
- F017P1LA033
- 1-10V
- F017P1LB006
- F017P1LB033
- Dali
- F017P1LD006
- F017P1LD033

2700K

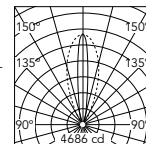
- Non Dimmable
- F017P2LA006
- F017P2LA033
- 1-10V
- F017P2LB006
- F017P2LB033
- Dali
- F017P2LD006
- F017P2LD033

3000K

- Non Dimmable
- F017P3LA006
- F017P3LA033
- 1-10V
- F017P3LB006
- F017P3LB033
- Dali
- F017P3LD006
- F017P3LD033

4000K

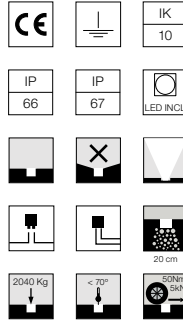
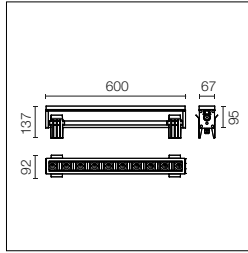
- Non Dimmable
- F017P4LA006
- F017P4LA033
- 1-10V
- F017P4LB006
- F017P4LB033
- Dali
- F017P4LD006
- F017P4LD033



@3000K

Beam Angle: 13°	h(m)	E(lx)	D(m)
1	4686	0.22	
2	1172	0.44	
3	521	0.67	
4	293	0.89	
5	187	1.11	

Ingraze Adjustable Frameless + Asymmetric Louvre L 600



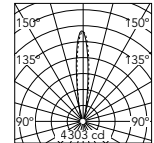
Sorgente high power LED inclusa e ottiche arretrate equipaggiate con griglia frangiluce asimmetrica antiabbagliamento. Alimentazione elettrica 220-240V on off e dimmerabile 1-10V e dali.
Cassaforma per l'installazione obbligatoria da ordinare separatamente.
Precabato con connettori rapidi H₂O Stop presa/spina inclusi.
ACT (Anti Corrosion Treatment) a richiesta.

High-power LED source included and rear lenses equipped with anti-glare asymmetrical diffuser grille. 1-10V or DALI on-off and dimmable 220-240V power supply.
Compulsory installation box to be ordered separately.
Pre-wired with H₂O Stop quick connectors, plug/socket included.
ACT (Anti-Corrosion Treatment) upon request.

Optic Spot 15°

Power Led: 17W - LED 1863 lm ≠ OUTPUT 477 lm - 2200K/CRI 80 / 17W - LED 1932 lm ≠ OUTPUT 495 lm - 2700K/CRI 80 / 17W - LED 2070 lm ≠ OUTPUT 530 lm - 3000K/CRI 80 / 17W - LED 2139 lm ≠ OUTPUT 548 lm - 4000K/CRI 80

2200K	2700K	3000K	4000K
Non Dimmable	Non Dimmable	Non Dimmable	Non Dimmable
● F017P1QA006	● F017P2QA006	● F017P3QA006	● F017P4QA006
● F017P1QA033	● F017P2QA033	● F017P3QA033	● F017P4QA033
1-10V	1-10V	1-10V	1-10V
● F017P1QB006	● F017P2QB006	● F017P3QB006	● F017P4QB006
● F017P1QB033	● F017P2QB033	● F017P3QB033	● F017P4QB033
Dali	Dali	Dali	Dali
● F017P1QD006	● F017P2QD006	● F017P3QD006	● F017P4QD006
● F017P1QD033	● F017P2QD033	● F017P3QD033	● F017P4QD033



@3000K

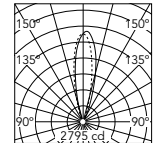
Beam Angle: 15°

h(m)	E(lx)	D(m)
1	4300	0.25
2	1075	0.51
3	478	0.76
4	269	1.02
5	172	1.27

Optic Medium 25°

Power Led: 17W - LED 1863 lm ≠ OUTPUT 505 lm - 2200K/CRI 80 / 17W - LED 1932 lm ≠ OUTPUT 523 lm - 2700K/CRI 80 / 17W - LED 2070 lm ≠ OUTPUT 561 lm - 3000K/CRI 80 / 17W - LED 2139 lm ≠ OUTPUT 579 lm - 4000K/CRI 80

2200K	2700K	3000K	4000K
Non Dimmable	Non Dimmable	Non Dimmable	Non Dimmable
● F017P1RA006	● F017P2RA006	● F017P3RA006	● F017P4RA006
● F017P1RA033	● F017P2RA033	● F017P3RA033	● F017P4RA033
1-10V	1-10V	1-10V	1-10V
● F017P1RB006	● F017P2RB006	● F017P3RB006	● F017P4RB006
● F017P1RB033	● F017P2RB033	● F017P3RB033	● F017P4RB033
Dali	Dali	Dali	Dali
● F017P1RD006	● F017P2RD006	● F017P3RD006	● F017P4RD006
● F017P1RD033	● F017P2RD033	● F017P3RD033	● F017P4RD033



@3000K

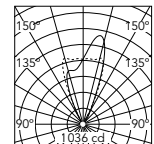
Beam Angle: 25°

h(m)	E(lx)	D(m)
1	2790	0.45
2	698	0.89
3	310	1.34
4	174	1.78
5	112	2.23

Optic Flood 42°

Power Led: 17W - LED 1863 lm ≠ OUTPUT 404 lm - 2200K/CRI 80 / 17W - LED 1932 lm ≠ OUTPUT 419 lm - 2700K/CRI 80 / 17W - LED 2070 lm ≠ OUTPUT 449 lm - 3000K/CRI 80 / 17W - LED 2139 lm ≠ OUTPUT 464 lm - 4000K/CRI 80

2200K	2700K	3000K	4000K
Non Dimmable	Non Dimmable	Non Dimmable	Non Dimmable
● F017P1SA006	● F017P2SA006	● F017P3SA006	● F017P4SA006
● F017P1SA033	● F017P2SA033	● F017P3SA033	● F017P4SA033
1-10V	1-10V	1-10V	1-10V
● F017P1SB006	● F017P2SB006	● F017P3SB006	● F017P4SB006
● F017P1SB033	● F017P2SB033	● F017P3SB033	● F017P4SB033
Dali	Dali	Dali	Dali
● F017P1SD006	● F017P2SD006	● F017P3SD006	● F017P4SD006
● F017P1SD033	● F017P2SD033	● F017P3SD033	● F017P4SD033



@3000K

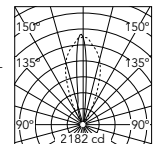
Beam Angle: 42°

h(m)	E(lx)	D(m)
1	983	0.76
2	246	1.51
3	109	2.27
4	61	3.03
5	39	3.78

Optic Elliptical 12° x 40°

Power Led: 17W - LED 1863 lm ≠ OUTPUT 387 lm - 2200K/CRI 80 / 17W - LED 1932 lm ≠ OUTPUT 401 lm - 2700K/CRI 80 / 17W - LED 2070 lm ≠ OUTPUT 430 lm - 3000K/CRI 80 / 17W - LED 2139 lm ≠ OUTPUT 444 lm - 4000K/CRI 80

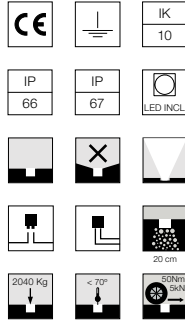
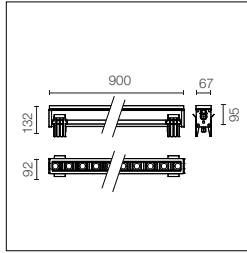
2200K	2700K	3000K	4000K
Non Dimmable	Non Dimmable	Non Dimmable	Non Dimmable
● F017P1TA006	● F017P2TA006	● F017P3TA006	● F017P4TA006
● F017P1TA033	● F017P2TA033	● F017P3TA033	● F017P4TA033
1-10V	1-10V	1-10V	1-10V
● F017P1TB006	● F017P2TB006	● F017P3TB006	● F017P4TB006
● F017P1TB033	● F017P2TB033	● F017P3TB033	● F017P4TB033
Dali	Dali	Dali	Dali
● F017P1TD006	● F017P2TD006	● F017P3TD006	● F017P4TD006
● F017P1TD033	● F017P2TD033	● F017P3TD033	● F017P4TD033



@3000K

Beam Angle: 12°

h(m)	E(lx)	D(m)
1	2181	0.21
2	545	0.42
3	242	0.62
4	136	0.83
5	87	1.04



Sorgente high power LED inclusa e ottiche arretrate. Alimentazione elettrica 220-240V on off e dimmerabile 1-10V e dali. Cassaforma per l'installazione obbligatoria da ordinare separatamente. Precabato con connettori rapidi H₂O Stop presa/spina inclusi. ACT (Anti Corrosion Treatment) a richiesta.

High-power LED source included and rear lenses. 1-10V or DALI on-off and dimmable 220-240V power supply. Compulsory installation box to be ordered separately. Pre-wired with H₂O Stop quick connectors, plug/socket included. ACT (Anti-Corrosion Treatment) upon request.

Optic Spot 16°

Power Led: 26W - LED 2795 lm ≠ OUTPUT 2052 lm - 2200K/CRI 80 / 26W - LED 2898 lm ≠ OUTPUT 2128 lm - 2700K/CRI 80 / 26W - LED 3105 lm ≠ OUTPUT 2280 lm - 3000K/CRI 80 / 26W - LED 3209 lm ≠ OUTPUT 2536 lm - 4000K/CRI 80

2200K

Non Dimmable

- F017Q1AA006
- F017Q1AA033
- 1-10V
- F017Q1AB006
- F017Q1AB033
- Dali
- F017Q1AD006
- F017Q1AD033

2700K

Non Dimmable

- F017Q2AA006
- F017Q2AA033
- 1-10V
- F017Q2AB006
- F017Q2AB033
- Dali
- F017Q2AD006
- F017Q2AD033

3000K

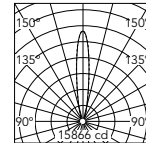
Non Dimmable

- F017Q3AA006
- F017Q3AA033
- 1-10V
- F017Q3AB006
- F017Q3AB033
- Dali
- F017Q3AD006
- F017Q3AD033

4000K

Non Dimmable

- F017Q4AA006
- F017Q4AA033
- 1-10V
- F017Q4AB006
- F017Q4AB033
- Dali
- F017Q4AD006
- F017Q4AD033



@3000K

Beam Angle: 16°

h(m)	E(lx)	D(m)
1	15866	0.27
2	3967	0.55
3	1763	0.82
4	992	1.09
5	635	1.37

Optic Medium 25°

Power Led: 26W - LED 2795 lm ≠ OUTPUT 2209 lm - 2200K/CRI 80 / 26W - LED 2898 lm ≠ OUTPUT 2291 lm - 2700K/CRI 80 / 26W - LED 3105 lm ≠ OUTPUT 2454 lm - 3000K/CRI 80 / 26W - LED 3209 lm ≠ OUTPUT 2536 lm - 4000K/CRI 80

2200K

Non Dimmable

- F017Q1BA006
- F017Q1BA033
- 1-10V
- F017Q1BB006
- F017Q1BB033
- Dali
- F017Q1BD006
- F017Q1BD033

2700K

Non Dimmable

- F017Q2BA006
- F017Q2BA033
- 1-10V
- F017Q2BB006
- F017Q2BB033
- Dali
- F017Q2BD006
- F017Q2BD033

3000K

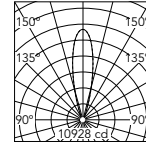
Non Dimmable

- F017Q3BA006
- F017Q3BA033
- 1-10V
- F017Q3BB006
- F017Q3BB033
- Dali
- F017Q3BD006
- F017Q3BD033

4000K

Non Dimmable

- F017Q4BA006
- F017Q4BA033
- 1-10V
- F017Q4BB006
- F017Q4BB033
- Dali
- F017Q4BD006
- F017Q4BD033



@3000K

Beam Angle: 25°

h(m)	E(lx)	D(m)
1	10928	0.44
2	2732	0.88
3	1214	1.32
4	683	1.76
5	437	2.20

Optic Flood 46°

Power Led: 26W - LED 2795 lm ≠ OUTPUT 1924 lm - 2200K/CRI 80 / 26W - LED 2898 lm ≠ OUTPUT 1995 lm - 2700K/CRI 80 / 26W - LED 3105 lm ≠ OUTPUT 2138 lm - 3000K/CRI 80 / 26W - LED 3209 lm ≠ OUTPUT 2209 lm - 4000K/CRI 80

2200K

Non Dimmable

- F017Q1CA006
- F017Q1CA033
- 1-10V
- F017Q1CB006
- F017Q1CB033
- Dali
- F017Q1CD006
- F017Q1CD033

2700K

Non Dimmable

- F017Q2CA006
- F017Q2CA033
- 1-10V
- F017Q2CB006
- F017Q2CB033
- Dali
- F017Q2CD006
- F017Q2CD033

3000K

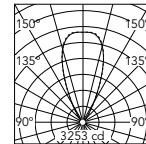
Non Dimmable

- F017Q3CA006
- F017Q3CA033
- 1-10V
- F017Q3CB006
- F017Q3CB033
- Dali
- F017Q3CD006
- F017Q3CD033

4000K

Non Dimmable

- F017Q4CA006
- F017Q4CA033
- 1-10V
- F017Q4CB006
- F017Q4CB033
- Dali
- F017Q4CD006
- F017Q4CD033



@3000K

Beam Angle: 46°

h(m)	E(lx)	D(m)
1	3238	0.85
2	809	1.71
3	360	2.56
4	202	3.42
5	130	4.27

Optic Elliptical 12° x 50°

Power Led: 26W - LED 2795 lm ≠ OUTPUT 1929 lm - 2200K/CRI 80 / 26W - LED 2898 lm ≠ OUTPUT 2001 lm - 2700K/CRI 80 / 26W - LED 3105 lm ≠ OUTPUT 2144 lm - 3000K/CRI 80 / 26W - LED 3209 lm ≠ OUTPUT 2215 lm - 4000K/CRI 80

2200K

Non Dimmable

- F017Q1DA006
- F017Q1DA033
- 1-10V
- F017Q1DB006
- F017Q1DB033
- Dali
- F017Q1DD006
- F017Q1DD033

2700K

Non Dimmable

- F017Q2DA006
- F017Q2DA033
- 1-10V
- F017Q2DB006
- F017Q2DB033
- Dali
- F017Q2DD006
- F017Q2DD033

3000K

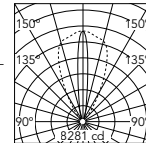
Non Dimmable

- F017Q3DA006
- F017Q3DA033
- 1-10V
- F017Q3DB006
- F017Q3DB033
- Dali
- F017Q3DD006
- F017Q3DD033

4000K

Non Dimmable

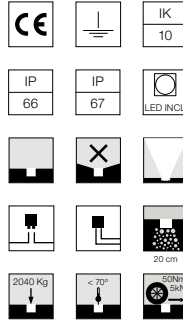
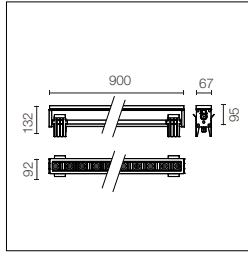
- F017Q4DA006
- F017Q4DA033
- 1-10V
- F017Q4DB006
- F017Q4DB033
- Dali
- F017Q4DD006
- F017Q4DD033



@3000K

Beam Angle: 12°

h(m)	E(lx)	D(m)
1	8280	0.22
2	2070	0.44
3	920	0.66
4	517	0.87
5	331	1.09



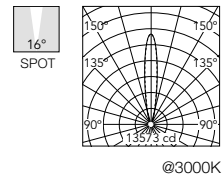
Sorgente high power LED inclusa e ottiche arretrate equipaggiate con griglia frangiluce antiabbagliamento. Alimentazione elettrica 220-240V on off e dimmerabile 1-10V e dali.
Cassaforma per l'installazione obbligatoria da ordinare separatamente.
Precablato con connettori rapidi H₂O Stop presa/spina inclusi.
ACT (Anti Corrosion Treatment) a richiesta.

High-power LED source included and rear lenses equipped with anti-glare diffuser grille. 1-10V or DALI on-off and dimmable 220-240V power supply.
Compulsory installation box to be ordered separately.
Pre-wired with H₂O Stop quick connectors, plug/socket included.
ACT (Anti-Corrosion Treatment) upon request.

Optic Spot 16°

Power Led: 26W - LED 2795 lm ≠ OUTPUT 1505 lm - 2200K/CRI 80 / 26W - LED 2898 lm ≠ OUTPUT 1560 lm - 2700K/CRI 80 / 26W - LED 3105 lm ≠ OUTPUT 1672 lm - 3000K/CRI 80 / 26W - LED 3209 lm ≠ OUTPUT 1728 lm - 4000K/CRI 80

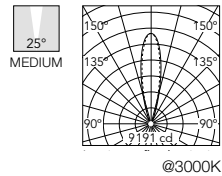
2200K	2700K	3000K	4000K
Non Dimmable	Non Dimmable	Non Dimmable	Non Dimmable
● F017Q1HA006	● F017Q2HA006	● F017Q3HA006	● F017Q4HA006
● F017Q1HA033	● F017Q2HA033	● F017Q3HA033	● F017Q4HA033
1-10V	1-10V	1-10V	1-10V
● F017Q1HB006	● F017Q2HB006	● F017Q3HB006	● F017Q4HB006
● F017Q1HB033	● F017Q2HB033	● F017Q3HB033	● F017Q4HB033
Dali	Dali	Dali	Dali
● F017Q1HD006	● F017Q2HD006	● F017Q3HD006	● F017Q4HD006
● F017Q1HD033	● F017Q2HD033	● F017Q3HD033	● F017Q4HD033



Optic Medium 25°

Power Led: 26W - LED 2795 lm ≠ OUTPUT 1594 lm - 2200K/CRI 80 / 26W - LED 2898 lm ≠ OUTPUT 1653 lm - 2700K/CRI 80 / 26W - LED 3105 lm ≠ OUTPUT 1771 lm - 3000K/CRI 80 / 26W - LED 3209 lm ≠ OUTPUT 1830 lm - 4000K/CRI 80

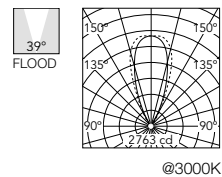
2200K	2700K	3000K	4000K
Non Dimmable	Non Dimmable	Non Dimmable	Non Dimmable
● F017Q1JA006	● F017Q2JA006	● F017Q3JA006	● F017Q4JA006
● F017Q1JA033	● F017Q2JA033	● F017Q3JA033	● F017Q4JA033
1-10V	1-10V	1-10V	1-10V
● F017Q1JB006	● F017Q2JB006	● F017Q3JB006	● F017Q4JB006
● F017Q1JB033	● F017Q2JB033	● F017Q3JB033	● F017Q4JB033
Dali	Dali	Dali	Dali
● F017Q1JD006	● F017Q2JD006	● F017Q3JD006	● F017Q4JD006
● F017Q1JD033	● F017Q2JD033	● F017Q3JD033	● F017Q4JD033



Optic Flood 39°

Power Led: 26W - LED 2795 lm ≠ OUTPUT 1233 lm - 2200K/CRI 80 / 26W - LED 2898 lm ≠ OUTPUT 1278 lm - 2700K/CRI 80 / 26W - LED 3105 lm ≠ OUTPUT 1370 lm - 3000K/CRI 80 / 26W - LED 3209 lm ≠ OUTPUT 1415 lm - 4000K/CRI 80

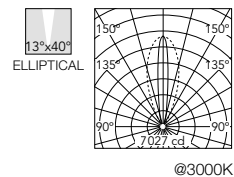
2200K	2700K	3000K	4000K
Non Dimmable	Non Dimmable	Non Dimmable	Non Dimmable
● F017Q1KA006	● F017Q2KA006	● F017Q3KA006	● F017Q4KA006
● F017Q1KA033	● F017Q2KA033	● F017Q3KA033	● F017Q4KA033
1-10V	1-10V	1-10V	1-10V
● F017Q1KB006	● F017Q2KB006	● F017Q3KB006	● F017Q4KB006
● F017Q1KB033	● F017Q2KB033	● F017Q3KB033	● F017Q4KB033
Dali	Dali	Dali	Dali
● F017Q1KD006	● F017Q2KD006	● F017Q3KD006	● F017Q4KD006
● F017Q1KD033	● F017Q2KD033	● F017Q3KD033	● F017Q4KD033

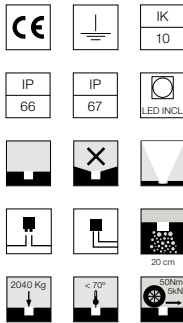
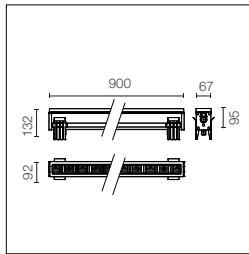


Optic Elliptical 13° x 40°

Power Led: 26W - LED 2795 lm ≠ OUTPUT 1229 lm - 2200K/CRI 80 / 26W - LED 2898 lm ≠ OUTPUT 1275 lm - 2700K/CRI 80 / 26W - LED 3105 lm ≠ OUTPUT 1366 lm - 3000K/CRI 80 / 26W - LED 3209 lm ≠ OUTPUT 1411 lm - 4000K/CRI 80

2200K	2700K	3000K	4000K
Non Dimmable	Non Dimmable	Non Dimmable	Non Dimmable
● F017Q1LA006	● F017Q2LA006	● F017Q3LA006	● F017Q4LA006
● F017Q1LA033	● F017Q2LA033	● F017Q3LA033	● F017Q4LA033
1-10V	1-10V	1-10V	1-10V
● F017Q1LB006	● F017Q2LB006	● F017Q3LB006	● F017Q4LB006
● F017Q1LB033	● F017Q2LB033	● F017Q3LB033	● F017Q4LB033
Dali	Dali	Dali	Dali
● F017Q1LD006	● F017Q2LD006	● F017Q3LD006	● F017Q4LD006
● F017Q1LD033	● F017Q2LD033	● F017Q3LD033	● F017Q4LD033





Sorgente high power LED inclusa e ottiche arretrate equipaggiate con griglia frangiluce asimmetrica antiabbagliamento. Alimentazione elettrica 220-240V on off e dimmerabile 1-10V e dali.
Cassaforma per l'installazione obbligatoria da ordinare separatamente.
Precablato con connettori rapidi H₂O Stop presa/spina inclusi. ACT (Anti Corrosion Treatment) a richiesta.

High-power LED source included and rear lenses equipped with anti-glare asymmetrical diffuser grille. 1-10V or DALI on-off and dimmable 220-240V power supply. Compulsory installation box to be ordered separately. Pre-wired with H₂O Stop quick connectors, plug/socket included. ACT (Anti-Corrosion Treatment) upon request.

Optic Spot 15°

Power Led: 26W - LED 2795 lm ≠ OUTPUT 715 lm - 2200K/CRI 80 / 26W - LED 2898 lm ≠ OUTPUT 742 lm - 2700K/CRI 80 / 26W - LED 3105 lm ≠ OUTPUT 795 lm - 3000K/CRI 80 / 26W - LED 3209 lm ≠ OUTPUT 821 lm - 4000K/CRI 80

2200K

Non Dimmable

- F017Q1QA006
- F017Q1QA033
- 1-10V
- F017Q1QB006
- F017Q1QB033
- Dali
- F017Q1QD006
- F017Q1QD033

2700K

Non Dimmable

- F017Q2QA006
- F017Q2QA033
- 1-10V
- F017Q2QB006
- F017Q2QB033
- Dali
- F017Q2QD006
- F017Q2QD033

3000K

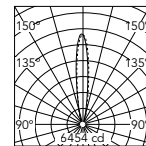
Non Dimmable

- F017Q3QA006
- F017Q3QA033
- 1-10V
- F017Q3QB006
- F017Q3QB033
- Dali
- F017Q3QD006
- F017Q3QD033

4000K

Non Dimmable

- F017Q4QA006
- F017Q4QA033
- 1-10V
- F017Q4QB006
- F017Q4QB033
- Dali
- F017Q4QD006
- F017Q4QD033



@3000K

Beam Angle: 15°	h(m)	E(lx)	Dxm
1	6451	0.25	
2	1613	0.51	
3	717	0.76	
4	403	1.02	
5	258	1.27	

Optic Medium 25°

Power Led: 26W - LED 2795 lm ≠ OUTPUT 757 lm - 2200K/CRI 80 / 26W - LED 2898 lm ≠ OUTPUT 785 lm - 2700K/CRI 80 / 26W - LED 3105 lm ≠ OUTPUT 841 lm - 3000K/CRI 80 / 26W - LED 3209 lm ≠ OUTPUT 869 lm - 4000K/CRI 80

2200K

Non Dimmable

- F017Q1RA006
- F017Q1RA033
- 1-10V
- F017Q1RB006
- F017Q1RB033
- Dali
- F017Q1RD006
- F017Q1RD033

2700K

Non Dimmable

- F017Q2RA006
- F017Q2RA033
- 1-10V
- F017Q2RB006
- F017Q2RB033
- Dali
- F017Q2RD006
- F017Q2RD033

3000K

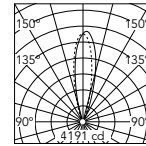
Non Dimmable

- F017Q3RA006
- F017Q3RA033
- 1-10V
- F017Q3RB006
- F017Q3RB033
- Dali
- F017Q3RD006
- F017Q3RD033

4000K

Non Dimmable

- F017Q4RA006
- F017Q4RA033
- 1-10V
- F017Q4RB006
- F017Q4RB033
- Dali
- F017Q4RD006
- F017Q4RD033



@3000K

Beam Angle: 25°	h(m)	E(lx)	Dxm
1	4183	0.45	
2	1046	0.89	
3	465	1.34	
4	261	1.78	
5	167	2.23	

Optic Flood 42°

Power Led: 26W - LED 2795 lm ≠ OUTPUT 606 lm - 2200K/CRI 80 / 26W - LED 2898 lm ≠ OUTPUT 628 lm - 2700K/CRI 80 / 26W - LED 3105 lm ≠ OUTPUT 673 lm - 3000K/CRI 80 / 26W - LED 3209 lm ≠ OUTPUT 696 lm - 4000K/CRI 80

2200K

Non Dimmable

- F017Q1SA006
- F017Q1SA033
- 1-10V
- F017Q1SB006
- F017Q1SB033
- Dali
- F017Q1SD006
- F017Q1SD033

2700K

Non Dimmable

- F017Q2SA006
- F017Q2SA033
- 1-10V
- F017Q2SB006
- F017Q2SB033
- Dali
- F017Q2SD006
- F017Q2SD033

3000K

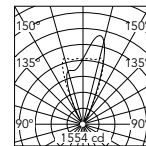
Non Dimmable

- F017Q3SA006
- F017Q3SA033
- 1-10V
- F017Q3SB006
- F017Q3SB033
- Dali
- F017Q3SD006
- F017Q3SD033

4000K

Non Dimmable

- F017Q4SA006
- F017Q4SA033
- 1-10V
- F017Q4SB006
- F017Q4SB033
- Dali
- F017Q4SD006
- F017Q4SD033



@3000K

Beam Angle: 42°	h(m)	E(lx)	Dxm
1	1474	0.76	
2	368	1.51	
3	164	2.27	
4	92	3.03	
5	59	3.78	

Optic Elliptical 12° x 40°

Power Led: 26W - LED 2795 lm ≠ OUTPUT 580 lm - 2200K/CRI 80 / 26W - LED 2898 lm ≠ OUTPUT 602 lm - 2700K/CRI 80 / 26W - LED 3105 lm ≠ OUTPUT 645 lm - 3000K/CRI 80 / 26W - LED 3209 lm ≠ OUTPUT 666 lm - 4000K/CRI 80

2200K

Non Dimmable

- F017Q1TA006
- F017Q1TA033
- 1-10V
- F017Q1TB006
- F017Q1TB033
- Dali
- F017Q1TD006
- F017Q1TD033

2700K

Non Dimmable

- F017Q2TA006
- F017Q2TA033
- 1-10V
- F017Q2TB006
- F017Q2TB033
- Dali
- F017Q2TD006
- F017Q2TD033

3000K

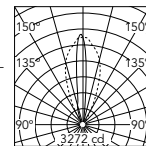
Non Dimmable

- F017Q3TA006
- F017Q3TA033
- 1-10V
- F017Q3TB006
- F017Q3TB033
- Dali
- F017Q3TD006
- F017Q3TD033

4000K

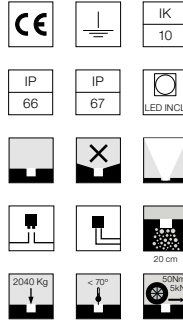
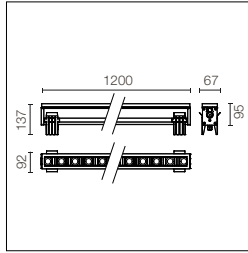
Non Dimmable

- F017Q4TA006
- F017Q4TA033
- 1-10V
- F017Q4TB006
- F017Q4TB033
- Dali
- F017Q4TD006
- F017Q4TD033



@3000K

Beam Angle: 12°	h(m)	E(lx)	Dxm
1	3271	0.21	
2	818	0.42	
3	363	0.62	
4	204	0.83	
5	131	1.04	



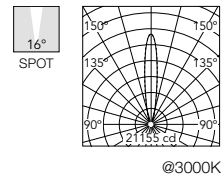
Sorgente high power LED inclusa e ottiche arretrate. Alimentazione elettrica 220-240V on off e dimmerabile 1-10V e dali. Cassaforma per l'installazione obbligatoria da ordinare separatamente. Precabato con connettori rapidi H₂O Stop presa/spina inclusi. ACT (Anti Corrosion Treatment) a richiesta.

High-power LED source included and rear lenses. 1-10V or DALI on-off and dimmable 220-240V power supply. Compulsory installation box to be ordered separately. Pre-wired with H₂O Stop quick connectors, plug/socket included. ACT (Anti-Corrosion Treatment) upon request.

Optic Spot 16°

Power Led: 33,5W - LED 3726 lm ≠ OUTPUT 2736 lm - 2200K/CRI 80 / 33,5W - LED 3864 lm ≠ OUTPUT 2837 lm - 2700K/CRI 80 / 33,5W - LED 4140 lm ≠ OUTPUT 3040 lm - 3000K/CRI 80 / 33,5W - LED 4278 lm ≠ OUTPUT 3141 lm - 4000K/CRI 80

2200K	2700K	3000K	4000K
Non Dimmable	Non Dimmable	Non Dimmable	Non Dimmable
● F017R1AA006	● F017R2AA006	● F017R3AA006	● F017R4AA006
● F017R1AA033	● F017R2AA033	● F017R3AA033	● F017R4AA033
1-10V	1-10V	1-10V	1-10V
● F017R1AB006	● F017R2AB006	● F017R3AB006	● F017R4AB006
● F017R1AB033	● F017R2AB033	● F017R3AB033	● F017R4AB033
Dali	Dali	Dali	Dali
● F017R1AD006	● F017R2AD006	● F017R3AD006	● F017R4AD006
● F017R1AD033	● F017R2AD033	● F017R3AD033	● F017R4AD033



Beam Angle: 16°

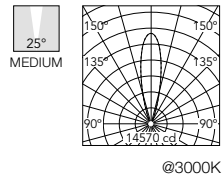
h(m)	E(lx)	D(m)
1	21155	0.27
2	5289	0.55
3	2351	0.82
4	1322	1.09
5	846	1.37

@3000K

Optic Medium 25°

Power Led: 33,5W - LED 3726 lm ≠ OUTPUT 2945 lm - 2200K/CRI 80 / 33,5W - LED 3864 lm ≠ OUTPUT 3054 lm - 2700K/CRI 80 / 33,5W - LED 4140 lm ≠ OUTPUT 3272 lm - 3000K/CRI 80 / 33,5W - LED 4278 lm ≠ OUTPUT 3381 lm - 4000K/CRI 80

2200K	2700K	3000K	4000K
Non Dimmable	Non Dimmable	Non Dimmable	Non Dimmable
● F017R1BA006	● F017R2BA006	● F017R3BA006	● F017R4BA006
● F017R1BA033	● F017R2BA033	● F017R3BA033	● F017R4BA033
1-10V	1-10V	1-10V	1-10V
● F017R1BB006	● F017R2BB006	● F017R3BB006	● F017R4BB006
● F017R1BB033	● F017R2BB033	● F017R3BB033	● F017R4BB033
Dali	Dali	Dali	Dali
● F017R1BD006	● F017R2BD006	● F017R3BD006	● F017R4BD006
● F017R1BD033	● F017R2BD033	● F017R3BD033	● F017R4BD033



Beam Angle: 25°

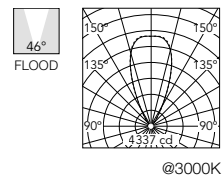
h(m)	E(lx)	D(m)
1	14570	0.44
2	3643	0.88
3	1619	1.32
4	911	1.76
5	583	2.20

@3000K

Optic Flood 46°

Power Led: 33,5W - LED 3726 lm ≠ OUTPUT 2565 lm - 2200K/CRI 80 / 33,5W - LED 3864 lm ≠ OUTPUT 2660 lm - 2700K/CRI 80 / 33,5W - LED 4140 lm ≠ OUTPUT 2850 lm - 3000K/CRI 80 / 33,5W - LED 4278 lm ≠ OUTPUT 2945 lm - 4000K/CRI 80

2200K	2700K	3000K	4000K
Non Dimmable	Non Dimmable	Non Dimmable	Non Dimmable
● F017R1CA006	● F017R2CA006	● F017R3CA006	● F017R4CA006
● F017R1CA033	● F017R2CA033	● F017R3CA033	● F017R4CA033
1-10V	1-10V	1-10V	1-10V
● F017R1CB006	● F017R2CB006	● F017R3CB006	● F017R4CB006
● F017R1CB033	● F017R2CB033	● F017R3CB033	● F017R4CB033
Dali	Dali	Dali	Dali
● F017R1CD006	● F017R2CD006	● F017R3CD006	● F017R4CD006
● F017R1CD033	● F017R2CD033	● F017R3CD033	● F017R4CD033



Beam Angle: 46°

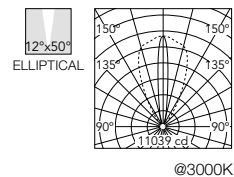
h(m)	E(lx)	D(m)
1	4316	0.85
2	1079	1.71
3	480	2.56
4	270	3.42
5	173	4.27

@3000K

Optic Elliptical 12° x 50°

Power Led: 33,5W - LED 3726 lm ≠ OUTPUT 2572 lm - 2200K/CRI 80 / 33,5W - LED 3864 lm ≠ OUTPUT 2668 lm - 2700K/CRI 80 / 33,5W - LED 4140 lm ≠ OUTPUT 2858 lm - 3000K/CRI 80 / 33,5W - LED 4278 lm ≠ OUTPUT 2953 lm - 4000K/CRI 80

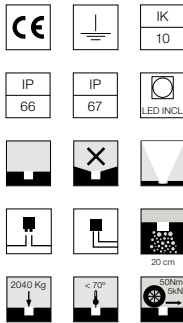
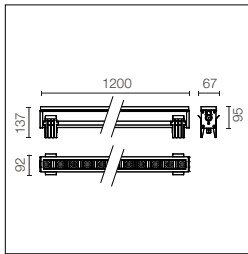
2200K	2700K	3000K	4000K
Non Dimmable	Non Dimmable	Non Dimmable	Non Dimmable
● F017R1DA006	● F017R2DA006	● F017R3DA006	● F017R4DA006
● F017R1DA033	● F017R2DA033	● F017R3DA033	● F017R4DA033
1-10V	1-10V	1-10V	1-10V
● F017R1DB006	● F017R2DB006	● F017R3DB006	● F017R4DB006
● F017R1DB033	● F017R2DB033	● F017R3DB033	● F017R4DB033
Dali	Dali	Dali	Dali
● F017R1DD006	● F017R2DD006	● F017R3DD006	● F017R4DD006
● F017R1DD033	● F017R2DD033	● F017R3DD033	● F017R4DD033



Beam Angle: 12°

h(m)	E(lx)	D(m)
1	11037	0.22
2	2759	0.44
3	1226	0.66
4	690	0.87
5	441	1.09

@3000K



Sorgente high power LED inclusa e ottiche arretrate equipaggiate con griglia frangiluce antiabbagliamento. Alimentazione elettrica 220-240V on off e dimmerabile 1-10V e dali.
Cassaforma per l'installazione obbligatoria da ordinare separatamente.
Precabato con connettori rapidi H₂O Stop presa/spina inclusi.
ACT (Anti Corrosion Treatment) a richiesta.

High-power LED source included and rear lenses equipped with anti-glare diffuser grille. 1-10V or DALI on-off and dimmable 220-240V power supply.
Compulsory installation box to be ordered separately.
Pre-wired with H₂O Stop quick connectors, plug/socket included.
ACT (Anti-Corrosion Treatment) upon request.

Optic Spot 16°

Power Led: 33,5W - LED 3726 lm ≠ OUTPUT 2006 lm - 2200K/CRI 80 / 33,5W - LED 3864 lm ≠ OUTPUT 2080 lm - 2700K/CRI 80 / 33,5W - LED 4140 lm ≠ OUTPUT 2229 lm - 3000K/CRI 80 / 33,5W - LED 4278 lm ≠ OUTPUT 2303 lm - 4000K/CRI 80

2200K

- Non Dimmable
- F017R1HA006
 - F017R1HA033
 - 1-10V
 - F017R1HB006
 - F017R1HB033
 - Dali
 - F017R1HD006
 - F017R1HD033

2700K

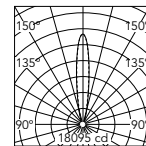
- Non Dimmable
- F017R2HA006
 - F017R2HA033
 - 1-10V
 - F017R2HB006
 - F017R2HB033
 - Dali
 - F017R2HD006
 - F017R2HD033

3000K

- Non Dimmable
- F017R3HA006
 - F017R3HA033
 - 1-10V
 - F017R3HB006
 - F017R3HB033
 - Dali
 - F017R3HD006
 - F017R3HD033

4000K

- Non Dimmable
- F017R4HA006
 - F017R4HA033
 - 1-10V
 - F017R4HB006
 - F017R4HB033
 - Dali
 - F017R4HD006
 - F017R4HD033



@3000K

Beam Angle: 16°

h(m)	E(lx)	Dxm
1	18095	0.28
2	4524	0.56
3	2011	0.83
4	1131	1.11
5	724	1.39

Optic Medium 25°

Power Led: 33,5W - LED 3726 lm ≠ OUTPUT 2125 lm - 2200K/CRI 80 / 33,5W - LED 3864 lm ≠ OUTPUT 2203 lm - 2700K/CRI 80 / 33,5W - LED 4140 lm ≠ OUTPUT 2361 lm - 3000K/CRI 80 / 33,5W - LED 4278 lm ≠ OUTPUT 2439 lm - 4000K/CRI 80

2200K

- Non Dimmable
- F017R1JA006
 - F017R1JA033
 - 1-10V
 - F017R1JB006
 - F017R1JB033
 - Dali
 - F017R1JD006
 - F017R1JD033

2700K

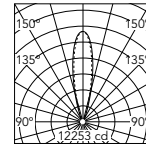
- Non Dimmable
- F017R2JA006
 - F017R2JA033
 - 1-10V
 - F017R2JB006
 - F017R2JB033
 - Dali
 - F017R2JD006
 - F017R2JD033

3000K

- Non Dimmable
- F017R3JA006
 - F017R3JA033
 - 1-10V
 - F017R3JB006
 - F017R3JB033
 - Dali
 - F017R3JD006
 - F017R3JD033

4000K

- Non Dimmable
- F017R4JA006
 - F017R4JA033
 - 1-10V
 - F017R4JB006
 - F017R4JB033
 - Dali
 - F017R4JD006
 - F017R4JD033



@3000K

Beam Angle: 25°

h(m)	E(lx)	Dxm
1	12253	0.44
2	3063	0.87
3	1361	1.31
4	766	1.74
5	490	2.18

Optic Flood 39°

Power Led: 33,5W - LED 3726 lm ≠ OUTPUT 1643 lm - 2200K/CRI 80 / 33,5W - LED 3864 lm ≠ OUTPUT 1704 lm - 2700K/CRI 80 / 33,5W - LED 4140 lm ≠ OUTPUT 1826 lm - 3000K/CRI 80 / 33,5W - LED 4278 lm ≠ OUTPUT 1887 lm - 4000K/CRI 80

2200K

- Non Dimmable
- F017R1KA006
 - F017R1KA033
 - 1-10V
 - F017R1KB006
 - F017R1KB033
 - Dali
 - F017R1KD006
 - F017R1KD033

2700K

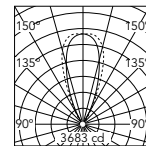
- Non Dimmable
- F017R2KA006
 - F017R2KA033
 - 1-10V
 - F017R2KB006
 - F017R2KB033
 - Dali
 - F017R2KD006
 - F017R2KD033

3000K

- Non Dimmable
- F017R3KA006
 - F017R3KA033
 - 1-10V
 - F017R3KB006
 - F017R3KB033
 - Dali
 - F017R3KD006
 - F017R3KD033

4000K

- Non Dimmable
- F017R4KA006
 - F017R4KA033
 - 1-10V
 - F017R4KB006
 - F017R4KB033
 - Dali
 - F017R4KD006
 - F017R4KD033



@3000K

Beam Angle: 39°

h(m)	E(lx)	Dxm
1	3672	0.71
2	918	1.43
3	408	2.14
4	230	2.86
5	147	3.57

Optic Elliptical 13° x 40°

Power Led: 33,5W - LED 3726 lm ≠ OUTPUT 1639 lm - 2200K/CRI 80 / 33,5W - LED 3864 lm ≠ OUTPUT 1700 lm - 2700K/CRI 80 / 33,5W - LED 4140 lm ≠ OUTPUT 1821 lm - 3000K/CRI 80 / 33,5W - LED 4278 lm ≠ OUTPUT 1882 lm - 4000K/CRI 80

2200K

- Non Dimmable
- F017R1LA006
 - F017R1LA033
 - 1-10V
 - F017R1LB006
 - F017R1LB033
 - Dali
 - F017R1LD006
 - F017R1LD033

2700K

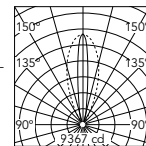
- Non Dimmable
- F017R2LA006
 - F017R2LA033
 - 1-10V
 - F017R2LB006
 - F017R2LB033
 - Dali
 - F017R2LD006
 - F017R2LD033

3000K

- Non Dimmable
- F017R3LA006
 - F017R3LA033
 - 1-10V
 - F017R3LB006
 - F017R3LB033
 - Dali
 - F017R3LD006
 - F017R3LD033

4000K

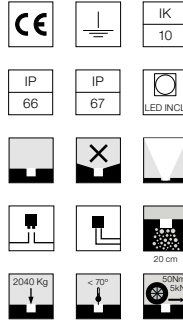
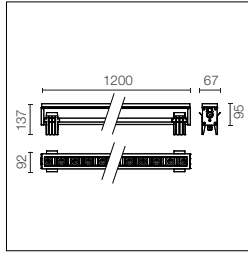
- Non Dimmable
- F017R4LA006
 - F017R4LA033
 - 1-10V
 - F017R4LB006
 - F017R4LB033
 - Dali
 - F017R4LD006
 - F017R4LD033



@3000K

Beam Angle: 13°

h(m)	E(lx)	Dxm
1	9367	0.22
2	2342	0.44
3	1041	0.67
4	585	0.89
5	375	1.11



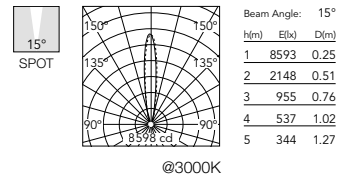
Sorgente high power LED inclusa e ottiche arretrate equipaggiate con griglia frangiluce asimmetrica antiabbagliamento. Alimentazione elettrica 220-240V on off e dimmerabile 1-10V e dali.
Cassaforma per l'installazione obbligatoria da ordinare separatamente.
Precabato con connettori rapidi H₂O Stop presa/spina inclusi.
ACT (Anti Corrosion Treatment) a richiesta.

High-power LED source included and rear lenses equipped with anti-glare asymmetrical diffuser grille. 1-10V or DALI on-off and dimmable 220-240V power supply.
Compulsory installation box to be ordered separately.
Pre-wired with H₂O Stop quick connectors, plug/socket included.
ACT (Anti-Corrosion Treatment) upon request.

Optic Spot 15°

Power Led: 33,5W - LED 3726 lm ≠ OUTPUT 954 lm - 2200K/CRI 80 / 33,5W - LED 3864 lm ≠ OUTPUT 989 lm - 2700K/CRI 80 / 33,5W - LED 4140 lm ≠ OUTPUT 1059 lm - 3000K/CRI 80 / 33,5W - LED 4278 lm ≠ OUTPUT 1095 lm - 4000K/CRI 80

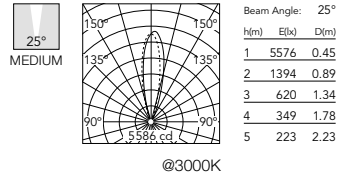
2200K	2700K	3000K	4000K
Non Dimmable	Non Dimmable	Non Dimmable	Non Dimmable
● F017R1QA006	● F017R2QA006	● F017R3QA006	● F017R4QA006
● F017R1QA033	● F017R2QA033	● F017R3QA033	● F017R4QA033
1-10V	1-10V	1-10V	1-10V
● F017R1QB006	● F017R2QB006	● F017R3QB006	● F017R4QB006
● F017R1QB033	● F017R2QB033	● F017R3QB033	● F017R4QB033
Dali	Dali	Dali	Dali
● F017R1QD006	● F017R2QD006	● F017R3QD006	● F017R4QD006
● F017R1QD033	● F017R2QD033	● F017R3QD033	● F017R4QD033



Optic Medium 25°

Power Led: 33,5W - LED 3726 lm ≠ OUTPUT 1009 lm - 2200K/CRI 80 / 33,5W - LED 3864 lm ≠ OUTPUT 1046 lm - 2700K/CRI 80 / 33,5W - LED 4140 lm ≠ OUTPUT 1121 lm - 3000K/CRI 80 / 33,5W - LED 4278 lm ≠ OUTPUT 1158 lm - 4000K/CRI 80

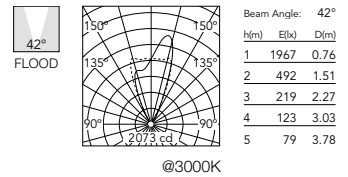
2200K	2700K	3000K	4000K
Non Dimmable	Non Dimmable	Non Dimmable	Non Dimmable
● F017R1RA006	● F017R2RA006	● F017R3RA006	● F017R4RA006
● F017R1RA033	● F017R2RA033	● F017R3RA033	● F017R4RA033
1-10V	1-10V	1-10V	1-10V
● F017R1RB006	● F017R2RB006	● F017R3RB006	● F017R4RB006
● F017R1RB033	● F017R2RB033	● F017R3RB033	● F017R4RB033
Dali	Dali	Dali	Dali
● F017R1RD006	● F017R2RD006	● F017R3RD006	● F017R4RD006
● F017R1RD033	● F017R2RD033	● F017R3RD033	● F017R4RD033



Optic Flood 42°

Power Led: 33,5W - LED 3726 lm ≠ OUTPUT 808 lm - 2200K/CRI 80 / 33,5W - LED 3864 lm ≠ OUTPUT 838 lm - 2700K/CRI 80 / 33,5W - LED 4140 lm ≠ OUTPUT 898 lm - 3000K/CRI 80 / 33,5W - LED 4278 lm ≠ OUTPUT 928 lm - 4000K/CRI 80

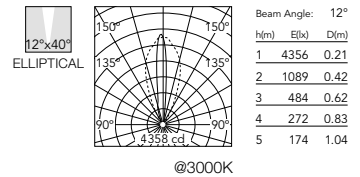
2200K	2700K	3000K	4000K
Non Dimmable	Non Dimmable	Non Dimmable	Non Dimmable
● F017R1SA006	● F017R2SA006	● F017R3SA006	● F017R4SA006
● F017R1SA033	● F017R2SA033	● F017R3SA033	● F017R4SA033
1-10V	1-10V	1-10V	1-10V
● F017R1SB006	● F017R2SB006	● F017R3SB006	● F017R4SB006
● F017R1SB033	● F017R2SB033	● F017R3SB033	● F017R4SB033
Dali	Dali	Dali	Dali
● F017R1SD006	● F017R2SD006	● F017R3SD006	● F017R4SD006
● F017R1SD033	● F017R2SD033	● F017R3SD033	● F017R4SD033



Optic Elliptical 12° x 40°

Power Led: 33,5W - LED 3726 lm ≠ OUTPUT 773 lm - 2200K/CRI 80 / 33,5W - LED 3864 lm ≠ OUTPUT 802 lm - 2700K/CRI 80 / 33,5W - LED 4140 lm ≠ OUTPUT 859 lm - 3000K/CRI 80 / 33,5W - LED 4278 lm ≠ OUTPUT 888 lm - 4000K/CRI 80

2200K	2700K	3000K	4000K
Non Dimmable	Non Dimmable	Non Dimmable	Non Dimmable
● F017R1TA006	● F017R2TA006	● F017R3TA006	● F017R4TA006
● F017R1TA033	● F017R2TA033	● F017R3TA033	● F017R4TA033
1-10V	1-10V	1-10V	1-10V
● F017R1TB006	● F017R2TB006	● F017R3TB006	● F017R4TB006
● F017R1TB033	● F017R2TB033	● F017R3TB033	● F017R4TB033
Dali	Dali	Dali	Dali
● F017R1TD006	● F017R2TD006	● F017R3TD006	● F017R4TD006
● F017R1TD033	● F017R2TD033	● F017R3TD033	● F017R4TD033



Ingraze: Accessori / Accessories

Cassaforma frame/frameless per installazione singola.	Framed/frameless installation box for single installations.	L 400 F017Z110000 L 600 F017Z120000 L 900 F017Z130000 L 1200 F017Z140000	 Frame	
			 Frameless	
Cassaforma frame per installazione singola flush.	Framed installation box for single flush installations.	L 400 F017Z010000 L 600 F017Z020000 L 900 F017Z030000 L 1200 F017Z040000	 Frame Flush	
				
Cassaforma anti-theft frame/frameless per installazione singola.	Framed/frameless anti-theft installation box for single installations.	L 400 F017Z710000 L 600 F017Z720000 L 900 F017Z730000 L 1200 F017Z740000	 Frame	
			 Frameless	
Kit staffe anti-theft frame.	Framed anti-theft bracket kit.	<ul style="list-style-type: none"> ● F017Z550006 ● F017Z550033 		
Cassaforma anti-theft frame completa per installazione singola flush.	Complete framed anti-theft installation box for single flush installations.	L 400 F017Z610000 L 600 F017Z620000 L 900 F017Z630000 L 1200 F017Z640000	 Frame Flush	
				
Kit staffe anti-theft frameless.	Frameless anti-theft bracket kit.	<ul style="list-style-type: none"> ● F017Z560006 ● F017Z560033 		



Ingraze Frameless

Ingraze Frame

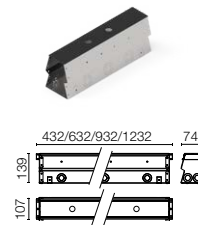
Ingraze Frame Flush

Ingraze: Accessori / Accessories

Modulo fila continua frame/
frameless.

Framed/frameless continuous
line module.

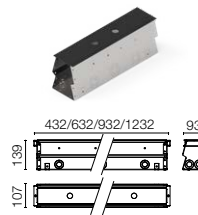
L 400
F017Z211000
L 600
F017Z221000
L 900
F017Z231000
L 1200
F017Z241000



Modulo fila continua frame
flush.

Framed flush continuous line
module.


L 400
F017Z210000
L 600
F017Z220000
L 900
F017Z230000
L 1200
F017Z240000



Kit testate di chiusura
standard.

Standard end-plate cover
kit.

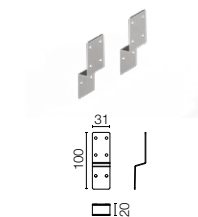
F017Z490000



Kit piastre di giunzione
standard.

Standard connecting plate
kit.

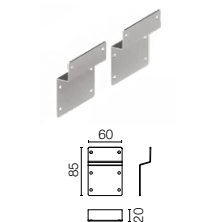
F017Z530000



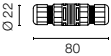

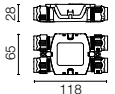




Kit piastre di giunzione anti-
theft.

Anti-theft connecting plate
kit.

F017Z531000



Ingraze: Accessori / Accessories

Sistema di giunzione IP68 H ₂ O Stop anti-condensa a 2 vie 4 poli.	2 way terminal block 4 poles IP68 H ₂ O Stop.	F990C00A000	 
Sistema di giunzione IP68 H ₂ O Stop anti-condensa a 3/4 vie 4 poli. (Ø5,5÷12mm cavo).	3/4 way terminal block 4 poles IP68 H ₂ O Stop. (Ø5,5÷12mm cable).	F990C010000	 
Scatola di derivazione 5 poli 4 vie IP68 (cavi 6-14 mm).	4 way junction box 5 poles IP68 (6-14 mm cables).	F990C030000	 
Kit connettore 5 poli presa volante + spina EU IP68.	Connector kit 5-pole flying socket + EU plug IP68.	F990C080000	 
Kit connettore 4 poli Presa Volante + Spina EU IP68.	4-pin connector kit with detachable socket + IP68 EU plug.	F990C081000	 
Kit connettore 5 poli presa volante con riduttore + tappo EU.	5-pin connector kit with detachable socket and reducer + EU cap	F990C082000	
Kit connettore 4 poli presa volante con riduttore + tappo EU	4-pin connector kit with detachable socket and reducer + EU cap	F990C083000	

Outgraze

Designed by Flos Outdoor



Outgraze





Famiglia / Family

Outgraze 35 L 300



Power Led

7W
517 lm - 2700K/CRI 80
536 lm - 3000K/CRI 80
554 lm - 4000K/CRI 80

Easy Mid - Power Led

4,5W
190 lm - 2700K/CRI 80
207 lm - 3000K/CRI 80
223 lm - 4000K/CRI 80

Easy Tunable White

Mid - Power Led
4,5W
95÷120 lm - 2700K÷5700K/CRI 80

Outgraze 35 L 600



Power Led

12W
1034 lm - 2700K/CRI 80
1071 lm - 3000K/CRI 80
1108 lm - 4000K/CRI 80

Easy Mid - Power Led

9W
381 lm - 2700K/CRI 80
414 lm - 3000K/CRI 80
447 lm - 4000K/CRI 80

Easy Tunable White

Mid - Power Led
9W
190÷240 lm - 2700K÷5700K/CRI 80

Outgraze 35 L 900



Power Led

18W
1551 lm - 2700K/CRI 80
1807 lm - 3000K/CRI 80
1662 lm - 4000K/CRI 80

Easy Mid - Power Led

13W
571 lm - 2700K/CRI 80
621 lm - 3000K/CRI 80
670 lm - 4000K/CRI 80

Easy Tunable White

Mid - Power Led
13W
285÷360 lm - 2700K÷5700K/CRI 80

Outgraze 35 L 1200



Power Led

23W
2089 lm - 2700K/CRI 80
2142 lm - 3000K/CRI 80
2216 lm - 4000K/CRI 80

Easy Mid - Power Led

17,5W
761 lm - 2700K/CRI 80
827 lm - 3000K/CRI 80
894 lm - 4000K/CRI 80

Easy Tunable White

Mid - Power Led
17,5W
381÷480 lm - 2700K÷5700K/CRI 80

Outgraze 50 L 300



Power Led

8W
685 lm - 2700K/CRI 80
709 lm - 3000K/CRI 80
734 lm - 4000K/CRI 80

Easy Mid - Power Led

8W
310 lm - 2700K/CRI 80
337 lm - 3000K/CRI 80
364 lm - 4000K/CRI 80

Easy Tunable White Dali

Mid - Power Led
6,5W
220 lm - 2700K/CRI 80

Outgraze 50 L 600



Power Led

14,5W
1369 lm - 2700K/CRI 80
1418 lm - 3000K/CRI 80
1467 lm - 4000K/CRI 80

Easy Mid - Power Led

14,5W
620 lm - 2700K/CRI 80
674 lm - 3000K/CRI 80
728 lm - 4000K/CRI 80

Easy Tunable White Dali

Mid - Power Led
11W
440 lm - 2700K/CRI 80

RGB - Power Led

26W

RGBW - Power Led

24W

Tunable White - Dali

Mid - Power Led
13W
722 lm - 2700÷5700K/CRI 80

Easy - Dali

Mid - Power Led
14,5W
1106 lm - 2700K/CRI 80
1198 lm - 3000K/CRI 80
1290 lm - 4000K/CRI 80

Outgraze 50 L 900



Power Led

20W
2054 lm - 2700K/CRI 80
2127 lm - 3000K/CRI 80
2201 lm - 4000K/CRI 80

Easy / Easy Dali

Mid - Power Led
20W
930 lm - 2700K/CRI 80
1011 lm - 3000K/CRI 80
1092 lm - 4000K/CRI 80

Easy Tunable White Dali

Mid - Power Led
16W
660 lm - 2700K/CRI 80

RGB - Power Led

37W

RGBW - Power Led

33W

Tunable White - Dali

Mid - Power Led
18,5W
1082 lm - 2700K/CRI 80

Outgraze 50 L 1200



Power Led

27W
2739 lm - 2700K/CRI 80
2836 lm - 3000K/CRI 80
2934 lm - 4000K/CRI 80

Easy / Easy Dali

Mid - Power Led
27W
1240 lm - 2700K/CRI 80
1348 lm - 3000K/CRI 80
1456 lm - 4000K/CRI 80

Easy Tunable White Dali

Mid - Power Led
21W
879 lm - 2700K/CRI 80

RGB - Power Led

48W

RGBW - Power Led

43W

Tunable White - Dali

Mid - Power Led
23W
1443 lm - 2700K/CRI 80

Descrizione / Description

Apparecchio da esterni per installazione a parete o soffitto con fonte di luce a LED.

Corpo centrale in alluminio estruso, estremità di chiusura in alluminio pressofuso.

Ottiche realizzate con passo costante tra le lenti per offrire flusso luminoso omogeneo anche in caso di più lampade installate in una Continuous Line.

Rivestimento esterno ad alta resistenza applicato con un doppio strato con polveri secondo lo standard QUALICOAT. Il primo strato di polvere epossidica dà resistenza chimica e meccanica, il secondo strato di finitura di polvere poliestere assicura resistenza ai raggi UV ed agli agenti atmosferici.

Le superfici verniciate sono trattate con lavaggi alcalini e acidi, risciacquate con acqua demineralizzata e sottoposte a un trattamento di conversione chimica per proteggere contro l'ossidazione.

Diffusore in vetro trasparente extra chiaro o sabbato serigrafato e incollato per garantire la tenuta all'acqua.

L'installazione del prodotto prevede l'uso obbligatorio di staffe in acciaio, da ordinare separatamente.

Apparecchi forniti con uno spezzone di cavo in neoprene di circa 1000 mm uscente su un lato.

Disponibile versione degli apparecchi con collegamento passante per installazione multipla con continuità di linea.

Luminaire for outdoor use for installation on the wall or ceiling with LED light source.

Central body in extruded aluminum, end cap in die-cast aluminum.

Optics made with constant pitch between the lenses to offer a homogeneous luminous flux even in case of multiple lamps installed in a continuous line.

High resistance external coating applied with a double layer of epoxy powders in accordance with the QUALICOAT standard. The first layer of epoxy powder gives chemical and mechanical resistance, the second finishing layer of polyester powder ensures resistance to UV rays and atmospheric agents.

The painted surfaces are treated with alkaline and acidic washes, then rinsed with demineralized water, subjected to a chemical conversion treatment to protect against oxidation. Diffuser in extra clear transparent glass or sandblasted glass, screen-printed and glued to ensure a watertight seal.

The installation of the product requires use of steel brackets, to be ordered separately.

Luminaire provided with a length of approximately 1000 mm of outgoing neoprene cable on one side.

Available versions of luminaires with loop-through connection for multiple installation with continuity of line.

Colori / Colours

Outgraze



01 White



06 Grey



12 Forest Green



18 Deep Brown



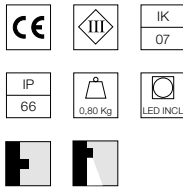
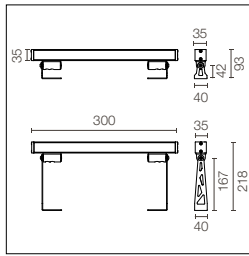
30 Black



33 Anthracite

Outgraze





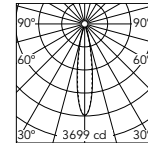
Alimentazione elettrica remota 48V e staffe di installazione da ordinare separatamente. Vetro trasparente extra chiaro, esclusa versione DIFFUSED con vetro sabbato. Apparecchi dimmerabili PWM. A richiesta versione SMART (potenza 4W - flusso -50% lm).

48V remote power supply and installation brackets to be ordered separately. Extra clear transparent glass, excluding the DIFFUSE version with sandblasted glass. Dimmable PWM luminaires. SMART version available upon request (power 4W - flux -50% lm).

Power Led: 7W - 696 lm ≠ *FIXT 517 lm - 2700K/CRI 80 - 48V / 7W - 720 lm ≠ *FIXT 536 lm - 3000K/CRI 80 - 48V / 7W - 745 lm ≠ *FIXT 554 lm - 4000K/CRI 80 - 48V
 *FIXT lm = Medium Optic

1Standard - Schema elettrico n.1 page 622 / Wiring diagram n.1 page 622

- | | | | |
|---------------|---------------|---------------|---------------|
| 2200K | 2700K | 3000K | 4000K |
| ○ F020A11H001 | ○ F020A21H001 | ○ F020A31H001 | ○ F020A41H001 |
| ● F020A11H006 | ● F020A21H006 | ● F020A31H006 | ● F020A41H006 |
| ● F020A11H012 | ● F020A21H012 | ● F020A31H012 | ● F020A41H012 |
| ● F020A11H018 | ● F020A21H018 | ● F020A31H018 | ● F020A41H018 |
| ● F020A11H030 | ● F020A21H030 | ● F020A31H030 | ● F020A41H030 |
| ● F020A11H033 | ● F020A21H033 | ● F020A31H033 | ● F020A41H033 |



Beam Angle: 18°

h(m)	E(lx)	D(m)
1	3699	0.34
2	925	0.68
3	411	1.02
4	231	1.36
5	148	1.70

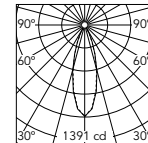
@4000K

2Quick Install I H₂O Stop Fast Connect - Schema elettrico n.2 page 622 / Wiring diagram n.2 page 622

- | | | | |
|---------------|---------------|---------------|---------------|
| 2200K | 2700K | 3000K | 4000K |
| ○ F020B11H001 | ○ F020B21H001 | ○ F020B31H001 | ○ F020B41H001 |
| ● F020B11H006 | ● F020B21H006 | ● F020B31H006 | ● F020B41H006 |
| ● F020B11H012 | ● F020B21H012 | ● F020B31H012 | ● F020B41H012 |
| ● F020B11H018 | ● F020B21H018 | ● F020B31H018 | ● F020B41H018 |
| ● F020B11H030 | ● F020B21H030 | ● F020B31H030 | ● F020B41H030 |
| ● F020B11H033 | ● F020B21H033 | ● F020B31H033 | ● F020B41H033 |

1Standard - Schema elettrico n.1 page 622 / Wiring diagram n.1 page 622

- | | | | |
|---------------|---------------|---------------|---------------|
| 2200K | 2700K | 3000K | 4000K |
| ○ F020A15H001 | ○ F020A25H001 | ○ F020A35H001 | ○ F020A45H001 |
| ● F020A15H006 | ● F020A25H006 | ● F020A35H006 | ● F020A45H006 |
| ● F020A15H012 | ● F020A25H012 | ● F020A35H012 | ● F020A45H012 |
| ● F020A15H018 | ● F020A25H018 | ● F020A35H018 | ● F020A45H018 |
| ● F020A15H030 | ● F020A25H030 | ● F020A35H030 | ● F020A45H030 |
| ● F020A15H033 | ● F020A25H033 | ● F020A35H033 | ● F020A45H033 |



Beam Angle: 30°

h(m)	E(lx)	D(m)
1	1391	0.55
2	348	1.11
3	155	1.66
4	87	2.22
5	56	2.77

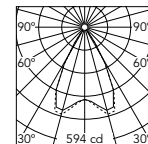
@4000K

2Quick Install I H₂O Stop Fast Connect - Schema elettrico n.2 page 622 / Wiring diagram n.2 page 622

- | | | | |
|---------------|---------------|---------------|---------------|
| 2200K | 2700K | 3000K | 4000K |
| ○ F020B15H001 | ○ F020B25H001 | ○ F020B35H001 | ○ F020B45H001 |
| ● F020B15H006 | ● F020B25H006 | ● F020B35H006 | ● F020B45H006 |
| ● F020B15H012 | ● F020B25H012 | ● F020B35H012 | ● F020B45H012 |
| ● F020B15H018 | ● F020B25H018 | ● F020B35H018 | ● F020B45H018 |
| ● F020B15H030 | ● F020B25H030 | ● F020B35H030 | ● F020B45H030 |
| ● F020B15H033 | ● F020B25H033 | ● F020B35H033 | ● F020B45H033 |

1Standard - Schema elettrico n.1 page 622 / Wiring diagram n.1 page 622

- | | | | |
|---------------|---------------|---------------|---------------|
| 2200K | 2700K | 3000K | 4000K |
| ○ F020A1AH001 | ○ F020A2AH001 | ○ F020A3AH001 | ○ F020A4AH001 |
| ● F020A1AH006 | ● F020A2AH006 | ● F020A3AH006 | ● F020A4AH006 |
| ● F020A1AH012 | ● F020A2AH012 | ● F020A3AH012 | ● F020A4AH012 |
| ● F020A1AH018 | ● F020A2AH018 | ● F020A3AH018 | ● F020A4AH018 |
| ● F020A1AH030 | ● F020A2AH030 | ● F020A3AH030 | ● F020A4AH030 |
| ● F020A1AH033 | ● F020A2AH033 | ● F020A3AH033 | ● F020A4AH033 |



Beam Angle: 59°

h(m)	E(lx)	D(m)
1	594	1.14
2	148	2.28
3	66	3.41
4	37	4.55
5	24	5.69

@4000K

2Quick Install I H₂O Stop Fast Connect - Schema elettrico n.2 page 622 / Wiring diagram n.2 page 622

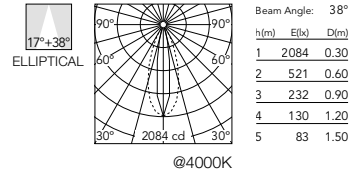
- | | | | |
|---------------|---------------|---------------|---------------|
| 2200K | 2700K | 3000K | 4000K |
| ○ F020B1AH001 | ○ F020B2AH001 | ○ F020B3AH001 | ○ F020B4AH001 |
| ● F020B1AH006 | ● F020B2AH006 | ● F020B3AH006 | ● F020B4AH006 |
| ● F020B1AH012 | ● F020B2AH012 | ● F020B3AH012 | ● F020B4AH012 |
| ● F020B1AH018 | ● F020B2AH018 | ● F020B3AH018 | ● F020B4AH018 |
| ● F020B1AH030 | ● F020B2AH030 | ● F020B3AH030 | ● F020B4AH030 |
| ● F020B1AH033 | ● F020B2AH033 | ● F020B3AH033 | ● F020B4AH033 |

*Standard Version: spezzone di cavo in uscita 1000 mm (accessori per collegamento da ordinare) / 1000 mm lenght prewired cable (connecting accessory to be separately ordered).

*Quick Install In H₂O Stop Version: connettore H₂O Stop Plug&Play preinstallato per connessione rapida (accessori per collegamento da ordinare) / Prewired H₂O Stop Plug&Play connector for an easy/rapid connection (connecting accessory to be ordered separately).

1Standard - Schema elettrico n.1 page 622 / Wiring diagram n.1 page 622

- | | | | |
|---------------|---------------|---------------|---------------|
| 2200K | 2700K | 3000K | 4000K |
| ○ F020A1EH001 | ○ F020A2EH001 | ○ F020A3EH001 | ○ F020A4EH001 |
| ● F020A1EH006 | ● F020A2EH006 | ● F020A3EH006 | ● F020A4EH006 |
| ● F020A1EH012 | ● F020A2EH012 | ● F020A3EH012 | ● F020A4EH012 |
| ● F020A1EH018 | ● F020A2EH018 | ● F020A3EH018 | ● F020A4EH018 |
| ● F020A1EH030 | ● F020A2EH030 | ● F020A3EH030 | ● F020A4EH030 |
| ● F020A1EH033 | ● F020A2EH033 | ● F020A3EH033 | ● F020A4EH033 |

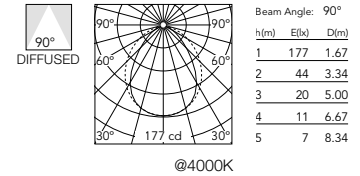


2Quick Install I H₂O Stop Fast Connect - Schema elettrico n.2 page 622 / Wiring diagram n.2 page 622

- | | | | |
|---------------|---------------|---------------|---------------|
| 2200K | 2700K | 3000K | 4000K |
| ○ F020B1EH001 | ○ F020B2EH001 | ○ F020B3EH001 | ○ F020B4EH001 |
| ● F020B1EH006 | ● F020B2EH006 | ● F020B3EH006 | ● F020B4EH006 |
| ● F020B1EH012 | ● F020B2EH012 | ● F020B3EH012 | ● F020B4EH012 |
| ● F020B1EH018 | ● F020B2EH018 | ● F020B3EH018 | ● F020B4EH018 |
| ● F020B1EH030 | ● F020B2EH030 | ● F020B3EH030 | ● F020B4EH030 |
| ● F020B1EH033 | ● F020B2EH033 | ● F020B3EH033 | ● F020B4EH033 |

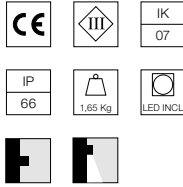
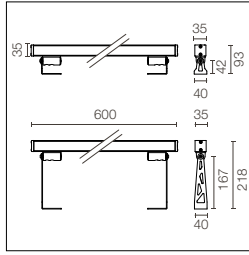
1Standard - Schema elettrico n.1 page 622 / Wiring diagram n.1 page 622

- | | | | |
|---------------|---------------|---------------|---------------|
| 2200K | 2700K | 3000K | 4000K |
| ○ F020A1JH001 | ○ F020A2JH001 | ○ F020A3JH001 | ○ F020A4JH001 |
| ● F020A1JH006 | ● F020A2JH006 | ● F020A3JH006 | ● F020A4JH006 |
| ● F020A1JH012 | ● F020A2JH012 | ● F020A3JH012 | ● F020A4JH012 |
| ● F020A1JH018 | ● F020A2JH018 | ● F020A3JH018 | ● F020A4JH018 |
| ● F020A1JH030 | ● F020A2JH030 | ● F020A3JH030 | ● F020A4JH030 |
| ● F020A1JH033 | ● F020A2JH033 | ● F020A3JH033 | ● F020A4JH033 |



2Quick Install I H₂O Stop Fast Connect - Schema elettrico n.2 page 622 / Wiring diagram n.2 page 622

- | | | | |
|---------------|---------------|---------------|---------------|
| 2200K | 2700K | 3000K | 4000K |
| ○ F020B1JH001 | ○ F020B2JH001 | ○ F020B3JH001 | ○ F020B4JH001 |
| ● F020B1JH006 | ● F020B2JH006 | ● F020B3JH006 | ● F020B4JH006 |
| ● F020B1JH012 | ● F020B2JH012 | ● F020B3JH012 | ● F020B4JH012 |
| ● F020B1JH018 | ● F020B2JH018 | ● F020B3JH018 | ● F020B4JH018 |
| ● F020B1JH030 | ● F020B2JH030 | ● F020B3JH030 | ● F020B4JH030 |
| ● F020B1JH033 | ● F020B2JH033 | ● F020B3JH033 | ● F020B4JH033 |



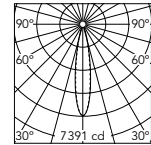
Alimentazione elettrica remota 48V e staffe di installazione da ordinare separatamente. Vetro trasparente extra chiaro, esclusa versione DIFFUSED con vetro sabbatiato. Apparecchi dimmerabili PWM.
A richiesta versione SMART (potenza 7W - flusso -50% lm).

48V remote power supply and installation brackets to be ordered separately. Extra clear transparent glass, excluding the DIFFUSE version with sandblasted glass. Dimmable PWM luminaires. SMART version available upon request (power 7W - flux -50% lm).

Power Led: 12W - 1391 lm ≠ *FIXT 1034 lm - 2700K/CRI 80 - 48V / 12W - 1441 lm ≠ *FIXT 1071 lm - 3000K/CRI 80 - 48V / 12W - 1490 lm ≠ *FIXT 1108 lm - 4000K/CRI 80 - 48V
*FIXT lm = Medium Optic

¹Standard - Schema elettrico n.1 page 622 / Wiring diagram n.1 page 622

- | | | | |
|---------------|---------------|---------------|---------------|
| 2200K | 2700K | 3000K | 4000K |
| ○ F020A12H001 | ○ F020A22H001 | ○ F020A32H001 | ○ F020A42H001 |
| ● F020A12H006 | ● F020A22H006 | ● F020A32H006 | ● F020A42H006 |
| ● F020A12H012 | ● F020A22H012 | ● F020A32H012 | ● F020A42H012 |
| ● F020A12H018 | ● F020A22H018 | ● F020A32H018 | ● F020A42H018 |
| ● F020A12H030 | ● F020A22H030 | ● F020A32H030 | ● F020A42H030 |
| ● F020A12H033 | ● F020A22H033 | ● F020A32H033 | ● F020A42H033 |



Beam Angle: 18°

H(m)	E(lx)	D(m)
1	7391	0.34
2	1848	0.68
3	821	1.02
4	462	1.36
5	296	1.70

@4000K

²Quick Install I H₂O Stop Fast Connect - Schema elettrico n.2 page 622 / Wiring diagram n.2 page 622

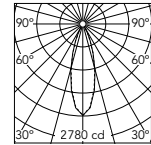
- | | | | |
|---------------|---------------|---------------|---------------|
| 2200K | 2700K | 3000K | 4000K |
| ○ F020B12H001 | ○ F020B22H001 | ○ F020B32H001 | ○ F020B42H001 |
| ● F020B12H006 | ● F020B22H006 | ● F020B32H006 | ● F020B42H006 |
| ● F020B12H012 | ● F020B22H012 | ● F020B32H012 | ● F020B42H012 |
| ● F020B12H018 | ● F020B22H018 | ● F020B32H018 | ● F020B42H018 |
| ● F020B12H030 | ● F020B22H030 | ● F020B32H030 | ● F020B42H030 |
| ● F020B12H033 | ● F020B22H033 | ● F020B32H033 | ● F020B42H033 |

³Continuous Line I/O H₂O Stop Fast Connect - Schema elettrico n.3 page 622 / Wiring diagram page 622

- | | | | |
|---------------|---------------|---------------|---------------|
| 2200K | 2700K | 3000K | 4000K |
| ○ F020C12H001 | ○ F020C22H001 | ○ F020C32H001 | ○ F020C42H001 |
| ● F020C12H006 | ● F020C22H006 | ● F020C32H006 | ● F020C42H006 |
| ● F020C12H012 | ● F020C22H012 | ● F020C32H012 | ● F020C42H012 |
| ● F020C12H018 | ● F020C22H018 | ● F020C32H018 | ● F020C42H018 |
| ● F020C12H030 | ● F020C22H030 | ● F020C32H030 | ● F020C42H030 |
| ● F020C12H033 | ● F020C22H033 | ● F020C32H033 | ● F020C42H033 |

¹Standard - Schema elettrico n.1 page 622 / Wiring diagram n.1 page 622

- | | | | |
|---------------|---------------|---------------|---------------|
| 2200K | 2700K | 3000K | 4000K |
| ○ F020A16H001 | ○ F020A26H001 | ○ F020A36H001 | ○ F020A46H001 |
| ● F020A16H006 | ● F020A26H006 | ● F020A36H006 | ● F020A46H006 |
| ● F020A16H012 | ● F020A26H012 | ● F020A36H012 | ● F020A46H012 |
| ● F020A16H018 | ● F020A26H018 | ● F020A36H018 | ● F020A46H018 |
| ● F020A16H030 | ● F020A26H030 | ● F020A36H030 | ● F020A46H030 |
| ● F020A16H033 | ● F020A26H033 | ● F020A36H033 | ● F020A46H033 |



Beam Angle: 30°

H(m)	E(lx)	D(m)
1	2780	0.55
2	695	1.11
3	309	1.66
4	174	2.22
5	111	2.77

@4000K

²Quick Install I H₂O Stop Fast Connect - Schema elettrico n.2 page 622 / Wiring diagram n.2 page 622

- | | | | |
|---------------|---------------|---------------|---------------|
| 2200K | 2700K | 3000K | 4000K |
| ○ F020B16H001 | ○ F020B26H001 | ○ F020B36H001 | ○ F020B46H001 |
| ● F020B16H006 | ● F020B26H006 | ● F020B36H006 | ● F020B46H006 |
| ● F020B16H012 | ● F020B26H012 | ● F020B36H012 | ● F020B46H012 |
| ● F020B16H018 | ● F020B26H018 | ● F020B36H018 | ● F020B46H018 |
| ● F020B16H030 | ● F020B26H030 | ● F020B36H030 | ● F020B46H030 |
| ● F020B16H033 | ● F020B26H033 | ● F020B36H033 | ● F020B46H033 |

³Continuous Line I/O H₂O Stop Fast Connect - Schema elettrico n.3 page 622 / Wiring diagram page 622

- | | | | |
|---------------|---------------|---------------|---------------|
| 2200K | 2700K | 3000K | 4000K |
| ○ F020C16H001 | ○ F020C26H001 | ○ F020C36H001 | ○ F020C46H001 |
| ● F020C16H006 | ● F020C26H006 | ● F020C36H006 | ● F020C46H006 |
| ● F020C16H012 | ● F020C26H012 | ● F020C36H012 | ● F020C46H012 |
| ● F020C16H018 | ● F020C26H018 | ● F020C36H018 | ● F020C46H018 |
| ● F020C16H030 | ● F020C26H030 | ● F020C36H030 | ● F020C46H030 |
| ● F020C16H033 | ● F020C26H033 | ● F020C36H033 | ● F020C46H033 |

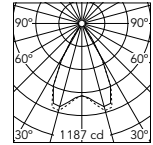
¹Standard Version: spezzone di cavo in uscita 1000 mm (accessori per collegamento da ordinare) / 1000 mm length prewired cable (connecting accessory to be separately ordered).

²Quick Install In H₂O Stop Version: connettore H₂O Stop Plug&Play preinstallato per connessione rapida (accessori per collegamento da ordinare) / Prewired H₂O Stop Plug&Play connector for an easy/rapid connection (connecting accessory to be ordered separately).

³Continuous Line In/Out H₂O Stop Version: connettori H₂O Stop Plug&Play preinstallati per connessione in linea (accessori per collegamento da ordinare) / Prewired H₂O Stop Plug&Play connectors for an easy in line connection (connecting accessory to be ordered separately).

1Standard - Schema elettrico n.1 page 622 / Wiring diagram n.1 page 622

- | | | | |
|---------------|---------------|---------------|---------------|
| 2200K | 2700K | 3000K | 4000K |
| ○ F020A1BH001 | ○ F020A2BH001 | ○ F020A3BH001 | ○ F020A4BH001 |
| ● F020A1BH006 | ● F020A2BH006 | ● F020A3BH006 | ● F020A4BH006 |
| ● F020A1BH012 | ● F020A2BH012 | ● F020A3BH012 | ● F020A4BH012 |
| ● F020A1BH018 | ● F020A2BH018 | ● F020A3BH018 | ● F020A4BH018 |
| ● F020A1BH030 | ● F020A2BH030 | ● F020A3BH030 | ● F020A4BH030 |
| ● F020A1BH033 | ● F020A2BH033 | ● F020A3BH033 | ● F020A4BH033 |



Beam Angle: 59°

h(m)	E(lx)	D(m)
1	1187	1.14
2	297	2.28
3	132	3.41
4	74	4.55
5	47	5.69

@4000K

2Quick Install I H₂O Stop Fast Connect - Schema elettrico n.2 page 622 / Wiring diagram n.2 page 622

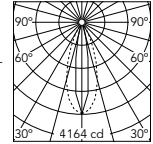
- | | | | |
|---------------|---------------|---------------|---------------|
| 2200K | 2700K | 3000K | 4000K |
| ○ F020B1BH001 | ○ F020B2BH001 | ○ F020B3BH001 | ○ F020B4BH001 |
| ● F020B1BH006 | ● F020B2BH006 | ● F020B3BH006 | ● F020B4BH006 |
| ● F020B1BH012 | ● F020B2BH012 | ● F020B3BH012 | ● F020B4BH012 |
| ● F020B1BH018 | ● F020B2BH018 | ● F020B3BH018 | ● F020B4BH018 |
| ● F020B1BH030 | ● F020B2BH030 | ● F020B3BH030 | ● F020B4BH030 |
| ● F020B1BH033 | ● F020B2BH033 | ● F020B3BH033 | ● F020B4BH033 |

3Continuous Line I/O H₂O Stop Fast Connect - Schema elettrico n.3 page 622 / Wiring diagram page 622

- | | | | |
|---------------|---------------|---------------|---------------|
| 2200K | 2700K | 3000K | 4000K |
| ○ F020C1BH001 | ○ F020C2BH001 | ○ F020C3BH001 | ○ F020C4BH001 |
| ● F020C1BH006 | ● F020C2BH006 | ● F020C3BH006 | ● F020C4BH006 |
| ● F020C1BH012 | ● F020C2BH012 | ● F020C3BH012 | ● F020C4BH012 |
| ● F020C1BH018 | ● F020C2BH018 | ● F020C3BH018 | ● F020C4BH018 |
| ● F020C1BH030 | ● F020C2BH030 | ● F020C3BH030 | ● F020C4BH030 |
| ● F020C1BH033 | ● F020C2BH033 | ● F020C3BH033 | ● F020C4BH033 |

1Standard - Schema elettrico n.1 page 622 / Wiring diagram n.1 page 622

- | | | | |
|---------------|---------------|---------------|---------------|
| 2200K | 2700K | 3000K | 4000K |
| ○ F020A1FH001 | ○ F020A2FH001 | ○ F020A3FH001 | ○ F020A4FH001 |
| ● F020A1FH006 | ● F020A2FH006 | ● F020A3FH006 | ● F020A4FH006 |
| ● F020A1FH012 | ● F020A2FH012 | ● F020A3FH012 | ● F020A4FH012 |
| ● F020A1FH018 | ● F020A2FH018 | ● F020A3FH018 | ● F020A4FH018 |
| ● F020A1FH030 | ● F020A2FH030 | ● F020A3FH030 | ● F020A4FH030 |
| ● F020A1FH033 | ● F020A2FH033 | ● F020A3FH033 | ● F020A4FH033 |



Beam Angle: 38°

h(m)	E(lx)	D(m)
1	4164	0.30
2	1041	0.60
3	463	0.90
4	260	1.20
5	167	1.50

@4000K

2Quick Install I H₂O Stop Fast Connect - Schema elettrico n.2 page 622 / Wiring diagram n.2 page 622

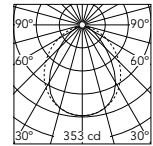
- | | | | |
|---------------|---------------|---------------|---------------|
| 2200K | 2700K | 3000K | 4000K |
| ○ F020B1FH001 | ○ F020B2FH001 | ○ F020B3FH001 | ○ F020B4FH001 |
| ● F020B1FH006 | ● F020B2FH006 | ● F020B3FH006 | ● F020B4FH006 |
| ● F020B1FH012 | ● F020B2FH012 | ● F020B3FH012 | ● F020B4FH012 |
| ● F020B1FH018 | ● F020B2FH018 | ● F020B3FH018 | ● F020B4FH018 |
| ● F020B1FH030 | ● F020B2FH030 | ● F020B3FH030 | ● F020B4FH030 |
| ● F020B1FH033 | ● F020B2FH033 | ● F020B3FH033 | ● F020B4FH033 |

3Continuous Line I/O H₂O Stop Fast Connect - Schema elettrico n.3 page 622 / Wiring diagram page 622

- | | | | |
|---------------|---------------|---------------|---------------|
| 2200K | 2700K | 3000K | 4000K |
| ○ F020C1FH001 | ○ F020C2FH001 | ○ F020C3FH001 | ○ F020C4FH001 |
| ● F020C1FH006 | ● F020C2FH006 | ● F020C3FH006 | ● F020C4FH006 |
| ● F020C1FH012 | ● F020C2FH012 | ● F020C3FH012 | ● F020C4FH012 |
| ● F020C1FH018 | ● F020C2FH018 | ● F020C3FH018 | ● F020C4FH018 |
| ● F020C1FH030 | ● F020C2FH030 | ● F020C3FH030 | ● F020C4FH030 |
| ● F020C1FH033 | ● F020C2FH033 | ● F020C3FH033 | ● F020C4FH033 |

1Standard - Schema elettrico n.1 page 622 / Wiring diagram n.1 page 622

- | | | | |
|---------------|---------------|---------------|---------------|
| 2200K | 2700K | 3000K | 4000K |
| ○ F020A1KH001 | ○ F020A2KH001 | ○ F020A3KH001 | ○ F020A4KH001 |
| ● F020A1KH006 | ● F020A2KH006 | ● F020A3KH006 | ● F020A4KH006 |
| ● F020A1KH012 | ● F020A2KH012 | ● F020A3KH012 | ● F020A4KH012 |
| ● F020A1KH018 | ● F020A2KH018 | ● F020A3KH018 | ● F020A4KH018 |
| ● F020A1KH030 | ● F020A2KH030 | ● F020A3KH030 | ● F020A4KH030 |
| ● F020A1KH033 | ● F020A2KH033 | ● F020A3KH033 | ● F020A4KH033 |



Beam Angle: 90°

h(m)	E(lx)	D(m)
1	353	1.67
2	88	3.34
3	39	5.00
4	22	6.67
5	14	8.34

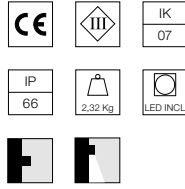
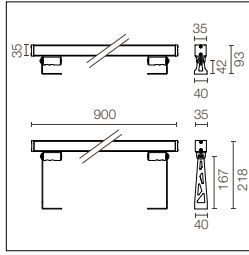
@4000K

2Quick Install I H₂O Stop Fast Connect - Schema elettrico n.2 page 622 / Wiring diagram n.2 page 622

- | | | | |
|---------------|---------------|---------------|---------------|
| 2200K | 2700K | 3000K | 4000K |
| ○ F020B1KH001 | ○ F020B2KH001 | ○ F020B3KH001 | ○ F020B4KH001 |
| ● F020B1KH006 | ● F020B2KH006 | ● F020B3KH006 | ● F020B4KH006 |
| ● F020B1KH012 | ● F020B2KH012 | ● F020B3KH012 | ● F020B4KH012 |
| ● F020B1KH018 | ● F020B2KH018 | ● F020B3KH018 | ● F020B4KH018 |
| ● F020B1KH030 | ● F020B2KH030 | ● F020B3KH030 | ● F020B4KH030 |
| ● F020B1KH033 | ● F020B2KH033 | ● F020B3KH033 | ● F020B4KH033 |

3Continuous Line I/O H₂O Stop Fast Connect - Schema elettrico n.3 page 622 / Wiring diagram page 622

- | | | | |
|---------------|---------------|---------------|---------------|
| 2200K | 2700K | 3000K | 4000K |
| ○ F020C1KH001 | ○ F020C2KH001 | ○ F020C3KH001 | ○ F020C4KH001 |
| ● F020C1KH006 | ● F020C2KH006 | ● F020C3KH006 | ● F020C4KH006 |
| ● F020C1KH012 | ● F020C2KH012 | ● F020C3KH012 | ● F020C4KH012 |
| ● F020C1KH018 | ● F020C2KH018 | ● F020C3KH018 | ● F020C4KH018 |
| ● F020C1KH030 | ● F020C2KH030 | ● F020C3KH030 | ● F020C4KH030 |
| ● F020C1KH033 | ● F020C2KH033 | ● F020C3KH033 | ● F020C4KH033 |



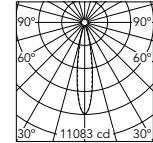
Alimentazione elettrica remota 48V e staffe di installazione da ordinare separatamente. Vetro trasparente extra chiaro, esclusa versione DIFFUSED con vetro sabbato. Apparecchi dimmerabili PWM. SMART versione available upon request (potenza 11W - flusso -50% lm).

48V remote power supply and installation brackets to be ordered separately. Extra clear transparent glass, excluding the DIFFUSE version with sandblasted glass. Dimmable PWM luminaires. SMART version available upon request (power 11W - flux -50% lm).

Power Led: 18W - 2087 lm ≠ *FIXT 1551 lm - 2700K/CRI 80 - 48V / 18W - 2161 lm ≠ *FIXT 1607 lm - 3000K/CRI 80 - 48V / 18W - 2236 lm ≠ *FIXT 1662 lm - 4000K/CRI 80 - 48V
 *FIXT lm = Medium Optic

1Standard - Schema elettrico n.1 page 622 / Wiring diagram n.1 page 622

- | | | | |
|---------------|---------------|---------------|---------------|
| 2200K | 2700K | 3000K | 4000K |
| ○ F020A13H001 | ○ F020A23H001 | ○ F020A33H001 | ○ F020A43H001 |
| ● F020A13H006 | ● F020A23H006 | ● F020A33H006 | ● F020A43H006 |
| ● F020A13H012 | ● F020A23H012 | ● F020A33H012 | ● F020A43H012 |
| ● F020A13H018 | ● F020A23H018 | ● F020A33H018 | ● F020A43H018 |
| ● F020A13H030 | ● F020A23H030 | ● F020A33H030 | ● F020A43H030 |
| ● F020A13H033 | ● F020A23H033 | ● F020A33H033 | ● F020A43H033 |



Beam Angle: 18°

h(m)	E(lx)	D(m)
1	11083	0.34
2	2771	0.68
3	1231	1.02
4	693	1.36
5	443	1.70

@4000K

2Quick Install I H₂O Stop Fast Connect - Schema elettrico n.2 page 622 / Wiring diagram n.2 page 622

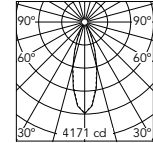
- | | | | |
|---------------|---------------|---------------|---------------|
| 2200K | 2700K | 3000K | 4000K |
| ○ F020B13H001 | ○ F020B23H001 | ○ F020B33H001 | ○ F020B43H001 |
| ● F020B13H006 | ● F020B23H006 | ● F020B33H006 | ● F020B43H006 |
| ● F020B13H012 | ● F020B23H012 | ● F020B33H012 | ● F020B43H012 |
| ● F020B13H018 | ● F020B23H018 | ● F020B33H018 | ● F020B43H018 |
| ● F020B13H030 | ● F020B23H030 | ● F020B33H030 | ● F020B43H030 |
| ● F020B13H033 | ● F020B23H033 | ● F020B33H033 | ● F020B43H033 |

3Continuous Line I/O H₂O Stop Fast Connect - Schema elettrico n.3 page 622 / Wiring diagram n.3 page 622

- | | | | |
|---------------|---------------|---------------|---------------|
| 2200K | 2700K | 3000K | 4000K |
| ○ F020C13H001 | ○ F020C23H001 | ○ F020C33H001 | ○ F020C43H001 |
| ● F020C13H006 | ● F020C23H006 | ● F020C33H006 | ● F020C43H006 |
| ● F020C13H012 | ● F020C23H012 | ● F020C33H012 | ● F020C43H012 |
| ● F020C13H018 | ● F020C23H018 | ● F020C33H018 | ● F020C43H018 |
| ● F020C13H030 | ● F020C23H030 | ● F020C33H030 | ● F020C43H030 |
| ● F020C13H033 | ● F020C23H033 | ● F020C33H033 | ● F020C43H033 |

1Standard - Schema elettrico n.1 page 622 / Wiring diagram n.1 page 622

- | | | | |
|---------------|---------------|---------------|---------------|
| 2200K | 2700K | 3000K | 4000K |
| ○ F020A17H001 | ○ F020A27H001 | ○ F020A37H001 | ○ F020A47H001 |
| ● F020A17H006 | ● F020A27H006 | ● F020A37H006 | ● F020A47H006 |
| ● F020A17H012 | ● F020A27H012 | ● F020A37H012 | ● F020A47H012 |
| ● F020A17H018 | ● F020A27H018 | ● F020A37H018 | ● F020A47H018 |
| ● F020A17H030 | ● F020A27H030 | ● F020A37H030 | ● F020A47H030 |
| ● F020A17H033 | ● F020A27H033 | ● F020A37H033 | ● F020A47H033 |



Beam Angle: 30°

h(m)	E(lx)	D(m)
1	4171	0.55
2	1043	1.11
3	463	1.66
4	261	2.22
5	167	2.77

@4000K

2Quick Install I H₂O Stop Fast Connect - Schema elettrico n.2 page 622 / Wiring diagram n.2 page 622

- | | | | |
|---------------|---------------|---------------|---------------|
| 2200K | 2700K | 3000K | 4000K |
| ○ F020B17H001 | ○ F020B27H001 | ○ F020B37H001 | ○ F020B47H001 |
| ● F020B17H006 | ● F020B27H006 | ● F020B37H006 | ● F020B47H006 |
| ● F020B17H012 | ● F020B27H012 | ● F020B37H012 | ● F020B47H012 |
| ● F020B17H018 | ● F020B27H018 | ● F020B37H018 | ● F020B47H018 |
| ● F020B17H030 | ● F020B27H030 | ● F020B37H030 | ● F020B47H030 |
| ● F020B17H033 | ● F020B27H033 | ● F020B37H033 | ● F020B47H033 |

3Continuous Line I/O H₂O Stop Fast Connect - Schema elettrico n.3 page 622 / Wiring diagram n.3 page 622

- | | | | |
|---------------|---------------|---------------|---------------|
| 2200K | 2700K | 3000K | 4000K |
| ○ F020C17H001 | ○ F020C27H001 | ○ F020C37H001 | ○ F020C47H001 |
| ● F020C17H006 | ● F020C27H006 | ● F020C37H006 | ● F020C47H006 |
| ● F020C17H012 | ● F020C27H012 | ● F020C37H012 | ● F020C47H012 |
| ● F020C17H018 | ● F020C27H018 | ● F020C37H018 | ● F020C47H018 |
| ● F020C17H030 | ● F020C27H030 | ● F020C37H030 | ● F020C47H030 |
| ● F020C17H033 | ● F020C27H033 | ● F020C37H033 | ● F020C47H033 |

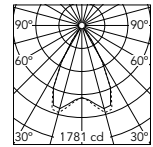
*Standard Version: spezzone di cavo in uscita 1000 mm (accessori per collegamento da ordinare) / 1000 mm length prewired cable (connecting accessory to be separately ordered).

*Quick Install In H₂O Stop Version: connettore H₂O Stop Plug&Play preinstallato per connessione rapida (accessori per collegamento da ordinare) / Prewired H₂O Stop Plug&Play connector for an easy/rapid connection (connecting accessory to be ordered separately).

*Continuous Line In/Out H₂O Stop Version: connettori H₂O Stop Plug&Play preinstallati per connessione in linea (accessori per collegamento da ordinare) / Prewired H₂O Stop Plug&Play connectors for an easy in line connection (connecting accessory to be ordered separately).

¹Standard - Schema elettrico n.1 page 622 / Wiring diagram n.1 page 622

- | | | | |
|---------------|---------------|---------------|---------------|
| 2200K | 2700K | 3000K | 4000K |
| ○ F020A1CH001 | ○ F020A2CH001 | ○ F020A3CH001 | ○ F020A4CH001 |
| ● F020A1CH006 | ● F020A2CH006 | ● F020A3CH006 | ● F020A4CH006 |
| ● F020A1CH012 | ● F020A2CH012 | ● F020A3CH012 | ● F020A4CH012 |
| ● F020A1CH018 | ● F020A2CH018 | ● F020A3CH018 | ● F020A4CH018 |
| ● F020A1CH030 | ● F020A2CH030 | ● F020A3CH030 | ● F020A4CH030 |
| ● F020A1CH033 | ● F020A2CH033 | ● F020A3CH033 | ● F020A4CH033 |



Beam Angle: 59°

h(m)	E(lx)	D(m)
1	1781	1.14
2	445	2.28
3	198	3.41
4	111	4.55
5	71	5.69

@4000K

²Quick Install I H₂O Stop Fast Connect - Schema elettrico n.2 page 622 / Wiring diagram n.2 page 622

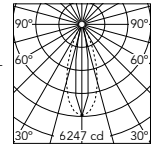
- | | | | |
|---------------|---------------|---------------|---------------|
| 2200K | 2700K | 3000K | 4000K |
| ○ F020B1CH001 | ○ F020B2CH001 | ○ F020B3CH001 | ○ F020B4CH001 |
| ● F020B1CH006 | ● F020B2CH006 | ● F020B3CH006 | ● F020B4CH006 |
| ● F020B1CH012 | ● F020B2CH012 | ● F020B3CH012 | ● F020B4CH012 |
| ● F020B1CH018 | ● F020B2CH018 | ● F020B3CH018 | ● F020B4CH018 |
| ● F020B1CH030 | ● F020B2CH030 | ● F020B3CH030 | ● F020B4CH030 |
| ● F020B1CH033 | ● F020B2CH033 | ● F020B3CH033 | ● F020B4CH033 |

³Continuous Line I/O H₂O Stop Fast Connect - Schema elettrico n.3 page 622 / Wiring diagram n.3 page 622

- | | | | |
|---------------|---------------|---------------|---------------|
| 2200K | 2700K | 3000K | 4000K |
| ○ F020C1CH001 | ○ F020C2CH001 | ○ F020C3CH001 | ○ F020C4CH001 |
| ● F020C1CH006 | ● F020C2CH006 | ● F020C3CH006 | ● F020C4CH006 |
| ● F020C1CH012 | ● F020C2CH012 | ● F020C3CH012 | ● F020C4CH012 |
| ● F020C1CH018 | ● F020C2CH018 | ● F020C3CH018 | ● F020C4CH018 |
| ● F020C1CH030 | ● F020C2CH030 | ● F020C3CH030 | ● F020C4CH030 |
| ● F020C1CH033 | ● F020C2CH033 | ● F020C3CH033 | ● F020C4CH033 |

¹Standard - Schema elettrico n.1 page 622 / Wiring diagram n.1 page 622

- | | | | |
|---------------|---------------|---------------|---------------|
| 2200K | 2700K | 3000K | 4000K |
| ○ F020A1GH001 | ○ F020A2GH001 | ○ F020A3GH001 | ○ F020A4GH001 |
| ● F020A1GH006 | ● F020A2GH006 | ● F020A3GH006 | ● F020A4GH006 |
| ● F020A1GH012 | ● F020A2GH012 | ● F020A3GH012 | ● F020A4GH012 |
| ● F020A1GH018 | ● F020A2GH018 | ● F020A3GH018 | ● F020A4GH018 |
| ● F020A1GH030 | ● F020A2GH030 | ● F020A3GH030 | ● F020A4GH030 |
| ● F020A1GH033 | ● F020A2GH033 | ● F020A3GH033 | ● F020A4GH033 |



Beam Angle: 38°

h(m)	E(lx)	D(m)
1	6247	0.30
2	1562	0.60
3	694	0.90
4	390	1.20
5	250	1.50

@4000K

²Quick Install I H₂O Stop Fast Connect - Schema elettrico n.2 page 622 / Wiring diagram n.2 page 622

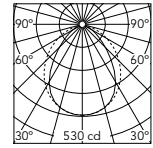
- | | | | |
|---------------|---------------|---------------|---------------|
| 2200K | 2700K | 3000K | 4000K |
| ○ F020B1GH001 | ○ F020B2GH001 | ○ F020B3GH001 | ○ F020B4GH001 |
| ● F020B1GH006 | ● F020B2GH006 | ● F020B3GH006 | ● F020B4GH006 |
| ● F020B1GH012 | ● F020B2GH012 | ● F020B3GH012 | ● F020B4GH012 |
| ● F020B1GH018 | ● F020B2GH018 | ● F020B3GH018 | ● F020B4GH018 |
| ● F020B1GH030 | ● F020B2GH030 | ● F020B3GH030 | ● F020B4GH030 |
| ● F020B1GH033 | ● F020B2GH033 | ● F020B3GH033 | ● F020B4GH033 |

³Continuous Line I/O H₂O Stop Fast Connect - Schema elettrico n.3 page 622 / Wiring diagram n.3 page 622

- | | | | |
|---------------|---------------|---------------|---------------|
| 2200K | 2700K | 3000K | 4000K |
| ○ F020C1GH001 | ○ F020C2GH001 | ○ F020C3GH001 | ○ F020C4GH001 |
| ● F020C1GH006 | ● F020C2GH006 | ● F020C3GH006 | ● F020C4GH006 |
| ● F020C1GH012 | ● F020C2GH012 | ● F020C3GH012 | ● F020C4GH012 |
| ● F020C1GH018 | ● F020C2GH018 | ● F020C3GH018 | ● F020C4GH018 |
| ● F020C1GH030 | ● F020C2GH030 | ● F020C3GH030 | ● F020C4GH030 |
| ● F020C1GH033 | ● F020C2GH033 | ● F020C3GH033 | ● F020C4GH033 |

¹Standard - Schema elettrico n.1 page 622 / Wiring diagram n.1 page 622

- | | | | |
|---------------|---------------|---------------|---------------|
| 2200K | 2700K | 3000K | 4000K |
| ○ F020A1LH001 | ○ F020A2LH001 | ○ F020A3LH001 | ○ F020A4LH001 |
| ● F020A1LH006 | ● F020A2LH006 | ● F020A3LH006 | ● F020A4LH006 |
| ● F020A1LH012 | ● F020A2LH012 | ● F020A3LH012 | ● F020A4LH012 |
| ● F020A1LH018 | ● F020A2LH018 | ● F020A3LH018 | ● F020A4LH018 |
| ● F020A1LH030 | ● F020A2LH030 | ● F020A3LH030 | ● F020A4LH030 |
| ● F020A1LH033 | ● F020A2LH033 | ● F020A3LH033 | ● F020A4LH033 |



Beam Angle: 90°

h(m)	E(lx)	D(m)
1	530	1.67
2	132	3.34
3	59	5.00
4	33	6.67
5	21	8.34

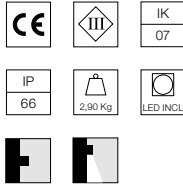
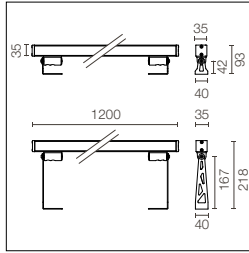
@4000K

²Quick Install I H₂O Stop Fast Connect - Schema elettrico n.2 page 622 / Wiring diagram n.2 page 622

- | | | | |
|---------------|---------------|---------------|---------------|
| 2200K | 2700K | 3000K | 4000K |
| ○ F020B1LH001 | ○ F020B2LH001 | ○ F020B3LH001 | ○ F020B4LH001 |
| ● F020B1LH006 | ● F020B2LH006 | ● F020B3LH006 | ● F020B4LH006 |
| ● F020B1LH012 | ● F020B2LH012 | ● F020B3LH012 | ● F020B4LH012 |
| ● F020B1LH018 | ● F020B2LH018 | ● F020B3LH018 | ● F020B4LH018 |
| ● F020B1LH030 | ● F020B2LH030 | ● F020B3LH030 | ● F020B4LH030 |
| ● F020B1LH033 | ● F020B2LH033 | ● F020B3LH033 | ● F020B4LH033 |

³Continuous Line I/O H₂O Stop Fast Connect - Schema elettrico n.3 page 622 / Wiring diagram n.3 page 622

- | | | | |
|---------------|---------------|---------------|---------------|
| 2200K | 2700K | 3000K | 4000K |
| ○ F020C1LH001 | ○ F020C2LH001 | ○ F020C3LH001 | ○ F020C4LH001 |
| ● F020C1LH006 | ● F020C2LH006 | ● F020C3LH006 | ● F020C4LH006 |
| ● F020C1LH012 | ● F020C2LH012 | ● F020C3LH012 | ● F020C4LH012 |
| ● F020C1LH018 | ● F020C2LH018 | ● F020C3LH018 | ● F020C4LH018 |
| ● F020C1LH030 | ● F020C2LH030 | ● F020C3LH030 | ● F020C4LH030 |
| ● F020C1LH033 | ● F020C2LH033 | ● F020C3LH033 | ● F020C4LH033 |



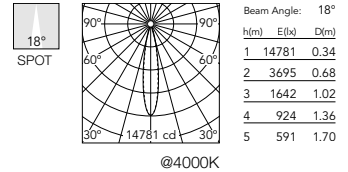
Alimentazione elettrica remota 48V e staffe di installazione da ordinare separatamente. Vetro trasparente extra chiaro, esclusa versione DIFFUSED con vetro sabbato. Apparecchi dimmerabili PWM. SMART versione SMART (potenza 14W - flusso -50% lm).

48V remote power supply and installation brackets to be ordered separately. Extra clear transparent glass, excluding the DIFFUSE version with sandblasted glass. Dimmable PWM luminaires. SMART version available upon request (power 14W - flux -50% lm).

Power Led: 23W - 2782 lm ≠ *FIXT 2069 lm - 2700K/CRI 80 - 48V / 23W - 2881 lm ≠ *FIXT 2142 lm - 3000K/CRI 80 - 48V / 23W - 2981 lm ≠ *FIXT 2216 lm - 4000K/CRI 80 - 48V
 *FIXT lm = Medium Optic

1Standard - Schema elettrico n.1 page 622 / Wiring diagram n.1 page 622

- | | | | |
|---------------|---------------|---------------|---------------|
| 2200K | 2700K | 3000K | 4000K |
| ○ F020A14H001 | ○ F020A24H001 | ○ F020A34H001 | ○ F020A44H001 |
| ● F020A14H006 | ● F020A24H006 | ● F020A34H006 | ● F020A44H006 |
| ● F020A14H012 | ● F020A24H012 | ● F020A34H012 | ● F020A44H012 |
| ● F020A14H018 | ● F020A24H018 | ● F020A34H018 | ● F020A44H018 |
| ● F020A14H030 | ● F020A24H030 | ● F020A34H030 | ● F020A44H030 |
| ● F020A14H033 | ● F020A24H033 | ● F020A34H033 | ● F020A44H033 |



2Quick Install I H₂O Stop Fast Connect - Schema elettrico n.2 page 622 / Wiring diagram n.2 page 622

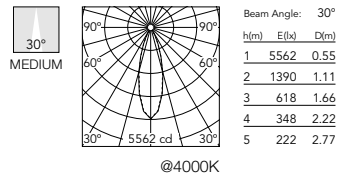
- | | | | |
|---------------|---------------|---------------|---------------|
| 2200K | 2700K | 3000K | 4000K |
| ○ F020B14H001 | ○ F020B24H001 | ○ F020B34H001 | ○ F020B44H001 |
| ● F020B14H006 | ● F020B24H006 | ● F020B34H006 | ● F020B44H006 |
| ● F020B14H012 | ● F020B24H012 | ● F020B34H012 | ● F020B44H012 |
| ● F020B14H018 | ● F020B24H018 | ● F020B34H018 | ● F020B44H018 |
| ● F020B14H030 | ● F020B24H030 | ● F020B34H030 | ● F020B44H030 |
| ● F020B14H033 | ● F020B24H033 | ● F020B34H033 | ● F020B44H033 |

3Continuous Line I/O H₂O Stop Fast Connect - Schema elettrico n.3 page 622 / Wiring diagram n.3 page 622

- | | | | |
|---------------|---------------|---------------|---------------|
| 2200K | 2700K | 3000K | 4000K |
| ○ F020C14H001 | ○ F020C24H001 | ○ F020C34H001 | ○ F020C44H001 |
| ● F020C14H006 | ● F020C24H006 | ● F020C34H006 | ● F020C44H006 |
| ● F020C14H012 | ● F020C24H012 | ● F020C34H012 | ● F020C44H012 |
| ● F020C14H018 | ● F020C24H018 | ● F020C34H018 | ● F020C44H018 |
| ● F020C14H030 | ● F020C24H030 | ● F020C34H030 | ● F020C44H030 |
| ● F020C14H033 | ● F020C24H033 | ● F020C34H033 | ● F020C44H033 |

1Standard - Schema elettrico n.1 page 622 / Wiring diagram n.1 page 622

- | | | | |
|---------------|---------------|---------------|---------------|
| 2200K | 2700K | 3000K | 4000K |
| ○ F020A18H001 | ○ F020A28H001 | ○ F020A38H001 | ○ F020A48H001 |
| ● F020A18H006 | ● F020A28H006 | ● F020A38H006 | ● F020A48H006 |
| ● F020A18H012 | ● F020A28H012 | ● F020A38H012 | ● F020A48H012 |
| ● F020A18H018 | ● F020A28H018 | ● F020A38H018 | ● F020A48H018 |
| ● F020A18H030 | ● F020A28H030 | ● F020A38H030 | ● F020A48H030 |
| ● F020A18H033 | ● F020A28H033 | ● F020A38H033 | ● F020A48H033 |



2Quick Install I H₂O Stop Fast Connect - Schema elettrico n.2 page 622 / Wiring diagram n.2 page 622

- | | | | |
|---------------|---------------|---------------|---------------|
| 2200K | 2700K | 3000K | 4000K |
| ○ F020B18H001 | ○ F020B28H001 | ○ F020B38H001 | ○ F020B48H001 |
| ● F020B18H006 | ● F020B28H006 | ● F020B38H006 | ● F020B48H006 |
| ● F020B18H012 | ● F020B28H012 | ● F020B38H012 | ● F020B48H012 |
| ● F020B18H018 | ● F020B28H018 | ● F020B38H018 | ● F020B48H018 |
| ● F020B18H030 | ● F020B28H030 | ● F020B38H030 | ● F020B48H030 |
| ● F020B18H033 | ● F020B28H033 | ● F020B38H033 | ● F020B48H033 |

3Continuous Line I/O H₂O Stop Fast Connect - Schema elettrico n.3 page 622 / Wiring diagram n.3 page 622

- | | | | |
|---------------|---------------|---------------|---------------|
| 2200K | 2700K | 3000K | 4000K |
| ○ F020C18H001 | ○ F020C28H001 | ○ F020C38H001 | ○ F020C48H001 |
| ● F020C18H006 | ● F020C28H006 | ● F020C38H006 | ● F020C48H006 |
| ● F020C18H012 | ● F020C28H012 | ● F020C38H012 | ● F020C48H012 |
| ● F020C18H018 | ● F020C28H018 | ● F020C38H018 | ● F020C48H018 |
| ● F020C18H030 | ● F020C28H030 | ● F020C38H030 | ● F020C48H030 |
| ● F020C18H033 | ● F020C28H033 | ● F020C38H033 | ● F020C48H033 |

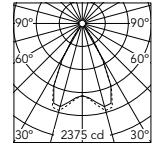
¹Standard Version: spezzone di cavo in uscita 1000 mm (accessori per collegamento da ordinare) / 1000 mm length prewired cable (connecting accessory to be separately ordered).

²Quick Install In H₂O Stop Version: connettore H₂O Stop Plug&Play preinstallato per connessione rapida (accessori per collegamento da ordinare) / Prewired H₂O Stop Plug&Play connector for an easy/rapid connection (connecting accessory to be ordered separately).

³Continuous Line In/Out H₂O Stop Version: connettori H₂O Stop Plug&Play preinstallati per connessione in linea (accessori per collegamento da ordinare) / Prewired H₂O Stop Plug&Play connectors for an easy in line connection (connecting accessory to be ordered separately).

¹Standard - Schema elettrico n.1 page 622 / Wiring diagram n.1 page 622

- | | | | |
|---------------|---------------|---------------|---------------|
| 2200K | 2700K | 3000K | 4000K |
| ○ F020A1DH001 | ○ F020A2DH001 | ○ F020A3DH001 | ○ F020A4DH001 |
| ● F020A1DH006 | ● F020A2DH006 | ● F020A3DH006 | ● F020A4DH006 |
| ● F020A1DH012 | ● F020A2DH012 | ● F020A3DH012 | ● F020A4DH012 |
| ● F020A1DH018 | ● F020A2DH018 | ● F020A3DH018 | ● F020A4DH018 |
| ● F020A1DH030 | ● F020A2DH030 | ● F020A3DH030 | ● F020A4DH030 |
| ● F020A1DH033 | ● F020A2DH033 | ● F020A3DH033 | ● F020A4DH033 |



Beam Angle: 59°

h(m)	E(ft)	D(m)
1	2375	1.14
2	594	2.28
3	264	3.41
4	148	4.55
5	95	5.69

@4000K

²Quick Install I H₂O Stop Fast Connect - Schema elettrico n.2 page 622 / Wiring diagram n.2 page 622

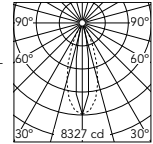
- | | | | |
|---------------|---------------|---------------|---------------|
| 2200K | 2700K | 3000K | 4000K |
| ○ F020B1DH001 | ○ F020B2DH001 | ○ F020B3DH001 | ○ F020B4DH001 |
| ● F020B1DH006 | ● F020B2DH006 | ● F020B3DH006 | ● F020B4DH006 |
| ● F020B1DH012 | ● F020B2DH012 | ● F020B3DH012 | ● F020B4DH012 |
| ● F020B1DH018 | ● F020B2DH018 | ● F020B3DH018 | ● F020B4DH018 |
| ● F020B1DH030 | ● F020B2DH030 | ● F020B3DH030 | ● F020B4DH030 |
| ● F020B1DH033 | ● F020B2DH033 | ● F020B3DH033 | ● F020B4DH033 |

³Continuous Line I/O H₂O Stop Fast Connect - Schema elettrico n.3 page 622 / Wiring diagram n.3 page 622

- | | | | |
|---------------|---------------|---------------|---------------|
| 2200K | 2700K | 3000K | 4000K |
| ○ F020C1DH001 | ○ F020C2DH001 | ○ F020C3DH001 | ○ F020C4DH001 |
| ● F020C1DH006 | ● F020C2DH006 | ● F020C3DH006 | ● F020C4DH006 |
| ● F020C1DH012 | ● F020C2DH012 | ● F020C3DH012 | ● F020C4DH012 |
| ● F020C1DH018 | ● F020C2DH018 | ● F020C3DH018 | ● F020C4DH018 |
| ● F020C1DH030 | ● F020C2DH030 | ● F020C3DH030 | ● F020C4DH030 |
| ● F020C1DH033 | ● F020C2DH033 | ● F020C3DH033 | ● F020C4DH033 |

¹Standard - Schema elettrico n.1 page 622 / Wiring diagram n.1 page 622

- | | | | |
|---------------|---------------|---------------|---------------|
| 2200K | 2700K | 3000K | 4000K |
| ○ F020A1HH001 | ○ F020A2HH001 | ○ F020A3HH001 | ○ F020A4HH001 |
| ● F020A1HH006 | ● F020A2HH006 | ● F020A3HH006 | ● F020A4HH006 |
| ● F020A1HH012 | ● F020A2HH012 | ● F020A3HH012 | ● F020A4HH012 |
| ● F020A1HH018 | ● F020A2HH018 | ● F020A3HH018 | ● F020A4HH018 |
| ● F020A1HH030 | ● F020A2HH030 | ● F020A3HH030 | ● F020A4HH030 |
| ● F020A1HH033 | ● F020A2HH033 | ● F020A3HH033 | ● F020A4HH033 |



Beam Angle: 38°

h(m)	E(ft)	D(m)
1	8327	0.30
2	2082	0.60
3	925	0.90
4	520	1.20
5	333	1.50

@4000K

²Quick Install I H₂O Stop Fast Connect - Schema elettrico n.2 page 622 / Wiring diagram n.2 page 622

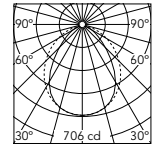
- | | | | |
|---------------|---------------|---------------|---------------|
| 2200K | 2700K | 3000K | 4000K |
| ○ F020B1HH001 | ○ F020B2HH001 | ○ F020B3HH001 | ○ F020B4HH001 |
| ● F020B1HH006 | ● F020B2HH006 | ● F020B3HH006 | ● F020B4HH006 |
| ● F020B1HH012 | ● F020B2HH012 | ● F020B3HH012 | ● F020B4HH012 |
| ● F020B1HH018 | ● F020B2HH018 | ● F020B3HH018 | ● F020B4HH018 |
| ● F020B1HH030 | ● F020B2HH030 | ● F020B3HH030 | ● F020B4HH030 |
| ● F020B1HH033 | ● F020B2HH033 | ● F020B3HH033 | ● F020B4HH033 |

³Continuous Line I/O H₂O Stop Fast Connect - Schema elettrico n.3 page 622 / Wiring diagram n.3 page 622

- | | | | |
|---------------|---------------|---------------|---------------|
| 2200K | 2700K | 3000K | 4000K |
| ○ F020C1HH001 | ○ F020C2HH001 | ○ F020C3HH001 | ○ F020C4HH001 |
| ● F020C1HH006 | ● F020C2HH006 | ● F020C3HH006 | ● F020C4HH006 |
| ● F020C1HH012 | ● F020C2HH012 | ● F020C3HH012 | ● F020C4HH012 |
| ● F020C1HH018 | ● F020C2HH018 | ● F020C3HH018 | ● F020C4HH018 |
| ● F020C1HH030 | ● F020C2HH030 | ● F020C3HH030 | ● F020C4HH030 |
| ● F020C1HH033 | ● F020C2HH033 | ● F020C3HH033 | ● F020C4HH033 |

¹Standard - Schema elettrico n.1 page 622 / Wiring diagram n.1 page 622

- | | | | |
|---------------|---------------|---------------|---------------|
| 2200K | 2700K | 3000K | 4000K |
| ○ F020A1MH001 | ○ F020A2MH001 | ○ F020A3MH001 | ○ F020A4MH001 |
| ● F020A1MH006 | ● F020A2MH006 | ● F020A3MH006 | ● F020A4MH006 |
| ● F020A1MH012 | ● F020A2MH012 | ● F020A3MH012 | ● F020A4MH012 |
| ● F020A1MH018 | ● F020A2MH018 | ● F020A3MH018 | ● F020A4MH018 |
| ● F020A1MH030 | ● F020A2MH030 | ● F020A3MH030 | ● F020A4MH030 |
| ● F020A1MH033 | ● F020A2MH033 | ● F020A3MH033 | ● F020A4MH033 |



Beam Angle: 90°

h(m)	E(ft)	D(m)
1	706	1.67
2	177	3.34
3	78	5.00
4	44	6.67
5	28	8.34

@4000K

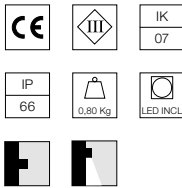
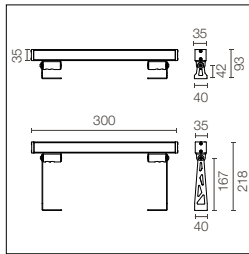
²Quick Install I H₂O Stop Fast Connect - Schema elettrico n.2 page 622 / Wiring diagram n.2 page 622

- | | | | |
|---------------|---------------|---------------|---------------|
| 2200K | 2700K | 3000K | 4000K |
| ○ F020B1MH001 | ○ F020B2MH001 | ○ F020B3MH001 | ○ F020B4MH001 |
| ● F020B1MH006 | ● F020B2MH006 | ● F020B3MH006 | ● F020B4MH006 |
| ● F020B1MH012 | ● F020B2MH012 | ● F020B3MH012 | ● F020B4MH012 |
| ● F020B1MH018 | ● F020B2MH018 | ● F020B3MH018 | ● F020B4MH018 |
| ● F020B1MH030 | ● F020B2MH030 | ● F020B3MH030 | ● F020B4MH030 |
| ● F020B1MH033 | ● F020B2MH033 | ● F020B3MH033 | ● F020B4MH033 |

³Continuous Line I/O H₂O Stop Fast Connect - Schema elettrico n.3 page 622 / Wiring diagram n.3 page 622

- | | | | |
|---------------|---------------|---------------|---------------|
| 2200K | 2700K | 3000K | 4000K |
| ○ F020C1MH001 | ○ F020C2MH001 | ○ F020C3MH001 | ○ F020C4MH001 |
| ● F020C1MH006 | ● F020C2MH006 | ● F020C3MH006 | ● F020C4MH006 |
| ● F020C1MH012 | ● F020C2MH012 | ● F020C3MH012 | ● F020C4MH012 |
| ● F020C1MH018 | ● F020C2MH018 | ● F020C3MH018 | ● F020C4MH018 |
| ● F020C1MH030 | ● F020C2MH030 | ● F020C3MH030 | ● F020C4MH030 |
| ● F020C1MH033 | ● F020C2MH033 | ● F020C3MH033 | ● F020C4MH033 |

Outgraze 35 Easy L 300



Alimentazione elettrica remota 24V e staffe di installazione da ordinare separatamente. Apparecchi dimmerabili PWM. Vetro sabbato.

24V remote power supply and installation brackets to be ordered separately. Dimmable PWM luminaires. Sandblasted glass.

Mid-power Led: 4,5W - 454 lm ≠ FIXT 190 lm - 2700K/CRI 80 - 24V / 4,5W - 494 lm ≠ FIXT 207 lm - 3000K/CRI 80 - 24V / 4,5W - 533 lm ≠ FIXT 223 lm - 4000K/CRI 80 - 24V

¹**Standard** - Schema elettrico n.1 page 622 / Wiring diagram n.1 page 622

2700K

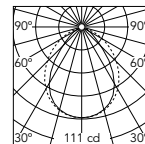
- F020G2JH001
- F020G2JH006
- F020G2JH012
- F020G2JH018
- F020G2JH030
- F020G2JH033

3000K

- F020G3JH001
- F020G3JH006
- F020G3JH012
- F020G3JH018
- F020G3JH030
- F020G3JH033

4000K

- F020G4JH001
- F020G4JH006
- F020G4JH012
- F020G4JH018
- F020G4JH030
- F020G4JH033



@4000K

Beam Angle: 90°

	h(m)	E(lx)	D(m)
1	111	1.62	
2	28	3.23	
3	12	4.85	
4	7	6.46	
5	4	8.08	

²**Quick Install I H₂O Stop Fast Connect** - Schema elettrico n.2 page 622 / Wiring diagram n.2 page 622

2700K

- F020H2JH001
- F020H2JH006
- F020H2JH012
- F020H2JH018
- F020H2JH030
- F020H2JH033

3000K

- F020H3JH001
- F020H3JH006
- F020H3JH012
- F020H3JH018
- F020H3JH030
- F020H3JH033

4000K

- F020H4JH001
- F020H4JH006
- F020H4JH012
- F020H4JH018
- F020H4JH030
- F020H4JH033

Outgraze 35 Easy L 300 - Tunable White 2700K÷5700K

Mid-power Led: 4,5W - 227÷286 lm ≠ FIXT 95÷120 lm - 2700K÷5700K/CRI 80 - 2CH x 24V

¹**Tunable White Standard** - Schema elettrico n.4 page 623 / Wiring diagram n.4 page 623

2700K÷5700K

- F020GTJH001
- F020GTJH006
- F020GTJH012
- F020GTJH018
- F020GTJH030
- F020GTJH033



²**Tunable White Quick Install I H₂O Stop Fast Connect** - Schema elettrico n.5 page 623 / Wiring diagram n.5 page 623

2700K÷5700K

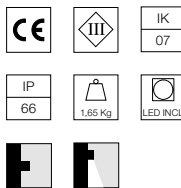
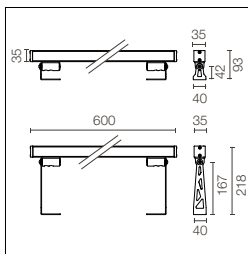
- F020HTJH001
- F020HTJH006
- F020HTJH012
- F020HTJH018
- F020HTJH030
- F020HTJH033

Photometric data on request.

¹Standard Version: spezzone di cavo in uscita 1000 mm (accessori per collegamento da ordinare) / 1000 mm lenght prewired cable (connecting accessory to be separately ordered).

²Quick Install In H₂O Stop Version: connettore H₂O Stop Plug&Play preinstallato per connessione rapida (accessori per collegamento da ordinare) / Prewired H₂O Stop Plug&Play connector for an easy/rapid connection (connecting accessory to be ordered separately).

Outgraze 35 Easy L 600



Alimentazione elettrica remota 24V e staffe di installazione da ordinare separatamente. Apparecchi dimmerabili PWM. Vetro sabbato.

24V remote power supply and installation brackets to be ordered separately. Dimmable PWM luminaires. Sandblasted glass.

Mid-power Led: 9W - 909 lm ≠ FIXT 381 lm - 2700K/CRI 80 - 24V / 9W - 988 lm ≠ FIXT 414 lm - 3000K/CRI 80 - 24V / 9W - 1067 lm ≠ FIXT 447 lm - 4000K/CRI 80 - 24V

¹**Standard** - Schema elettrico n.1 page 622 / Wiring diagram n.1 page 622

2700K

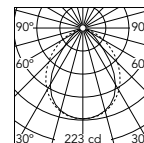
- F020G2KH001
- F020G2KH006
- F020G2KH012
- F020G2KH018
- F020G2KH030
- F020G2KH033

3000K

- F020G3KH001
- F020G3KH006
- F020G3KH012
- F020G3KH018
- F020G3KH030
- F020G3KH033

4000K

- F020G4KH001
- F020G4KH006
- F020G4KH012
- F020G4KH018
- F020G4KH030
- F020G4KH033



Beam Angle:	90°		
	h(m)	E(lx)	D(m)
1	2.23	1.62	
2	56	3.23	
3	25	4.85	
4	14	6.46	
5	9	8.08	

@4000K

²**Quick Install I H₂O Stop Fast Connect** - Schema elettrico n.2 page 622 / Wiring diagram n.2 page 622

2700K

- F020H2KH001
- F020H2KH006
- F020H2KH012
- F020H2KH018
- F020H2KH030
- F020H2KH033

3000K

- F020H3KH001
- F020H3KH006
- F020H3KH012
- F020H3KH018
- F020H3KH030
- F020H3KH033

4000K

- F020H4KH001
- F020H4KH006
- F020H4KH012
- F020H4KH018
- F020H4KH030
- F020H4KH033

³**Continuous Line I/O H₂O Stop Fast Connect** - Schema elettrico n.3 page 622 / Wiring diagram n.3 page 622

2700K

- F020J2KH001
- F020J2KH006
- F020J2KH012
- F020J2KH018
- F020J2KH030
- F020J2KH033

3000K

- F020J3KH001
- F020J3KH006
- F020J3KH012
- F020J3KH018
- F020J3KH030
- F020J3KH033

4000K

- F020J4KH001
- F020J4KH006
- F020J4KH012
- F020J4KH018
- F020J4KH030
- F020J4KH033

Outgraze 35 Easy L 600 - Tunable White 2700K÷5700K

Mid-power Led: 9W - 454÷573 lm ≠ FIXT 190÷240 lm - 2700K÷5700K/CRI 80 - 2CH x 24V

¹**Tunable White Standard** - Schema elettrico n.4 page 623 / Wiring diagram n.4 page 623

2700K÷5700K

- F020GTKH001
- F020GTKH006
- F020GTKH012
- F020GTKH018
- F020GTKH030
- F020GTKH033



²**Tunable White Quick Install I H₂O Stop Fast Connect** - Schema elettrico n.5 page 623 / Wiring diagram n.5 page 623

2700K÷5700K

- F020HTKH001
- F020HTKH006
- F020HTKH012
- F020HTKH018
- F020HTKH030
- F020HTKH033

³**Tunable White Continuous Line I/O H₂O Stop Fast Connect** - Schema elettrico n.6 page 623 / Wiring diagram n.6 page 623

2700K÷5700K

- F020JTKH001
- F020JTKH006
- F020JTKH012
- F020JTKH018
- F020JTKH030
- F020JTKH033

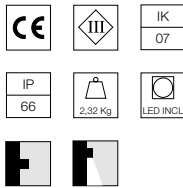
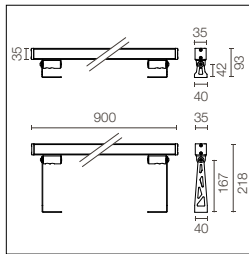
Photometric data on request.

¹Standard Version: spezzone di cavo in uscita 1000 mm (accessori per collegamento da ordinare) / 1000 mm lenght prewired cable (connecting accessory to be separately ordered).

²Quick Install In H₂O Stop Version: connettore H₂O Stop Plug&Play preinstallato per connessione rapida (accessori per collegamento da ordinare) / Prewired H₂O Stop Plug&Play connector for an easy/rapid connection (connecting accessory to be ordered separately).

³Continuous Line In/Out H₂O Stop Version: connettori H₂O Stop Plug&Play preinstallati per connessione in linea (accessori per collegamento da ordinare) / Prewired H₂O Stop Plug&Play connectors for an easy in line connection (connecting accessory to be ordered separately).

Outgraze 35 Easy L 900



Alimentazione elettrica remota 24V e staffe di installazione da ordinare separatamente. Apparecchi dimmerabili PWM. Vetro sabbatiato.

24V remote power supply and installation brackets to be ordered separately. Dimmable PWM luminaires. Sandblasted glass.

Mid-power Led: 13W - 1363 lm ≠ FIXT 571 lm - 2700K/CRI 80 - 24V / 13W - 1481 lm ≠ FIXT 621 lm - 3000K/CRI 80 - 24V / 13W - 1600 lm ≠ FIXT 670 lm - 4000K/CRI 80 - 24V

¹**Standard** - Schema elettrico n.1 page 622 / Wiring diagram n.1 page 622

2700K

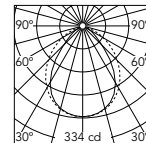
- F020G2LH001
- F020G2LH006
- F020G2LH012
- F020G2LH018
- F020G2LH030
- F020G2LH033

3000K

- F020G3LH001
- F020G3LH006
- F020G3LH012
- F020G3LH018
- F020G3LH030
- F020G3LH033

4000K

- F020G4LH001
- F020G4LH006
- F020G4LH012
- F020G4LH018
- F020G4LH030
- F020G4LH033



Beam Angle: 90°			
h(m)	E(lx)	D(m)	
1	334	1.62	
2	83	3.23	
3	37	4.85	
4	21	6.46	
5	13	8.08	

@4000K

²**Quick Install I H₂O Stop Fast Connect** - Schema elettrico n.2 page 622 / Wiring diagram n.2 page 622

2700K

- F020H2LH001
- F020H2LH006
- F020H2LH012
- F020H2LH018
- F020H2LH030
- F020H2LH033

3000K

- F020H3LH001
- F020H3LH006
- F020H3LH012
- F020H3LH018
- F020H3LH030
- F020H3LH033

4000K

- F020H4LH001
- F020H4LH006
- F020H4LH012
- F020H4LH018
- F020H4LH030
- F020H4LH033

³**Continuous Line I/O H₂O Stop Fast Connect** - Schema elettrico n.3 page 622 / Wiring diagram n.3 page 622

2700K

- F020J2LH001
- F020J2LH006
- F020J2LH012
- F020J2LH018
- F020J2LH030
- F020J2LH033

3000K

- F020J3LH001
- F020J3LH006
- F020J3LH012
- F020J3LH018
- F020J3LH030
- F020J3LH033

4000K

- F020J4LH001
- F020J4LH006
- F020J4LH012
- F020J4LH018
- F020J4LH030
- F020J4LH033

Outgraze 35 Easy L 900 - Tunable White 2700K÷5700K

Mid-power Led: 13W - 681÷859 lm ≠ FIXT 285÷360 lm - 2700K÷5700K/CRI 80 - 2CH x 24V

¹**Tunable White Standard** - Schema elettrico n.4 page 623 / Wiring diagram n.4 page 623

2700K÷5700K

- F020GTLH001
- F020GTLH006
- F020GTLH012
- F020GTLH018
- F020GTLH030
- F020GTLH033



²**Tunable White Quick Install I H₂O Stop Fast Connect** - Schema elettrico n.5 page 623 / Wiring diagram n.5 page 623

2700K÷5700K

- F020HTLH001
- F020HTLH006
- F020HTLH012
- F020HTLH018
- F020HTLH030
- F020HTLH033

³**Tunable White Continuous Line I/O H₂O Stop Fast Connect** - Schema elettrico n.6 page 623 / Wiring diagram n.6 page 623

2700K÷5700K

- F020JTLH001
- F020JTLH006
- F020JTLH012
- F020JTLH018
- F020JTLH030
- F020JTLH033

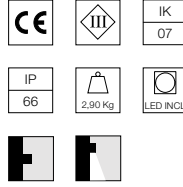
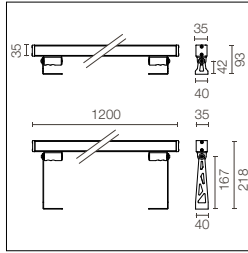

Photometric data on request.

¹Standard Version: spezzone di cavo in uscita 1000 mm (accessori per collegamento da ordinare) / 1000 mm length prewired cable (connecting accessory to be separately ordered).

²Quick Install In H₂O Stop Version: connettore H₂O Stop Plug&Play preinstallato per connessione rapida (accessori per collegamento da ordinare) / Prewired H₂O Stop Plug&Play connector for an easy/rapid connection (connecting accessory to be ordered separately).

³Continuous Line In/Out H₂O Stop Version: connettori H₂O Stop Plug&Play preinstallati per connessione in linea (accessori per collegamento da ordinare) / Prewired H₂O Stop Plug&Play connectors for an easy in line connection (connecting accessory to be ordered separately).

Outgraze 35 Easy L 1200



Alimentazione elettrica remota 24V e staffe di installazione da ordinare separatamente. Apparecchi dimmerabili PWM. Vetro sabbato.

24V remote power supply and installation brackets to be ordered separately. Dimmable PWM luminaires. Sandblasted glass.

Mid-power Led: 17,5W - 1817 lm ≠ FIXT 761 lm - 2700K/CRI 80 - 24V / 17,5W - 1975 lm ≠ FIXT 827 lm - 3000K/CRI 80 - 24V / 17,5W - 2133 lm ≠ FIXT 894 lm - 4000K/CRI 80 - 24V

¹**Standard** - Schema elettrico n.1 page 622 / Wiring diagram n.1 page 622

2700K

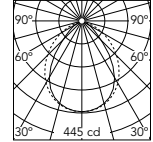
- F020G2MH001
- F020G2MH006
- F020G2MH012
- F020G2MH018
- F020G2MH030
- F020G2MH033

3000K

- F020G3MH001
- F020G3MH006
- F020G3MH012
- F020G3MH018
- F020G3MH030
- F020G3MH033

4000K

- F020G4MH001
- F020G4MH006
- F020G4MH012
- F020G4MH018
- F020G4MH030
- F020G4MH033



Beam Angle: 90°

h(m)	E(lx)	D(m)
1	445	1.62
2	111	3.23
3	49	4.85
4	28	6.46
5	18	8.08

@4000K

²**Quick Install I H₂O Stop Fast Connect** - Schema elettrico n.2 page 622 / Wiring diagram n.2 page 622

2700K

- F020H2MH001
- F020H2MH006
- F020H2MH012
- F020H2MH018
- F020H2MH030
- F020H2MH033

3000K

- F020H3MH001
- F020H3MH006
- F020H3MH012
- F020H3MH018
- F020H3MH030
- F020H3MH033

4000K

- F020H4MH001
- F020H4MH006
- F020H4MH012
- F020H4MH018
- F020H4MH030
- F020H4MH033

³**Continuous Line I/O H₂O Stop Fast Connect** - Schema elettrico n.3 page 622 / Wiring diagram n.3 page 622

2700K

- F020J2MH001
- F020J2MH006
- F020J2MH012
- F020J2MH018
- F020J2MH030
- F020J2MH033

3000K

- F020J3MH001
- F020J3MH006
- F020J3MH012
- F020J3MH018
- F020J3MH030
- F020J3MH033

4000K

- F020J4MH001
- F020J4MH006
- F020J4MH012
- F020J4MH018
- F020J4MH030
- F020J4MH033

Outgraze 35 Easy L 1200 - Tunable White 2700K÷5700K

Mid-power Led: 17,5W - 909÷1146 lm ≠ FIXT 381÷480 lm - 2700K÷5700K/CRI 80 - 2CH x 24V

¹**Tunable White Standard** - Schema elettrico n.4 page 623 / Wiring diagram n.4 page 623

2700K÷5700K

- F020GTMH001
- F020GTMH006
- F020GTMH012
- F020GTMH018
- F020GTMH030
- F020GTMH033



²**Tunable White Quick Install I H₂O Stop Fast Connect** - Schema elettrico n.5 page 623 / Wiring diagram n.5 page 623

2700K÷5700K

- F020HTMH001
- F020HTMH006
- F020HTMH012
- F020HTMH018
- F020HTMH030
- F020HTMH033

³**Tunable White Continuous Line I/O H₂O Stop Fast Connect** - Schema elettrico n.6 page 623 / Wiring diagram n.6 page 623

2700K÷5700K

- F020JTMH001
- F020JTMH006
- F020JTMH012
- F020JTMH018
- F020JTMH030
- F020JTMH033

Photometric data on request.

¹Standard Version: spezzone di cavo in uscita 1000 mm (accessori per collegamento da ordinare) / 1000 mm length prewired cable (connecting accessory to be separately ordered).

²Quick Install In H₂O Stop Version: connettore H₂O Stop Plug&Play preinstallato per connessione rapida (accessori per collegamento da ordinare) / Prewired H₂O Stop Plug&Play connector for an easy/rapid connection (connecting accessory to be ordered separately).

³Continuous Line In/Out H₂O Stop Version: connettori H₂O Stop Plug&Play preinstallati per connessione in linea (accessori per collegamento da ordinare) / Prewired H₂O Stop Plug&Play connectors for an easy in line connection (connecting accessory to be ordered separately).

Outgraze 35

Accessori per tutti le versioni / Accessories for all versions

Coppia staffe corte L
80mm.

One pair of short brackets L
80 mm.

- F1203001
- F1203006
- F1203012
- F1203018
- F1203030
- F1203033



Coppia staffe lunghe L
200mm.

One pair of long brackets L 200
mm.

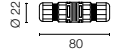
- F1204001
- F1204006
- F1204012
- F1204018
- F1204030
- F1204033



Sistema di giunzione IP68
H₂O Stop anti-condensa a 2
vie 4 poli. (Ø5,5÷12mm cavo).

2 way terminal block 4 poles
IP68 H₂O Stop. (ø5,5÷12mm
cable).

F990C00A000



Sistema di giunzione IP68
H₂O Stop anti-condensa a
3/4 vie 4 poli. (Ø5,5÷12mm
cavo).

3/4 way terminal block
4 poles IP68 H₂O Stop.
(ø5,5÷12mm cable).

F990C010000



Outgraze 35

Accessori per versioni Quick Install I H₂O Stop e Continuous Line I/O H₂O Stop / Accessories for Quick Install I H₂O Stop and Continuous Line I/O H₂O Stop versions

Connettore 4 poli
plug&play.

Plug&play connector 4
poles.

F021Z010000



Doppio connettore 4 poli
plug&play + cavo L 600 mm.

Double plug&play connector
4 poles + cable 600 mm
length.

F021Z090000



Connettore 4 poli plug&play +
cavo L 5000 mm.

Plug&play connector 4 poles
+ cable 5000 mm length.

F021Z100000



Tappo per connettore a
pannello (sul prodotto) 4-5
poli.

Cap for panel (on the fixtures)
plug connector 4-5 poles.

F021Z070000



Outgraze 35

Interfaccia PWM (Dimmerabilita') per versione 48V / PWM interface (Dimming) for 48V version

Alimentatore per interfaccia 48V/240V non incluso, da ordinare / Power supply 48V/240V for interface not included, to be ordered (cod.RF25753 or cod.RF25746)

Interfaccia di controllo 48V
PWM - DALI IP20 Class III. Vin
48Vdc 120W. (Alimentatore
non incluso).

Control interface 48V PWM -
DALI IP20 Class III. Vin
48Vdc 120W. (Power supply
not included).

F990B08A000



Interfaccia di controllo
48V PWM - 1-10V IP20
Class III. Vin 48Vdc 120W.
(Alimentatore non incluso).

Control interface 48V PWM
- 1-10V IP20 Class III. Vin
48Vdc 120W. (Power supply
not included).

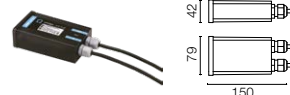
F990B15A000



Outgraze 35

Alimentatore per versione 48V / Power supply for 48V version

Alimentatore 48V 60W / 110-240V IP67 Classe II selv eq. Power supply 48V 60W / 110-240V IP67 Class II selv eq. RF25753



Alimentatore 48V 240W / 110-240V singolo output DIN RAIL. Power supply 48V 240W / 110-240V single output DIN RAIL. RF25746



* Numero massimo di apparecchi per alimentatore / Maximum number of luminaires per power supply.

Numero massimo di apparecchi per alimentatore (Vin220÷240). Dati indicativi da verificare con le specifiche condizioni di installazione.	Maximum number of luminaires per power supply. (220÷240 V). These data must be checked taking into account the specific installation conditions.		L 300	L 600	L 900	L 1200
	Acc. RF25753		8	4	2	2
	Acc. RF25746		32	16	10	8

Outgraze 35

Interfaccia PWM (Dimmerabilita') per versione 24V / PWM interface (Dimming) for 24V version

Alimentatore per interfaccia 24V/240V non incluso, da ordinare / Power supply 24V/240V for interface not included, to be ordered (cod.F990B28A000, cod.F990B27A000 or cod.F990B29A000)

Interfaccia di controllo PWM - Dali IP20 Class III. Vin 24Vdc 120W. (Alimentatore non incluso). Control interface 24V PWM - Dali IP20 Class III. Vin 24Vdc 120W. (Power supply not included). F990B07A000



Interfaccia di controllo 24V PWM - 1-10V IP20 Class III. Vin 24Vdc 120W. (Alimentatore non incluso). Control interface 24V PWM - 1-10V IP20 Class III. Vin 24Vdc 120W. (Power supply not included). F990B14A000



Outgraze 35

Interfaccia PWM per versione 24V Tunable White / PWM interface for 24V Tunable White version

Alimentatore per interfaccia 24V/240V non incluso, da ordinare / Power supply 24V/240V for interface not included, to be ordered (cod.F990B28A000, cod.F990B27A000 or cod.F990B29A000)


Interfaccia di controllo 24V PWM 2CH - Dali IP20 Class III. Vin 24Vdc 90W. (Alimentatore non incluso). Control interface 24V PWM 2CH - Dali IP20 Class III. Vin 24Vdc 90W. (Power supply not included). F990B09A000



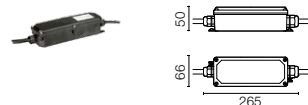
Outgraze 35

Alimentatore per versione 24V / Power supply for 24V version


Alimentatore per installazione remota 24V DC 50W / 120-240V IP67 Classe II selv. Power supply for remote installation 24V DC 50W / 120-240V IP67 Class II selv. *F990B28A000



Alimentatore per installazione remota 24V DC 70W / 220-240V IP67 Classe II selv. Power supply for remote installation 24V DC 70W / 220-240V IP67 Class II selv. *F990B27A000



Alimentatore per installazione remota 24V DC 96W / 120-240V IP67 Classe II selv. Power supply for remote installation 24V DC 96W / 120-240V IP67 Class II selv. *F990B29A000



* Numero massimo di apparecchi per alimentatore / Maximum number of luminaires per power supply.

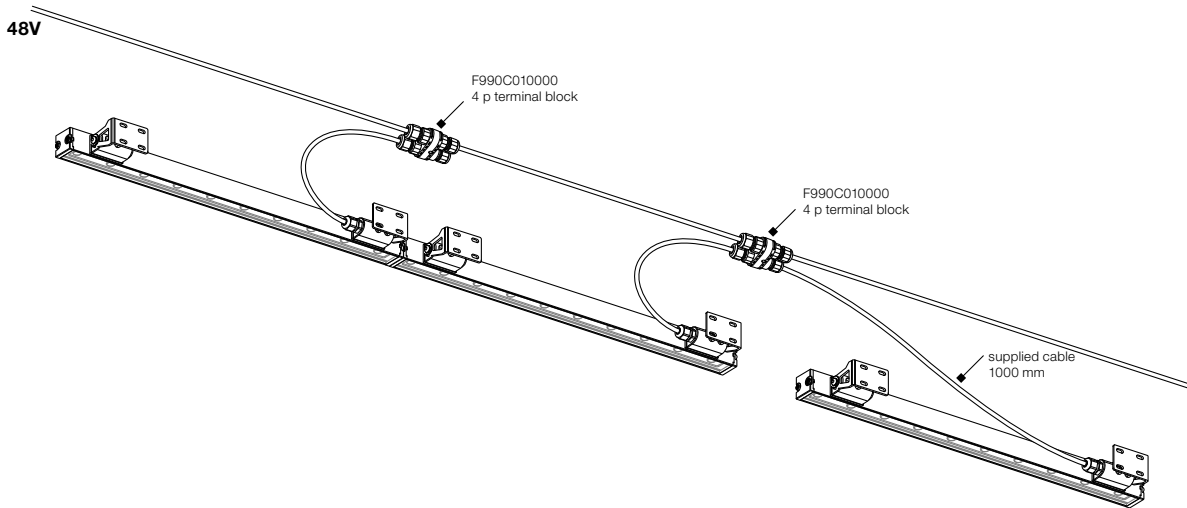
Numero massimo di apparecchi per alimentatore (Vin220÷240). Dati indicativi da verificare con le specifiche condizioni di installazione.	Maximum number of luminaires per power supply. (220÷240 V). These data must be checked taking into account the specific installation conditions.		L 300	L 600	L 900	L 1200
	Acc. F990B28A000		6	3	2	2
	Acc. F990B27A000		8	5	3	3
	Acc. F990B29A000		12	6	4	3

Outgraze 35

48V versions

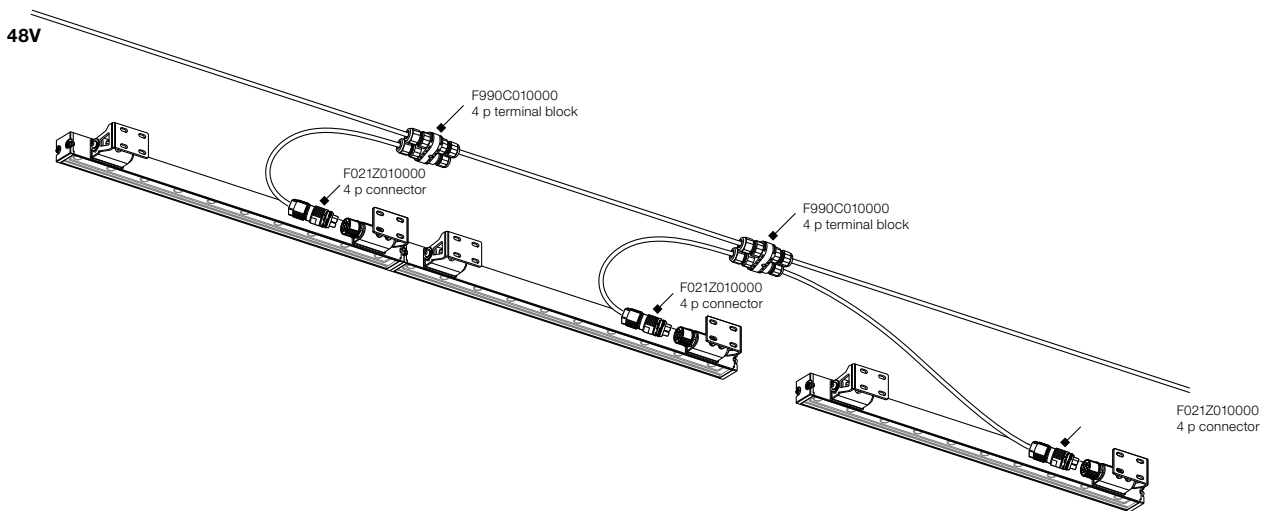
Schema elettrico n.1 / Wiring diagram n.1

Standard: spezzone di cavo in uscita 1000 mm (accessori per collegamento da ordinare) / 1000 mm lenght prewired cable (connecting accessory to be separately ordered)



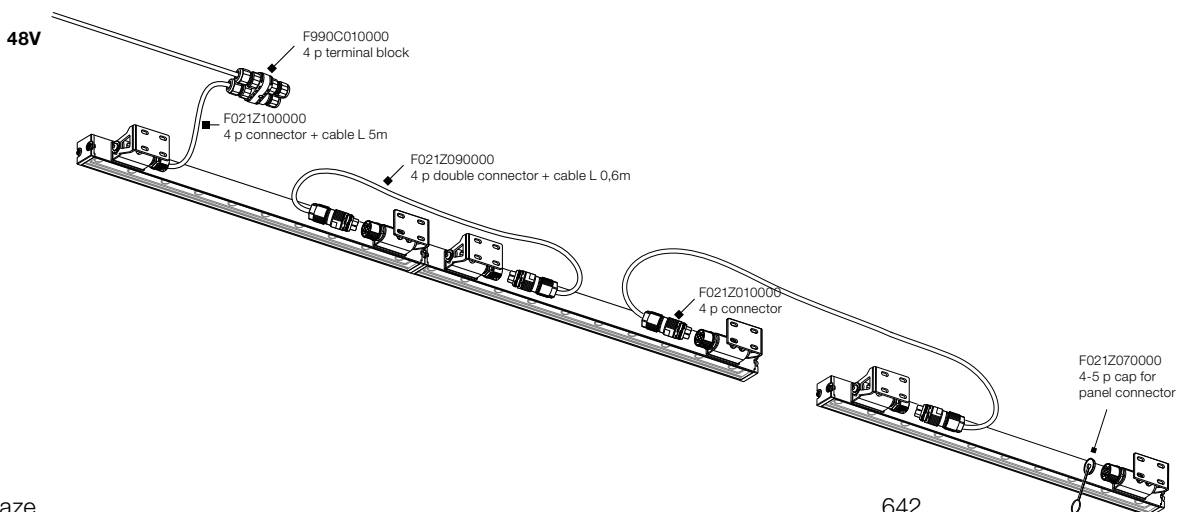
Schema elettrico n.2 / Wiring diagram n.2

Quick Install I H₂O Stop Fast Connect: connettore H₂O Stop Plug&Play preinstallato per connessione rapida (accessori per collegamento da ordinare) / Prewired H₂O Stop Plug&Play connector for an easy/rapid connection (connecting accessory to be ordered separately)



Schema elettrico n.3 / Wiring diagram n.3

Continous Line I/O H₂O Stop Fast Connect: connettori H₂O Stop Plug&Play preinstallati per connessione in linea (accessori per collegamento da ordinare) / Prewired H₂O Stop Plug&Play connectors for an easy in line connection (connecting accessory to be ordered separately)

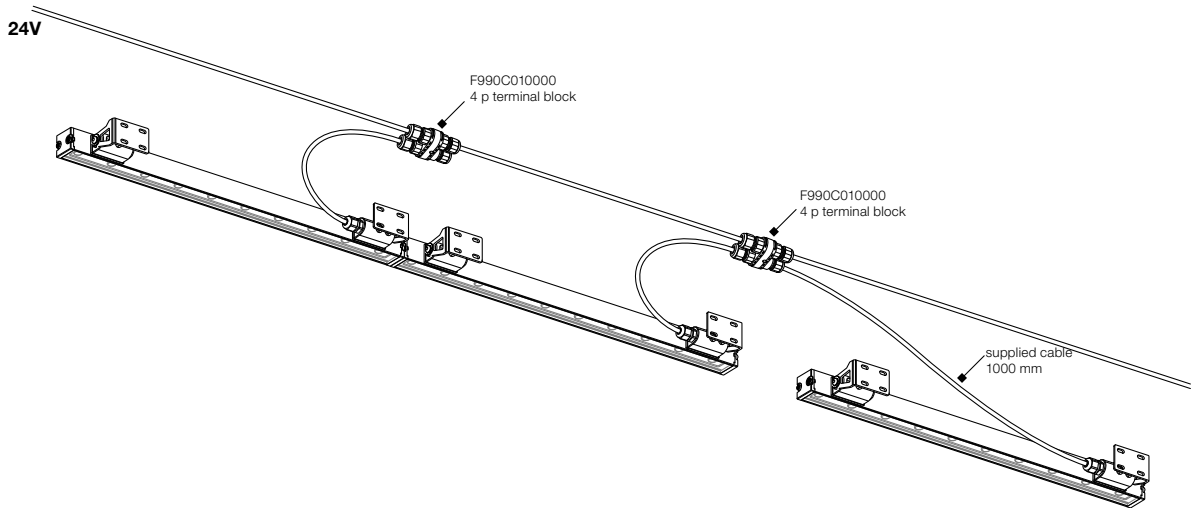


Outgraze 35

24V (Easy) and Tunable White versions

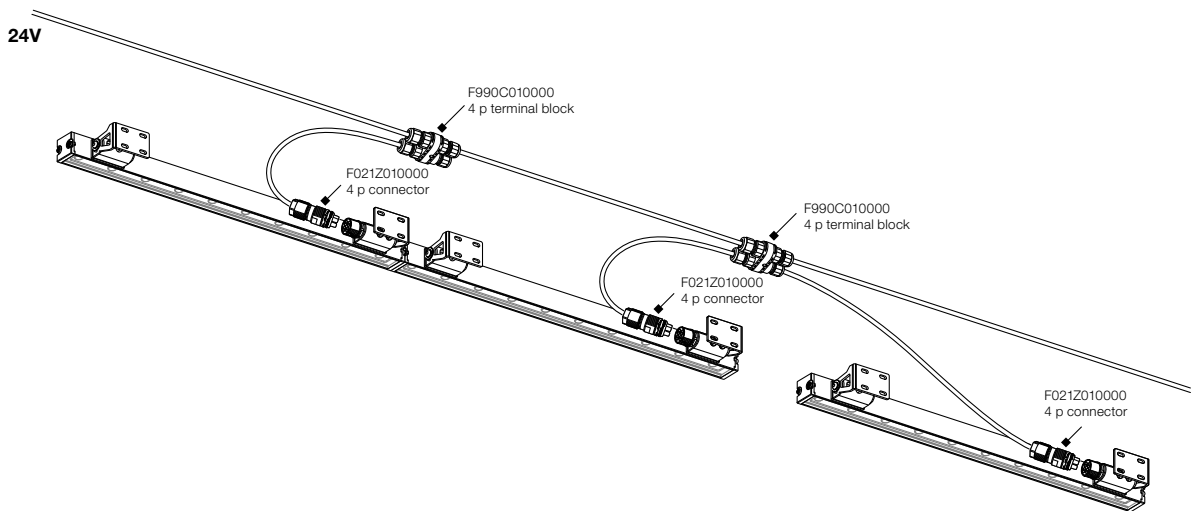
Schema elettrico n.4 / Wiring diagram n.4

Standard: spezzone di cavo in uscita 1000 mm (accessori per collegamento da ordinare) / 1000 mm lenght prewired cable (connecting accessory to be separately ordered)



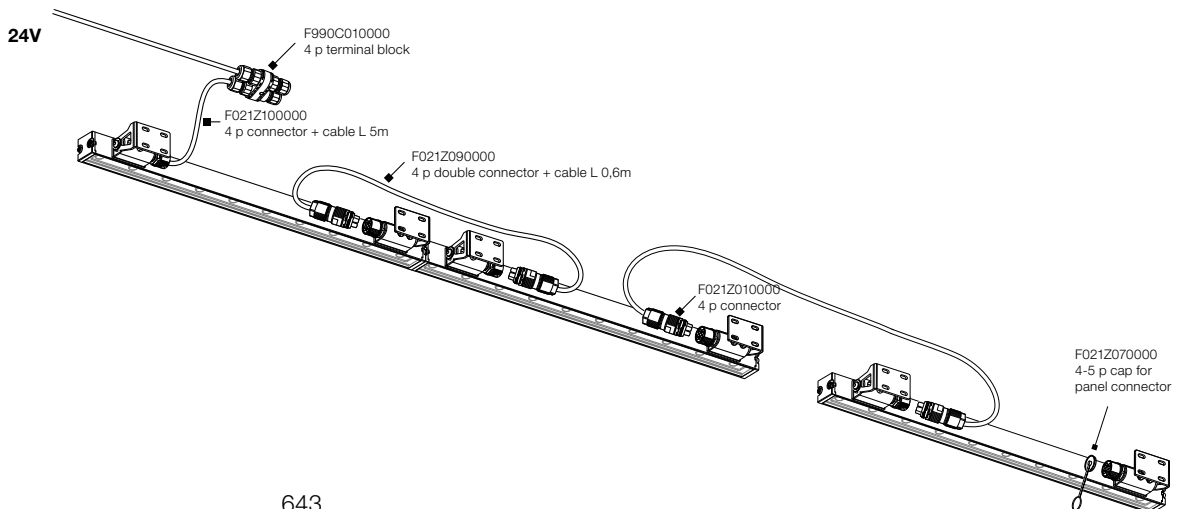
Schema elettrico n.5 / Wiring diagram n.5

Quick Install I H₂O Stop Fast Connect: connettore H₂O Stop Plug&Play preinstallato per connessione rapida (accessori per collegamento da ordinare) / Prewired H₂O Stop Plug&Play connector for an easy/rapid connection (connecting accessory to be ordered separately)

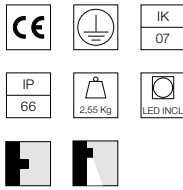
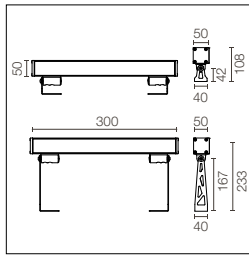


Schema elettrico n.6 / Wiring diagram n.6

Continous Line I/O H₂O Stop Fast Connect: connettori H₂O Stop Plug&Play preinstallati per connessione in linea (accessori per collegamento da ordinare) / Prewired H₂O Stop Plug&Play connectors for an easy in line connection (connecting accessory to be ordered separately)



Outgraze 50 L 300 - Non Dimmable



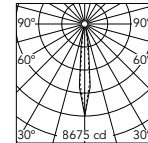
Alimentazione elettrica 220/240V integrata. Staffe di installazione da ordinare separatamente. Vetro trasparente extra chiaro, esclusa versione DIFFUSED con vetro sabbatiato. A richiesta versione SMART (potenza 6W - flusso -30% lm).

Integrated 220/240V power supply. Installation brackets, to be ordered separately. Extra clear transparent glass, excluding the DIFFUSE version with sandblasted glass. SMART version available upon request (power 6W-flux-30% lm).

Power Led: 8W - 835 lm ≠ *FIXT 685 lm - 2700K/CRI 80 - 220-240V / 8W - 864 lm ≠ *FIXT 709 lm - 3000K/CRI 80 - 220-240V / 8W - 894 lm ≠ *FIXT 734 lm - 4000K/CRI 80 - 220-240V / *FIXT lm = Medium Optic

1Standard - Schema elettrico n.7 page 647 / Wiring diagram n.7 page 647

- | | | | |
|---------------|---------------|---------------|---------------|
| 2200K | 2700K | 3000K | 4000K |
| ○ F021A11A001 | ○ F021A21A001 | ○ F021A31A001 | ○ F021A41A001 |
| ● F021A11A006 | ● F021A21A006 | ● F021A31A006 | ● F021A41A006 |
| ● F021A11A012 | ● F021A21A012 | ● F021A31A012 | ● F021A41A012 |
| ● F021A11A018 | ● F021A21A018 | ● F021A31A018 | ● F021A41A018 |
| ● F021A11A030 | ● F021A21A030 | ● F021A31A030 | ● F021A41A030 |
| ● F021A11A033 | ● F021A21A033 | ● F021A31A033 | ● F021A41A033 |



Beam Angle: 13°

h(m)	E(lx)	D(m)
1	8675	0.25
2	2169	0.49
3	964	0.74
4	542	0.98
5	347	1.23

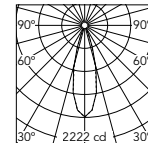
@4000K

2Quick Install I H₂O Stop Fast Connect - Schema elettrico n.8 page 647 / Wiring diagram n.8 page 647

- | | | | |
|---------------|---------------|---------------|---------------|
| 2200K | 2700K | 3000K | 4000K |
| ○ F021B11A001 | ○ F021B21A001 | ○ F021B31A001 | ○ F021B41A001 |
| ● F021B11A006 | ● F021B21A006 | ● F021B31A006 | ● F021B41A006 |
| ● F021B11A012 | ● F021B21A012 | ● F021B31A012 | ● F021B41A012 |
| ● F021B11A018 | ● F021B21A018 | ● F021B31A018 | ● F021B41A018 |
| ● F021B11A030 | ● F021B21A030 | ● F021B31A030 | ● F021B41A030 |
| ● F021B11A033 | ● F021B21A033 | ● F021B31A033 | ● F021B41A033 |

1Standard - Schema elettrico n.7 page 647 / Wiring diagram n.7 page 647

- | | | | |
|---------------|---------------|---------------|---------------|
| 2200K | 2700K | 3000K | 4000K |
| ○ F021A15A001 | ○ F021A25A001 | ○ F021A35A001 | ○ F021A45A001 |
| ● F021A15A006 | ● F021A25A006 | ● F021A35A006 | ● F021A45A006 |
| ● F021A15A012 | ● F021A25A012 | ● F021A35A012 | ● F021A45A012 |
| ● F021A15A018 | ● F021A25A018 | ● F021A35A018 | ● F021A45A018 |
| ● F021A15A030 | ● F021A25A030 | ● F021A35A030 | ● F021A45A030 |
| ● F021A15A033 | ● F021A25A033 | ● F021A35A033 | ● F021A45A033 |



Beam Angle: 29°

h(m)	E(lx)	D(m)
1	2222	0.52
2	555	1.04
3	247	1.56
4	139	2.08
5	89	2.60

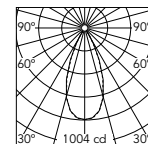
@4000K

2Quick Install I H₂O Stop Fast Connect - Schema elettrico n.8 page 647 / Wiring diagram n.8 page 647

- | | | | |
|---------------|---------------|---------------|---------------|
| 2200K | 2700K | 3000K | 4000K |
| ○ F021B15A001 | ○ F021B25A001 | ○ F021B35A001 | ○ F021B45A001 |
| ● F021B15A006 | ● F021B25A006 | ● F021B35A006 | ● F021B45A006 |
| ● F021B15A012 | ● F021B25A012 | ● F021B35A012 | ● F021B45A012 |
| ● F021B15A018 | ● F021B25A018 | ● F021B35A018 | ● F021B45A018 |
| ● F021B15A030 | ● F021B25A030 | ● F021B35A030 | ● F021B45A030 |
| ● F021B15A033 | ● F021B25A033 | ● F021B35A033 | ● F021B45A033 |

1Standard - Schema elettrico n.7 page 647 / Wiring diagram n.7 page 647

- | | | | |
|---------------|---------------|---------------|---------------|
| 2200K | 2700K | 3000K | 4000K |
| ○ F021A1AA001 | ○ F021A2AA001 | ○ F021A3AA001 | ○ F021A4AA001 |
| ● F021A1AA006 | ● F021A2AA006 | ● F021A3AA006 | ● F021A4AA006 |
| ● F021A1AA012 | ● F021A2AA012 | ● F021A3AA012 | ● F021A4AA012 |
| ● F021A1AA018 | ● F021A2AA018 | ● F021A3AA018 | ● F021A4AA018 |
| ● F021A1AA030 | ● F021A2AA030 | ● F021A3AA030 | ● F021A4AA030 |
| ● F021A1AA033 | ● F021A2AA033 | ● F021A3AA033 | ● F021A4AA033 |



Beam Angle: 44°

h(m)	E(lx)	D(m)
1	1004	0.81
2	251	1.63
3	112	2.44
4	63	3.26
5	40	4.07

@4000K

2Quick Install I H₂O Stop Fast Connect - Schema elettrico n.8 page 647 / Wiring diagram n.8 page 647

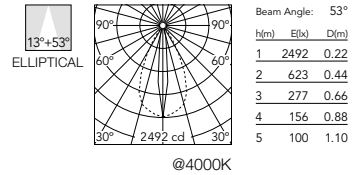
- | | | | |
|---------------|---------------|---------------|---------------|
| 2200K | 2700K | 3000K | 4000K |
| ○ F021B1AA001 | ○ F021B2AA001 | ○ F021B3AA001 | ○ F021B4AA001 |
| ● F021B1AA006 | ● F021B2AA006 | ● F021B3AA006 | ● F021B4AA006 |
| ● F021B1AA012 | ● F021B2AA012 | ● F021B3AA012 | ● F021B4AA012 |
| ● F021B1AA018 | ● F021B2AA018 | ● F021B3AA018 | ● F021B4AA018 |
| ● F021B1AA030 | ● F021B2AA030 | ● F021B3AA030 | ● F021B4AA030 |
| ● F021B1AA033 | ● F021B2AA033 | ● F021B3AA033 | ● F021B4AA033 |

*Standard Version: spezzone di cavo in uscita 1000 mm (accessori per collegamento da ordinare) / 1000 mm lenght prewired cable (connecting accessory to be separately ordered).

*Quick Install In H₂O Stop Version: connettore H₂O Stop Plug&Play preinstallato per connessione rapida (accessori per collegamento da ordinare) / Prewired H₂O Stop Plug&Play connector for an easy/rapid connection (connecting accessory to be ordered separately).

1Standard - Schema elettrico n.7 page 647 / Wiring diagram n.7 page 647

- | | | | |
|---------------|---------------|---------------|---------------|
| 2200K | 2700K | 3000K | 4000K |
| ○ F021A1EA001 | ○ F021A2EA001 | ○ F021A3EA001 | ○ F021A4EA001 |
| ● F021A1EA006 | ● F021A2EA006 | ● F021A3EA006 | ● F021A4EA006 |
| ● F021A1EA012 | ● F021A2EA012 | ● F021A3EA012 | ● F021A4EA012 |
| ● F021A1EA018 | ● F021A2EA018 | ● F021A3EA018 | ● F021A4EA018 |
| ● F021A1EA030 | ● F021A2EA030 | ● F021A3EA030 | ● F021A4EA030 |
| ● F021A1EA033 | ● F021A2EA033 | ● F021A3EA033 | ● F021A4EA033 |

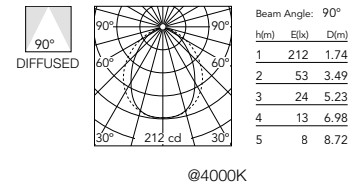


2Quick Install I H₂O Stop Fast Connect - Schema elettrico n.8 page 647 / Wiring diagram n.8 page 647

- | | | | |
|---------------|---------------|---------------|---------------|
| 2200K | 2700K | 3000K | 4000K |
| ○ F021B1EA001 | ○ F021B2EA001 | ○ F021B3EA001 | ○ F021B4EA001 |
| ● F021B1EA006 | ● F021B2EA006 | ● F021B3EA006 | ● F021B4EA006 |
| ● F021B1EA012 | ● F021B2EA012 | ● F021B3EA012 | ● F021B4EA012 |
| ● F021B1EA018 | ● F021B2EA018 | ● F021B3EA018 | ● F021B4EA018 |
| ● F021B1EA030 | ● F021B2EA030 | ● F021B3EA030 | ● F021B4EA030 |
| ● F021B1EA033 | ● F021B2EA033 | ● F021B3EA033 | ● F021B4EA033 |

1Standard - Schema elettrico n.7 page 647 / Wiring diagram n.7 page 647

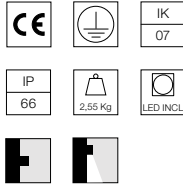
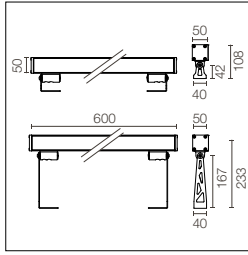
- | | | | |
|---------------|---------------|---------------|---------------|
| 2200K | 2700K | 3000K | 4000K |
| ○ F021A1JA001 | ○ F021A2JA001 | ○ F021A3JA001 | ○ F021A4JA001 |
| ● F021A1JA006 | ● F021A2JA006 | ● F021A3JA006 | ● F021A4JA006 |
| ● F021A1JA012 | ● F021A2JA012 | ● F021A3JA012 | ● F021A4JA012 |
| ● F021A1JA018 | ● F021A2JA018 | ● F021A3JA018 | ● F021A4JA018 |
| ● F021A1JA030 | ● F021A2JA030 | ● F021A3JA030 | ● F021A4JA030 |
| ● F021A1JA033 | ● F021A2JA033 | ● F021A3JA033 | ● F021A4JA033 |



2Quick Install I H₂O Stop Fast Connect - Schema elettrico n.8 page 647 / Wiring diagram n.8 page 647

- | | | | |
|---------------|---------------|---------------|---------------|
| 2200K | 2700K | 3000K | 4000K |
| ○ F021B1JA001 | ○ F021B2JA001 | ○ F021B3JA001 | ○ F021B4JA001 |
| ● F021B1JA006 | ● F021B2JA006 | ● F021B3JA006 | ● F021B4JA006 |
| ● F021B1JA012 | ● F021B2JA012 | ● F021B3JA012 | ● F021B4JA012 |
| ● F021B1JA018 | ● F021B2JA018 | ● F021B3JA018 | ● F021B4JA018 |
| ● F021B1JA030 | ● F021B2JA030 | ● F021B3JA030 | ● F021B4JA030 |
| ● F021B1JA033 | ● F021B2JA033 | ● F021B3JA033 | ● F021B4JA033 |

Outgraze 50 L 600 - Non Dimmable



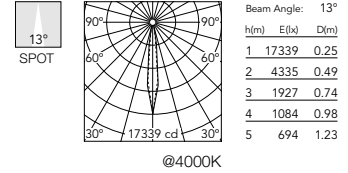
Alimentazione elettrica 220/240V integrata. Staffe di installazione da ordinare separatamente. Vetro trasparente extra chiaro, esclusa versione DIFFUSED con vetro sabbiato. A richiesta versione SMART (potenza 10,5W - flusso -30% lm).

Integrated 220/240V power supply. Installation brackets, to be ordered separately. Extra clear transparent glass, excluding the DIFFUSED version with sandblasted glass. SMART version available upon request (power 10,5W - flux -30% lm).

Power Led: 14,5W - 1669 lm ≠ *FIXT 1369 lm - 2700K/CRI 80 - 220-240V / 14,5W - 1729 lm ≠ *FIXT 1418 lm - 3000K/CRI 80 - 220-240V / 14,5W - 1788 lm ≠ *FIXT 1467 lm - 4000K/CRI 80 - 220-240V
*FIXT lm = Medium Optic

1^{Standard} - Schema elettrico n.7 page 647 / Wiring diagram n.7 page 647

- | | | | |
|---------------|---------------|---------------|---------------|
| 2200K | 2700K | 3000K | 4000K |
| ○ F021A12A001 | ○ F021A22A001 | ○ F021A32A001 | ○ F021A42A001 |
| ● F021A12A006 | ● F021A22A006 | ● F021A32A006 | ● F021A42A006 |
| ● F021A12A012 | ● F021A22A012 | ● F021A32A012 | ● F021A42A012 |
| ● F021A12A018 | ● F021A22A018 | ● F021A32A018 | ● F021A42A018 |
| ● F021A12A030 | ● F021A22A030 | ● F021A32A030 | ● F021A42A030 |
| ● F021A12A033 | ● F021A22A033 | ● F021A32A033 | ● F021A42A033 |



2^{Quick Install I H₂O Stop Fast Connect} - Schema elettrico n.8 page 647 / Wiring diagram n.8 page 647

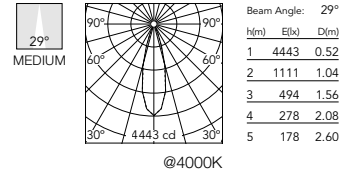
- | | | | |
|---------------|---------------|---------------|---------------|
| 2200K | 2700K | 3000K | 4000K |
| ○ F021B12A001 | ○ F021B22A001 | ○ F021B32A001 | ○ F021B42A001 |
| ● F021B12A006 | ● F021B22A006 | ● F021B32A006 | ● F021B42A006 |
| ● F021B12A012 | ● F021B22A012 | ● F021B32A012 | ● F021B42A012 |
| ● F021B12A018 | ● F021B22A018 | ● F021B32A018 | ● F021B42A018 |
| ● F021B12A030 | ● F021B22A030 | ● F021B32A030 | ● F021B42A030 |
| ● F021B12A033 | ● F021B22A033 | ● F021B32A033 | ● F021B42A033 |

3^{Continuous Line I/O H₂O Stop Fast Connect} - Schema elettrico n.9 page 647 / Wiring diagram n.9 page 647

- | | | | |
|---------------|---------------|---------------|---------------|
| 2200K | 2700K | 3000K | 4000K |
| ○ F021C12A001 | ○ F021C22A001 | ○ F021C32A001 | ○ F021C42A001 |
| ● F021C12A006 | ● F021C22A006 | ● F021C32A006 | ● F021C42A006 |
| ● F021C12A012 | ● F021C22A012 | ● F021C32A012 | ● F021C42A012 |
| ● F021C12A018 | ● F021C22A018 | ● F021C32A018 | ● F021C42A018 |
| ● F021C12A030 | ● F021C22A030 | ● F021C32A030 | ● F021C42A030 |
| ● F021C12A033 | ● F021C22A033 | ● F021C32A033 | ● F021C42A033 |

1^{Standard} - Schema elettrico n.7 page 647 / Wiring diagram n.7 page 647

- | | | | |
|---------------|---------------|---------------|---------------|
| 2200K | 2700K | 3000K | 4000K |
| ○ F021A16A001 | ○ F021A26A001 | ○ F021A36A001 | ○ F021A46A001 |
| ● F021A16A006 | ● F021A26A006 | ● F021A36A006 | ● F021A46A006 |
| ● F021A16A012 | ● F021A26A012 | ● F021A36A012 | ● F021A46A012 |
| ● F021A16A018 | ● F021A26A018 | ● F021A36A018 | ● F021A46A018 |
| ● F021A16A030 | ● F021A26A030 | ● F021A36A030 | ● F021A46A030 |
| ● F021A16A033 | ● F021A26A033 | ● F021A36A033 | ● F021A46A033 |



2^{Quick Install I H₂O Stop Fast Connect} - Schema elettrico n.8 page 647 / Wiring diagram n.8 page 647

- | | | | |
|---------------|---------------|---------------|---------------|
| 2200K | 2700K | 3000K | 4000K |
| ○ F021B16A001 | ○ F021B26A001 | ○ F021B36A001 | ○ F021B46A001 |
| ● F021B16A006 | ● F021B26A006 | ● F021B36A006 | ● F021B46A006 |
| ● F021B16A012 | ● F021B26A012 | ● F021B36A012 | ● F021B46A012 |
| ● F021B16A018 | ● F021B26A018 | ● F021B36A018 | ● F021B46A018 |
| ● F021B16A030 | ● F021B26A030 | ● F021B36A030 | ● F021B46A030 |
| ● F021B16A033 | ● F021B26A033 | ● F021B36A033 | ● F021B46A033 |

3^{Continuous Line I/O H₂O Stop Fast Connect} - Schema elettrico n.9 page 647 / Wiring diagram n.9 page 647

- | | | | |
|---------------|---------------|---------------|---------------|
| 2200K | 2700K | 3000K | 4000K |
| ○ F021C16A001 | ○ F021C26A001 | ○ F021C36A001 | ○ F021C46A001 |
| ● F021C16A006 | ● F021C26A006 | ● F021C36A006 | ● F021C46A006 |
| ● F021C16A012 | ● F021C26A012 | ● F021C36A012 | ● F021C46A012 |
| ● F021C16A018 | ● F021C26A018 | ● F021C36A018 | ● F021C46A018 |
| ● F021C16A030 | ● F021C26A030 | ● F021C36A030 | ● F021C46A030 |
| ● F021C16A033 | ● F021C26A033 | ● F021C36A033 | ● F021C46A033 |

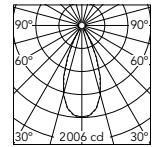
¹Standard Version: spezzone di cavo in uscita 1000 mm (accessori per collegamento da ordinare) / 1000 mm length prewired cable (connecting accessory to be separately ordered).

²Quick Install In H₂O Stop Version: connettore H₂O Stop Plug&Play preinstallato per connessione rapida (accessori per collegamento da ordinare) / Prewired H₂O Stop Plug&Play connector for an easy/rapid connection (connecting accessory to be ordered separately).

³Continuous Line In/Out H₂O Stop Version: connettori H₂O Stop Plug&Play preinstallati per connessione in linea (accessori per collegamento da ordinare) / Prewired H₂O Stop Plug&Play connectors for an easy in line connection (connecting accessory to be ordered separately).

1Standard - Schema elettrico n.7 page 647 / Wiring diagram n.7 page 647

- | | | | |
|---------------|---------------|---------------|---------------|
| 2200K | 2700K | 3000K | 4000K |
| ○ F021A1BA001 | ○ F021A2BA001 | ○ F021A3BA001 | ○ F021A4BA001 |
| ● F021A1BA006 | ● F021A2BA006 | ● F021A3BA006 | ● F021A4BA006 |
| ● F021A1BA012 | ● F021A2BA012 | ● F021A3BA012 | ● F021A4BA012 |
| ● F021A1BA018 | ● F021A2BA018 | ● F021A3BA018 | ● F021A4BA018 |
| ● F021A1BA030 | ● F021A2BA030 | ● F021A3BA030 | ● F021A4BA030 |
| ● F021A1BA033 | ● F021A2BA033 | ● F021A3BA033 | ● F021A4BA033 |



Beam Angle: 44°

h(m)	E(lx)	D(m)
1	2006	0.81
2	501	1.63
3	223	2.44
4	125	3.26
5	80	4.07

@4000K

2Quick Install I H₂O Stop Fast Connect - Schema elettrico n.8 page 647 / Wiring diagram n.8 page 647

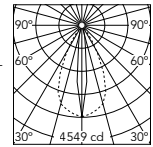
- | | | | |
|---------------|---------------|---------------|---------------|
| 2200K | 2700K | 3000K | 4000K |
| ○ F021B1BA001 | ○ F021B2BA001 | ○ F021B3BA001 | ○ F021B4BA001 |
| ● F021B1BA006 | ● F021B2BA006 | ● F021B3BA006 | ● F021B4BA006 |
| ● F021B1BA012 | ● F021B2BA012 | ● F021B3BA012 | ● F021B4BA012 |
| ● F021B1BA018 | ● F021B2BA018 | ● F021B3BA018 | ● F021B4BA018 |
| ● F021B1BA030 | ● F021B2BA030 | ● F021B3BA030 | ● F021B4BA030 |
| ● F021B1BA033 | ● F021B2BA033 | ● F021B3BA033 | ● F021B4BA033 |

3Continuous Line I/O H₂O Stop Fast Connect - Schema elettrico n.9 page 647 / Wiring diagram n.9 page 647

- | | | | |
|---------------|---------------|---------------|---------------|
| 2200K | 2700K | 3000K | 4000K |
| ○ F021C1BA001 | ○ F021C2BA001 | ○ F021C3BA001 | ○ F021C4BA001 |
| ● F021C1BA006 | ● F021C2BA006 | ● F021C3BA006 | ● F021C4BA006 |
| ● F021C1BA012 | ● F021C2BA012 | ● F021C3BA012 | ● F021C4BA012 |
| ● F021C1BA018 | ● F021C2BA018 | ● F021C3BA018 | ● F021C4BA018 |
| ● F021C1BA030 | ● F021C2BA030 | ● F021C3BA030 | ● F021C4BA030 |
| ● F021C1BA033 | ● F021C2BA033 | ● F021C3BA033 | ● F021C4BA033 |

1Standard - Schema elettrico n.7 page 647 / Wiring diagram n.7 page 647

- | | | | |
|---------------|---------------|---------------|---------------|
| 2200K | 2700K | 3000K | 4000K |
| ○ F021A1FA001 | ○ F021A2FA001 | ○ F021A3FA001 | ○ F021A4FA001 |
| ● F021A1FA006 | ● F021A2FA006 | ● F021A3FA006 | ● F021A4FA006 |
| ● F021A1FA012 | ● F021A2FA012 | ● F021A3FA012 | ● F021A4FA012 |
| ● F021A1FA018 | ● F021A2FA018 | ● F021A3FA018 | ● F021A4FA018 |
| ● F021A1FA030 | ● F021A2FA030 | ● F021A3FA030 | ● F021A4FA030 |
| ● F021A1FA033 | ● F021A2FA033 | ● F021A3FA033 | ● F021A4FA033 |



Beam Angle: 53°

h(m)	E(lx)	D(m)
1	4549	0.22
2	1137	0.44
3	505	0.66
4	284	0.88
5	182	1.10

@4000K

2Quick Install I H₂O Stop Fast Connect - Schema elettrico n.8 page 647 / Wiring diagram n.8 page 647

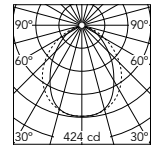
- | | | | |
|---------------|---------------|---------------|---------------|
| 2200K | 2700K | 3000K | 4000K |
| ○ F021B1FA001 | ○ F021B2FA001 | ○ F021B3FA001 | ○ F021B4FA001 |
| ● F021B1FA006 | ● F021B2FA006 | ● F021B3FA006 | ● F021B4FA006 |
| ● F021B1FA012 | ● F021B2FA012 | ● F021B3FA012 | ● F021B4FA012 |
| ● F021B1FA018 | ● F021B2FA018 | ● F021B3FA018 | ● F021B4FA018 |
| ● F021B1FA030 | ● F021B2FA030 | ● F021B3FA030 | ● F021B4FA030 |
| ● F021B1FA033 | ● F021B2FA033 | ● F021B3FA033 | ● F021B4FA033 |

3Continuous Line I/O H₂O Stop Fast Connect - Schema elettrico n.9 page 647 / Wiring diagram n.9 page 647

- | | | | |
|---------------|---------------|---------------|---------------|
| 2200K | 2700K | 3000K | 4000K |
| ○ F021C1FA001 | ○ F021C2FA001 | ○ F021C3FA001 | ○ F021C4FA001 |
| ● F021C1FA006 | ● F021C2FA006 | ● F021C3FA006 | ● F021C4FA006 |
| ● F021C1FA012 | ● F021C2FA012 | ● F021C3FA012 | ● F021C4FA012 |
| ● F021C1FA018 | ● F021C2FA018 | ● F021C3FA018 | ● F021C4FA018 |
| ● F021C1FA030 | ● F021C2FA030 | ● F021C3FA030 | ● F021C4FA030 |
| ● F021C1FA033 | ● F021C2FA033 | ● F021C3FA033 | ● F021C4FA033 |

1Standard - Schema elettrico n.7 page 647 / Wiring diagram n.7 page 647

- | | | | |
|---------------|---------------|---------------|---------------|
| 2200K | 2700K | 3000K | 4000K |
| ○ F021A1KA001 | ○ F021A2KA001 | ○ F021A3KA001 | ○ F021A4KA001 |
| ● F021A1KA006 | ● F021A2KA006 | ● F021A3KA006 | ● F021A4KA006 |
| ● F021A1KA012 | ● F021A2KA012 | ● F021A3KA012 | ● F021A4KA012 |
| ● F021A1KA018 | ● F021A2KA018 | ● F021A3KA018 | ● F021A4KA018 |
| ● F021A1KA030 | ● F021A2KA030 | ● F021A3KA030 | ● F021A4KA030 |
| ● F021A1KA033 | ● F021A2KA033 | ● F021A3KA033 | ● F021A4KA033 |



Beam Angle: 90°

h(m)	E(lx)	D(m)
1	424	1.74
2	106	3.49
3	47	5.23
4	26	6.98
5	17	8.72

@4000K

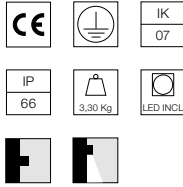
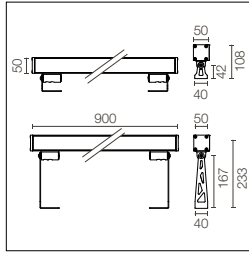
2Quick Install I H₂O Stop Fast Connect - Schema elettrico n.8 page 647 / Wiring diagram n.8 page 647

- | | | | |
|---------------|---------------|---------------|---------------|
| 2200K | 2700K | 3000K | 4000K |
| ○ F021B1KA001 | ○ F021B2KA001 | ○ F021B3KA001 | ○ F021B4KA001 |
| ● F021B1KA006 | ● F021B2KA006 | ● F021B3KA006 | ● F021B4KA006 |
| ● F021B1KA012 | ● F021B2KA012 | ● F021B3KA012 | ● F021B4KA012 |
| ● F021B1KA018 | ● F021B2KA018 | ● F021B3KA018 | ● F021B4KA018 |
| ● F021B1KA030 | ● F021B2KA030 | ● F021B3KA030 | ● F021B4KA030 |
| ● F021B1KA033 | ● F021B2KA033 | ● F021B3KA033 | ● F021B4KA033 |

3Continuous Line I/O H₂O Stop Fast Connect - Schema elettrico n.9 page 647 / Wiring diagram n.9 page 647

- | | | | |
|---------------|---------------|---------------|---------------|
| 2200K | 2700K | 3000K | 4000K |
| ○ F021C1KA001 | ○ F021C2KA001 | ○ F021C3KA001 | ○ F021C4KA001 |
| ● F021C1KA006 | ● F021C2KA006 | ● F021C3KA006 | ● F021C4KA006 |
| ● F021C1KA012 | ● F021C2KA012 | ● F021C3KA012 | ● F021C4KA012 |
| ● F021C1KA018 | ● F021C2KA018 | ● F021C3KA018 | ● F021C4KA018 |
| ● F021C1KA030 | ● F021C2KA030 | ● F021C3KA030 | ● F021C4KA030 |
| ● F021C1KA033 | ● F021C2KA033 | ● F021C3KA033 | ● F021C4KA033 |

Outgraze 50 L 900 - Non Dimmable



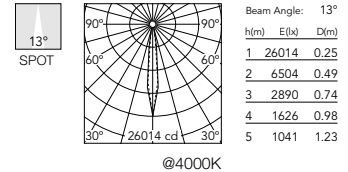
Alimentazione elettrica 220/240V integrata. Staffe di installazione da ordinare separatamente. Vetro trasparente extra chiaro, esclusa versione DIFFUSED con vetro sabbiato. A richiesta versione SMART (potenza 15,5W - flusso - 30% lm).

Integrated 220/240V power supply. Installation brackets, to be ordered separately. Extra clear transparent glass, excluding the DIFFUSED version with sandblasted glass. SMART version available upon request (power 15,5W - flux -30% lm).

Power Led: 20W - 2504 lm ≠ *FIXT 2054 lm - 2700K/CRI 80 - 220-240V / 20W - 2593 lm ≠ *FIXT 2127 lm - 3000K/CRI 80 - 220-240V / 20W - 2683 lm ≠ *FIXT 2201 lm - 4000K/CRI 80 - 220-240V
 *FIXT lm = Medium Optic

1Standard - Schema elettrico n.7 page 647 / Wiring diagram n.7 page 647

- | | | | |
|---------------|---------------|---------------|---------------|
| 2200K | 2700K | 3000K | 4000K |
| ○ F021A13A001 | ○ F021A23A001 | ○ F021A33A001 | ○ F021A43A001 |
| ● F021A13A006 | ● F021A23A006 | ● F021A33A006 | ● F021A43A006 |
| ● F021A13A012 | ● F021A23A012 | ● F021A33A012 | ● F021A43A012 |
| ● F021A13A018 | ● F021A23A018 | ● F021A33A018 | ● F021A43A018 |
| ● F021A13A030 | ● F021A23A030 | ● F021A33A030 | ● F021A43A030 |
| ● F021A13A033 | ● F021A23A033 | ● F021A33A033 | ● F021A43A033 |



2Quick Install I H₂O Stop Fast Connect - Schema elettrico n.8 page 647 / Wiring diagram n.8 page 647

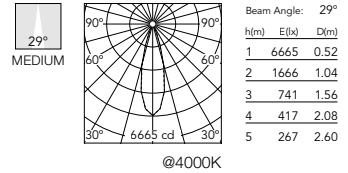
- | | | | |
|---------------|---------------|---------------|---------------|
| 2200K | 2700K | 3000K | 4000K |
| ○ F021B13A001 | ○ F021B23A001 | ○ F021B33A001 | ○ F021B43A001 |
| ● F021B13A006 | ● F021B23A006 | ● F021B33A006 | ● F021B43A006 |
| ● F021B13A012 | ● F021B23A012 | ● F021B33A012 | ● F021B43A012 |
| ● F021B13A018 | ● F021B23A018 | ● F021B33A018 | ● F021B43A018 |
| ● F021B13A030 | ● F021B23A030 | ● F021B33A030 | ● F021B43A030 |
| ● F021B13A033 | ● F021B23A033 | ● F021B33A033 | ● F021B43A033 |

3Continuous Line I/O H₂O Stop Fast Connect - Schema elettrico n.9 page 647 / Wiring diagram n.9 page 647

- | | | | |
|---------------|---------------|---------------|---------------|
| 2200K | 2700K | 3000K | 4000K |
| ○ F021C13A001 | ○ F021C23A001 | ○ F021C33A001 | ○ F021C43A001 |
| ● F021C13A006 | ● F021C23A006 | ● F021C33A006 | ● F021C43A006 |
| ● F021C13A012 | ● F021C23A012 | ● F021C33A012 | ● F021C43A012 |
| ● F021C13A018 | ● F021C23A018 | ● F021C33A018 | ● F021C43A018 |
| ● F021C13A030 | ● F021C23A030 | ● F021C33A030 | ● F021C43A030 |
| ● F021C13A033 | ● F021C23A033 | ● F021C33A033 | ● F021C43A033 |

1Standard - Schema elettrico n.7 page 647 / Wiring diagram n.7 page 647

- | | | | |
|---------------|---------------|---------------|---------------|
| 2200K | 2700K | 3000K | 4000K |
| ○ F021A17A001 | ○ F021A27A001 | ○ F021A37A001 | ○ F021A47A001 |
| ● F021A17A006 | ● F021A27A006 | ● F021A37A006 | ● F021A47A006 |
| ● F021A17A012 | ● F021A27A012 | ● F021A37A012 | ● F021A47A012 |
| ● F021A17A018 | ● F021A27A018 | ● F021A37A018 | ● F021A47A018 |
| ● F021A17A030 | ● F021A27A030 | ● F021A37A030 | ● F021A47A030 |
| ● F021A17A033 | ● F021A27A033 | ● F021A37A033 | ● F021A47A033 |



2Quick Install I H₂O Stop Fast Connect - Schema elettrico n.8 page 647 / Wiring diagram n.8 page 647

- | | | | |
|---------------|---------------|---------------|---------------|
| 2200K | 2700K | 3000K | 4000K |
| ○ F021B17A001 | ○ F021B27A001 | ○ F021B37A001 | ○ F021B47A001 |
| ● F021B17A006 | ● F021B27A006 | ● F021B37A006 | ● F021B47A006 |
| ● F021B17A012 | ● F021B27A012 | ● F021B37A012 | ● F021B47A012 |
| ● F021B17A018 | ● F021B27A018 | ● F021B37A018 | ● F021B47A018 |
| ● F021B17A030 | ● F021B27A030 | ● F021B37A030 | ● F021B47A030 |
| ● F021B17A033 | ● F021B27A033 | ● F021B37A033 | ● F021B47A033 |

3Continuous Line I/O H₂O Stop Fast Connect - Schema elettrico n.9 page 647 / Wiring diagram n.9 page 647

- | | | | |
|---------------|---------------|---------------|---------------|
| 2200K | 2700K | 3000K | 4000K |
| ○ F021C17A001 | ○ F021C27A001 | ○ F021C37A001 | ○ F021C47A001 |
| ● F021C17A006 | ● F021C27A006 | ● F021C37A006 | ● F021C47A006 |
| ● F021C17A012 | ● F021C27A012 | ● F021C37A012 | ● F021C47A012 |
| ● F021C17A018 | ● F021C27A018 | ● F021C37A018 | ● F021C47A018 |
| ● F021C17A030 | ● F021C27A030 | ● F021C37A030 | ● F021C47A030 |
| ● F021C17A033 | ● F021C27A033 | ● F021C37A033 | ● F021C47A033 |

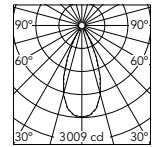
*Standard Version: spezzone di cavo in uscita 1000 mm (accessori per collegamento da ordinare) / 1000 mm length prewired cable (connecting accessory to be separately ordered).

2Quick Install In H₂O Stop Version: connettore H₂O Stop Plug&Play preinstallato per connessione rapida (accessori per collegamento da ordinare) / Prewired H₂O Stop Plug&Play connector for an easy/rapid connection (connecting accessory to be ordered separately).

3Continuous Line In/Out H₂O Stop Version: connettori H₂O Stop Plug&Play preinstallati per connessione in linea (accessori per collegamento da ordinare) / Prewired H₂O Stop Plug&Play connectors for an easy in line connection (connecting accessory to be ordered separately).

¹Standard - Schema elettrico n.7 page 647 / Wiring diagram n.7 page 647

- | | | | |
|---------------|---------------|---------------|---------------|
| 2200K | 2700K | 3000K | 4000K |
| ○ F021A1CA001 | ○ F021A2CA001 | ○ F021A3CA001 | ○ F021A4CA001 |
| ● F021A1CA006 | ● F021A2CA006 | ● F021A3CA006 | ● F021A4CA006 |
| ● F021A1CA012 | ● F021A2CA012 | ● F021A3CA012 | ● F021A4CA012 |
| ● F021A1CA018 | ● F021A2CA018 | ● F021A3CA018 | ● F021A4CA018 |
| ● F021A1CA030 | ● F021A2CA030 | ● F021A3CA030 | ● F021A4CA030 |
| ● F021A1CA033 | ● F021A2CA033 | ● F021A3CA033 | ● F021A4CA033 |



Beam Angle: 44°

h(m)	E(lx)	D(m)
1	3009	0.81
2	752	1.63
3	334	2.44
4	188	3.26
5	120	4.07

@4000K

²Quick Install I H₂O Stop Fast Connect - Schema elettrico n.8 page 647 / Wiring diagram n.8 page 647

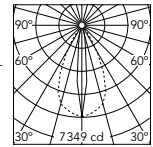
- | | | | |
|---------------|---------------|---------------|---------------|
| 2200K | 2700K | 3000K | 4000K |
| ○ F021B1CA001 | ○ F021B2CA001 | ○ F021B3CA001 | ○ F021B4CA001 |
| ● F021B1CA006 | ● F021B2CA006 | ● F021B3CA006 | ● F021B4CA006 |
| ● F021B1CA012 | ● F021B2CA012 | ● F021B3CA012 | ● F021B4CA012 |
| ● F021B1CA018 | ● F021B2CA018 | ● F021B3CA018 | ● F021B4CA018 |
| ● F021B1CA030 | ● F021B2CA030 | ● F021B3CA030 | ● F021B4CA030 |
| ● F021B1CA033 | ● F021B2CA033 | ● F021B3CA033 | ● F021B4CA033 |

³Continuous Line I/O H₂O Stop Fast Connect - Schema elettrico n.9 page 647 / Wiring diagram n.9 page 647

- | | | | |
|---------------|---------------|---------------|---------------|
| 2200K | 2700K | 3000K | 4000K |
| ○ F021C1CA001 | ○ F021C2CA001 | ○ F021C3CA001 | ○ F021C4CA001 |
| ● F021C1CA006 | ● F021C2CA006 | ● F021C3CA006 | ● F021C4CA006 |
| ● F021C1CA012 | ● F021C2CA012 | ● F021C3CA012 | ● F021C4CA012 |
| ● F021C1CA018 | ● F021C2CA018 | ● F021C3CA018 | ● F021C4CA018 |
| ● F021C1CA030 | ● F021C2CA030 | ● F021C3CA030 | ● F021C4CA030 |
| ● F021C1CA033 | ● F021C2CA033 | ● F021C3CA033 | ● F021C4CA033 |

¹Standard - Schema elettrico n.7 page 647 / Wiring diagram n.7 page 647

- | | | | |
|---------------|---------------|---------------|---------------|
| 2200K | 2700K | 3000K | 4000K |
| ○ F021A1GA001 | ○ F021A2GA001 | ○ F021A3GA001 | ○ F021A4GA001 |
| ● F021A1GA006 | ● F021A2GA006 | ● F021A3GA006 | ● F021A4GA006 |
| ● F021A1GA012 | ● F021A2GA012 | ● F021A3GA012 | ● F021A4GA012 |
| ● F021A1GA018 | ● F021A2GA018 | ● F021A3GA018 | ● F021A4GA018 |
| ● F021A1GA030 | ● F021A2GA030 | ● F021A3GA030 | ● F021A4GA030 |
| ● F021A1GA033 | ● F021A2GA033 | ● F021A3GA033 | ● F021A4GA033 |



Beam Angle: 53°

h(m)	E(lx)	D(m)
1	7349	0.22
2	1837	0.44
3	817	0.66
4	459	0.88
5	294	1.10

@4000K

²Quick Install I H₂O Stop Fast Connect - Schema elettrico n.8 page 647 / Wiring diagram n.8 page 647

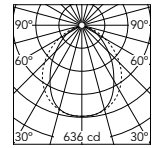
- | | | | |
|---------------|---------------|---------------|---------------|
| 2200K | 2700K | 3000K | 4000K |
| ○ F021B1GA001 | ○ F021B2GA001 | ○ F021B3GA001 | ○ F021B4GA001 |
| ● F021B1GA006 | ● F021B2GA006 | ● F021B3GA006 | ● F021B4GA006 |
| ● F021B1GA012 | ● F021B2GA012 | ● F021B3GA012 | ● F021B4GA012 |
| ● F021B1GA018 | ● F021B2GA018 | ● F021B3GA018 | ● F021B4GA018 |
| ● F021B1GA030 | ● F021B2GA030 | ● F021B3GA030 | ● F021B4GA030 |
| ● F021B1GA033 | ● F021B2GA033 | ● F021B3GA033 | ● F021B4GA033 |

³Continuous Line I/O H₂O Stop Fast Connect - Schema elettrico n.9 page 647 / Wiring diagram n.9 page 647

- | | | | |
|---------------|---------------|---------------|---------------|
| 2200K | 2700K | 3000K | 4000K |
| ○ F021C1GA001 | ○ F021C2GA001 | ○ F021C3GA001 | ○ F021C4GA001 |
| ● F021C1GA006 | ● F021C2GA006 | ● F021C3GA006 | ● F021C4GA006 |
| ● F021C1GA012 | ● F021C2GA012 | ● F021C3GA012 | ● F021C4GA012 |
| ● F021C1GA018 | ● F021C2GA018 | ● F021C3GA018 | ● F021C4GA018 |
| ● F021C1GA030 | ● F021C2GA030 | ● F021C3GA030 | ● F021C4GA030 |
| ● F021C1GA033 | ● F021C2GA033 | ● F021C3GA033 | ● F021C4GA033 |

¹Standard - Schema elettrico n.7 page 647 / Wiring diagram n.7 page 647

- | | | | |
|---------------|---------------|---------------|---------------|
| 2200K | 2700K | 3000K | 4000K |
| ○ F021A1LA001 | ○ F021A2LA001 | ○ F021A3LA001 | ○ F021A4LA001 |
| ● F021A1LA006 | ● F021A2LA006 | ● F021A3LA006 | ● F021A4LA006 |
| ● F021A1LA012 | ● F021A2LA012 | ● F021A3LA012 | ● F021A4LA012 |
| ● F021A1LA018 | ● F021A2LA018 | ● F021A3LA018 | ● F021A4LA018 |
| ● F021A1LA030 | ● F021A2LA030 | ● F021A3LA030 | ● F021A4LA030 |
| ● F021A1LA033 | ● F021A2LA033 | ● F021A3LA033 | ● F021A4LA033 |



Beam Angle: 90°

h(m)	E(lx)	D(m)
1	636	1.74
2	159	3.49
3	71	5.23
4	40	6.98
5	25	8.72

@4000K

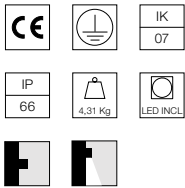
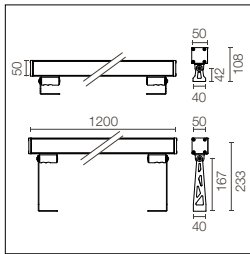
²Quick Install I H₂O Stop Fast Connect - Schema elettrico n.8 page 647 / Wiring diagram n.8 page 647

- | | | | |
|---------------|---------------|---------------|---------------|
| 2200K | 2700K | 3000K | 4000K |
| ○ F021B1LA001 | ○ F021B2LA001 | ○ F021B3LA001 | ○ F021B4LA001 |
| ● F021B1LA006 | ● F021B2LA006 | ● F021B3LA006 | ● F021B4LA006 |
| ● F021B1LA012 | ● F021B2LA012 | ● F021B3LA012 | ● F021B4LA012 |
| ● F021B1LA018 | ● F021B2LA018 | ● F021B3LA018 | ● F021B4LA018 |
| ● F021B1LA030 | ● F021B2LA030 | ● F021B3LA030 | ● F021B4LA030 |
| ● F021B1LA033 | ● F021B2LA033 | ● F021B3LA033 | ● F021B4LA033 |

³Continuous Line I/O H₂O Stop Fast Connect - Schema elettrico n.9 page 647 / Wiring diagram n.9 page 647

- | | | | |
|---------------|---------------|---------------|---------------|
| 2200K | 2700K | 3000K | 4000K |
| ○ F021C1LA001 | ○ F021C2LA001 | ○ F021C3LA001 | ○ F021C4LA001 |
| ● F021C1LA006 | ● F021C2LA006 | ● F021C3LA006 | ● F021C4LA006 |
| ● F021C1LA012 | ● F021C2LA012 | ● F021C3LA012 | ● F021C4LA012 |
| ● F021C1LA018 | ● F021C2LA018 | ● F021C3LA018 | ● F021C4LA018 |
| ● F021C1LA030 | ● F021C2LA030 | ● F021C3LA030 | ● F021C4LA030 |
| ● F021C1LA033 | ● F021C2LA033 | ● F021C3LA033 | ● F021C4LA033 |

Outgraze 50 L 1200 - Non Dimmable



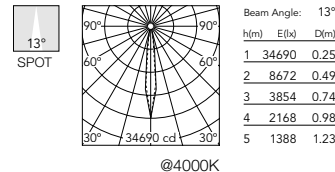
Alimentazione elettrica 220/240V integrata. Staffe di installazione da ordinare separatamente. Vetro trasparente extra chiaro, esclusa versione DIFFUSED con vetro sabbato. A richiesta versione SMART (potenza 18,5W - flusso -30% lm).

Integrated 220/240V power supply. Installation brackets, to be ordered separately. Extra clear transparent glass, excluding the DIFFUSE version with sandblasted glass. SMART version available upon request (power 18,5W - flux -30% lm).

Power Led: 27W - 3338 lm ≠ *FIXT 2739 lm - 2700K/CRI 80 - 220-240V / 27W - 3458 lm ≠ *FIXT 2836 lm - 3000K/CRI 80 - 220-240V / 27W - 3577 lm ≠ *FIXT 2934 lm - 4000K/CRI 80 - 220-240V
 *FIXT lm = Medium Optic

1Standard - Schema elettrico n.7 page 647 / Wiring diagram n.7 page 647

- | | | | |
|---------------|---------------|---------------|---------------|
| 2200K | 2700K | 3000K | 4000K |
| ○ F021A14A001 | ○ F021A24A001 | ○ F021A34A001 | ○ F021A44A001 |
| ● F021A14A006 | ● F021A24A006 | ● F021A34A006 | ● F021A44A006 |
| ● F021A14A012 | ● F021A24A012 | ● F021A34A012 | ● F021A44A012 |
| ● F021A14A018 | ● F021A24A018 | ● F021A34A018 | ● F021A44A018 |
| ● F021A14A030 | ● F021A24A030 | ● F021A34A030 | ● F021A44A030 |
| ● F021A14A033 | ● F021A24A033 | ● F021A34A033 | ● F021A44A033 |



2Quick Install I H₂O Stop Fast Connect - Schema elettrico n.8 page 647 / Wiring diagram n.8 page 647

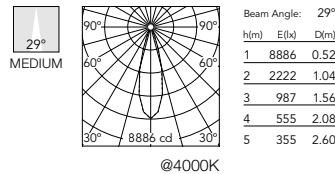
- | | | | |
|---------------|---------------|---------------|---------------|
| 2200K | 2700K | 3000K | 4000K |
| ○ F021B14A001 | ○ F021B24A001 | ○ F021B34A001 | ○ F021B44A001 |
| ● F021B14A006 | ● F021B24A006 | ● F021B34A006 | ● F021B44A006 |
| ● F021B14A012 | ● F021B24A012 | ● F021B34A012 | ● F021B44A012 |
| ● F021B14A018 | ● F021B24A018 | ● F021B34A018 | ● F021B44A018 |
| ● F021B14A030 | ● F021B24A030 | ● F021B34A030 | ● F021B44A030 |
| ● F021B14A033 | ● F021B24A033 | ● F021B34A033 | ● F021B44A033 |

3Continuous Line I/O H₂O Stop Fast Connect - Schema elettrico n.9 page 647 / Wiring diagram n.9 page 647

- | | | | |
|---------------|---------------|---------------|---------------|
| 2200K | 2700K | 3000K | 4000K |
| ○ F021C14A001 | ○ F021C24A001 | ○ F021C34A001 | ○ F021C44A001 |
| ● F021C14A006 | ● F021C24A006 | ● F021C34A006 | ● F021C44A006 |
| ● F021C14A012 | ● F021C24A012 | ● F021C34A012 | ● F021C44A012 |
| ● F021C14A018 | ● F021C24A018 | ● F021C34A018 | ● F021C44A018 |
| ● F021C14A030 | ● F021C24A030 | ● F021C34A030 | ● F021C44A030 |
| ● F021C14A033 | ● F021C24A033 | ● F021C34A033 | ● F021C44A033 |

1Standard - Schema elettrico n.7 page 647 / Wiring diagram n.7 page 647

- | | | | |
|---------------|---------------|---------------|---------------|
| 2200K | 2700K | 3000K | 4000K |
| ○ F021A18A001 | ○ F021A28A001 | ○ F021A38A001 | ○ F021A48A001 |
| ● F021A18A006 | ● F021A28A006 | ● F021A38A006 | ● F021A48A006 |
| ● F021A18A012 | ● F021A28A012 | ● F021A38A012 | ● F021A48A012 |
| ● F021A18A018 | ● F021A28A018 | ● F021A38A018 | ● F021A48A018 |
| ● F021A18A030 | ● F021A28A030 | ● F021A38A030 | ● F021A48A030 |
| ● F021A18A033 | ● F021A28A033 | ● F021A38A033 | ● F021A48A033 |



2Quick Install I H₂O Stop Fast Connect - Schema elettrico n.8 page 647 / Wiring diagram n.8 page 647

- | | | | |
|---------------|---------------|---------------|---------------|
| 2200K | 2700K | 3000K | 4000K |
| ○ F021B18A001 | ○ F021B28A001 | ○ F021B38A001 | ○ F021B48A001 |
| ● F021B18A006 | ● F021B28A006 | ● F021B38A006 | ● F021B48A006 |
| ● F021B18A012 | ● F021B28A012 | ● F021B38A012 | ● F021B48A012 |
| ● F021B18A018 | ● F021B28A018 | ● F021B38A018 | ● F021B48A018 |
| ● F021B18A030 | ● F021B28A030 | ● F021B38A030 | ● F021B48A030 |
| ● F021B18A033 | ● F021B28A033 | ● F021B38A033 | ● F021B48A033 |

3Continuous Line I/O H₂O Stop Fast Connect - Schema elettrico n.9 page 647 / Wiring diagram n.9 page 647

- | | | | |
|---------------|---------------|---------------|---------------|
| 2200K | 2700K | 3000K | 4000K |
| ○ F021C18A001 | ○ F021C28A001 | ○ F021C38A001 | ○ F021C48A001 |
| ● F021C18A006 | ● F021C28A006 | ● F021C38A006 | ● F021C48A006 |
| ● F021C18A012 | ● F021C28A012 | ● F021C38A012 | ● F021C48A012 |
| ● F021C18A018 | ● F021C28A018 | ● F021C38A018 | ● F021C48A018 |
| ● F021C18A030 | ● F021C28A030 | ● F021C38A030 | ● F021C48A030 |
| ● F021C18A033 | ● F021C28A033 | ● F021C38A033 | ● F021C48A033 |

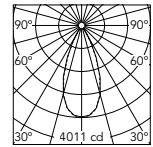
*Standard Version: spezzone di cavo in uscita 1000 mm (accessori per collegamento da ordinare) / 1000 mm length prewired cable (connecting accessory to be separately ordered).

2Quick Install In H₂O Stop Version: connettore H₂O Stop Plug&Play preinstallato per connessione rapida (accessori per collegamento da ordinare) / Prewired H₂O Stop Plug&Play connector for an easy/rapid connection (connecting accessory to be ordered separately).

3Continuous Line In/Out H₂O Stop Version: connettori H₂O Stop Plug&Play preinstallati per connessione in linea (accessori per collegamento da ordinare) / Prewired H₂O Stop Plug&Play connectors for an easy in line connection (connecting accessory to be ordered separately).

¹Standard - Schema elettrico n.7 page 647 / Wiring diagram n.7 page 647

- | | | | |
|---------------|---------------|---------------|---------------|
| 2200K | 2700K | 3000K | 4000K |
| ○ F021A1DA001 | ○ F021A2DA001 | ○ F021A3DA001 | ○ F021A4DA001 |
| ● F021A1DA006 | ● F021A2DA006 | ● F021A3DA006 | ● F021A4DA006 |
| ● F021A1DA012 | ● F021A2DA012 | ● F021A3DA012 | ● F021A4DA012 |
| ● F021A1DA018 | ● F021A2DA018 | ● F021A3DA018 | ● F021A4DA018 |
| ● F021A1DA030 | ● F021A2DA030 | ● F021A3DA030 | ● F021A4DA030 |
| ● F021A1DA033 | ● F021A2DA033 | ● F021A3DA033 | ● F021A4DA033 |



Beam Angle: 44°

h(m)	E(lx)	D(m)
1	4011	0.81
2	1003	1.63
3	446	2.44
4	251	3.26
5	160	4.07

@4000K

²Quick Install I H₂O Stop Fast Connect - Schema elettrico n.8 page 647 / Wiring diagram n.8 page 647

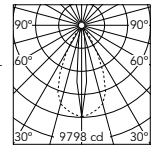
- | | | | |
|---------------|---------------|---------------|---------------|
| 2200K | 2700K | 3000K | 4000K |
| ○ F021B1DA001 | ○ F021B2DA001 | ○ F021B3DA001 | ○ F021B4DA001 |
| ● F021B1DA006 | ● F021B2DA006 | ● F021B3DA006 | ● F021B4DA006 |
| ● F021B1DA012 | ● F021B2DA012 | ● F021B3DA012 | ● F021B4DA012 |
| ● F021B1DA018 | ● F021B2DA018 | ● F021B3DA018 | ● F021B4DA018 |
| ● F021B1DA030 | ● F021B2DA030 | ● F021B3DA030 | ● F021B4DA030 |
| ● F021B1DA033 | ● F021B2DA033 | ● F021B3DA033 | ● F021B4DA033 |

³Continuous Line I/O H₂O Stop Fast Connect - Schema elettrico n.9 page 647 / Wiring diagram n.9 page 647

- | | | | |
|---------------|---------------|---------------|---------------|
| 2200K | 2700K | 3000K | 4000K |
| ○ F021C1DA001 | ○ F021C2DA001 | ○ F021C3DA001 | ○ F021C4DA001 |
| ● F021C1DA006 | ● F021C2DA006 | ● F021C3DA006 | ● F021C4DA006 |
| ● F021C1DA012 | ● F021C2DA012 | ● F021C3DA012 | ● F021C4DA012 |
| ● F021C1DA018 | ● F021C2DA018 | ● F021C3DA018 | ● F021C4DA018 |
| ● F021C1DA030 | ● F021C2DA030 | ● F021C3DA030 | ● F021C4DA030 |
| ● F021C1DA033 | ● F021C2DA033 | ● F021C3DA033 | ● F021C4DA033 |

¹Standard - Schema elettrico n.7 page 647 / Wiring diagram n.7 page 647

- | | | | |
|---------------|---------------|---------------|---------------|
| 2200K | 2700K | 3000K | 4000K |
| ○ F021A1HA001 | ○ F021A2HA001 | ○ F021A3HA001 | ○ F021A4HA001 |
| ● F021A1HA006 | ● F021A2HA006 | ● F021A3HA006 | ● F021A4HA006 |
| ● F021A1HA012 | ● F021A2HA012 | ● F021A3HA012 | ● F021A4HA012 |
| ● F021A1HA018 | ● F021A2HA018 | ● F021A3HA018 | ● F021A4HA018 |
| ● F021A1HA030 | ● F021A2HA030 | ● F021A3HA030 | ● F021A4HA030 |
| ● F021A1HA033 | ● F021A2HA033 | ● F021A3HA033 | ● F021A4HA033 |



Beam Angle: 53°

h(m)	E(lx)	D(m)
1	9798	0.22
2	2450	0.44
3	1089	0.66
4	612	0.88
5	392	1.10

@4000K

²Quick Install I H₂O Stop Fast Connect - Schema elettrico n.8 page 647 / Wiring diagram n.8 page 647

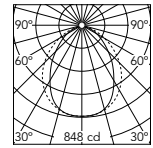
- | | | | |
|---------------|---------------|---------------|---------------|
| 2200K | 2700K | 3000K | 4000K |
| ○ F021B1HA001 | ○ F021B2HA001 | ○ F021B3HA001 | ○ F021B4HA001 |
| ● F021B1HA006 | ● F021B2HA006 | ● F021B3HA006 | ● F021B4HA006 |
| ● F021B1HA012 | ● F021B2HA012 | ● F021B3HA012 | ● F021B4HA012 |
| ● F021B1HA018 | ● F021B2HA018 | ● F021B3HA018 | ● F021B4HA018 |
| ● F021B1HA030 | ● F021B2HA030 | ● F021B3HA030 | ● F021B4HA030 |
| ● F021B1HA033 | ● F021B2HA033 | ● F021B3HA033 | ● F021B4HA033 |

³Continuous Line I/O H₂O Stop Fast Connect - Schema elettrico n.9 page 647 / Wiring diagram n.9 page 647

- | | | | |
|---------------|---------------|---------------|---------------|
| 2200K | 2700K | 3000K | 4000K |
| ○ F021C1HA001 | ○ F021C2HA001 | ○ F021C3HA001 | ○ F021C4HA001 |
| ● F021C1HA006 | ● F021C2HA006 | ● F021C3HA006 | ● F021C4HA006 |
| ● F021C1HA012 | ● F021C2HA012 | ● F021C3HA012 | ● F021C4HA012 |
| ● F021C1HA018 | ● F021C2HA018 | ● F021C3HA018 | ● F021C4HA018 |
| ● F021C1HA030 | ● F021C2HA030 | ● F021C3HA030 | ● F021C4HA030 |
| ● F021C1HA033 | ● F021C2HA033 | ● F021C3HA033 | ● F021C4HA033 |

¹Standard - Schema elettrico n.7 page 647 / Wiring diagram n.7 page 647

- | | | | |
|---------------|---------------|---------------|---------------|
| 2200K | 2700K | 3000K | 4000K |
| ○ F021A1MA001 | ○ F021A2MA001 | ○ F021A3MA001 | ○ F021A4MA001 |
| ● F021A1MA006 | ● F021A2MA006 | ● F021A3MA006 | ● F021A4MA006 |
| ● F021A1MA012 | ● F021A2MA012 | ● F021A3MA012 | ● F021A4MA012 |
| ● F021A1MA018 | ● F021A2MA018 | ● F021A3MA018 | ● F021A4MA018 |
| ● F021A1MA030 | ● F021A2MA030 | ● F021A3MA030 | ● F021A4MA030 |
| ● F021A1MA033 | ● F021A2MA033 | ● F021A3MA033 | ● F021A4MA033 |



Beam Angle: 90°

h(m)	E(lx)	D(m)
1	848	1.74
2	212	3.49
3	94	5.23
4	53	6.98
5	34	8.72

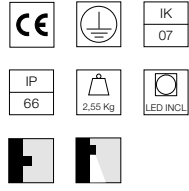
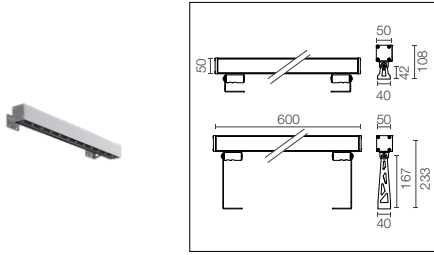
@4000K

²Quick Install I H₂O Stop Fast Connect - Schema elettrico n.8 page 647 / Wiring diagram n.8 page 647

- | | | | |
|---------------|---------------|---------------|---------------|
| 2200K | 2700K | 3000K | 4000K |
| ○ F021B1MA001 | ○ F021B2MA001 | ○ F021B3MA001 | ○ F021B4MA001 |
| ● F021B1MA006 | ● F021B2MA006 | ● F021B3MA006 | ● F021B4MA006 |
| ● F021B1MA012 | ● F021B2MA012 | ● F021B3MA012 | ● F021B4MA012 |
| ● F021B1MA018 | ● F021B2MA018 | ● F021B3MA018 | ● F021B4MA018 |
| ● F021B1MA030 | ● F021B2MA030 | ● F021B3MA030 | ● F021B4MA030 |
| ● F021B1MA033 | ● F021B2MA033 | ● F021B3MA033 | ● F021B4MA033 |

³Continuous Line I/O H₂O Stop Fast Connect - Schema elettrico n.9 page 647 / Wiring diagram n.9 page 647

- | | | | |
|---------------|---------------|---------------|---------------|
| 2200K | 2700K | 3000K | 4000K |
| ○ F021C1MA001 | ○ F021C2MA001 | ○ F021C3MA001 | ○ F021C4MA001 |
| ● F021C1MA006 | ● F021C2MA006 | ● F021C3MA006 | ● F021C4MA006 |
| ● F021C1MA012 | ● F021C2MA012 | ● F021C3MA012 | ● F021C4MA012 |
| ● F021C1MA018 | ● F021C2MA018 | ● F021C3MA018 | ● F021C4MA018 |
| ● F021C1MA030 | ● F021C2MA030 | ● F021C3MA030 | ● F021C4MA030 |
| ● F021C1MA033 | ● F021C2MA033 | ● F021C3MA033 | ● F021C4MA033 |



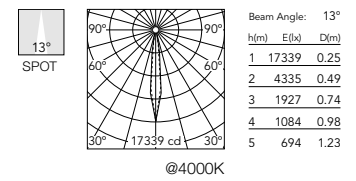
Alimentazione elettrica 120/240V integrata. Staffe di installazione da ordinare separatamente. Vetro trasparente extra chiaro, esclusa versione DIFFUSED con vetro sabbato. A richiesta versione SMART dimmerabile DALI (potenza 7W - flusso -50% lm). A richiesta versione dimmerabile 1-10V.

Integrated 120/240V power supply. Installation brackets, to be ordered separately. Extra clear transparent glass, excluding the DIFFUSE version with sandblasted glass. SMART dimmable DALI version available upon request (power 7W - flux -50% lm). 1-10V dimmable version upon request.

Power Led: 14,5W - 1669 lm ≠ *FIXT 1369 lm - 2700K/CRI 80 - 120-240V / 14,5W - 1729 lm ≠ *FIXT 1418 lm - 3000K/CRI 80 - 120-240V / 14,5W - 1788 lm ≠ *FIXT 1467 lm - 4000K/CRI 80 -120-240V
 *FIXT lm = Medium Optic

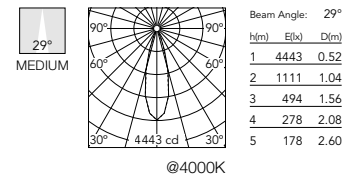
2Quick Install I H₂O Stop Fast Connect - Schema elettrico n.10 page 648 / Wiring diagram n.10 page 648

- | | | | |
|---------------|---------------|---------------|---------------|
| 2200K | 2700K | 3000K | 4000K |
| ○ F021B12D001 | ○ F021B22D001 | ○ F021B32D001 | ○ F021B42D001 |
| ● F021B12D006 | ● F021B22D006 | ● F021B32D006 | ● F021B42D006 |
| ● F021B12D012 | ● F021B22D012 | ● F021B32D012 | ● F021B42D012 |
| ● F021B12D018 | ● F021B22D018 | ● F021B32D018 | ● F021B42D018 |
| ● F021B12D030 | ● F021B22D030 | ● F021B32D030 | ● F021B42D030 |
| ● F021B12D033 | ● F021B22D033 | ● F021B32D033 | ● F021B42D033 |



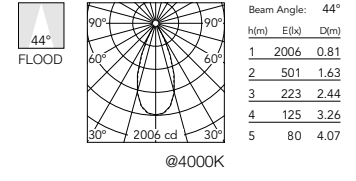
3Continuous Line I/O H₂O Stop Fast Connect - Schema elettrico n.11 page 648 / Wiring diagram n.11 page 648

- | | | | |
|---------------|---------------|---------------|---------------|
| 2200K | 2700K | 3000K | 4000K |
| ○ F021C12D001 | ○ F021C22D001 | ○ F021C32D001 | ○ F021C42D001 |
| ● F021C12D006 | ● F021C22D006 | ● F021C32D006 | ● F021C42D006 |
| ● F021C12D012 | ● F021C22D012 | ● F021C32D012 | ● F021C42D012 |
| ● F021C12D018 | ● F021C22D018 | ● F021C32D018 | ● F021C42D018 |
| ● F021C12D030 | ● F021C22D030 | ● F021C32D030 | ● F021C42D030 |
| ● F021C12D033 | ● F021C22D033 | ● F021C32D033 | ● F021C42D033 |



2Quick Install I H₂O Stop Fast Connect - Schema elettrico n.10 page 648 / Wiring diagram n.10 page 648

- | | | | |
|---------------|---------------|---------------|---------------|
| 2200K | 2700K | 3000K | 4000K |
| ○ F021B16D001 | ○ F021B26D001 | ○ F021B36D001 | ○ F021B46D001 |
| ● F021B16D006 | ● F021B26D006 | ● F021B36D006 | ● F021B46D006 |
| ● F021B16D012 | ● F021B26D012 | ● F021B36D012 | ● F021B46D012 |
| ● F021B16D018 | ● F021B26D018 | ● F021B36D018 | ● F021B46D018 |
| ● F021B16D030 | ● F021B26D030 | ● F021B36D030 | ● F021B46D030 |
| ● F021B16D033 | ● F021B26D033 | ● F021B36D033 | ● F021B46D033 |



3Continuous Line I/O H₂O Stop Fast Connect - Schema elettrico n.11 page 648 / Wiring diagram n.11 page 648

- | | | | |
|---------------|---------------|---------------|---------------|
| 2200K | 2700K | 3000K | 4000K |
| ○ F021C16D001 | ○ F021C26D001 | ○ F021C36D001 | ○ F021C46D001 |
| ● F021C16D006 | ● F021C26D006 | ● F021C36D006 | ● F021C46D006 |
| ● F021C16D012 | ● F021C26D012 | ● F021C36D012 | ● F021C46D012 |
| ● F021C16D018 | ● F021C26D018 | ● F021C36D018 | ● F021C46D018 |
| ● F021C16D030 | ● F021C26D030 | ● F021C36D030 | ● F021C46D030 |
| ● F021C16D033 | ● F021C26D033 | ● F021C36D033 | ● F021C46D033 |

2Quick Install I H₂O Stop Fast Connect - Schema elettrico n.10 page 648 / Wiring diagram n.10 page 648

- | | | | |
|---------------|---------------|---------------|---------------|
| 2200K | 2700K | 3000K | 4000K |
| ○ F021B1BD001 | ○ F021B2BD001 | ○ F021B3BD001 | ○ F021B4BD001 |
| ● F021B1BD006 | ● F021B2BD006 | ● F021B3BD006 | ● F021B4BD006 |
| ● F021B1BD012 | ● F021B2BD012 | ● F021B3BD012 | ● F021B4BD012 |
| ● F021B1BD018 | ● F021B2BD018 | ● F021B3BD018 | ● F021B4BD018 |
| ● F021B1BD030 | ● F021B2BD030 | ● F021B3BD030 | ● F021B4BD030 |
| ● F021B1BD033 | ● F021B2BD033 | ● F021B3BD033 | ● F021B4BD033 |

3Continuous Line I/O H₂O Stop Fast Connect - Schema elettrico n.11 page 648 / Wiring diagram n.11 page 648

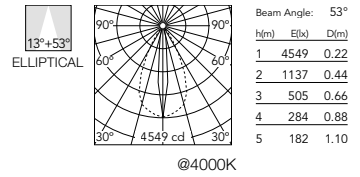
- | | | | |
|---------------|---------------|---------------|---------------|
| 2200K | 2700K | 3000K | 4000K |
| ○ F021C1BD001 | ○ F021C2BD001 | ○ F021C3BD001 | ○ F021C4BD001 |
| ● F021C1BD006 | ● F021C2BD006 | ● F021C3BD006 | ● F021C4BD006 |
| ● F021C1BD012 | ● F021C2BD012 | ● F021C3BD012 | ● F021C4BD012 |
| ● F021C1BD018 | ● F021C2BD018 | ● F021C3BD018 | ● F021C4BD018 |
| ● F021C1BD030 | ● F021C2BD030 | ● F021C3BD030 | ● F021C4BD030 |
| ● F021C1BD033 | ● F021C2BD033 | ● F021C3BD033 | ● F021C4BD033 |

²Quick Install In H₂O Stop Version: connettore H₂O Stop Plug&Play preinstallato per connessione rapida (accessori per collegamento da ordinare) / Prewired H₂O Stop Plug&Play connector for an easy/rapid connection (connecting accessory to be ordered separately).

³Continuous Line In/Out H₂O Stop Version: connettori H₂O Stop Plug&Play preinstallati per connessione in linea (accessori per collegamento da ordinare) / Prewired H₂O Stop Plug&Play connectors for an easy in line connection (connecting accessory to be ordered separately).

Quick Install I H₂O Stop Fast Connect - Schema elettrico n.10 page 648 / Wiring diagram n.10 page 648

- | | | | |
|---------------|---------------|---------------|---------------|
| 2200K | 2700K | 3000K | 4000K |
| ○ F021B1FD001 | ○ F021B2FD001 | ○ F021B3FD001 | ○ F021B4FD001 |
| ● F021B1FD006 | ● F021B2FD006 | ● F021B3FD006 | ● F021B4FD006 |
| ● F021B1FD012 | ● F021B2FD012 | ● F021B3FD012 | ● F021B4FD012 |
| ● F021B1FD018 | ● F021B2FD018 | ● F021B3FD018 | ● F021B4FD018 |
| ● F021B1FD030 | ● F021B2FD030 | ● F021B3FD030 | ● F021B4FD030 |
| ● F021B1FD033 | ● F021B2FD033 | ● F021B3FD033 | ● F021B4FD033 |

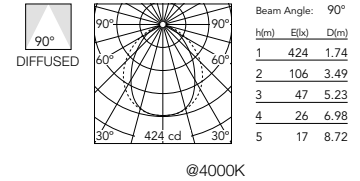


Continuous Line I/O H₂O Stop Fast Connect - Schema elettrico n.11 page 648 / Wiring diagram n.11 page 648

- | | | | |
|---------------|---------------|---------------|---------------|
| 2200K | 2700K | 3000K | 4000K |
| ○ F021C1FD001 | ○ F021C2FD001 | ○ F021C3FD001 | ○ F021C4FD001 |
| ● F021C1FD006 | ● F021C2FD006 | ● F021C3FD006 | ● F021C4FD006 |
| ● F021C1FD012 | ● F021C2FD012 | ● F021C3FD012 | ● F021C4FD012 |
| ● F021C1FD018 | ● F021C2FD018 | ● F021C3FD018 | ● F021C4FD018 |
| ● F021C1FD030 | ● F021C2FD030 | ● F021C3FD030 | ● F021C4FD030 |
| ● F021C1FD033 | ● F021C2FD033 | ● F021C3FD033 | ● F021C4FD033 |

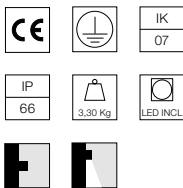
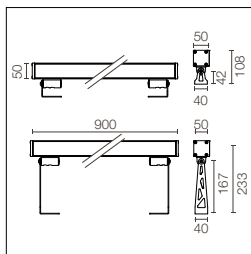
Quick Install I H₂O Stop Fast Connect - Schema elettrico n.10 page 648 / Wiring diagram n.10 page 648

- | | | | |
|---------------|---------------|---------------|---------------|
| 2200K | 2700K | 3000K | 4000K |
| ○ F021B1KD001 | ○ F021B2KD001 | ○ F021B3KD001 | ○ F021B4KD001 |
| ● F021B1KD006 | ● F021B2KD006 | ● F021B3KD006 | ● F021B4KD006 |
| ● F021B1KD012 | ● F021B2KD012 | ● F021B3KD012 | ● F021B4KD012 |
| ● F021B1KD018 | ● F021B2KD018 | ● F021B3KD018 | ● F021B4KD018 |
| ● F021B1KD030 | ● F021B2KD030 | ● F021B3KD030 | ● F021B4KD030 |
| ● F021B1KD033 | ● F021B2KD033 | ● F021B3KD033 | ● F021B4KD033 |



Continuous Line I/O H₂O Stop Fast Connect - Schema elettrico n.11 page 648 / Wiring diagram n.11 page 648

- | | | | |
|---------------|---------------|---------------|---------------|
| 2200K | 2700K | 3000K | 4000K |
| ○ F021C1KD001 | ○ F021C2KD001 | ○ F021C3KD001 | ○ F021C4KD001 |
| ● F021C1KD006 | ● F021C2KD006 | ● F021C3KD006 | ● F021C4KD006 |
| ● F021C1KD012 | ● F021C2KD012 | ● F021C3KD012 | ● F021C4KD012 |
| ● F021C1KD018 | ● F021C2KD018 | ● F021C3KD018 | ● F021C4KD018 |
| ● F021C1KD030 | ● F021C2KD030 | ● F021C3KD030 | ● F021C4KD030 |
| ● F021C1KD033 | ● F021C2KD033 | ● F021C3KD033 | ● F021C4KD033 |



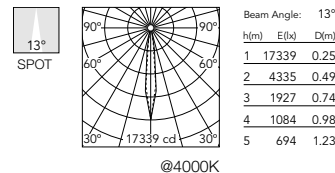
Alimentazione elettrica 120/240V integrata. Staffe di installazione da ordinare separatamente. Vetro trasparente extra chiaro, esclusa versione DIFFUSED con vetro sabbatiato. A richiesta versione SMART dimmerabile DALI (potenza 11W - flusso -50% lm). A richiesta versione dimmerabile 1-10V.

Integrated 120/240V power supply. Installation brackets, to be ordered separately. Extra clear transparent glass, excluding the DIFFUSE version with sandblasted glass. SMART dimmable DALI version available upon request (power 11W - flux -50% lm). 1-10V dimmable version upon request.

Power Led: 20W - 2504 lm ≠ *FIXT 2054 lm - 2700K/CRI 80 - 120-240V / 20W - 2593 lm ≠ *FIXT 2127 lm - 3000K/CRI 80 - 120-240V / 20W - 2683 lm ≠ *FIXT 2201 lm - 4000K/CRI 80 -120-240V / *FIXT lm = Medium Optic

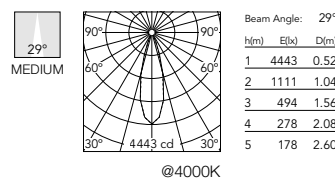
2Quick Install I H₂O Stop Fast Connect - Schema elettrico n.10 page 648 / Wiring diagram n.10 page 648

- | | | | |
|---------------|---------------|---------------|---------------|
| 2200K | 2700K | 3000K | 4000K |
| ○ F021B13D001 | ○ F021B23D001 | ○ F021B33D001 | ○ F021B43D001 |
| ● F021B13D006 | ● F021B23D006 | ● F021B33D006 | ● F021B43D006 |
| ● F021B13D012 | ● F021B23D012 | ● F021B33D012 | ● F021B43D012 |
| ● F021B13D018 | ● F021B23D018 | ● F021B33D018 | ● F021B43D018 |
| ● F021B13D030 | ● F021B23D030 | ● F021B33D030 | ● F021B43D030 |
| ● F021B13D033 | ● F021B23D033 | ● F021B33D033 | ● F021B43D033 |



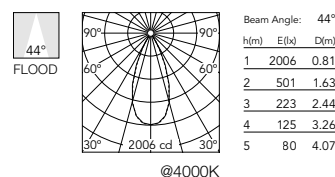
3Continuous Line I/O H₂O Stop Fast Connect - Schema elettrico n.11 page 648 / Wiring diagram n.11 page 648

- | | | | |
|---------------|---------------|---------------|---------------|
| 2200K | 2700K | 3000K | 4000K |
| ○ F021C13D001 | ○ F021C23D001 | ○ F021C33D001 | ○ F021C43D001 |
| ● F021C13D006 | ● F021C23D006 | ● F021C33D006 | ● F021C43D006 |
| ● F021C13D012 | ● F021C23D012 | ● F021C33D012 | ● F021C43D012 |
| ● F021C13D018 | ● F021C23D018 | ● F021C33D018 | ● F021C43D018 |
| ● F021C13D030 | ● F021C23D030 | ● F021C33D030 | ● F021C43D030 |
| ● F021C13D033 | ● F021C23D033 | ● F021C33D033 | ● F021C43D033 |



2Quick Install I H₂O Stop Fast Connect - Schema elettrico n.10 page 648 / Wiring diagram n.10 page 648

- | | | | |
|---------------|---------------|---------------|---------------|
| 2200K | 2700K | 3000K | 4000K |
| ○ F021B17D001 | ○ F021B27D001 | ○ F021B37D001 | ○ F021B47D001 |
| ● F021B17D006 | ● F021B27D006 | ● F021B37D006 | ● F021B47D006 |
| ● F021B17D012 | ● F021B27D012 | ● F021B37D012 | ● F021B47D012 |
| ● F021B17D018 | ● F021B27D018 | ● F021B37D018 | ● F021B47D018 |
| ● F021B17D030 | ● F021B27D030 | ● F021B37D030 | ● F021B47D030 |
| ● F021B17D033 | ● F021B27D033 | ● F021B37D033 | ● F021B47D033 |



3Continuous Line I/O H₂O Stop Fast Connect - Schema elettrico n.11 page 648 / Wiring diagram n.11 page 648

- | | | | |
|---------------|---------------|---------------|---------------|
| 2200K | 2700K | 3000K | 4000K |
| ○ F021C17D001 | ○ F021C27D001 | ○ F021C37D001 | ○ F021C47D001 |
| ● F021C17D006 | ● F021C27D006 | ● F021C37D006 | ● F021C47D006 |
| ● F021C17D012 | ● F021C27D012 | ● F021C37D012 | ● F021C47D012 |
| ● F021C17D018 | ● F021C27D018 | ● F021C37D018 | ● F021C47D018 |
| ● F021C17D030 | ● F021C27D030 | ● F021C37D030 | ● F021C47D030 |
| ● F021C17D033 | ● F021C27D033 | ● F021C37D033 | ● F021C47D033 |

2Quick Install I H₂O Stop Fast Connect - Schema elettrico n.10 page 648 / Wiring diagram n.10 page 648

- | | | | |
|---------------|---------------|---------------|---------------|
| 2200K | 2700K | 3000K | 4000K |
| ○ F021B1CD001 | ○ F021B2CD001 | ○ F021B3CD001 | ○ F021B4CD001 |
| ● F021B1CD006 | ● F021B2CD006 | ● F021B3CD006 | ● F021B4CD006 |
| ● F021B1CD012 | ● F021B2CD012 | ● F021B3CD012 | ● F021B4CD012 |
| ● F021B1CD018 | ● F021B2CD018 | ● F021B3CD018 | ● F021B4CD018 |
| ● F021B1CD030 | ● F021B2CD030 | ● F021B3CD030 | ● F021B4CD030 |
| ● F021B1CD033 | ● F021B2CD033 | ● F021B3CD033 | ● F021B4CD033 |

3Continuous Line I/O H₂O Stop Fast Connect - Schema elettrico n.11 page 648 / Wiring diagram n.11 page 648

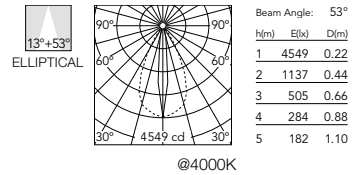
- | | | | |
|---------------|---------------|---------------|---------------|
| 2200K | 2700K | 3000K | 4000K |
| ○ F021C1CD001 | ○ F021C2CD001 | ○ F021C3CD001 | ○ F021C4CD001 |
| ● F021C1CD006 | ● F021C2CD006 | ● F021C3CD006 | ● F021C4CD006 |
| ● F021C1CD012 | ● F021C2CD012 | ● F021C3CD012 | ● F021C4CD012 |
| ● F021C1CD018 | ● F021C2CD018 | ● F021C3CD018 | ● F021C4CD018 |
| ● F021C1CD030 | ● F021C2CD030 | ● F021C3CD030 | ● F021C4CD030 |
| ● F021C1CD033 | ● F021C2CD033 | ● F021C3CD033 | ● F021C4CD033 |

²Quick Install In H₂O Stop Version: connettore H₂O Stop Plug&Play preinstallato per connessione rapida (accessori per collegamento da ordinare) / Prewired H₂O Stop Plug&Play connector for an easy/rapid connection (connecting accessory to be ordered separately).

³Continuous Line In/Out H₂O Stop Version: connettori H₂O Stop Plug&Play preinstallati per connessione in linea (accessori per collegamento da ordinare) / Prewired H₂O Stop Plug&Play connectors for an easy in line connection (connecting accessory to be ordered separately).

Quick Install I H₂O Stop Fast Connect - Schema elettrico n.10 page 648 / Wiring diagram n.10 page 648

- | | | | |
|---------------|---------------|---------------|---------------|
| 2200K | 2700K | 3000K | 4000K |
| ○ F021B1GD001 | ○ F021B2GD001 | ○ F021B3GD001 | ○ F021B4GD001 |
| ● F021B1GD006 | ● F021B2GD006 | ● F021B3GD006 | ● F021B4GD006 |
| ● F021B1GD012 | ● F021B2GD012 | ● F021B3GD012 | ● F021B4GD012 |
| ● F021B1GD018 | ● F021B2GD018 | ● F021B3GD018 | ● F021B4GD018 |
| ● F021B1GD030 | ● F021B2GD030 | ● F021B3GD030 | ● F021B4GD030 |
| ● F021B1GD033 | ● F021B2GD033 | ● F021B3GD033 | ● F021B4GD033 |

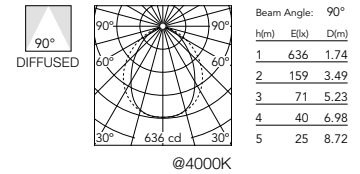


Continuous Line I/O H₂O Stop Fast Connect - Schema elettrico n.11 page 648 / Wiring diagram n.11 page 648

- | | | | |
|---------------|---------------|---------------|---------------|
| 2200K | 2700K | 3000K | 4000K |
| ○ F021C1GD001 | ○ F021C2GD001 | ○ F021C3GD001 | ○ F021C4GD001 |
| ● F021C1GD006 | ● F021C2GD006 | ● F021C3GD006 | ● F021C4GD006 |
| ● F021C1GD012 | ● F021C2GD012 | ● F021C3GD012 | ● F021C4GD012 |
| ● F021C1GD018 | ● F021C2GD018 | ● F021C3GD018 | ● F021C4GD018 |
| ● F021C1GD030 | ● F021C2GD030 | ● F021C3GD030 | ● F021C4GD030 |
| ● F021C1GD033 | ● F021C2GD033 | ● F021C3GD033 | ● F021C4GD033 |

Quick Install I H₂O Stop Fast Connect - Schema elettrico n.10 page 648 / Wiring diagram n.10 page 648

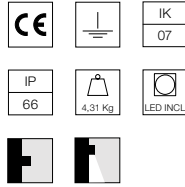
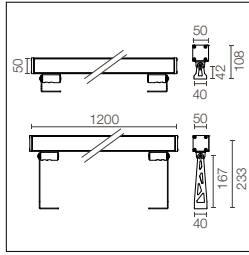
- | | | | |
|---------------|---------------|---------------|---------------|
| 2200K | 2700K | 3000K | 4000K |
| ○ F021B1LD001 | ○ F021B2LD001 | ○ F021B3LD001 | ○ F021B4LD001 |
| ● F021B1LD006 | ● F021B2LD006 | ● F021B3LD006 | ● F021B4LD006 |
| ● F021B1LD012 | ● F021B2LD012 | ● F021B3LD012 | ● F021B4LD012 |
| ● F021B1LD018 | ● F021B2LD018 | ● F021B3LD018 | ● F021B4LD018 |
| ● F021B1LD030 | ● F021B2LD030 | ● F021B3LD030 | ● F021B4LD030 |
| ● F021B1LD033 | ● F021B2LD033 | ● F021B3LD033 | ● F021B4LD033 |



Continuous Line I/O H₂O Stop Fast Connect - Schema elettrico n.11 page 648 / Wiring diagram n.11 page 648

- | | | | |
|---------------|---------------|---------------|---------------|
| 2200K | 2700K | 3000K | 4000K |
| ○ F021C1LD001 | ○ F021C2LD001 | ○ F021C3LD001 | ○ F021C4LD001 |
| ● F021C1LD006 | ● F021C2LD006 | ● F021C3LD006 | ● F021C4LD006 |
| ● F021C1LD012 | ● F021C2LD012 | ● F021C3LD012 | ● F021C4LD012 |
| ● F021C1LD018 | ● F021C2LD018 | ● F021C3LD018 | ● F021C4LD018 |
| ● F021C1LD030 | ● F021C2LD030 | ● F021C3LD030 | ● F021C4LD030 |
| ● F021C1LD033 | ● F021C2LD033 | ● F021C3LD033 | ● F021C4LD033 |

Outgraze 50 L 1200 - Dimmable DALI



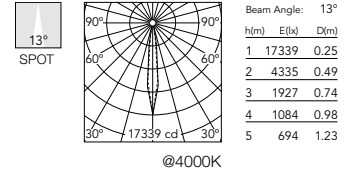
Alimentazione elettrica 120/240V integrata. Staffe di installazione da ordinare separatamente. Vetro trasparente extra chiaro, esclusa versione DIFFUSED con vetro sabbatiato. A richiesta versione SMART dimmerabile DALI (potenza 14W - flusso -50% lm). A richiesta versione dimmerabile 1-10V.

Integrated 120/240V power supply. Installation brackets, to be ordered separately. Extra clear transparent glass, excluding the DIFFUSE version with sandblasted glass. SMART dimmable DALI version available upon request (power 14W - flux -50% lm). 1-10V dimmable version upon request.

Power Led: 27W - 3338 lm ≠ *FIXT 2739 lm - 2700K/CRI 80 - 120-240V / 27W - 3458 lm ≠ *FIXT 2836 lm - 3000K/CRI 80 - 120-240 / 27W - 3577 lm ≠ *FIXT 2934 lm - 4000K/CRI 80 -120-240V
 *FIXT lm = Medium Optic

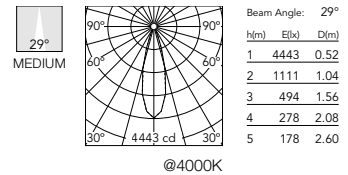
2Quick Install I H₂O Stop Fast Connect - Schema elettrico n.10 page 648 / Wiring diagram n.10 page 648

- | | | | |
|---------------|---------------|---------------|---------------|
| 2200K | 2700K | 3000K | 4000K |
| ○ F021B14D001 | ○ F021B24D001 | ○ F021B34D001 | ○ F021B44D001 |
| ● F021B14D006 | ● F021B24D006 | ● F021B34D006 | ● F021B44D006 |
| ● F021B14D012 | ● F021B24D012 | ● F021B34D012 | ● F021B44D012 |
| ● F021B14D018 | ● F021B24D018 | ● F021B34D018 | ● F021B44D018 |
| ● F021B14D030 | ● F021B24D030 | ● F021B34D030 | ● F021B44D030 |
| ● F021B14D033 | ● F021B24D033 | ● F021B34D033 | ● F021B44D033 |



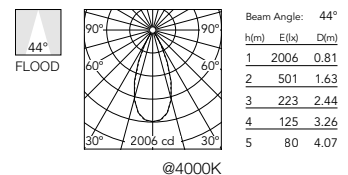
3Continuous Line I/O H₂O Stop Fast Connect - Schema elettrico n.11 page 648 / Wiring diagram n.11 page 648

- | | | | |
|---------------|---------------|---------------|---------------|
| 2200K | 2700K | 3000K | 4000K |
| ○ F021C14D001 | ○ F021C24D001 | ○ F021C34D001 | ○ F021C44D001 |
| ● F021C14D006 | ● F021C24D006 | ● F021C34D006 | ● F021C44D006 |
| ● F021C14D012 | ● F021C24D012 | ● F021C34D012 | ● F021C44D012 |
| ● F021C14D018 | ● F021C24D018 | ● F021C34D018 | ● F021C44D018 |
| ● F021C14D030 | ● F021C24D030 | ● F021C34D030 | ● F021C44D030 |
| ● F021C14D033 | ● F021C24D033 | ● F021C34D033 | ● F021C44D033 |



2Quick Install I H₂O Stop Fast Connect - Schema elettrico n.10 page 648 / Wiring diagram n.10 page 648

- | | | | |
|---------------|---------------|---------------|---------------|
| 2200K | 2700K | 3000K | 4000K |
| ○ F021B18D001 | ○ F021B28D001 | ○ F021B38D001 | ○ F021B48D001 |
| ● F021B18D006 | ● F021B28D006 | ● F021B38D006 | ● F021B48D006 |
| ● F021B18D012 | ● F021B28D012 | ● F021B38D012 | ● F021B48D012 |
| ● F021B18D018 | ● F021B28D018 | ● F021B38D018 | ● F021B48D018 |
| ● F021B18D030 | ● F021B28D030 | ● F021B38D030 | ● F021B48D030 |
| ● F021B18D033 | ● F021B28D033 | ● F021B38D033 | ● F021B48D033 |



3Continuous Line I/O H₂O Stop Fast Connect - Schema elettrico n.11 page 648 / Wiring diagram n.11 page 648

- | | | | |
|---------------|---------------|---------------|---------------|
| 2200K | 2700K | 3000K | 4000K |
| ○ F021C18D001 | ○ F021C28D001 | ○ F021C38D001 | ○ F021C48D001 |
| ● F021C18D006 | ● F021C28D006 | ● F021C38D006 | ● F021C48D006 |
| ● F021C18D012 | ● F021C28D012 | ● F021C38D012 | ● F021C48D012 |
| ● F021C18D018 | ● F021C28D018 | ● F021C38D018 | ● F021C48D018 |
| ● F021C18D030 | ● F021C28D030 | ● F021C38D030 | ● F021C48D030 |
| ● F021C18D033 | ● F021C28D033 | ● F021C38D033 | ● F021C48D033 |

2Quick Install I H₂O Stop Fast Connect - Schema elettrico n.10 page 648 / Wiring diagram n.10 page 648

- | | | | |
|---------------|---------------|---------------|---------------|
| 2200K | 2700K | 3000K | 4000K |
| ○ F021B1DD001 | ○ F021B2DD001 | ○ F021B3DD001 | ○ F021B4DD001 |
| ● F021B1DD006 | ● F021B2DD006 | ● F021B3DD006 | ● F021B4DD006 |
| ● F021B1DD012 | ● F021B2DD012 | ● F021B3DD012 | ● F021B4DD012 |
| ● F021B1DD018 | ● F021B2DD018 | ● F021B3DD018 | ● F021B4DD018 |
| ● F021B1DD030 | ● F021B2DD030 | ● F021B3DD030 | ● F021B4DD030 |
| ● F021B1DD033 | ● F021B2DD033 | ● F021B3DD033 | ● F021B4DD033 |

3Continuous Line I/O H₂O Stop Fast Connect - Schema elettrico n.11 page 648 / Wiring diagram n.11 page 648

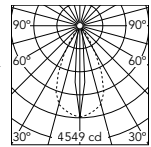
- | | | | |
|---------------|---------------|---------------|---------------|
| 2200K | 2700K | 3000K | 4000K |
| ○ F021C1DD001 | ○ F021C2DD001 | ○ F021C3DD001 | ○ F021C4DD001 |
| ● F021C1DD006 | ● F021C2DD006 | ● F021C3DD006 | ● F021C4DD006 |
| ● F021C1DD012 | ● F021C2DD012 | ● F021C3DD012 | ● F021C4DD012 |
| ● F021C1DD018 | ● F021C2DD018 | ● F021C3DD018 | ● F021C4DD018 |
| ● F021C1DD030 | ● F021C2DD030 | ● F021C3DD030 | ● F021C4DD030 |
| ● F021C1DD033 | ● F021C2DD033 | ● F021C3DD033 | ● F021C4DD033 |

²Quick Install In H₂O Stop Version: connettore H₂O Stop Plug&Play preinstallato per connessione rapida (accessori per collegamento da ordinare) / Prewired H₂O Stop Plug&Play connector for an easy/rapid connection (connecting accessory to be ordered separately).

³Continuous Line In/Out H₂O Stop Version: connettori H₂O Stop Plug&Play preinstallati per connessione in linea (accessori per collegamento da ordinare) / Prewired H₂O Stop Plug&Play connectors for an easy in line connection (connecting accessory to be ordered separately).

Quick Install I H₂O Stop Fast Connect - Schema elettrico n.10 page 648 / Wiring diagram n.10 page 648

- | | | | |
|---------------|---------------|---------------|---------------|
| 2200K | 2700K | 3000K | 4000K |
| ○ F021B1HD001 | ○ F021B2HD001 | ○ F021B3HD001 | ○ F021B4HD001 |
| ● F021B1HD006 | ● F021B2HD006 | ● F021B3HD006 | ● F021B4HD006 |
| ● F021B1HD012 | ● F021B2HD012 | ● F021B3HD012 | ● F021B4HD012 |
| ● F021B1HD018 | ● F021B2HD018 | ● F021B3HD018 | ● F021B4HD018 |
| ● F021B1HD030 | ● F021B2HD030 | ● F021B3HD030 | ● F021B4HD030 |
| ● F021B1HD033 | ● F021B2HD033 | ● F021B3HD033 | ● F021B4HD033 |



Beam Angle: 53°

h(m)	E(l)	D(m)
1	4549	0.22
2	1137	0.44
3	505	0.66
4	284	0.88
5	182	1.10

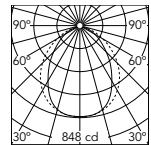
@4000K

Continuous Line I/O H₂O Stop Fast Connect - Schema elettrico n.11 page 648 / Wiring diagram n.11 page 648

- | | | | |
|---------------|---------------|---------------|---------------|
| 2200K | 2700K | 3000K | 4000K |
| ○ F021C1HD001 | ○ F021C2HD001 | ○ F021C3HD001 | ○ F021C4HD001 |
| ● F021C1HD006 | ● F021C2HD006 | ● F021C3HD006 | ● F021C4HD006 |
| ● F021C1HD012 | ● F021C2HD012 | ● F021C3HD012 | ● F021C4HD012 |
| ● F021C1HD018 | ● F021C2HD018 | ● F021C3HD018 | ● F021C4HD018 |
| ● F021C1HD030 | ● F021C2HD030 | ● F021C3HD030 | ● F021C4HD030 |
| ● F021C1HD033 | ● F021C2HD033 | ● F021C3HD033 | ● F021C4HD033 |

Quick Install I H₂O Stop Fast Connect - Schema elettrico n.10 page 648 / Wiring diagram n.10 page 648

- | | | | |
|---------------|---------------|---------------|---------------|
| 2200K | 2700K | 3000K | 4000K |
| ○ F021B1MD001 | ○ F021B2MD001 | ○ F021B3MD001 | ○ F021B4MD001 |
| ● F021B1MD006 | ● F021B2MD006 | ● F021B3MD006 | ● F021B4MD006 |
| ● F021B1MD012 | ● F021B2MD012 | ● F021B3MD012 | ● F021B4MD012 |
| ● F021B1MD018 | ● F021B2MD018 | ● F021B3MD018 | ● F021B4MD018 |
| ● F021B1MD030 | ● F021B2MD030 | ● F021B3MD030 | ● F021B4MD030 |
| ● F021B1MD033 | ● F021B2MD033 | ● F021B3MD033 | ● F021B4MD033 |



Beam Angle: 90°

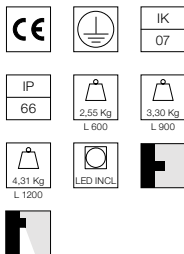
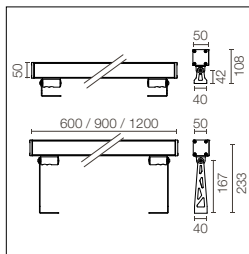
h(m)	E(l)	D(m)
1	848	1.74
2	212	3.49
3	94	5.23
4	53	6.98
5	34	8.72

@4000K

Continuous Line I/O H₂O Stop Fast Connect - Schema elettrico n.11 page 648 / Wiring diagram n.11 page 648

- | | | | |
|---------------|---------------|---------------|---------------|
| 2200K | 2700K | 3000K | 4000K |
| ○ F021C1MD001 | ○ F021C2MD001 | ○ F021C3MD001 | ○ F021C4MD001 |
| ● F021C1MD006 | ● F021C2MD006 | ● F021C3MD006 | ● F021C4MD006 |
| ● F021C1MD012 | ● F021C2MD012 | ● F021C3MD012 | ● F021C4MD012 |
| ● F021C1MD018 | ● F021C2MD018 | ● F021C3MD018 | ● F021C4MD018 |
| ● F021C1MD030 | ● F021C2MD030 | ● F021C3MD030 | ● F021C4MD030 |
| ● F021C1MD033 | ● F021C2MD033 | ● F021C3MD033 | ● F021C4MD033 |

Outgraze 50 - RGB



Alimentazione elettrica 120/240V e interfaccia DMX-RDM integrata. Staffe di installazione da ordinare separatamente. Vetro sabbato.

Integrated 120/240V power supply and DMX-RDM interface. Installation brackets, to be ordered separately. Sandblasted glass.

Power Led: L600: 26W - 120-240V - DMX-RDM interface / L900: 37W - 120-240V - DMX-RDM interface / L1200: 48W - 120-240V - DMX-RDM interface

Schema elettrico n.12 page 648 / Wiring diagram n.12 page 648

L 600

- F021MRKJ001
- F021MRKJ006
- F021MRKJ012
- F021MRKJ018
- F021MRKJ030
- F021MRKJ033

L 900

- F021MRLJ001
- F021MRLJ006
- F021MRLJ012
- F021MRLJ018
- F021MRLJ030
- F021MRLJ033

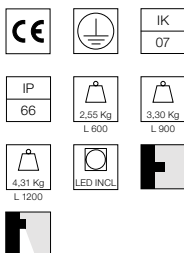
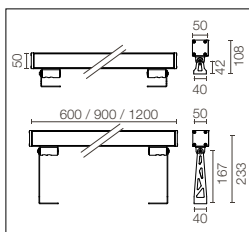
L 1200

- F021MRMJ001
- F021MRMJ006
- F021MRMJ012
- F021MRMJ018
- F021MRMJ030
- F021MRMJ033



Photometric data on request.

Outgraze 50 - RGBW



Alimentazione elettrica 120/240V e interfaccia DMX-RDM integrata. Staffe di installazione da ordinare separatamente. Vetro sabbato.

Integrated 120/240V power supply and DMX-RDM interface. Installation brackets, to be ordered separately. Sandblasted glass.

Power Led: L600: 24W - 120-240V - DMX-RDM interface / L900: 33W - 120-240V - DMX-RDM interface / L1200: 43W 120-240V - DMX-RDM interface

Schema elettrico n.12 page 648 / Wiring diagram n.12 page 648

L 600

- F021MWKJ001
- F021MWKJ006
- F021MWKJ012
- F021MWKJ018
- F021MWKJ030
- F021MWKJ033

L 900

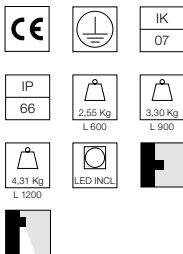
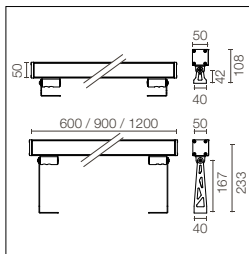

- F021MWLJ001
- F021MWLJ006
- F021MWLJ012
- F021MWLJ018
- F021MWLJ030
- F021MWLJ033

L 1200

- F021MWMJ001
- F021MWMJ006
- F021MWMJ012
- F021MWMJ018
- F021MWMJ030
- F021MWMJ033



Photometric data on request.



Alimentazione elettrica
120/240V DALI integrata. Staffe
di installazione da ordinare
separatamente.
Vetro sabbato.

120/240V DALI intergrated
power supply. Installation
brackets, to be ordered
separately.
Sandblasted glass.

Power Led: L600: 13W - 1413 lm ≠ FIXT 722 lm - 2700K/CRI 80 - 120-240V / L900: 18,5W - 1669 lm ≠ FIXT 1082 lm - 2700K/CRI 80 - 120-240V / L1200: 23W - 2826 lm ≠ FIXT 1443 lm - 2700K/CRI 80 - 120-240V

Quick Install I H₂O Stop Fast Connect - Schema elettrico n.10 page 648 / Wiring diagram n.10 page 648

L 600

- F021PTKD001
- F021PTKD006
- F021PTKD012
- F021PTKD018
- F021PTKD030
- F021PTKD033

Continuous Line I/O H₂O Stop Fast Connect - Schema elettrico n.11 page 648 / Wiring diagram n.11 page 648

L 600

- F021QTKD001
- F021QTKD006
- F021QTKD012
- F021QTKD018
- F021QTKD030
- F021QTKD033

Quick Install I H₂O Stop Fast Connect - Schema elettrico n.10 page 648 / Wiring diagram n.10 page 648

L 900

- F021PTLD001
- F021PTLD006
- F021PTLD012
- F021PTLD018
- F021PTLD030
- F021PTLD033

Continuous Line I/O H₂O Stop Fast Connect - Schema elettrico n.11 page 648 / Wiring diagram n.11 page 648

L 900

- F021QTLD001
- F021QTLD006
- F021QTLD012
- F021QTLD018
- F021QTLD030
- F021QTLD033

Quick Install I H₂O Stop Fast Connect - Schema elettrico n.10 page 648 / Wiring diagram n.10 page 648

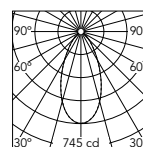
L 1200

- F021PTMD001
- F021PTMD006
- F021PTMD012
- F021PTMD018
- F021PTMD030
- F021PTMD033

Continuous Line I/O H₂O Stop Fast Connect - Schema elettrico n.11 page 648 / Wiring diagram n.11 page 648

L 1200

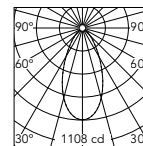
- F021QTMD001
- F021QTMD006
- F021QTMD012
- F021QTMD018
- F021QTMD030
- F021QTMD033



Beam Angle: 50°

h(m)	E(ft)	D(m)
1	745	0.94
2	186	1.88
3	83	2.82
4	47	3.77
5	30	4.71

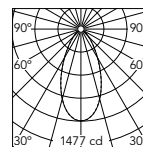
@4000K



Beam Angle: 50°

h(m)	E(ft)	D(m)
1	1108	0.94
2	277	1.88
3	123	2.82
4	69	3.77
5	44	4.71

@4000K



Beam Angle: 50°

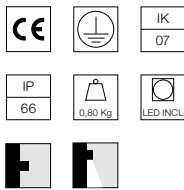
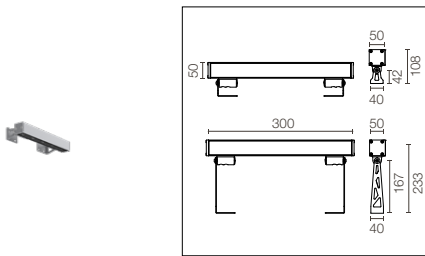
h(m)	E(ft)	D(m)
1	1477	0.94
2	369	1.88
3	164	2.82
4	92	3.77
5	59	4.71

@4000K

²Quick Install In H₂O Stop Version: connettore H₂O Stop Plug&Play preinstallato per connessione rapida (accessori per collegamento da ordinare) / Prewired H₂O Stop Plug&Play connector for an easy/rapid connection (connecting accessory to be ordered separately).

³Continuous Line In/Out H₂O Stop Version: connettori H₂O Stop Plug&Play preinstallati per connessione in linea (accessori per collegamento da ordinare) / Prewired H₂O Stop Plug&Play connectors for an easy in line connection (connecting accessory to be ordered separately).

Outgraze 50 Easy L 300 - Non Dimmable



Alimentazione elettrica 220/240V integrata. Staffe di installazione da ordinare separatamente. Vetro sabbato.

Integrated 220/240V power supply. Installation brackets, to be ordered separately. Sandblasted glass.

Mid-power Led: 8W - 806 lm \neq FIXT 310 lm - 2700K/CRI 80 - 220-240V / 8W - 876 lm \neq FIXT 337 lm - 3000K/CRI 80 - 220-240V / 8W - 946 lm \neq FIXT 364 lm - 4000K/CRI 80 - 220-240V

¹Standard - Schema elettrico n.7 page 647 / Wiring diagram n.7 page 647

2700K

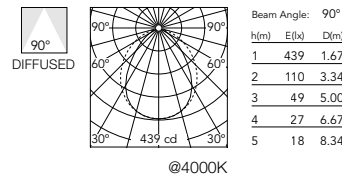
- F021G2JA001
- F021G2JA006
- F021G2JA012
- F021G2JA018
- F021G2JA030
- F021G2JA033

3000K

- F021G3JA001
- F021G3JA006
- F021G3JA012
- F021G3JA018
- F021G3JA030
- F021G3JA033

4000K

- F021G4JA001
- F021G4JA006
- F021G4JA012
- F021G4JA018
- F021G4JA030
- F021G4JA033



²Quick Install I H₂O Stop Fast Connect - Schema elettrico n.8 page 647 / Wiring diagram n.8 page 647

2700K

- F021H2JA001
- F021H2JA006
- F021H2JA012
- F021H2JA018
- F021H2JA030
- F021H2JA033

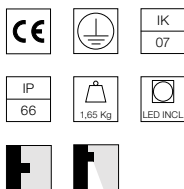
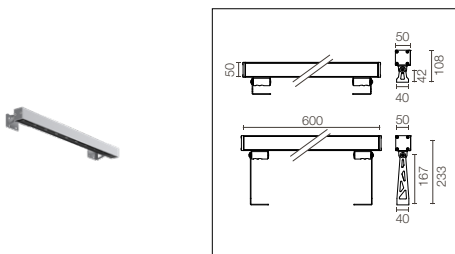
3000K

- F021H3JA001
- F021H3JA006
- F021H3JA012
- F021H3JA018
- F021H3JA030
- F021H3JA033

4000K

- F021H4JA001
- F021H4JA006
- F021H4JA012
- F021H4JA018
- F021H4JA030
- F021H4JA033

Outgraze 50 Easy L 600 - Non Dimmable



Alimentazione elettrica 220/240V integrata. Staffe di installazione da ordinare separatamente. Vetro sabbato.

Integrated 220/240V power supply. Installation brackets, to be ordered separately. Sandblasted glass.

Mid-power Led: 14,5W - 1612 lm \neq FIXT 620 lm - 2700K/CRI 80 - 220-240V / 14,5W - 1752 lm \neq FIXT 674 lm - 3000K/CRI 80 - 220-240V / 14,5W - 1892 lm \neq FIXT 728 lm - 4000K/CRI 80 - 220-240V

¹Standard - Schema elettrico n.7 page 647 / Wiring diagram n.7 page 647

2700K

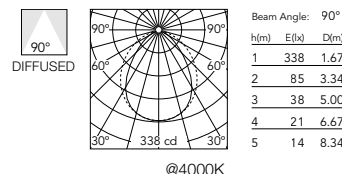
- F021G2KA001
- F021G2KA006
- F021G2KA012
- F021G2KA018
- F021G2KA030
- F021G2KA033

3000K

- F021G3KA001
- F021G3KA006
- F021G3KA012
- F021G3KA018
- F021G3KA030
- F021G3KA033

4000K

- F021G4KA001
- F021G4KA006
- F021G4KA012
- F021G4KA018
- F021G4KA030
- F021G4KA033



²Quick Install I H₂O Stop Fast Connect - Schema elettrico n.8 page 647 / Wiring diagram n.8 page 647

2700K

- F021H2KA001
- F021H2KA006
- F021H2KA012
- F021H2KA018
- F021H2KA030
- F021H2KA033

3000K

- F021H3KA001
- F021H3KA006
- F021H3KA012
- F021H3KA018
- F021H3KA030
- F021H3KA033

4000K

- F021H4KA001
- F021H4KA006
- F021H4KA012
- F021H4KA018
- F021H4KA030
- F021H4KA033

³Continuous Line I/O H₂O Stop Fast Connect - Schema elettrico n.9 page 647 / Wiring diagram n.9 page 647

2700K

- F021J2KA001
- F021J2KA006
- F021J2KA012
- F021J2KA018
- F021J2KA030
- F021J2KA033

3000K

- F021J3KA001
- F021J3KA006
- F021J3KA012
- F021J3KA018
- F021J3KA030
- F021J3KA033

4000K

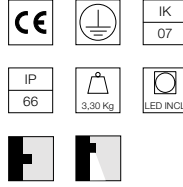
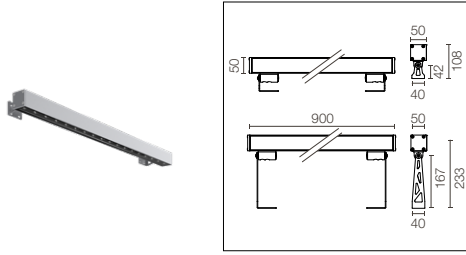
- F021J4KA001
- F021J4KA006
- F021J4KA012
- F021J4KA018
- F021J4KA030
- F021J4KA033

¹Standard Version: spezzone di cavo in uscita 1000 mm (accessori per collegamento da ordinare) / 1000 mm lenght prewired cable (connecting accessory to be separately ordered).

²Quick Install In H₂O Stop Version: connettore H₂O Stop Plug&Play preinstallato per connessione rapida (accessori per collegamento da ordinare) / Prewired H₂O Stop Plug&Play connector for an easy/rapid connection (connecting accessory to be ordered separately).

³Continuous Line In/Out H₂O Stop Version: connettori H₂O Stop Plug&Play preinstallati per connessione in linea (accessori per collegamento da ordinare) / Prewired H₂O Stop Plug&Play connectors for an easy in line connection (connecting accessory to be ordered separately).

Outgraze 50 Easy L 900 - Non Dimmable



Alimentazione elettrica 220/240V integrata. Staffe di installazione da ordinare separatamente. Vetro sabbato.

Integrated 220/240V power supply. Installation brackets, to be ordered separately. Sandblasted glass.

Mid-power Led: 20W - 2418 lm \neq FIXT 930 lm - 2700K/CRI 80 - 220-240V / 20W - 2628 lm \neq FIXT 1011 lm - 3000K/CRI 80 - 220-240V / 20W - 2839 lm \neq FIXT 1092 lm - 4000K/CRI 80 - 220-240V

¹**Standard** - Schema elettrico n.7 page 647 / Wiring diagram n.7 page 647

2700K

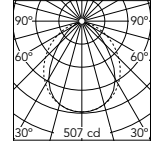
- F021G2LA001
- F021G2LA006
- F021G2LA012
- F021G2LA018
- F021G2LA030
- F021G2LA033

3000K

- F021G3LA001
- F021G3LA006
- F021G3LA012
- F021G3LA018
- F021G3LA030
- F021G3LA033

4000K

- F021G4LA001
- F021G4LA006
- F021G4LA012
- F021G4LA018
- F021G4LA030
- F021G4LA033



Beam Angle: 90°

h(m)	E(lx)	D(m)
1	507	1.67
2	127	3.34
3	56	5.00
4	32	6.67
5	20	8.34

@4000K

²**Quick Install I H₂O Stop Fast Connect** - Schema elettrico n.8 page 647 / Wiring diagram n.8 page 647

2700K

- F021H2LA001
- F021H2LA006
- F021H2LA012
- F021H2LA018
- F021H2LA030
- F021H2LA033

3000K

- F021H3LA001
- F021H3LA006
- F021H3LA012
- F021H3LA018
- F021H3LA030
- F021H3LA033

4000K

- F021H4LA001
- F021H4LA006
- F021H4LA012
- F021H4LA018
- F021H4LA030
- F021H4LA033

³**Continuous Line I/O H₂O Stop Fast Connect** - Schema elettrico n.9 page 647 / Wiring diagram n.9 page 647

2700K

- F021J2LA001
- F021J2LA006
- F021J2LA012
- F021J2LA018
- F021J2LA030
- F021J2LA033

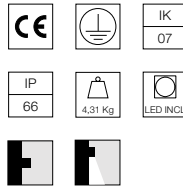
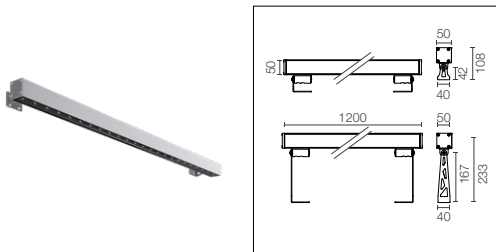
3000K

- F021J3LA001
- F021J3LA006
- F021J3LA012
- F021J3LA018
- F021J3LA030
- F021J3LA033

4000K

- F021J4LA001
- F021J4LA006
- F021J4LA012
- F021J4LA018
- F021J4LA030
- F021J4LA033

Outgraze 50 Easy L 1200 - Non Dimmable



Alimentazione elettrica 220/240V integrata. Staffe di installazione da ordinare separatamente. Vetro sabbato.

Integrated 220/240V power supply. Installation brackets, to be ordered separately. Sandblasted glass.

Mid-power Led: 27W - 3224 lm \neq FIXT 1240 lm - 2700K/CRI 80 - 220-240V / 27W - 3505 lm \neq FIXT 1348 lm - 3000K/CRI 80 - 220-240V / 27W - 3785 lm \neq FIXT 1456 lm - 4000K/CRI 80 - 220-240V

¹**Standard** - Schema elettrico n.7 page 647 / Wiring diagram n.7 page 647

2700K

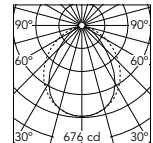
- F021G2MA001
- F021G2MA006
- F021G2MA012
- F021G2MA018
- F021G2MA030
- F021G2MA033

3000K

- F021G3MA001
- F021G3MA006
- F021G3MA012
- F021G3MA018
- F021G3MA030
- F021G3MA033

4000K

- F021G4MA001
- F021G4MA006
- F021G4MA012
- F021G4MA018
- F021G4MA030
- F021G4MA033



Beam Angle: 90°

h(m)	E(lx)	D(m)
1	676	1.67
2	169	3.34
3	75	5.00
4	42	6.67
5	27	8.34

@4000K

²**Quick Install I H₂O Stop Fast Connect** - Schema elettrico n.8 page 647 / Wiring diagram n.8 page 647

2700K

- F021H2MA001
- F021H2MA006
- F021H2MA012
- F021H2MA018
- F021H2MA030
- F021H2MA033

3000K

- F021H3MA001
- F021H3MA006
- F021H3MA012
- F021H3MA018
- F021H3MA030
- F021H3MA033

4000K

- F021H4MA001
- F021H4MA006
- F021H4MA012
- F021H4MA018
- F021H4MA030
- F021H4MA033

³**Continuous Line I/O H₂O Stop Fast Connect** - Schema elettrico n.9 page 647 / Wiring diagram n.9 page 647

2700K

- F021J2MA001
- F021J2MA006
- F021J2MA012
- F021J2MA018
- F021J2MA030
- F021J2MA033

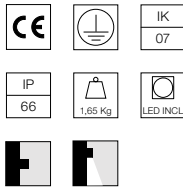
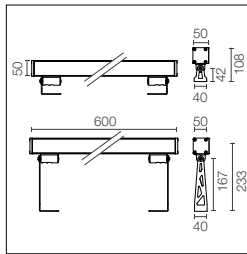
3000K

- F021J3MA001
- F021J3MA006
- F021J3MA012
- F021J3MA018
- F021J3MA030
- F021J3MA033

4000K

- F021J4MA001
- F021J4MA006
- F021J4MA012
- F021J4MA018
- F021J4MA030
- F021J4MA033

Outgraze 50 Easy L 600 - Dimmable DALI



Alimentazione elettrica 120/240V integrata. Staffe di installazione da ordinare separatamente. Vetro sabbiato.

Integrated 120/240V power supply. Installation brackets, to be ordered separately. Sandblasted glass.

Mid-power Led: 14,5W - 1440 lm ≠ FIXT 1106 lm - 2700K/CRI 80 - 120-240V / 14,5W - 1560 lm ≠ FIXT 1198 lm - 3000K/CRI 80 - 120-240V / 14,5W - 1680 lm ≠ FIXT 1290 lm - 4000K/CRI 80 - 120-240V

²Quick Install I H₂O Stop Fast Connect - Schema elettrico n.10 page 648 / Wiring diagram n.10 page 648

2700K

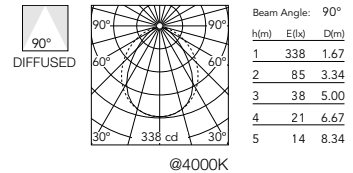
- F021G2KD001
- F021G2KD006
- F021G2KD012
- F021G2KD018
- F021G2KD030
- F021G2KD033

3000K

- F021G3KD001
- F021G3KD006
- F021G3KD012
- F021G3KD018
- F021G3KD030
- F021G3KD033

4000K

- F021G4KD001
- F021G4KD006
- F021G4KD012
- F021G4KD018
- F021G4KD030
- F021G4KD033



³Continuous Line I/O H₂O Stop Fast Connect - Schema elettrico n.11 page 648 / Wiring diagram n.11 page 648

2700K

- F021J2KD001
- F021J2KD006
- F021J2KD012
- F021J2KD018
- F021J2KD030
- F021J2KD033

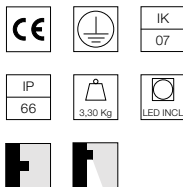
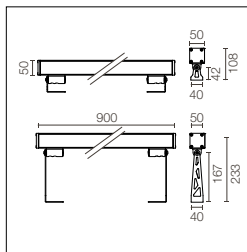
3000K

- F021J3KD001
- F021J3KD006
- F021J3KD012
- F021J3KD018
- F021J3KD030
- F021J3KD033

4000K

- F021J4KD001
- F021J4KD006
- F021J4KD012
- F021J4KD018
- F021J4KD030
- F021J4KD033

Outgraze 50 Easy L 900 - Dimmable DALI



Alimentazione elettrica 120/240V integrata. Staffe di installazione da ordinare separatamente. Vetro sabbiato.

Integrated 120/240V power supply. Installation brackets, to be ordered separately. Sandblasted glass.

Mid-power Led: 20W - 2418 lm ≠ FIXT 930 lm - 2700K/CRI 80 - 120-240V / 20W - 2628 lm ≠ FIXT 1011 lm - 3000K/CRI 80 - 120-240V / 20W - 2839 lm ≠ FIXT 1092 lm - 4000K/CRI 80 - 120-240V

²Quick Install I H₂O Stop Fast Connect - Schema elettrico n.10 page 648 / Wiring diagram n.10 page 648

2700K

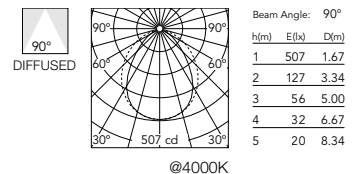
- F021G2LD001
- F021G2LD006
- F021G2LD012
- F021G2LD018
- F021G2LD030
- F021G2LD033

3000K

- F021G3LD001
- F021G3LD006
- F021G3LD012
- F021G3LD018
- F021G3LD030
- F021G3LD033

4000K

- F021G4LD001
- F021G4LD006
- F021G4LD012
- F021G4LD018
- F021G4LD030
- F021G4LD033



³Continuous Line I/O H₂O Stop Fast Connect - Schema elettrico n.11 page 648 / Wiring diagram n.11 page 648

2700K

- F021J2LD001
- F021J2LD006
- F021J2LD012
- F021J2LD018
- F021J2LD030
- F021J2LD033

3000K

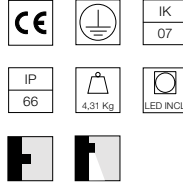
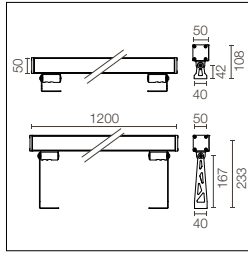
- F021J3LD001
- F021J3LD006
- F021J3LD012
- F021J3LD018
- F021J3LD030
- F021J3LD033

4000K

- F021J4LD001
- F021J4LD006
- F021J4LD012
- F021J4LD018
- F021J4LD030
- F021J4LD033

²Quick Install In H₂O Stop Version: connettore H₂O Stop Plug&Play preinstallato per connessione rapida (accessori per collegamento da ordinare) / Prewired H₂O Stop Plug&Play connector for an easy/rapid connection (connecting accessory to be ordered separately).

³Continuous Line In/Out H₂O Stop Version: connettori H₂O Stop Plug&Play preinstallati per connessione in linea (accessori per collegamento da ordinare) / Prewired H₂O Stop Plug&Play connectors for an easy in line connection (connecting accessory to be ordered separately).



Alimentazione elettrica 120/240V integrata. Staffe di installazione da ordinare separatamente. Vetro sabbiato.

Integrated 120/240V power supply. Installation brackets, to be ordered separately. Sandblasted glass.

Power Led: 27W - 3224 lm ≠ FIXT 1240 lm - 2700K/CRI 80 - 120-240V / 27W - 3505 lm ≠ FIXT 1348 lm - 3000K/CRI 80 - 120-240V / 27W - 3785 lm ≠ FIXT 1456 lm - 4000K/CRI 80 -120-240V

²**Quick Install I H₂O Stop Fast Connect** - Schema elettrico n.10 page 648 / Wiring diagram n.10 page 648

2700K

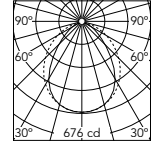
- F021G2MD001
- F021G2MD006
- F021G2MD012
- F021G2MD018
- F021G2MD030
- F021G2MD033

3000K

- F021G3MD001
- F021G3MD006
- F021G3MD012
- F021G3MD018
- F021G3MD030
- F021G3MD033

4000K

- F021G4MD001
- F021G4MD006
- F021G4MD012
- F021G4MD018
- F021G4MD030
- F021G4MD033



Beam Angle: 90°

h(m)	E(lx)	D(m)
1	676	1.67
2	169	3.34
3	75	5.00
4	42	6.67
5	27	8.34

@4000K

³**Continuous Line I/O H₂O Stop Fast Connect** - Schema elettrico n.11 page 648 / Wiring diagram n.11 page 648

2700K

- F021J2MD001
- F021J2MD006
- F021J2MD012
- F021J2MD018
- F021J2MD030
- F021J2MD033

3000K

- F021J3MD001
- F021J3MD006
- F021J3MD012
- F021J3MD018
- F021J3MD030
- F021J3MD033

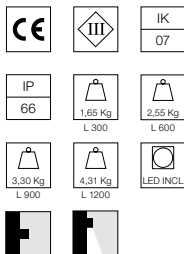
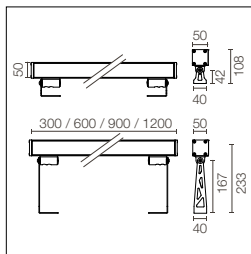

4000K

- F021J4MD001
- F021J4MD006
- F021J4MD012
- F021J4MD018
- F021J4MD030
- F021J4MD033

²Quick Install In H₂O Stop Version: connettore H₂O Stop Plug&Play preinstallato per connessione rapida (accessori per collegamento da ordinare) / Prewired H₂O Stop Plug&Play connector for an easy/rapid connection (connecting accessory to be ordered separately).

³Continuous Line In/Out H₂O Stop Version: connettori H₂O Stop Plug&Play preinstallati per connessione in linea (accessori per collegamento da ordinare) / Prewired H₂O Stop Plug&Play connectors for an easy in line connection (connecting accessory to be ordered separately).

Outgraze 50 Easy - Tunable White DALI 2700K÷5700K



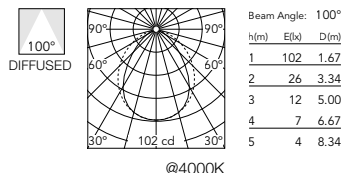
Alimentazione elettrica remota 24V e staffe di installazione da ordinare separatamente. Vetro sabbliato.

24V remote power supply and installation brackets to be ordered separately. Sandblasted glass.

Mid-power Led: L300: 6,5W - 572 lm ≠ FIXT 220 lm - 2700K/CRI 80 - 24V / L600: 11W - 1143 lm ≠ FIXT 440 lm - 2700K/CRI 80 - 24V / L900: 16W - 1715 lm ≠ FIXT 660 lm - 2700K/CRI 80 - 24V / L1200: 21W - 2286 lm ≠ FIXT 879 lm - 2700K/CRI 80 - 24V

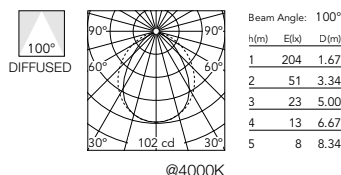
2Quick Install I H₂O Stop Fast Connect - Schema elettrico n.13 page 649 / Wiring diagram n.13 page 649

- L 300**
- F021KTJD001
 - F021KTJD006
 - F021KTJD012
 - F021KTJD018
 - F021KTJD030
 - F021KTJD033



2Quick Install I H₂O Stop Fast Connect - Schema elettrico n.13 page 649 / Wiring diagram n.13 page 649

- L 600**
- F021KTKD001
 - F021KTKD006
 - F021KTKD012
 - F021KTKD018
 - F021KTKD030
 - F021KTKD033

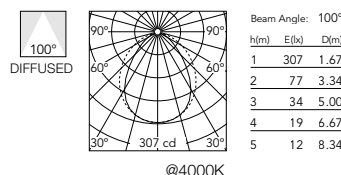


3Continuous Line I/O H₂O Stop Fast Connect - Schema elettrico n.14 page 649 / Wiring diagram n.14 page 649

- L 600**
- F021LTKD001
 - F021LTKD006
 - F021LTKD012
 - F021LTKD018
 - F021LTKD030
 - F021LTKD033

2Quick Install I H₂O Stop Fast Connect - Schema elettrico n.13 page 649 / Wiring diagram n.13 page 649

- L 900**
- F021KTLD001
 - F021KTLD006
 - F021KTLD012
 - F021KTLD018
 - F021KTLD030
 - F021KTLD033

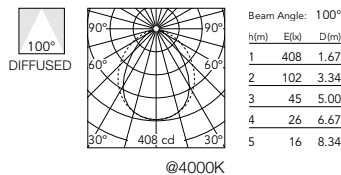


3Continuous Line I/O H₂O Stop Fast Connect - Schema elettrico n.14 page 649 / Wiring diagram n.14 page 649

- L 900**
- F021LTLD001
 - F021LTLD006
 - F021LTLD012
 - F021LTLD018
 - F021LTLD030
 - F021LTLD033

2Quick Install I H₂O Stop Fast Connect - Schema elettrico n.13 page 649 / Wiring diagram n.13 page 649

- L 1200**
- F021KTMD001
 - F021KTMD006
 - F021KTMD012
 - F021KTMD018
 - F021KTMD030
 - F021KTMD033



3Continuous Line I/O H₂O Stop Fast Connect - Schema elettrico n.14 page 649 / Wiring diagram n.14 page 649

- L 1200**
- F021LTMD001
 - F021LTMD006
 - F021LTMD012
 - F021LTMD018
 - F021LTMD030
 - F021LTMD033

²Quick Install In H₂O Stop Version: connettore H₂O Stop Plug&Play preinstallato per connessione rapida (accessori per collegamento da ordinare) / Prewired H₂O Stop Plug&Play connector for an easy/rapid connection (connecting accessory to be ordered separately).

³Continuous Line In/Out H₂O Stop Version: connettori H₂O Stop Plug&Play preinstallati per connessione in linea (accessori per collegamento da ordinare) / Prewired H₂O Stop Plug&Play connectors for an easy in line connection (connecting accessory to be ordered separately).

Outgraze 50

Accessori per tutti le versioni / Accessories for all versions

Coppia staffe corte L 80mm.	One pair of short brackets L 80 mm.	<ul style="list-style-type: none"> ○ F1203001 ● F1203006 ● F1203012 ● F1203018 ● F1203030 ● F1203033 	
Coppia staffe lunghe L 200mm.	One pair of long brackets L 200 mm.	<ul style="list-style-type: none"> ○ F1204001 ● F1204006 ● F1204012 ● F1204018 ● F1204030 ● F1204033 	
Sistema di giunzione IP68 H ₂ O Stop anti-condensa a 2 vie 4 poli. (Ø5,5÷12mm cavo).	2 way terminal block 4 poles IP68 H ₂ O Stop. (ø5,5÷12mm cable).	F990C00A000	 
Sistema di giunzione IP68 H ₂ O Stop anti-condensa a 3/4 vie 4 poli. (Ø5,5÷12mm cavo).	3/4 way terminal block 4 poles IP68 H ₂ O Stop. (ø5,5÷12mm cable).	F990C010000	
Kit connettore 5 poli presa volante + spina EU IP68.	Connector kit 5-pole flying socket + EU plug IP68.	F990C080000	
Tappo per connettore a pannello (sul prodotto) 4-5 poli.	Cap for panel (on the fixtures) plug connector 4-5 poles.	F021Z070000	



Outgraze 50

Accessori per versioni Non dimmable (220-240V) e Easy Non Dimmable (220-240V) / Accessories for Non Dimmable (220-240V) and Easy Non Dimmable (220-240V) versions

Connettore 4 poli plug&play.	Plug&play connector 4 poles.	F021Z010000	
Doppio connettore 4 poli plug&play + cavo L 600 mm.	Double plug&play connector 4 poles + cable 600 mm lenght.	F021Z020000	
Connettore 4 poli plug&play + cavo L 5000 mm.	Plug&play connector 4 poles + cable 5000 mm lenght.	F021Z030000	





Outgraze 50

Accessori per versioni Quick Install I H₂O Stop, Continuous Line I/O H₂O Stop e Easy Tunable White (24V) / Accessories for Quick Install I H₂O Stop, Continuous Line I/O H₂O Stop and Easy Tunable White (24V) versions

Connettore 4 poli plug&play.	Plug&play connector 4 poles.	F021Z010000	
Doppio connettore 4 poli plug&play + cavo L 600 mm. Classe III.	Double plug&play connector 4 poles + cable 600 mm lenght. Class III.	F021Z090000	
Connettore 4 poli plug&play + cavo L 5000 mm. Classe III.	Plug&play connector 4 poles + cable 5000 mm lenght. Class III.	F021Z100000	


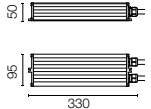
Outgraze 50

Accessori per versioni Quick Install I H₂O Stop, Continuous Line I/O H₂O Stop Dimmerabile DALI, Easy Dimmerabile e Tunable White DALI (120-240V) / Accessories for Quick Install I H₂O Stop, Continuous Line I/O H₂O Stop Dimmable DALI, Easy Dimmable and Tunable White DALI (120-240V) versions

Connettore 5 poli plug&play.	Plug&play connector 5 poles.	F021Z040000	
Connettore 5 poli plug&play + cavo L 5000 mm.	Plug&play connector 5 poles + cable 5000 mm lenght.	F021Z060000	
Doppio connettore 5 poli plug&play + cavo L 600 mm.	Double plug&play connector 5 poles + cable 600 mm lenght.	F021Z050000	
Scatola di derivazione 5 poli 4 vie IP68 (cavi 6-14 mm).	4 way junction box 5 poles IP68 (6-14 mm cables).	F990C030000	


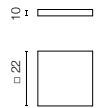

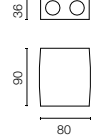

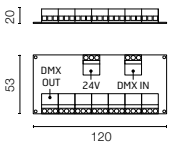

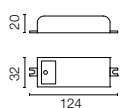

Outgraze 50

Alimentatori per versione Easy Tunable White DALI (24V) / Powers supplies for Easy Tunable White DALI (24V) version

Alimentatore per installazione remota 24V DC 50W / 120-240V IP67 Classe II selv.	Power supply for remote installation 24V DC 50W / 120-240V IP67 Class II selv.	F990B28A000		
Alimentatore per installazione remota 24V DC 70W / 220-240V IP67 Classe II selv.	Power supply for remote installation 24V DC 70W / 220-240V IP67 Class II selv.	F990B27A000		
Alimentatore per installazione remota 24V DC 96W / 120-240V IP67 Classe II selv.	Power supply for remote installation 24V DC 96W / 120-240V IP67 Class II selv.	F990B29A000		

Outgraze 50

Accessori per gestione RGB-RGBW / Accessories for RGB-RGBW management

Controller DMX a parete per scatole ad incasso (60mm interasse fori).	DMX controller; dimmer switch for recessed box (60mm hole centres).	F990B10A000		
Controller DMX stand-alone/interfaccia pc.	DMX controller; stand-alone/pc interface.	F990B11A000		
DMX splitter 512 - dispositivo elettronico per rigenerare segnale dmx monodirezionale 1 Input e 7 output, 12-24Vdc. Alimentatore non incluso.	DMX splitter 512 - electronic device to regenerate the monodirectional DMX signal 1 Input and 7 output, 12-24Vdc. Power supply not included.	F990B13A000		
Alimentatore 24V 10W / 110-240V IP20 Classe II selv.	Power supply 24V 10W /110-240V IP20 Class II selv.	RF25747		
Cavo DMX schermato con impedenza costante 110 Ohm.	DMX cable - shielded twisted pair with 110 Ohm constant impedance.	F990B12A000		

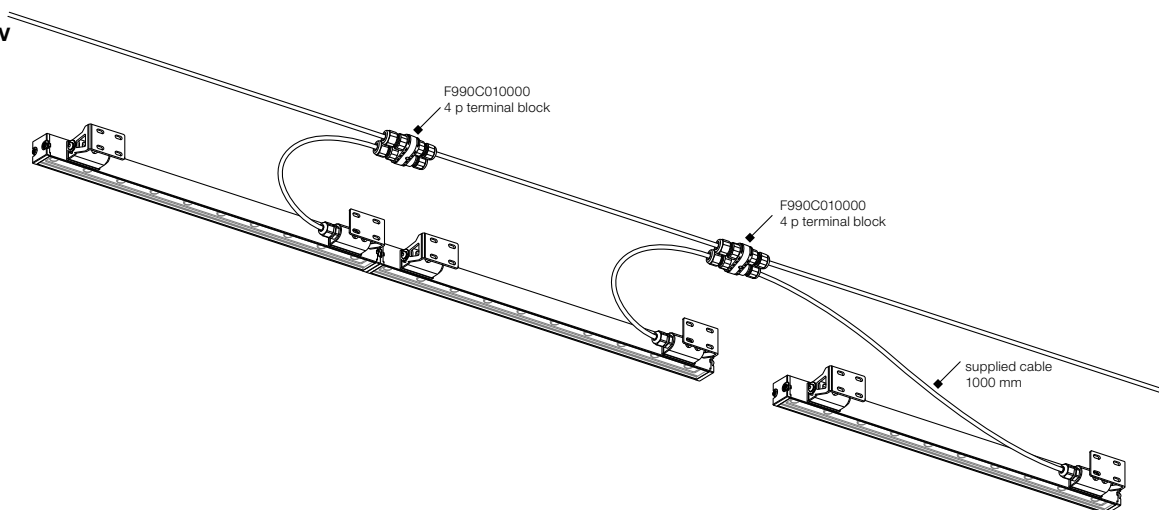
Outgraze 50

Non Dimmable and Easy Non Dimmable versions

Schema elettrico n.7 / Wiring diagram n.7

Standard: spezzone di cavo in uscita 1000 mm (accessori per collegamento da ordinare) / 1000 mm lenght prewired cable (connecting accessory to be separately ordered)

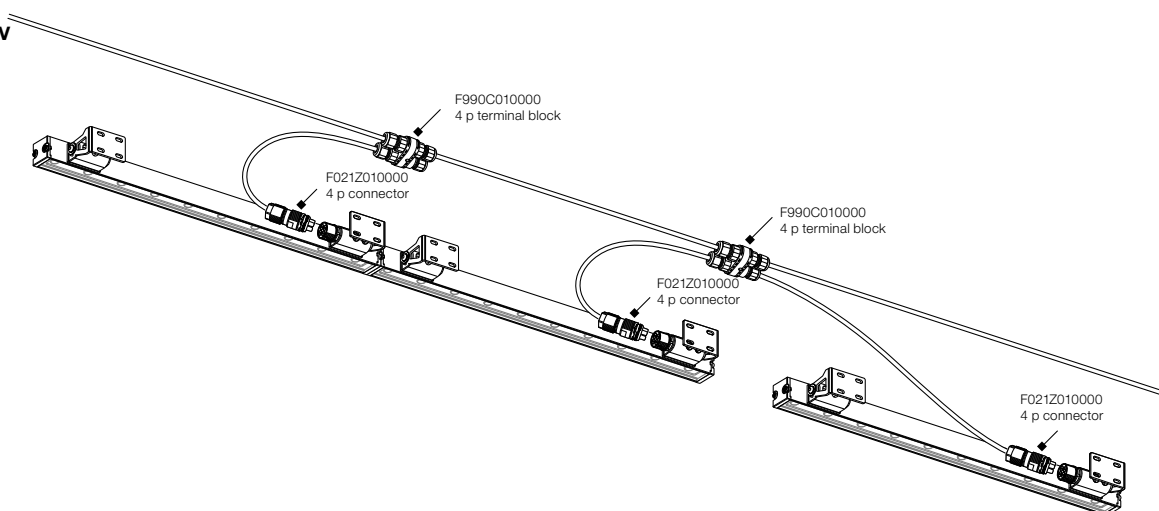
220-240V



Schema elettrico n.8 / Wiring diagram n.8

Quick Install I H₂O Stop Fast Connect: connettore H₂O Stop Plug&Play preinstallato per connessione rapida (accessori per collegamento da ordinare) / Prewired H₂O Stop Plug&Play connector for an easy/rapid connection (connecting accessory to be ordered separately)

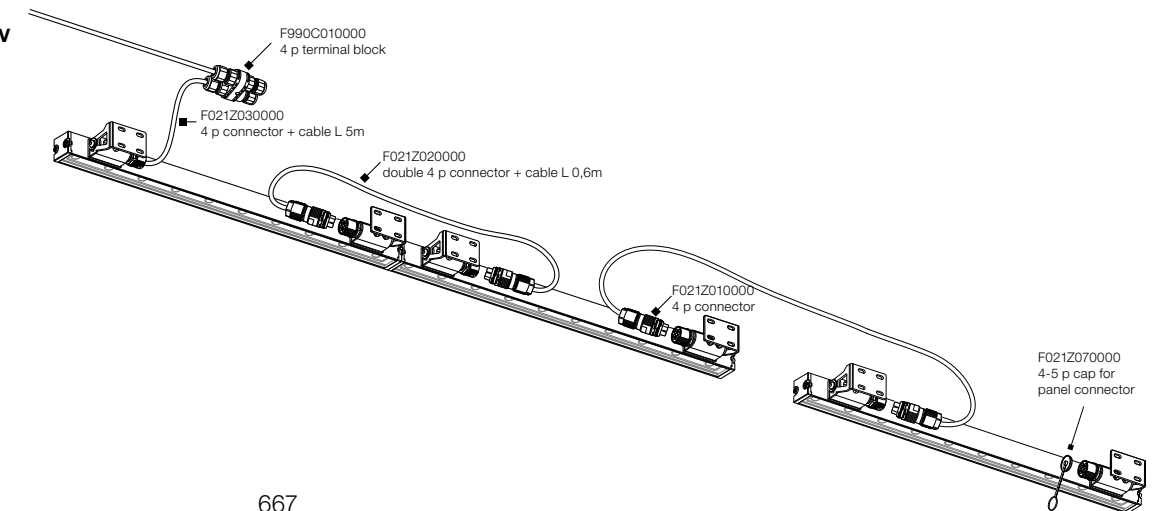
220-240V



Schema elettrico n.9 / Wiring diagram n.9

Continous Line I/O H₂O Stop Fast Connect: connettori H₂O Stop Plug&Play preinstallati per connessione in linea (accessori per collegamento da ordinare) / Prewired H₂O Stop Plug&Play connectors for an easy in line connection (connecting accessory to be ordered separately)

220-240V



Outgraze 50

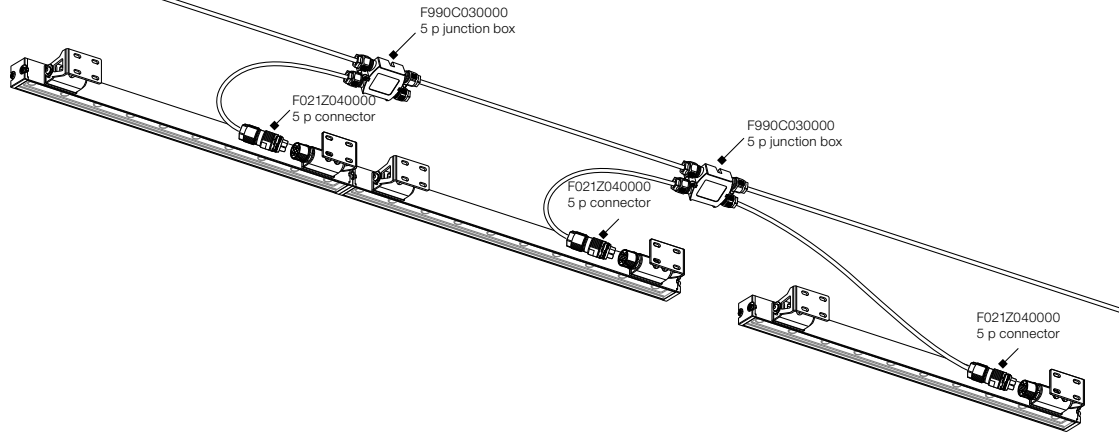
Standard Dimmable versions and Tunable White (120-240V) and Dimmable Easy versions

For Dimmable and Tunable White versions

Schema elettrico n.10 / Wiring diagram n.10

Quick Install I H₂O Stop: connettore H₂O Stop Plug&Play preinstallato per connessione rapida (accessori per collegamento da ordinare) / Prewired H₂O Stop Plug&Play connector for an easy/rapid connection (connecting accessory to be ordered separately)

120-240V

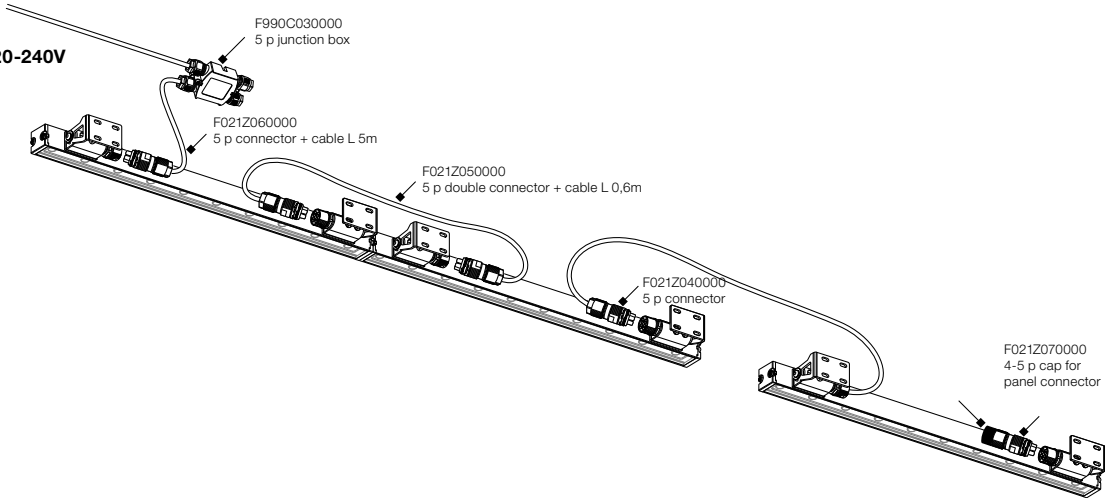


For Dimmable and Tunable White versions

Schema elettrico n.11 / Wiring diagram n.11

Continuous Line I/O H₂O Stop Fast Connect: connettori H₂O Stop Plug&Play preinstallati per connessione in linea (accessori per collegamento da ordinare) / Prewired H₂O Stop Plug&Play connectors for an easy in line connection (connecting accessory to be ordered separately)

120-240V



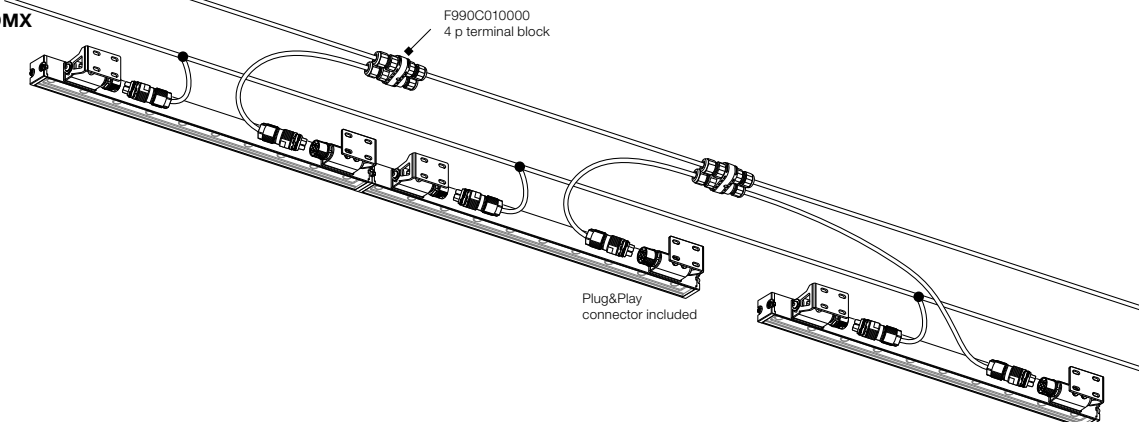
For RGB-RGBW versions

Schema elettrico n.12 / Wiring diagram n.12

Connettori IP68 Plug&Play preinstallati / Prewired IP68 Plug&Play connectors

120-240V

BUS DMX

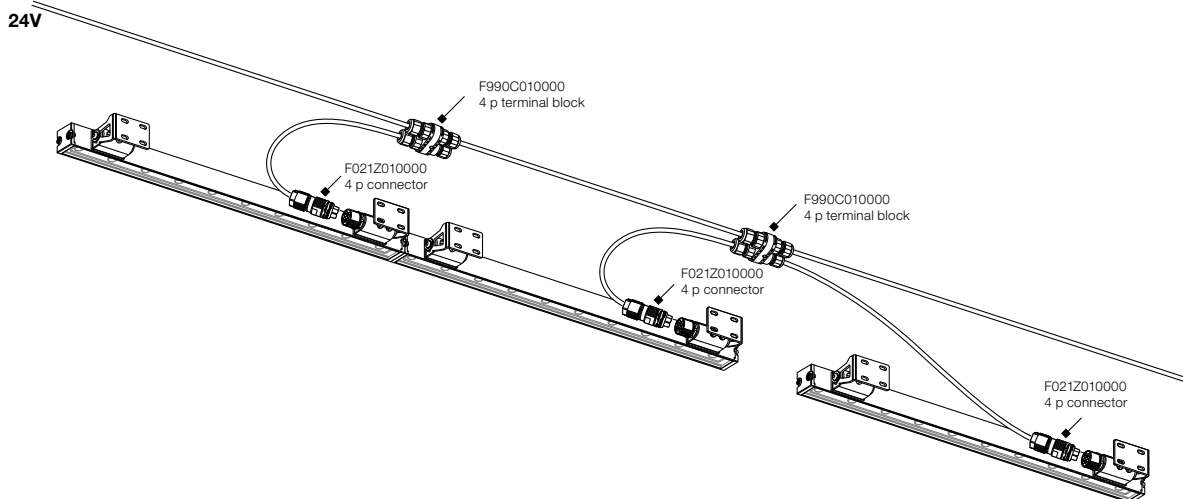


Easy Tunable White 24V versions

For Easy Tunable White versions

Schema elettrico n.13 / Wiring diagram n.13

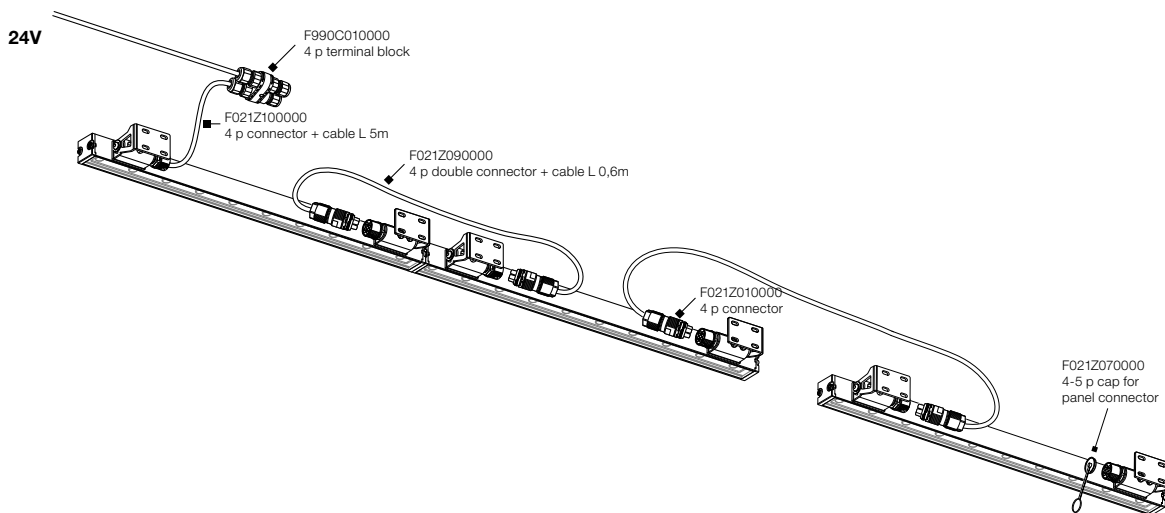
Quick Install I H₂O Stop Fast Connect: connettore H₂O Stop Plug&Play preinstallato per connessione rapida (accessori per collegamento da ordinare) / Prewired H₂O Stop Plug&Play connector for an easy/rapid connection (connecting accessory to be ordered separately)



For Easy Tunable White versions

Schema elettrico n.14 / Wiring diagram n.14

Continous Line I/O H₂O Stop Fast Connect: connettori H₂O Stop Plug&Play preinstallati per connessione in linea (accessori per collegamento da ordinare) / Prewired H₂O Stop Plug&Play connectors for an easy in line connection (connecting accessory to be ordered separately)



Tau







Famiglia / Family

Tau L 354



Low Power Led

up to 3W
up to 231 lm - 2700K/CRI 80
up to 231 lm - 3000K/CRI 80
up to 231 lm - 4000K/CRI 80
* Net lumen output

Tau Opal L 354



Low Power Led

up to 3W
up to 118 lm - 2700K/CRI 80
up to 118 lm - 3000K/CRI 80
up to 118 lm - 4000K/CRI 80
* Net lumen output

Tau L 554



Low Power Led

up to 5W
up to 384 lm - 2700K/CRI 80
up to 384 lm - 3000K/CRI 80
up to 384 lm - 4000K/CRI 80
* Net lumen output

Tau Opal L 554



Low Power Led

up to 5W
up to 196 lm - 2700K/CRI 80
up to 196 lm - 3000K/CRI 80
up to 196 lm - 4000K/CRI 80
* Net lumen output

Tau L 1054



Low Power Led

up to 10W
up to 768 lm - 2700K/CRI 80
up to 768 lm - 3000K/CRI 80
up to 768 lm - 4000K/CRI 80
* Net lumen output

Tau Opal L 1054



Low Power Led

up to 10W
up to 392 lm - 2700K/CRI 80
up to 392 lm - 3000K/CRI 80
up to 392 lm - 4000K/CRI 80
* Net lumen output

Tau L 1554



Low Power Led

up to 15W
up to 1152 lm - 2700K/CRI 80
up to 1152 lm - 3000K/CRI 80
up to 1152 lm - 4000K/CRI 80
* Net lumen output

Tau Opal L 1554



Low Power Led

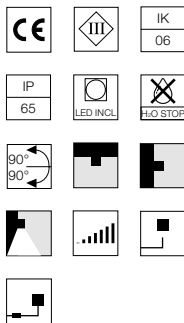
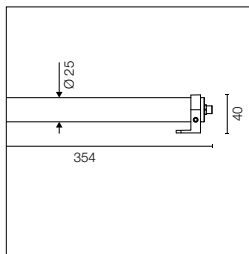
up to 15W
up to 589 lm - 2700K/CRI 80
up to 589 lm - 3000K/CRI 80
up to 589 lm - 4000K/CRI 80
* Net lumen output

Descrizione / Description

Apparecchio lineare per installazione a parete o a soffitto con sorgente luminosa a LED. Corpo dell'apparecchio composto da tubo in policarbonato con filtro anti-UV, disponibile in quattro lunghezze nelle finiture opale o trasparente. Staffe di fissaggio in policarbonato sabbato e tappi di chiusura in alluminio anodizzato. Dotato di connettore a vite alle estremità del tubo che richiede l'uso di cavo di alimentazione da ordinare separatamente, disponibile come cavo di lunghezza 2m singolo per connessione diretta all'alimentatore o due cavi per connessione in sequenza, da 8cm o da 20 cm. La lunghezza massima di installazione in sequenza è di 5m. Apparecchio in 24V dc, necessita di alimentatore remoto da ordinare separatamente.

Linear luminaire with LED light source, for installation on wall or ceiling. Polycarbonate tube structure with anti-UV filter. It is available in four lengths and opal or transparent finishes. Frosted polycarbonate fixing brackets and anodized aluminium closing caps. Equipped with screw connectors at the tube's ends which require the use of a feeding cable to be ordered separately. It is supplied with a 2 m cable for a direct connection to the power supply or two 8 cm or 20 cm cables for series connection. Maximum length for in series installation is 5 m. The 24 V dc luminaire is powered by a remote power supply to be ordered separately.

Tau L 354

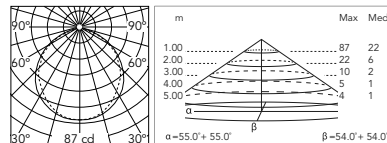


Sorgente a LED inclusa.
 Connettore a vite alle estremità del tubo. Alimentazione elettrica remota 24Vdc e cavi di alimentazione singolo o in sequenza da ordinare separatamente.
 Diffusore policarbonato trasparente.
 Dimmerabile.

LED light source included.
 Screw connector at the tube's end. 24V dc remote electric power supply and individual or series feeding cables, to be ordered separately.
 Transparent polycarbonate diffuser.
 Adjustable light intensity.

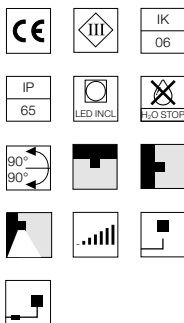
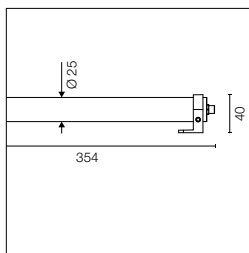
Low - Power Led: 3W - 255 lm ≠ OUTPUT 231 lm - 2700K/CRI 80 - 24Vdc / 3W - 255 lm ≠ OUTPUT 231 lm - 3000K/CRI 80 - 24Vdc / 3W - 255 lm ≠ OUTPUT 231 lm - 4000K/CRI 80 - 24Vdc

2700K FA523203 **3000K** FA523003 **4000K** FA523002.A



@ 4000K

Tau Opal L 354

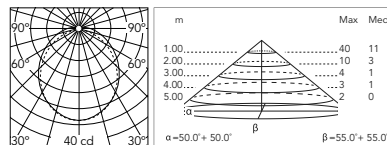


Sorgente a LED inclusa.
 Connettore a vite alle estremità del tubo. Alimentazione elettrica remota 24Vdc e cavi di alimentazione singolo o in sequenza da ordinare separatamente.
 Diffusore policarbonato opale.
 Dimmerabile.

LED light source included.
 Screw connector at the tube's end. 24V dc remote electric power supply and individual or series feeding cables, to be ordered separately.
 Opal polycarbonate diffuser.
 Adjustable light intensity.

Low - Power Led: 3W - 255 lm ≠ OUTPUT 118 lm - 2700K/CRI 80 - 24Vdc / 3W - 255 lm ≠ OUTPUT 118 lm - 3000K/CRI 80 - 24Vdc / 3W - 255 lm ≠ OUTPUT 118 lm - 4000K/CRI 80 - 24Vdc

2700K FA523213 **3000K** FA523013 **4000K** FA523012.A



@ 4000K

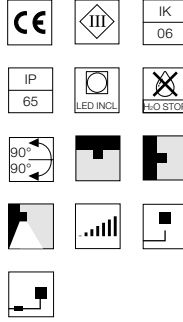
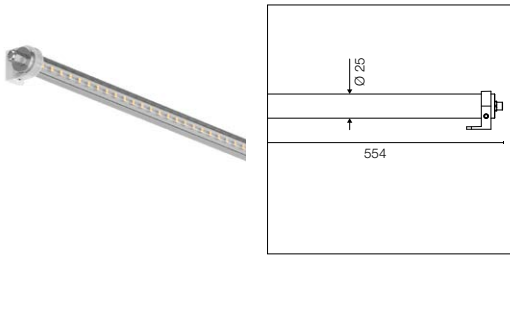
* Numero massimo di apparecchi per alimentatore / Maximum number of luminaires per power supply.

Numero massimo di apparecchi per alimentatore (Vin220÷240). Dati indicativi da verificare con le specifiche condizioni di installazione.

Maximum number of luminaires per power supply. (220÷240 V). These data must be checked taking into account the specific installation conditions.

Acc. RF25754	2	Acc. RF26387.A	5
Acc. RF25748	2	Acc. RF25752	6
Acc. RF25747	3	Acc. F990B28A000	16
Acc. RF25757	3	Acc. F990B27A000	22
Acc. RF25750	5	Acc. F990B29A000	30
Acc. F990B21A000	5		

Tau L 554



Sorgente a LED inclusa.
 Connettore a vite alle estremità del tubo. Alimentazione elettrica remota 24Vdc e cavi di alimentazione singolo o in sequenza da ordinare separatamente.
 Diffusore policarbonato trasparente.
 Dimmerabile.

LED light source included.
 Screw connector at the tube's end. 24V dc remote electric power supply and individual or series feeding cables, to be ordered separately.
 Transparent polycarbonate diffuser.
 Adjustable light intensity.

Low - Power Led: 5W - 420 lm ≠ OUTPUT 384 lm - 2700K/CRI 80 - 24Vdc / 5W - 420 lm ≠ OUTPUT 384 lm - 3000K/CRI 80 - 24Vdc / 5W - 420 lm ≠ OUTPUT 384 lm - 4000K/CRI 80 - 24Vdc

2700K

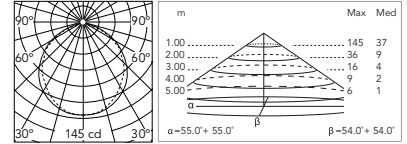
FA523223

3000K

FA523023

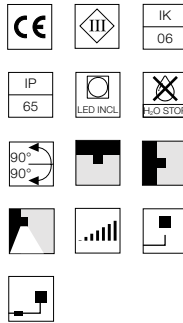
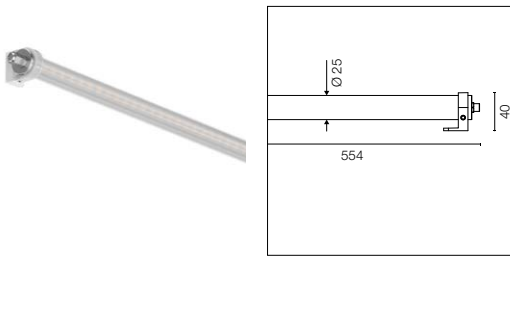
4000K

FA523022.A



@ 4000K

Tau Opal L 554



Sorgente a LED inclusa.
 Connettore a vite alle estremità del tubo. Alimentazione elettrica remota 24Vdc e cavi di alimentazione singolo o in sequenza da ordinare separatamente.
 Diffusore policarbonato opale.
 Dimmerabile.

LED light source included.
 Screw connector at the tube's end. 24V dc remote electric power supply and individual or series feeding cables, to be ordered separately.
 Opal polycarbonate diffuser.
 Adjustable light intensity.

Low - Power Led: 5W - 420 lm ≠ OUTPUT 196 lm - 2700K/CRI 80 - 24Vdc / 5W - 420 lm ≠ OUTPUT 196 lm - 3000K/CRI 80 - 24Vdc / 5W - 420 lm ≠ OUTPUT 196 lm - 4000K/CRI 80 - 24Vdc

2700K

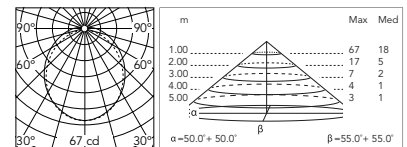
FA523233

3000K

FA523033

4000K

FA523032.A



@ 4000K

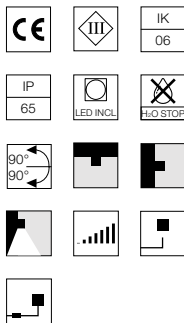
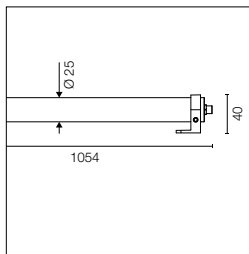
* Numero massimo di apparecchi per alimentatore / Maximum number of luminaires per power supply.

Numero massimo di apparecchi per alimentatore (Vin220÷240).
 Dati indicativi da verificare con le specifiche condizioni di installazione.

Maximum number of luminaires per power supply. (220÷240 V).
 These data must be checked taking into account the specific installation conditions.

Acc. RF25754	1	Acc. RF26387.A	3
Acc. RF25748	1	Acc. RF25752	4
Acc. RF25747	2	Acc. F990B28A000	10
Acc. RF25757	2	Acc. F990B27A000	14
Acc. RF25750	3	Acc. F990B29A000	18
Acc. F990B21A000	3		

Tau L 1054



Sorgente a LED inclusa.
 Connettore a vite alle estremità
 del tubo. Alimentazione
 elettrica remota 24Vdc e
 cavi di alimentazione singolo
 o in sequenza da ordinare
 separatamente.
 Diffusore policarbonato
 trasparente.
 Dimmerabile.

LED light source included.
 Screw connector at the tube's
 end. 24V dc remote electric
 power supply and individual
 or series feeding cables, to be
 ordered separately.
 Transparent polycarbonate
 diffuser.
 Adjustable light intensity.

Low - Power Led: 10W - 840 lm ≠ OUTPUT 768 lm - 2700K/CRI 80 - 24Vdc / 10W - 840 lm ≠ OUTPUT 768 lm - 3000K/CRI 80 - 24Vdc / 10W - 840 lm ≠ OUTPUT 768 lm - 4000K/CRI 80 - 24Vdc

2700K

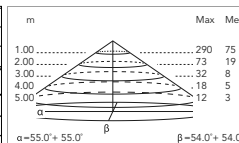
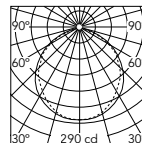
FA523243

3000K

FA523043

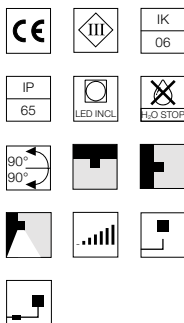
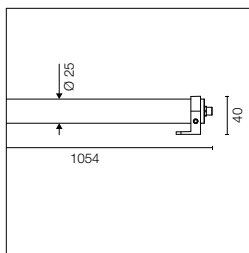
4000K

FA523042.A



@ 4000K

Tau Opal L 1054



Sorgente a LED inclusa.
 Connettore a vite alle estremità
 del tubo. Alimentazione
 elettrica remota 24Vdc e
 cavi di alimentazione singolo
 o in sequenza da ordinare
 separatamente.
 Diffusore policarbonato opale.
 Dimmerabile.

LED light source included.
 Screw connector at the tube's
 end. 24V dc remote electric
 power supply and individual
 or series feeding cables, to be
 ordered separately.
 Opal polycarbonate diffuser.
 Adjustable light intensity.

Low - Power Led: 10W - 840 lm ≠ OUTPUT 393 lm - 2700K/CRI 80 - 24Vdc / 10W - 840 lm ≠ OUTPUT 393 lm - 3000K/CRI 80 - 24Vdc / 10W - 840 lm ≠ OUTPUT 393 lm - 4000K/CRI 80 - 24Vdc

2700K

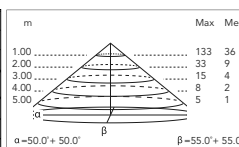
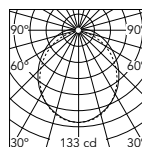
FA523253

3000K

FA523053

4000K

FA523052.A



@ 4000K

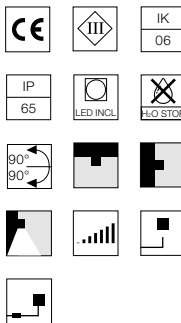
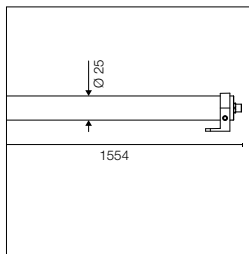
* Numero massimo di apparecchi per alimentatore / Maximum number of luminaires per power supply.

Numero massimo di apparecchi per alimentatore (Vin220÷240). Dati indicativi da verificare con le specifiche condizioni di installazione.

Maximum number of luminaires per power supply. (220÷240 V). These data must be checked taking into account the specific installation conditions.

Acc. RF25750	1	Acc. F990B28A000	5
Acc. F990B21A000	1	Acc. F990B27A000	7
Acc. RF26387.A	1	Acc. F990B29A000	9
Acc. RF25752	2		

Tau L 1554



Sorgente a LED inclusa.
 Connettore a vite alle estremità del tubo. Alimentazione elettrica remota 24Vdc e cavi di alimentazione singolo o in sequenza da ordinare separatamente.
 Diffusore policarbonato trasparente.
 Dimmerabile.

LED light source included.
 Screw connector at the tube's end. 24V dc remote electric power supply and individual or series feeding cables, to be ordered separately.
 Transparent polycarbonate diffuser.
 Adjustable light intensity.

Low - Power Led: 15W - 1260 lm ≠ OUTPUT 1152 lm - 2700K/CRI 80 - 24Vdc / 15W - 1260 lm ≠ OUTPUT 1152 lm - 3000K/CRI 80 - 24Vdc / 15W - 41260 lm ≠ OUTPUT 1152 lm - 4000K/CRI 80 - 24Vdc

2700K

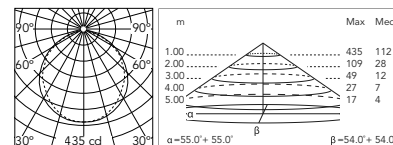
FA523263

3000K

FA523063

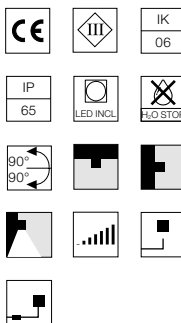
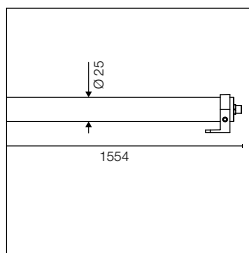
4000K

FA523062.A



@ 4000K

Tau Opal L 1554



Sorgente a LED inclusa.
 Connettore a vite alle estremità del tubo. Alimentazione elettrica remota 24Vdc e cavi di alimentazione singolo o in sequenza da ordinare separatamente.
 Diffusore policarbonato opale.
 Dimmerabile.

LED light source included.
 Screw connector at the tube's end. 24V dc remote electric power supply and individual or series feeding cables, to be ordered separately.
 Opal polycarbonate diffuser.
 Adjustable light intensity.

Low - Power Led: 15W - 1260 lm ≠ OUTPUT 589 lm - 2700K/CRI 80 - 24Vdc / 15W - 1260 lm ≠ OUTPUT 589 lm - 3000K/CRI 80 - 24Vdc / 15W - 41260 lm ≠ OUTPUT 589 lm - 4000K/CRI 80 - 24Vdc

2700K

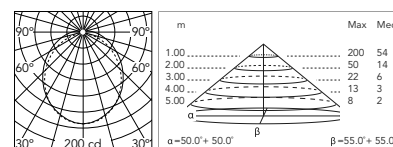
FA523273

3000K

FA523073

4000K

FA523072.A



@ 4000K


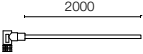

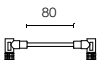

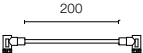
* Numero massimo di apparecchi per alimentatore / Maximum number of luminaires per power supply.

Numero massimo di apparecchi per alimentatore (Vin220÷240). Dati indicativi da verificare con le specifiche condizioni di installazione.


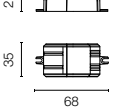

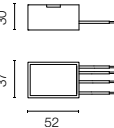

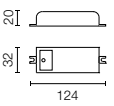

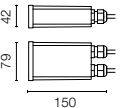



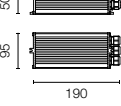

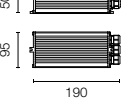

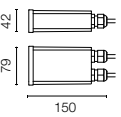

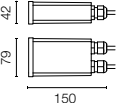
Maximum number of luminaires per power supply. (220÷240 V). These data must be checked taking into account the specific installation conditions.

Acc. RF25750	1	Acc. F990B28A000	3
Acc. F990B21A000	1	Acc. F990B27A000	4
Acc. RF26387.A	1	Acc. F990B29A000	6
Acc. RF25752	1		

Tau: Accessori / Accessories

Cavo di alimentazione L.2000mm. Connettore singolo.	Supply cable L.2000mm Single connector.	FA172		
Cavo di alimentazione L.80mm. Connettore doppio.	Supply cable L.80mm Double connector.	FA173		
Cavo di alimentazione L.200mm. Connettore doppio.	Supply cable L.200mm Double connector.	FA174		

Tau: Driver / Drivers

Alimentatore doppia funzione Vout 24Vdc: 8W/100÷240V Iout 350ma: 6x1W/100÷240V IP20 Classe II Selv Eq.	Power supply dual function Vout 24Vdc: 8W/100÷240V Iout 350ma: 6x1W/100÷240V IP20 Class II Selv Eq.	Tau L 554 *RF25754		
Alimentatore 24V 8W / 110-240V IP65 Classe II selv.	Power supply 24V 8W / 110-240V IP65 Class II selv.	Tau L 554 *RF25748		
Alimentatore 24V 10W / 110-240V IP20 Classe II selv.	Power supply 24V 10W / 110-240V IP20 Class II selv.	Tau L 554 *RF25747		
Alimentatore 24V 10W / 110-240V IP67 Classe II selv.	Power supply 24V 10W / 110-240V IP67 Class II selv.	Tau L 554 *RF25757		
Alimentatore per installazione remota 24Vdc 17W / 110-240V (15W@110V) IP20 Classe II selv.	Power supply for remote installation 24Vdc 17W / 110-240V (15W@110V) IP20 Class II selv.	*RF25750 Dimmable Push-Dim Or 1-10V See Wiring Diagram n.4. Page 854.		
Alimentatore 17W/110÷240V - 24Vdc (15W@110V) IP67 Classe II Selv.	Power supply 17W/110÷240V - 24Vdc (15W@110V) IP67 Class II Selv.	*F990B21A000 Dimmable Push-Dim Or 1-10V See Wiring Diagram n.4. Page 854.		
Alimentatore per installazione remota 24Vdc 20W / 110-240Vdc (15W@110V) IP67 Classe II selv.	Power supply for remote installation 24Vdc 20W / 110-240Vdc (15W@110V) IP67 Class II selv.	*RF26387.A Dimmable DALI See Wiring Diagram n.4. Page 854.		
Alimentatore per installazione remota 24Vdc 20W / 220-240V IP67 Classe II selv.	Power supply for remote installation 24Vdc 20W / 220-240V IP67 Class II selv.	*RF25752		
Alimentatore 24Vdc 35W / 120-270V IP67 Classe II selv.	Power supply 24Vdc 35W / 120-270V IP67 Class II selv.	F990B23AZ00		

Tau: Driver / Drivers

Alimentatore per installazione remota 24Vdc 50W / 120-240V IP67 Classe II selv.

Power supply for remote installation 24Vdc 50W / 120-240V IP67 Class II selv.

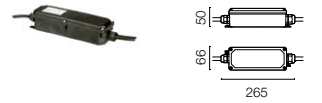
*F990B28A000



Alimentatore per installazione remota 24Vdc 70W / 220-240V IP67 Classe II selv.

Power supply for remote installation 24Vdc 70W / 220-240V IP67 Class II selv.

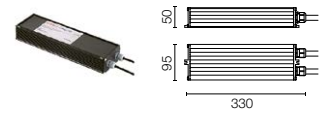
*F990B27A000



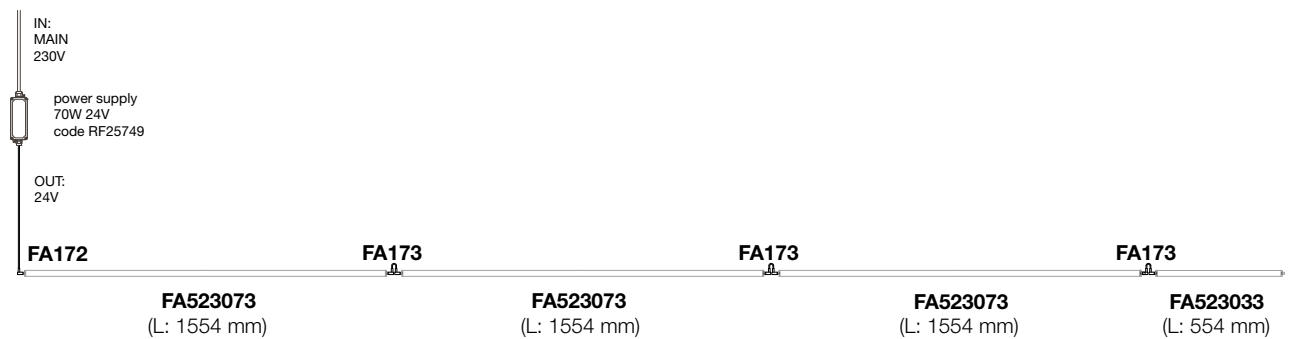
Alimentatore per installazione remota 24Vdc 96W / 120-240V IP67 Classe II selv.

Power supply for remote installation 24Vdc 96W / 120-240V IP67 Class II selv.

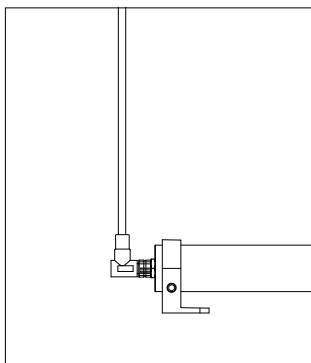
*F990B29A000



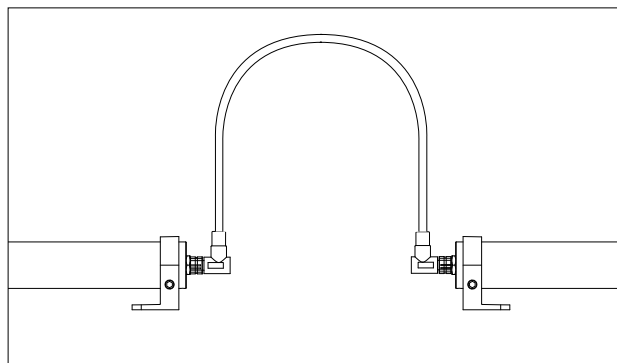
Esempio di configurazione / Example of configuration



Massima lunghezza in fila continua 5mt / Max length in continuous 5mt



Acc. FA172



Acc. FA173

Cielo



Cielo





Famiglia / Family

Cielo L 645



Power Led

up to 16W
up to 1222 lm - 2700K/CRI 80
up to 1314 lm - 3000K/CRI 80
up to 1423 lm - 4000K/CRI 80

* Net lumen output

2200K available on request.

Cielo L 1245



Power Led

up to 32W
up to 2444 lm - 2700K/CRI 80
up to 2628 lm - 3000K/CRI 80
up to 2847 lm - 4000K/CRI 80

* Net lumen output

2200K available on request.

Cielo Opal L 645 RGB



RGB - Power Led

up to 26W

* Net lumen output

Cielo Opal L 1245 RGB



RGB - Power Led

up to 48W

* Net lumen output

Colori / Colours



06 Grey

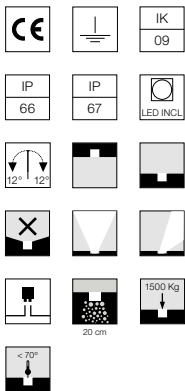
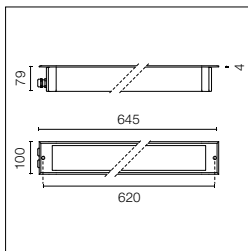


33 Anthracite

Descrizione / Description

Apparecchio lineare da incasso a terra calpestabile, installabile anche a parete e a soffitto con cassaforma dedicata, o in controsoffitto con apposito telaio. Corpo in estruso in alluminio con doppia testata di chiusura in alluminio pressofuso lega EN AB 47100 (a basso contenuto di rame). Diffusore in vetro temprato spessore 8mm, trasparente o sabbiato, con bordo serigrafato fissato attraverso un sistema di incollaggio robotizzato. L'apparecchio è cablato con due pressacavi M20 in materiale plastico posizionati ad un estremo per il collegamento al modulo elettrico, fissato su una piastra estraibile; l'ottica basculante sull'asse verticale garantisce maggiore flessibilità di puntamento. Completano la gamma le versioni RGB per la creazione di scenografie luminose colorate; nelle versioni RGB l'apparecchio è dotato di due spezzoni di cavo per una facile connessione. L'installazione richiede una cassaforma da incasso da ordinare separatamente. È necessario garantire un livello adeguato di materiale drenante sotto la cassaforma o fornire un sistema di scarico per evitare il ristagno di acqua. Per garantire la tenuta del pressacavo è necessario utilizzare cavi elettrici flessibili idonei all'impiego in ambienti esterni.

Linear ground-recessed walkable luminaire. It can also be wall or ceiling mounted with a specific junction box and in a false ceiling with a specific structure. Extruded aluminum body with EN AB-47100 die cast aluminum double header (with low copper content). 8mm thick tempered glass diffuser, transparent or frosted, with silkscreen edge and attached with a robotic gluing system. The luminaire is cabled with two M20 plastic cable guides. Set at one of the ends, they connect the luminaire with the electric module fixed on a removable panel. The tilting spotlight on the vertical axis facilitates the direction of the light beam. To complete the series, there's also the RGB version which allows the creation of colored light sceneries. In this version, the luminaire has two cable indicators for an easier connection. The installation requires a specific box that needs to be ordered separately. To avoid water stagnation, the bottom part of said box needs to be isolated with a layer of draining material or another drain system. To ensure the preservation of the cable guide it's recommended to use flexible electric cables suitable for exterior use.



Sorgente a LED inclusa.
Alimentazione elettrica 220-240V ON/ OFF e dimmerabile 1-10V o DALI integrata.
Orientabilità asse verticale: max 12°. Necessaria cassaforma da incasso o telaio per cartongesso da ordinare separatamente.
Dotato di due pressacavi M20 in materiale plastico (cavi 6<math>< \phi</math><math>< 12\text{mm}</math>) per il collegamento al modulo elettrico per connessione a tenuta stagna.
Vetro trasparente extrachiaro.

LED source included. Integrated power supply 220-240V ON/ OFF and dimmable 1-10V or DALI. Adjustment on the vertical axis: max. 12°. The necessary junction box or the structure for plasterboard installation need to be ordered separately. With two M20 cable guides (6<math>< \phi</math><math>< 12\text{mm}</math> cables) for the connection to the watertight electrical module. Extraclear transparent glass.

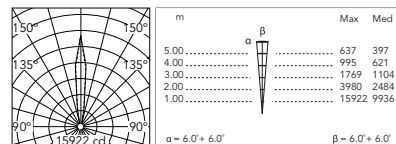
2200K disponibile su richiesta.

2200K available on request.

Optic Spot 10°

Power Led: 16W - 1339 lm \neq OUTPUT 1222 lm - 2700K/CRI 80 - 220÷240V / 16W - 1440 lm \neq OUTPUT 1314 lm - 3000K/CRI 80 - 220÷240V / 16W - 1560 lm \neq OUTPUT 1423 lm - 4000K/CRI 80 - 220÷240V

<p>2700K</p> <p>Non Dimmable</p> <ul style="list-style-type: none"> ● FA94851206 ● FA94851233 <p>1-10V</p> <ul style="list-style-type: none"> ● FA94851206-310 ● FA94851233-310 <p>Dali</p> <ul style="list-style-type: none"> ● FA94851206-300 ● FA94851233-300 	<p>3000K</p> <p>Non Dimmable</p> <ul style="list-style-type: none"> ● FA94831206 ● FA94831233 <p>1-10V</p> <ul style="list-style-type: none"> ● FA94831206-310 ● FA94831233-310 <p>Dali</p> <ul style="list-style-type: none"> ● FA94831206-300 ● FA94831233-300 	<p>4000K</p> <p>Non Dimmable</p> <ul style="list-style-type: none"> ● FA941861206 ● FA941861233 <p>1-10V</p> <ul style="list-style-type: none"> ● FA941861206-310 ● FA941861233-310 <p>Dali</p> <ul style="list-style-type: none"> ● FA941861206-300 ● FA941861233-300
-------------------------------------------------------------------------------------------------------------------------------------------------------------------------------------------------------------------------------------------------------------------------------------------------------------------------------------------------	-------------------------------------------------------------------------------------------------------------------------------------------------------------------------------------------------------------------------------------------------------------------------------------------------------------------------------------------------	-------------------------------------------------------------------------------------------------------------------------------------------------------------------------------------------------------------------------------------------------------------------------------------------------------------------------------------------------------

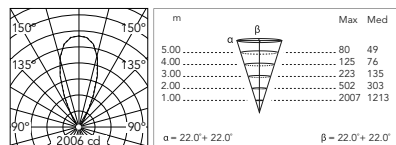


@ 4000K

Optic Medium 45°

Power Led: 16W - 1339 lm \neq OUTPUT 1071 lm - 2700K/CRI 80 - 220÷240V / 16W - 1440 lm \neq OUTPUT 1152 lm - 3000K/CRI 80 - 220÷240V / 16W - 1560 lm \neq OUTPUT 1248 lm - 4000K/CRI 80 - 220÷240V

<p>2700K</p> <p>Non Dimmable</p> <ul style="list-style-type: none"> ● FA94851306 ● FA94851333 <p>1-10V</p> <ul style="list-style-type: none"> ● FA94851306-310 ● FA94851333-310 <p>Dali</p> <ul style="list-style-type: none"> ● FA94851306-300 ● FA94851333-300 	<p>3000K</p> <p>Non Dimmable</p> <ul style="list-style-type: none"> ● FA94831306 ● FA94831333 <p>1-10V</p> <ul style="list-style-type: none"> ● FA94831306-310 ● FA94831333-310 <p>Dali</p> <ul style="list-style-type: none"> ● FA94831306-300 ● FA94831333-300 	<p>4000K</p> <p>Non Dimmable</p> <ul style="list-style-type: none"> ● FA941861306 ● FA941861333 <p>1-10V</p> <ul style="list-style-type: none"> ● FA941861306-310 ● FA941861333-310 <p>Dali</p> <ul style="list-style-type: none"> ● FA941861306-300 ● FA941861333-300
-------------------------------------------------------------------------------------------------------------------------------------------------------------------------------------------------------------------------------------------------------------------------------------------------------------------------------------------------	-------------------------------------------------------------------------------------------------------------------------------------------------------------------------------------------------------------------------------------------------------------------------------------------------------------------------------------------------	-------------------------------------------------------------------------------------------------------------------------------------------------------------------------------------------------------------------------------------------------------------------------------------------------------------------------------------------------------

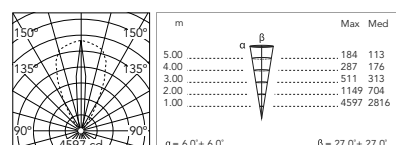


@ 4000K

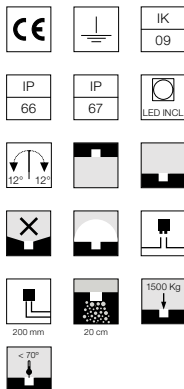
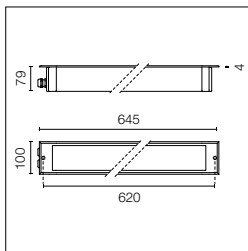

Elliptical Optic - 12°+ 54°

Power Led: 16W - 1339 lm \neq OUTPUT 1074 lm - 2700K/CRI 80 - 220÷240V / 16W - 1440 lm \neq OUTPUT 1155 lm - 3000K/CRI 80 - 220÷240V / 16W - 1560 lm \neq OUTPUT 1251 lm - 4000K/CRI 80 - 220÷240V

<p>2700K</p> <p>Non Dimmable</p> <ul style="list-style-type: none"> ● FA948513106 ● FA948513133 <p>1-10V</p> <ul style="list-style-type: none"> ● FA948513106-310 ● FA948513133-310 <p>Dali</p> <ul style="list-style-type: none"> ● FA948513106-300 ● FA948513133-300 	<p>3000K</p> <p>Non Dimmable</p> <ul style="list-style-type: none"> ● FA948313106 ● FA948313133 <p>1-10V</p> <ul style="list-style-type: none"> ● FA948313106-310 ● FA948313133-310 <p>Dali</p> <ul style="list-style-type: none"> ● FA948313106-300 ● FA948313133-300 	<p>4000K</p> <p>Non Dimmable</p> <ul style="list-style-type: none"> ● FA9418613106 ● FA9418613133 <p>1-10V</p> <ul style="list-style-type: none"> ● FA9418613106-310 ● FA9418613133-310 <p>Dali</p> <ul style="list-style-type: none"> ● FA9418613106-300 ● FA9418613133-300
-------------------------------------------------------------------------------------------------------------------------------------------------------------------------------------------------------------------------------------------------------------------------------------------------------------------------------------------------------	-------------------------------------------------------------------------------------------------------------------------------------------------------------------------------------------------------------------------------------------------------------------------------------------------------------------------------------------------------	-------------------------------------------------------------------------------------------------------------------------------------------------------------------------------------------------------------------------------------------------------------------------------------------------------------------------------------------------------------



@ 4000K



Sorgente RGB a LED inclusa. Alimentazione elettrica 220-240V con interfaccia DMX-RDM integrata. Orientabilità asse verticale: max 12°. Necessaria cassaforma da incasso o telaio per cartongesso da ordinare separatamente. Dotato di due spezzoni di cavo uscente in neoprene 200 mm e kit con connettori crimp e guaina termorestringente adesiva per connessione a tenuta stagna. Vetro sabbiato.

RGB LED source included. Electrical power supply 220-240V with integrated DMX-RDM interface. Adjustment on the vertical axis: max. 12°. The necessary junction box or the structure for plasterboard installation need to be ordered separately. Equipped with two 200mm protruding sections of neoprene cable and a kit with crimpable connectors and adhesive heat-shrinkable sleeves that guarantee the tightness of the connection. Frosted glass.

RGB Power Led: 26W - 220÷240V

RGB

- FA941871306
- FA941871333

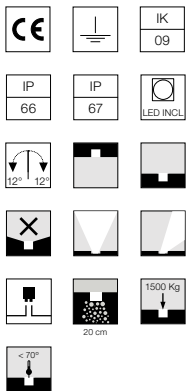
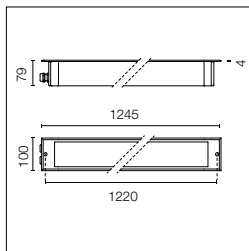
Photometric data on request.

Schema elettrico e installazione sistema RGB.

Vedere Schema Elettrico n.8 Page 877.

Wiring diagram and installation scheme RGB.

See Wiring Diagram n.8 Page 877.



Sorgente a LED inclusa.
 Alimentazione elettrica 220-240V ON/ OFF e dimmerabile 1-10V o DALI integrata.
 Orientabilità asse verticale: max 12°. Necessaria cassaforma da incasso o telaio per cartongesso da ordinare separatamente.
 Dotato di due pressacavi M20 in materiale plastico (cavi 6\times6\times12mm) per il collegamento al modulo elettrico per connessione a tenuta stagna.
 Vetro trasparente extrachiaro.

LED source included. Integrated power supply 220-240V ON/ OFF and dimmable 1-10V or DALI. Adjustment on the vertical axis: max. 12°. The necessary junction box or the structure for plasterboard installation need to be ordered separately. With two M20 cable guides (6\times6\times12mm cables) for the connection to the watertight electrical module. Extraclear transparent glass.

2200K disponibile su richiesta.

2200K available on request.

Optic Spot 10°

Power Led: 32W - 2678 lm \neq OUTPUT 2444 lm - 2700K/CRI 80 - 220÷240V / 32W - 2880 lm \neq OUTPUT 2628 lm - 3000K/CRI 80 - 220÷240V / 32W - 3120 lm \neq OUTPUT 2847 lm - 4000K/CRI 80 - 220÷240V

2700K

Non Dimmable

- FA94861206
- FA94861233
- 1-10V
- FA94861206-310
- FA94861233-310
- Dali
- FA94861206-300
- FA94861233-300

3000K

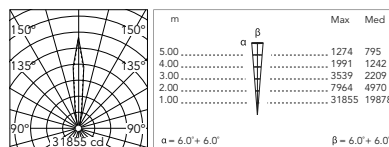
Non Dimmable

- FA94801206
- FA94801233
- 1-10V
- FA94801206-310
- FA94801233-310
- Dali
- FA94801206-300
- FA94801233-300

4000K

Non Dimmable

- FA941881206
- FA941881233
- 1-10V
- FA941881206-310
- FA941881233-310
- Dali
- FA941881206-300
- FA941881233-300



@ 4000K

Optic Medium 45°

Power Led: 32W - 2678 lm \neq OUTPUT 2142 lm - 2700K/CRI 80 - 220÷240V / 32W - 2880 lm \neq OUTPUT 2303 lm - 3000K/CRI 80 - 220÷240V / 32W - 3120 lm \neq OUTPUT 2495 lm - 4000K/CRI 80 - 220÷240V

2700K

Non Dimmable

- FA94861306
- FA94861333
- 1-10V
- FA94861306-310
- FA94861333-310
- Dali
- FA94861306-300
- FA94861333-300

3000K

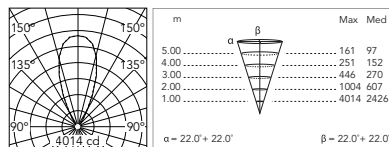
Non Dimmable

- FA94801306
- FA94801333
- 1-10V
- FA94801306-310
- FA94801333-310
- Dali
- FA94801306-300
- FA94801333-300

4000K

Non Dimmable

- FA941881306
- FA941881333
- 1-10V
- FA941881306-310
- FA941881333-310
- Dali
- FA941881306-300
- FA941881333-300



@ 4000K

Elliptical Optic - 12°+ 54°

Power Led: 32W - 2678 lm \neq OUTPUT 2148 lm - 2700K/CRI 80 - 220÷240V / 32W - 2880 lm \neq OUTPUT 2310 lm - 3000K/CRI 80 - 220÷240V / 32W - 3120 lm \neq OUTPUT 2503 lm - 4000K/CRI 80 - 220÷240V

2700K

Non Dimmable

- FA948613106
- FA948613133
- 1-10V
- FA948613106-310
- FA948613133-310
- Dali
- FA948613106-300
- FA948613133-300

3000K

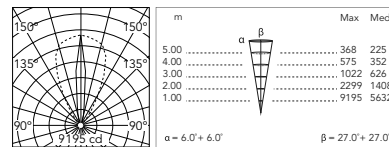
Non Dimmable

- FA948013106
- FA948013133
- 1-10V
- FA948013106-310
- FA948013133-310
- Dali
- FA948013106-300
- FA948013133-300

4000K

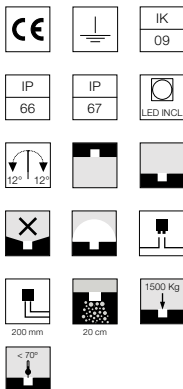
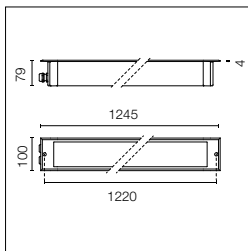

Non Dimmable

- FA9418813106
- FA9418813133
- 1-10V
- FA9418813106-310
- FA9418813133-310
- Dali
- FA9418813106-300
- FA9418813133-300



@ 4000K

Cielo Opal L 1245 RGB



Sorgente RGB a LED inclusa. Alimentazione elettrica 220-240V con interfaccia DMX-RDM integrata. Orientabilità asse verticale: max 12°. Necessaria cassaforma da incasso o telaio per cartongesso da ordinare separatamente. Dotato di due spezzoni di cavo uscente in neoprene 200 mm e kit con connettori crimp e guaina termorestringente adesiva per connessione a tenuta stagna. Vetro sabbato.

RGB LED source included. Electrical power supply 220-240V with integrated DMX-RDM interface. Adjustment on the vertical axis: max. 12°. The necessary junction box or the structure for plasterboard installation need to be ordered separately. Equipped with two 200mm protruding sections of neoprene cable and a kit with crimpable connectors and adhesive heat-shrinkable sleeves that guarantee the tightness of the connection. Frosted glass.

RGB Power Led: 48W - 220÷240V

RGB

- FA941891306
- FA941891333

Photometric data on request.

Schema elettrico e installazione sistema RGB.

Vedere Schema Elettrico n.8
Page 877.


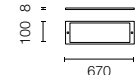
Wiring diagram and installation scheme RGB.


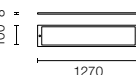
See Wiring Diagram n.8
Page 877.

Cielo: Accessori / Accessories

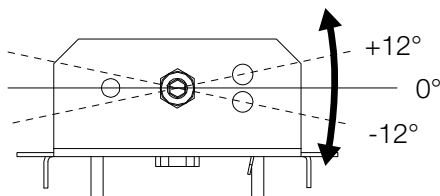
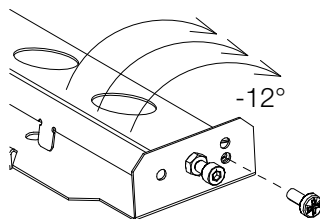
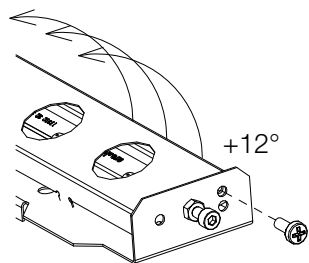
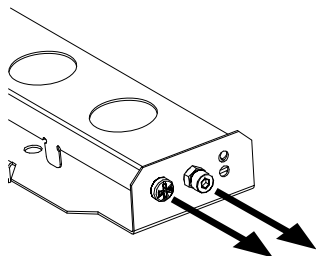
Scatola per incasso.	Box for installation.	Cielo L 645 FA71		 95  825±2mm
----------------------	-----------------------	---------------------	-------------------------------------------------------------------------------------	---------------------------------------------------------------------------------------------------------------------------------------------------------------------------------------

Scatola per incasso.	Box for installation.	Cielo L 1245 FA72		 95  1425±2mm
----------------------	-----------------------	----------------------	-------------------------------------------------------------------------------------	----------------------------------------------------------------------------------------------------------------------------------------------------------------------------------------

Telaio per controsoffitto.	Frame for recessed installation in the ceiling	Cielo L 645 FA81		 100 670
----------------------------	------------------------------------------------	---------------------	-------------------------------------------------------------------------------------	------------------------------------------------------------------------------------------------

Telaio per controsoffitto.	Frame for recessed installation in the ceiling	Cielo L 1245 FA82		 100 1270
----------------------------	------------------------------------------------	----------------------	-------------------------------------------------------------------------------------	-------------------------------------------------------------------------------------------------

Adjustability LED

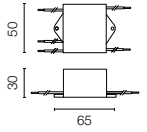


Cielo: Accessori / Accessories

Dispositivo di protezione per il sovraccarico. 275 Vac. Corrente massima di scarica 10KA (8/29us). Massima corrente operativa 5A. Adatto per la connessione in serie. IP66.

Surge protection device. 275Vac. Maximum discharge current 10KA (8/20us). Maximum operating current 5A. Suitable for series connection. IP66.

F990E00A000

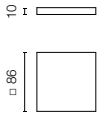


Cielo RGB: Accessori / Accessories

Controller DMX a parete per scatole ad incasso (60mm interasse fori).

DMX controller; dimmer switch for recessed box (60mm hole centres).

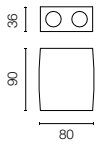
F990B10A000



Controller DMX stand-alone/interfaccia pc.

DMX controller; stand-alone/pc interface.

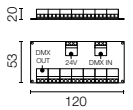
F990B11A000



DMX splitter 512 - dispositivo elettronico per rigenerare segnale dmx monodirezionale 1 Input e 7 output, 12-24Vdc. Alimentatore non incluso.

DMX splitter 512 - electronic device to regenerate the monidirectional DMX signal 1 Input and 7 output, 12-24Vdc. Power supply not included.

F990B13A000




Cavo DMX schermato con impedenza costante 110 Ohm.

DMX cable - shielded twisted pair with 110 Ohm constant impedance.

F990B12A000



Eclipse



Eclipse





Famiglia / Family

Eclipse



Mid-Power Led

up to 10W
up to 387 lm - 2700K/CRI 80
up to 416 lm - 3000K/CRI 80
up to 437 lm - 4000K/CRI 80
* Net lumen output

Mid-Power Led

up to 7,5W
up to 387 lm - 2700K/CRI 80
up to 416 lm - 3000K/CRI 80
up to 437 lm - 4000K/CRI 80
* Net lumen output

Eclipse Mini



Low-Power Led

up to 1,8W
up to 45 lm - 2700K/CRI 80
up to 51 lm - 3000K/CRI 80
up to 55 lm - 4000K/CRI 80
* Net lumen output
[2200K available on request.](#)

Colori / Colours



01 White



06 Grey



12 Forest Green



18 Deep Brown



30 Black



33 Anthracite

Descrizione / Description

Famiglia di apparecchi di illuminazione segnapasso a parete con sorgente luminosa a LED, caratterizzati dal ridotto spessore e dalla forma circolare declinata in due dimensioni. Disponibili in differenti finiture con rivestimento a doppio strato di polveri e sottoposte a trattamento di conversione chimica superficiale per una elevata resistenza alla corrosione. Le viterie di fissaggio sono in acciaio inox AISI 316L.

Eclipse

Apparecchio circolare di diametro maggiore per installazione a parete. Disponibile in versione con alimentatore incorporato e versione con alimentatore remoto a 24Vdc da ordinare separatamente. Corpo dell'apparecchio in alluminio pressofuso lega EN AB 47100 (a basso contenuto di rame e diffusore in policarbonato trasparente sagomato). L'apparecchio è dotato di uno spezzone di cavo in neoprene per una facile connessione. Fissaggio diretto sulla superficie mediante la staffa in acciaio inox inclusa.

Eclipse Mini

Apparecchio circolare di diametro minore per installazione a parete. Corpo dell'apparecchio in alluminio pressofuso lega EN AB 47100 (a basso contenuto di rame e diffusore in policarbonato trasparente sagomato). Schermo riflettente in alluminio satinato applicato mediante biadesivo in dotazione. L'apparecchio è dotato di uno spezzone di cavo in neoprene per una facile connessione.

Apparecchio in 24V dc, necessita di alimentatore remoto da ordinare separatamente. Fissaggio diretto sulla superficie o mediante scatola da incasso da ordinare separatamente, compatibile con scatola elettrica 3 moduli 503, in cui è possibile anche alloggiare l'alimentatore remoto 24Vdc.

Family of wall mounted path lights with LED source. Defined by their reduced thickness and round shape. They're available in two dimensions and different finishes, with double-layered powder coating and chemical conversion surface treatment to ensure high corrosion resistance. The fixing screws are made of stainless steel AISI 316L.

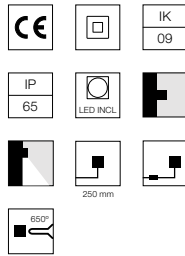
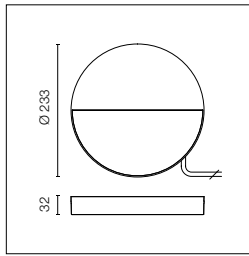
Eclipse

Big round luminaire for wall mounting. Available with integrated power supply or remote 24V dc power supply that needs to be ordered separately. EN AB-47100 die cast aluminum body (with low copper content) and transparent profiled polycarbonate diffuser. It's completed with a neoprene cable section to ease the connection. Direct attachment on the surface with an included stainless steel bracket.

Eclipse Mini

Small round luminaire for wall mounting. EN AB-47100 die cast aluminum body (with low copper content) and transparent profiled polycarbonate diffuser. It's completed with a neoprene cable section to ease the connection. The 24V dc luminaire needs a remote power supply that needs to be ordered separately. Direct attachment on the surface or with a recessed box that needs to be ordered separately. Compatible with the three-module electrical junction box, model 503, where the remote 24V dc power supply can be installed.

Eclipse



Eclipse 230V
Sorgente a LED inclusa.
Alimentazione elettrica 220-240V ON/ OFF. Dotato di spezzone di cavo uscente in neoprene 200 mm e kit con connettori crimp e guaina termorestringente adesiva per connessione a tenuta stagna.

Eclipse 230V
LED source included. Electrical power supply 220-240 ON/ OFF. Equipped with a 200mm protruding section of neoprene cable and a kit with crimpable connectors and adhesive heat-shrinkable sleeves that guarantee the tightness of the connection.

Mid - Power Led: 10W - 739 lm ≠ OUTPUT 387 lm - 2700K/CRI 80 - 220±240V / 10W - 795 lm ≠ OUTPUT 416 lm - 3000K/CRI 80 - 220±240V / 10W - 835 lm ≠ OUTPUT 437 lm - 4000K/CRI 80 - 220±240V

2700K

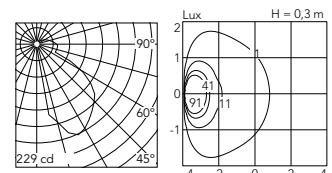
- FA54200701
- FA54200706
- FA54200712
- FA54200718
- FA54200730
- FA54200733

3000K

- FA54200301
- FA54200306
- FA54200312
- FA54200318
- FA54200330
- FA54200333

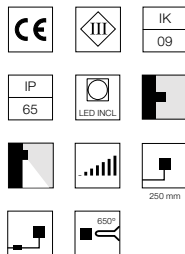
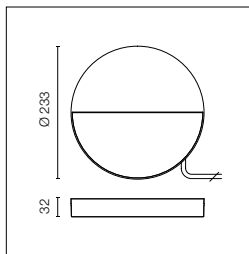
4000K

- FA54200201
- FA54200206
- FA54200212
- FA54200218
- FA54200230
- FA54200233



@ 4000K

Eclipse



Sorgente a LED inclusa.
Alimentazione elettrica remota 24V dc da ordinare separatamente. Dotato di spezzone di cavo uscente in neoprene 300 mm e kit con connettori crimp e guaina termorestringente adesiva per connessione a tenuta stagna. Dimmerabile.

LED source included. Remote electrical power supply 24V dc to be ordered separately. Equipped with a 300mm protruding section of neoprene cable and a kit with crimpable connectors and adhesive heat-shrinkable sleeves that guarantee the tightness of the connection. Dimmable.

Mid - Power Led: 7,5W - 739 lm ≠ OUTPUT 387 lm - 2700K/CRI 80 - 24Vdc / 7,5W - 795 lm ≠ OUTPUT 416 lm - 3000K/CRI 80 - 24Vdc / 7,5W - 835 lm ≠ OUTPUT 437 lm - 4000K/CRI 80 - 24Vdc

2700K

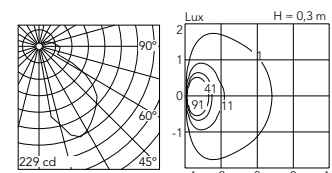
- FA54200901
- FA54200906
- FA54200912
- FA54200918
- FA54200930
- FA54200933

3000K

- FA54200601
- FA54200606
- FA54200612
- FA54200618
- FA54200630
- FA54200633

4000K

- FA54200501
- FA54200506
- FA54200512
- FA54200518
- FA54200530
- FA54200533



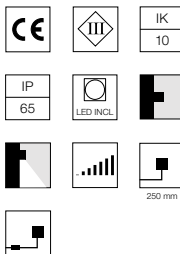
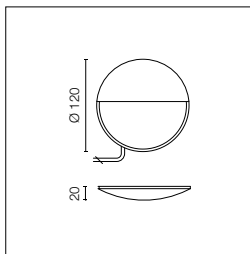
@ 4000K

* Numero massimo di apparecchi per alimentatore / Maximum number of luminaires per power supply.

Numero massimo di apparecchi per alimentatore (Vin220±240). Dati indicativi da verificare con le specifiche condizioni di installazione.

Maximum number of luminaires per power supply. (220±240 V). These data must be checked taking into account the specific installation conditions.

Acc. RF25747	1	Acc. RF25752	2
Acc. RF25757	1	Acc. F990B28A000	6
Acc. RF25750	2	Acc. F990B27A000	9
Acc. F990B21A000	2	Acc. F990B29A000	12
Acc. RF26387.A	2		



Sorgente a LED inclusa. Completo di schermo riflettente. Alimentazione elettrica remota 24V dc da ordinare separatamente. Cassaforma opzionale da ordinare separatamente (scatola elettrica 3 moduli 503). Dotato di spezzone di cavo uscente in neoprene 250 mm e kit con connettori crimp e guaina termorestringente adesiva per connessione a tenuta stagna. Dimmerabile.

LED source included. Completed with a reflective screen. Remote electrical power supply 24V dc to be ordered separately. Optional electrical junction box (three modules, model 503) to be ordered separately. Equipped with a 250 mm protruding section of neoprene cable and a kit with crimpable connectors and adhesive heat-shrinkable sleeves that guarantee the tightness of the connection. Dimmable.

2200K disponibile su richiesta.

2200K available on request.

Low - Power Led: 1,8W - 187 lm ≠ OUTPUT 45 lm - 2700K/CRI 80 - 24Vdc / 1,8W - 212 lm ≠ OUTPUT 51 lm - 3000K/CRI 80 - 24Vdc / 1,8W - 227 lm ≠ OUTPUT 55 lm - 4000K/CRI 80 - 24Vdc

2700K

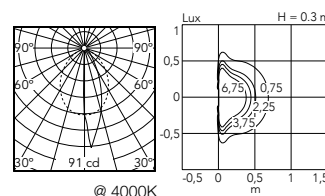
- FA52600501.A
- FA52600506.A
- FA52600512.A
- FA52600518.A
- FA52600530.A
- FA52600533.A

3000K

- FA52600301.A
- FA52600306.A
- FA52600312.A
- FA52600318.A
- FA52600330.A
- FA52600333.A

4000K

- FA52600201.A
- FA52600206.A
- FA52600212.A
- FA52600218.A
- FA52600230.A
- FA52600233.A



* Numero massimo di apparecchi per alimentatore / Maximum number of luminaires per power supply.

Numero massimo di apparecchi per alimentatore (Vin220÷240). Dati indicativi da verificare con le specifiche condizioni di installazione.

Maximum number of luminaires per power supply. (220÷240 V). These data must be checked taking into account the specific installation conditions.

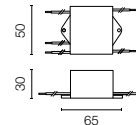
Acc. RF25754	3	Acc. RF26387.A	9
Acc. RF25748	3	Acc. RF25752	9
Acc. RF25747	5	Acc. F990B28A000	25
Acc. RF25757	5	Acc. F990B27A000	30
Acc. RF25750	8	Acc. F990B29A000	45
Acc. F990B21A000	8		

Eclipse: Accessori / Accessories

Dispositivo di protezione per il sovraccarico. 275Vac. Corrente massima di scarica 10KA (8/29µs). Massima corrente operativa 5A. Adatto per la connessione in serie. IP66.

Surge protection device. 275Vac. Maximum discharge current 10KA (8/20µs). Maximum operating current 5A. Suitable for series connection. IP66.

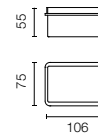
Eclipse
F990E00A000



Scatola di derivazione da incasso 3 moduli (modello 503)

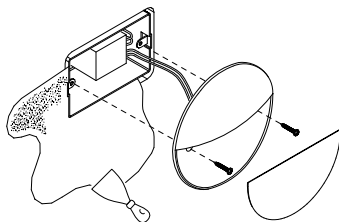
Recessed 3-module junction box (model 503)

Eclipse Mini
F990H010000



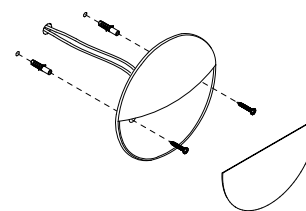
Recessed installation Eclipse Mini

Opzionale:
Alimentatore art. RF25748.



Wall installation Eclipse Mini

Optional:
Power supply code RF25748.




Eclipse: Driver/ Drivers

Alimentatore 24V 10W / 110-240V IP20 Classe II selv.	Power supply 24V 10W /110-240V IP20 Class II selv.	*RF25747		
Alimentatore 24V 10W / 110-240V IP67 Classe II selv.	Power supply 24V 10W / 110-240V IP67 Class II selv.	*RF25757		
Alimentatore per installazione remota 24Vdc 17W / 110-240V (15W@110V) IP20 Classe II selv.	Power supply for remote installation 24Vdc 17W / 110-240V (15W@110V) IP20 Class II selv.	*RF25750  Dimmable Push-Dim Or 1-10V See Wiring Diagram n.4. Page 874.		
Alimentatore 17W/110÷240V - 24Vdc (15W@110V) IP67 Classe II Selv.	Power supply 17W/110÷240V - 24Vdc (15W@110V) IP67 Class II Selv.	*F990B21A000  Dimmable Push-Dim Or 1-10V See Wiring Diagram n.4. Page 874.		
Alimentatore per installazione remota 24Vdc 20W / 110-240Vdc (15W@110V) IP67 Classe II selv.	Power supply for remote installation 24Vdc 20W / 110-240Vdc (15W@110V) IP67 Class II selv.	*RF26387.A  Dimmable DALI See Wiring Diagram n.4. Page 874.		
Alimentatore per installazione remota 24Vdc 20W / 220-240V IP67 Classe II selv.	Power supply for remote installation 24Vdc 20W / 220-240V IP67 Class II selv.	*RF25752		
Alimentatore 24Vdc 35W / 120-270V IP67 Classe II selv.	Power supply 24Vdc 35W / 120-270V IP67 Class II selv.	F990B23AZ00		
Alimentatore per installazione remota 24Vdc 50W / 120-240V IP67 Classe II selv.	Power supply for remote installation 24Vdc 50W / 120-240V IP67 Class II selv.	*F990B28A000		
Alimentatore per installazione remota 24Vdc 70W / 220-240V IP67 Classe II selv.	Power supply for remote installation 24Vdc 70W / 220-240V IP67 Class II selv.	*F990B27A000		
Alimentatore per installazione remota 24Vdc 96W / 120-240V IP67 Classe II selv.	Power supply for remote installation 24Vdc 96W / 120-240V IP67 Class II selv.	*F990B29A000		
Alimentatore doppia funzione Vout 24Vdc: 8W/100÷240V Iout 350ma: 6x1W/100÷240V IP20 Classe II Selv Eq.	Power supply dual function Vout 24Vdc: 8W/100÷240V Iout 350ma: 6x1W/100÷240V IP20 Class II Selv Eq.	Eclipse Mini *RF25754		
Alimentatore 24V 8W / 110-240V IP65 Classe II selv.	Power supply 24V 8W / 110-240V IP65 Class II selv.	Eclipse Mini *RF25748		

Hyperion







Famiglia / Family

Hyperion



Mid-Power Led

up to 10W
up to 401 lm - 2700K/CRI 80
up to 428 lm - 3000K/CRI 80
up to 442 lm - 4000K/CRI 80
* Net lumen output

Mid-Power Led

up to 7,5W
up to 370 lm - 2700K/CRI 80
up to 398 lm - 3000K/CRI 80
up to 418 lm - 4000K/CRI 80
* Net lumen output

Hyperion Mini




Low-Power Led

up to 1,9W
up to 57 lm - 2700K/CRI 80
up to 61 lm - 3000K/CRI 80
up to 64 lm - 4000K/CRI 80
* Net lumen output

Colori / Colours



01 White



06 Grey



12 Forest Green



18 Deep Brown



30 Black



33 Anthracite

Famiglia di apparecchi di illuminazione segnapasso a parete con sorgente luminosa a LED, caratterizzati dal ridotto spessore e dalla forma rettangolare declinata in due dimensioni. Disponibili in differenti finiture con rivestimento a doppio strato di polveri e sottoposte a trattamento di conversione chimica superficiale per una elevata resistenza alla corrosione. Le viterie di fissaggio sono in acciaio inox AISI 316L.

Hyperion

Apparecchio rettangolare di dimensione maggiore dal ridotto spessore per installazione a parete. Disponibile in versione con alimentatore incorporato e versione con alimentatore remoto a 24Vdc da ordinare separatamente. Corpo dell'apparecchio in alluminio pressofuso lega EN AB 47100 (a basso contenuto di rame e diffusore in policarbonato trasparente sagomato). L'apparecchio è dotato di uno spezzone di cavo in neoprene per una facile connessione. Fissaggio diretto sulla superficie mediante la staffa in acciaio inox inclusa.

Disponibili accessori opzionali riflettore e palo. Il riflettore in alluminio satinato garantisce un aumento del flusso emesso di circa 20% e viene fissato al corpo mediante biadesivo in dotazione. Il palo estruso viene utilizzato per il posizionamento dell'apparecchio come bollard. Il palo può essere installato facilmente a terra su qualsiasi pavimento con tasselli, oppure utilizzando l'accessorio dedicato piastra di ancoraggio e tirafondi per rendere la base del prodotto totalmente solidale con la pavimentazione.

Hyperion Mini

Apparecchio rettangolare di dimensione minore per installazione a parete. Corpo dell'apparecchio in alluminio pressofuso lega EN AB 47100 (a basso contenuto di rame e diffusore in policarbonato trasparente sagomato). Schermo riflettente in alluminio satinato applicato mediante biadesivo in dotazione. L'apparecchio è dotato di uno spezzone di cavo in neoprene per una facile connessione.

Apparecchio in 24V dc, necessita di alimentatore remoto da ordinare separatamente. Fissaggio diretto sulla superficie o mediante scatola da incasso da ordinare separatamente, compatibile con scatola elettrica 3 moduli 503, in cui è possibile anche alloggiare l'alimentatore remoto 24Vdc.

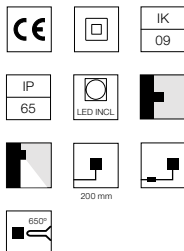
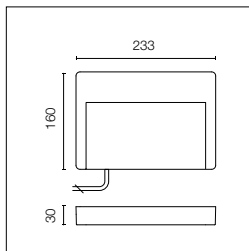
Family of wall mounted path lights with LED source. Defined by their reduced thickness and rectangular shape. They're available in two dimensions and different finishes, with double-layered powder coating and chemical conversion surface treatment to ensure high corrosion resistance. The fixing screws are made of stainless steel AISI 316L.

Hyperion

Big rectangular luminaire with reduced thickness for wall mounting. Available with integrated power supply or remote 24V dc power supply that needs to be ordered separately. EN AB-47100 die cast aluminum body (with low copper content) and transparent molded polycarbonate diffuser. It's completed with a neoprene cable section to ease the connection. Direct attachment on the surface with an included stainless steel bracket. Optional accessories available: reflector and post. The satin aluminum reflector increases the luminous flux by approximately 20% and is attached to the body with the double-sided adhesive provided. The extruded post is used to install the luminaire as a bollard. The post is easily installed on any floor surface by means of dowels or the specific accessory anchor plate and lag screws that secure the luminaire solidly to the pavement.

Hyperion Mini

Small rectangular luminaire for wall mounting. EN AB-47100 die cast aluminum body (with low copper content) and transparent molded polycarbonate diffuser. Reflective satin aluminum screen that is attached with the double-sided adhesive provided. With a neoprene cable section to ease the connection. The 24V luminaire needs a remote power supply that needs to be ordered separately. Direct attachment on the surface or with a recessed box that needs to be ordered separately. Compatible with the three module electrical junction box, model 503, where the remote 24V dc power supply can be installed.



Hyperion 230V.
Sorgente a LED inclusa.
Alimentazione elettrica 220-240V
ON/ OFF. Dotato di spezzone di cavo uscente in neoprene 200 mm e kit con connettori crimp e guaina termorestringente adesiva per connessione a tenuta stagna.
Accessori opzionali: riflettore in alluminio satinato per aumento del flusso; palo estruso h 500 mm per versione bollard. Piastra di ancoraggio per l'installazione in gettata da ordinare separatamente.

Hyperion 230V.
LED source included. Electrical power supply 220-240V ON/ OFF. Equipped with a 200 mm protruding section of neoprene cable and a kit with crimpable connectors and adhesive heat-shrinkable sleeves that guarantee the tightness of the connection.
Optional accessories: satin aluminum reflector to increase the luminous flux; 500mm tall, extruded post for the bollard version. Anchor plate to be recessed with mortar needs to be ordered separately.

Mid - Power Led: 10W - 739 lm ≠ OUTPUT 401 lm - 2700K/CRI 80 - 220÷240V / 10W - 795 lm ≠ OUTPUT 428 lm - 3000K/CRI 80 - 220÷240V / 10W - 835 lm ≠ OUTPUT 442 lm - 4000K/CRI 80 - 220÷240V

2700K

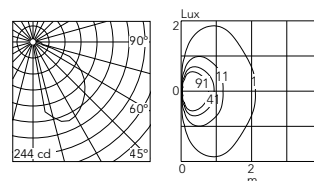
- FA52700501
- FA52700506
- FA52700512
- FA52700518
- FA52700530
- FA52700533

3000K

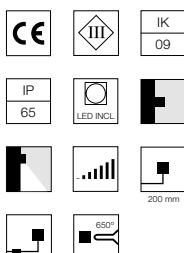
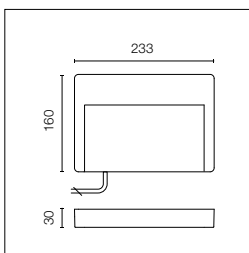
- FA52700301
- FA52700306
- FA52700312
- FA52700318
- FA52700330
- FA52700333

4000K

- FA52700201
- FA52700206
- FA52700212
- FA52700218
- FA52700230
- FA52700233



Hyperion



Sorgente a LED inclusa.
Alimentazione elettrica remota 24V dc da ordinare separatamente.
Dotato di spezzone di cavo uscente in neoprene 300 mm e kit con connettori crimp e guaina termorestringente adesiva per connessione a tenuta stagna.
Accessori opzionali: riflettore in alluminio satinato per aumento del flusso; palo estruso h 500 mm per versione bollard. Piastra di ancoraggio per l'installazione in gettata da ordinare separatamente.
Dimmerabile.

LED source included. Remote electrical power supply 24V dc to be ordered separately. Equipped with a 300 mm protruding section of neoprene cable and a kit with crimpable connectors and adhesive heat-shrinkable sleeves that guarantee the tightness of the connection.
Optional accessories: satin aluminum reflector to increase the luminous flux; 500mm tall, extruded post for the bollard version. Anchor plate to be recessed with mortar needs to be ordered separately.
Dimmable.

Mid - Power Led: 7,5W - 739 lm ≠ OUTPUT 401 lm - 2700K/CRI 80 - 24Vdc / 7,5W - 795 lm ≠ OUTPUT 428 lm - 3000K/CRI 80 - 24Vdc / 7,5W - 835 lm ≠ OUTPUT 442 lm - 4000K/CRI 80 - 24Vdc

2700K

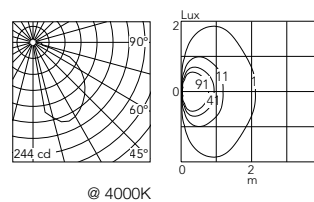
- FA52701501
- FA52701506
- FA52701512
- FA52701518
- FA52701530
- FA52701533

3000K

- FA52701301
- FA52701306
- FA52701312
- FA52701318
- FA52701330
- FA52701333

4000K

- FA52701201
- FA52701206
- FA52701212
- FA52701218
- FA52701230
- FA52701233

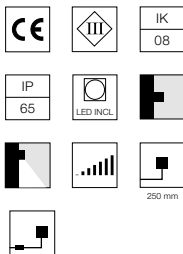
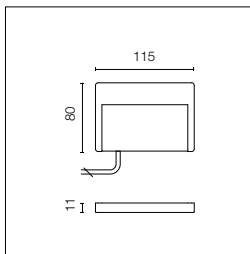


* Numero massimo di apparecchi per alimentatore / Maximum number of luminaires per power supply.

Numero massimo di apparecchi per alimentatore (Vin220÷240). Dati indicativi da verificare con le specifiche condizioni di installazione.

Maximum number of luminaires per power supply. (220÷240 V). These data must be checked taking into account the specific installation conditions.

Acc. RF25747	1	Acc. RF25752	2
Acc. RF25757	1	Acc. F990B28A000	6
Acc. RF25750	2	Acc. F990B27A000	9
Acc. F990B21A000	2	Acc. F990B29A000	12
Acc. RF26387.A	2		



Sorgente a LED inclusa. Completo di schermo riflettente. Alimentazione elettrica remota 24V dc da ordinare separatamente. Cassaforma opzionale da ordinare separatamente (scatola elettrica 3 moduli 503). Dotato di spezzone di cavo uscente in neoprene 250 mm e kit con connettori crimp e guaina termorestringente adesiva per connessione a tenuta stagna. Dimmerabile.

LED source included. Completed with a reflective screen. Remote electrical power supply 24V dc to be ordered separately. Optional junction box to be ordered separately (3 module electrical box, model 503). Equipped with a 250 mm protruding section of neoprene cable and a kit with crimpable connectors and adhesive heat-shrinkable sleeves that guarantee the tightness of the connection. Dimmable.

Low - Power Led: 1,9W - 139 lm ≠ OUTPUT 57 lm - 2700K/CRI 80 - 24Vdc / 1,9W - 149 lm ≠ OUTPUT 61 lm - 3000K/CRI 80 - 24Vdc / 1,9W - 156 lm ≠ OUTPUT 64 lm - 4000K/CRI 80 - 24Vdc

2700K

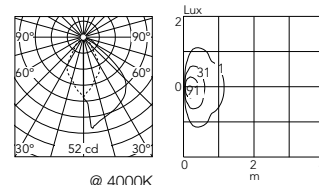
- FA102960001
- FA102960006
- FA102960012
- FA102960018
- FA102960030
- FA102960033

3000K

- FA102950001
- FA102950006
- FA102950012
- FA102950018
- FA102950030
- FA102950033

4000K

- FA1022290001
- FA1022290006
- FA1022290012
- FA1022290018
- FA1022290030
- FA1022290033



* Numero massimo di apparecchi per alimentatore / Maximum number of luminaires per power supply.

Numero massimo di apparecchi per alimentatore (Vin220÷240). Dati indicativi da verificare con le specifiche condizioni di installazione.

Maximum number of luminaires per power supply, (220÷240 V). These data must be checked taking into account the specific installation conditions.

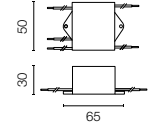

Acc. RF25754	3	Acc. RF26387_A	9
Acc. RF25748	3	Acc. RF25752	9
Acc. RF25747	5	Acc. F990B28A000	25
Acc. RF25757	5	Acc. F990B27A000	30
Acc. RF25750	8	Acc. F990B29A000	45
Acc. F990B21A000	8		

Hyperion: Accessori / Accessories

Dispositivo di protezione per il sovraccarico. 275Vac. Corrente massima di scarica 10KA (8/29µs). Massima corrente operativa 5A. Adatto per la connessione in serie. IP66.

Surge protection device. 275Vac. Maximum discharge current 10KA (8/20µs). Maximum operating current 5A. Suitable for series connection. IP66.

Hyperion
F990E00A000



Carter in alluminio satinato spessore 0.5mm.

Satin aluminium carter Thickness 0.5mm.

Hyperion
FA160



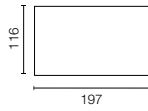
+



=



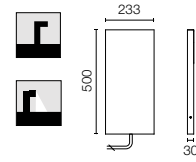
Lamp.4+cod.160 =+20% lm



Palo estruso per utilizzo come bollard. Fissaggio diretto con tasselli o con accessorio opzionale piastra tirafondi.

Use of the extruded support as bollard. Direct fixing using studs or a base plate and fixing bolts (optional accessory).

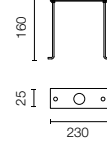
H 500 mm
○ FA24501
● FA24506
● FA24512
● FA24518
● FA24530
● FA24533



Piastra tirafondi.

Base plate with bolt.

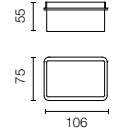
Hyperion
FA247



Scatola di derivazione da incasso 3 moduli (modello 503)

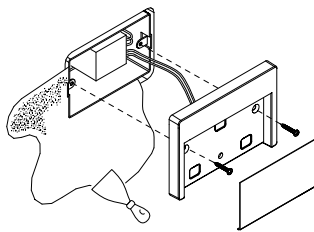
Recessed 3-module junction box (model 503)

Hyperion Mini
F990H010000



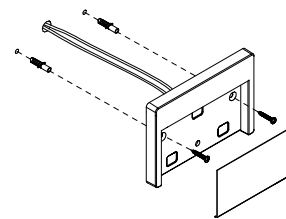
Recessed installation

Opzionale:
Alimentatore art. RF25748.


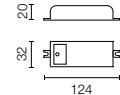

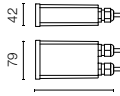


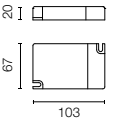


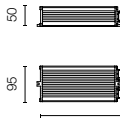


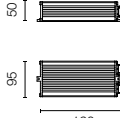

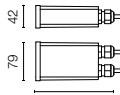

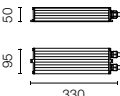

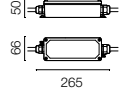

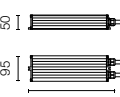

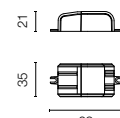

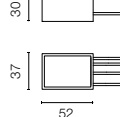


Wall installation




Optional:
Power supply code RF25748.



Hyperion: Driver/ Drivers

Alimentatore 24V 10W / 110-240V IP20 Classe II selv.	Power supply 24V 10W /110-240V IP20 Class II selv.	*RF25747		
Alimentatore 24V 10W / 110-240V IP67 Classe II selv.	Power supply 24V 10W / 110-240V IP67 Class II selv.	*RF25757		
Alimentatore per installazione remota 24Vdc 17W / 110-240V (15W@110V) IP20 Classe II selv.	Power supply for remote installation 24Vdc 17W / 110-240V (15W@110V) IP20 Class II selv.	*RF25750  Dimmable Push-Dim Or 1-10V See Wiring Diagram n.4. Page 874.		
Alimentatore 17W/110÷240V - 24Vdc (15W@110V) IP67 Classe II Selv.	Power supply 17W/110÷240V - 24Vdc (15W@110V) IP67 Class II Selv.	*F990B21A000  Dimmable Push-Dim Or 1-10V See Wiring Diagram n.4. Page 874.		
Alimentatore per installazione remota 24Vdc 20W / 110-240Vdc (15W@110V) IP67 Classe II selv.	Power supply for remote installation 24Vdc 20W / 110-240Vdc (15W@110V) IP67 Class II selv.	*RF26387.A  Dimmable DALI See Wiring Diagram n.4. Page 874.		
Alimentatore per installazione remota 24Vdc 20W / 220-240V IP67 Classe II selv.	Power supply for remote installation 24Vdc 20W / 220-240V IP67 Class II selv.	*RF25752		
Alimentatore per installazione remota 24Vdc 50W / 120-240V IP67 Classe II selv.	Power supply for remote installation 24Vdc 50W / 120-240V IP67 Class II selv.	*F990B28A000		
Alimentatore per installazione remota 24Vdc 70W / 220-240V IP67 Classe II selv.	Power supply for remote installation 24Vdc 70W / 220-240V IP67 Class II selv.	*F990B27A000		
Alimentatore per installazione remota 24Vdc 96W / 120-240V IP67 Classe II selv.	Power supply for remote installation 24Vdc 96W / 120-240V IP67 Class II selv.	*F990B29A000		
Alimentatore doppia funzione Vout 24Vdc: 8W/100÷240V Iout 350ma: 6x1W/100÷240V IP20 Classe II Selv Eq.	Power supply dual function Vout 24Vdc: 8W/100÷240V Iout 350ma: 6x1W/100÷240V IP20 Class II Selv Eq.	Hyperion Mini *RF25754		
Alimentatore 24V 8W / 110-240V IP65 Classe II selv.	Power supply 24V 8W / 110-240V IP65 Class II selv.	Hyperion Mini *RF25748		

Platter



Platter





Famiglia / Family

Platter 410



Mid-Power Led

up to 34W
up to 2345 lm - 2700K/CRI 80
up to 2521 lm - 3000K/CRI 80
up to 2712 lm - 4000K/CRI 80
* Net lumen output

Platter 310



Mid-Power Led

up to 18W
up to 1150 lm - 2700K/CRI 80
up to 1237 lm - 3000K/CRI 80
up to 1330 lm - 4000K/CRI 80
* Net lumen output

Platter 210



Mid-Power Led

up to 11W
up to 732 lm - 2700K/CRI 80
up to 787 lm - 3000K/CRI 80
up to 812 lm - 4000K/CRI 80
* Net lumen output


Colori / Colours



01 White



06 Grey



12 Forest Green



18 Deep Brown



30 Black



33 Anthracite



Grey / Brown Brick



Anthracite / Pale Blue



Deep Brown / Pale Brown



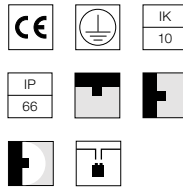
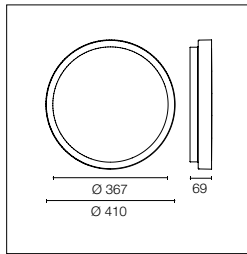
Forest Green / Olive Green

Descrizione / Description

Famiglia di apparecchi di illuminazione per installazione a parete e soffitto, caratterizzati dalla forma circolare declinata in tre dimensioni. Il diffusore in materiale plastico opalino garantisce una elevata uniformità di emissione luminosa. Piastra di fissaggio posteriore in alluminio pressofuso lega EN AB 47100 (a basso contenuto di rame), struttura e dissipatore del calore in alluminio tornito. Cornice estetica di chiusura magnetica per nascondere le viti di fissaggio, in acciaio inox AISI 316L. Disponibili in differenti finiture con rivestimento a doppio strato di polveri e sottoposte a trattamento di conversione chimica superficiale per una elevata resistenza alla corrosione.

Family of wall or ceiling mounted luminaires. Defined by their round shape. Available in three dimensions. Diffuser made of opal plastic material that guarantees high uniformity in light emission. EN AB-47100 die-cast mounting plate (with low copper content), turned aluminum structure and heat sinks. Magnetic closing frame to hide the AISI 316L stainless steel fixing screws. Available in different finishes, with double-layered powder coating and chemical conversion surface treatment to ensure high corrosion resistance.

Platter 410



Sorgente a LED inclusa.
Alimentazione elettrica 220-240V ON/ OFF e dimmerabile 1-10V o DALI integrata. Dotata di passacavo IP65, per cavi in gomma 5mm< ϕ <10mm e una morsettiere a 2 poli a connessione rapida. Per garantire la tenuta del passacavo è consigliabile utilizzare cavi elettrici flessibili idonei all'impiego in ambienti esterni.

LED source included. Integrated power supply 220-240V ON/OFF and dimmable 1-10V or DALI. With IP65 cable guide for rubber cables 5mm< ϕ <10mm and a 2-pole connection box for a fast connection. To ensure the tightness of the cable guide it's recommended to use flexible electric cables suitable for exterior use.

Mid-Power Led: 34W - 3590 lm \neq OUTPUT 2345 lm - 2700K/CRI 80 - 220 \pm 240V / 34W - 3860 lm \neq OUTPUT 2521 lm - 3000K/CRI 80 - 220 \pm 240V / 34W - 4152 lm \neq OUTPUT 2712 lm - 4000K/CRI 80 - 220 \pm 240V

2700K

Non Dimmable

- FA53305201
- FA53305206
- FA53305212
- FA53305218
- FA53305230
- FA53305233

1-10V

- FA53305201-310
- FA53305206-310
- FA53305212-310
- FA53305218-310
- FA53305230-310
- FA53305233-310

Dali

- FA53305201-300
- FA53305206-300
- FA53305212-300
- FA53305218-300
- FA53305230-300
- FA53305233-300

3000K

Non Dimmable

- FA53302201
- FA53302206
- FA53302212
- FA53302218
- FA53302230
- FA53302233

1-10V

- FA53302201-310
- FA53302206-310
- FA53302212-310
- FA53302218-310
- FA53302230-310
- FA53302233-310

Dali

- FA53302201-300
- FA53302206-300
- FA53302212-300
- FA53302218-300
- FA53302230-300
- FA53302233-300

4000K

Non Dimmable

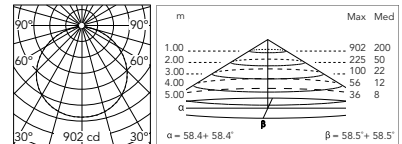
- FA53302101
- FA53302106
- FA53302112
- FA53302118
- FA53302130
- FA53302133

1-10V

- FA53302101-310
- FA53302106-310
- FA53302112-310
- FA53302118-310
- FA53302130-310
- FA53302133-310

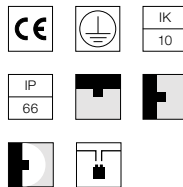
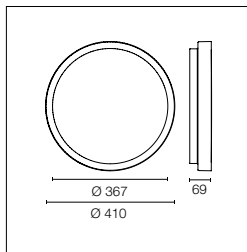
Dali

- FA53302101-300
- FA53302106-300
- FA53302112-300
- FA53302118-300
- FA53302130-300
- FA53302133-300



@ 4000K

Platter 410 Grey / Brown Brick



Sorgente a LED inclusa.
Alimentazione elettrica 220-240V ON/ OFF e dimmerabile 1-10V o DALI integrata. Dotata di passacavo IP65, per cavi in gomma 5mm< ϕ <10mm e una morsettiere a 2 poli a connessione rapida. Per garantire la tenuta del passacavo è consigliabile utilizzare cavi elettrici flessibili idonei all'impiego in ambienti esterni.

LED source included. Integrated power supply 220-240V ON/OFF and dimmable 1-10V or DALI. With IP65 cable guide for rubber cables 5mm< ϕ <10mm and a 2-pole connection box for a fast connection. To ensure the tightness of the cable guide it's recommended to use flexible electric cables suitable for exterior use.

Mid-Power Led: 34W - 3590 lm \neq OUTPUT 2345 lm - 2700K/CRI 80 - 220 \pm 240V / 34W - 3860 lm \neq OUTPUT 2521 lm - 3000K/CRI 80 - 220 \pm 240V / 34W - 4152 lm \neq OUTPUT 2712 lm - 4000K/CRI 80 - 220 \pm 240V

2700K

Non Dimmable

- FA533421
- 1-10V
- FA533421-310
- Dali
- FA533421-300

3000K

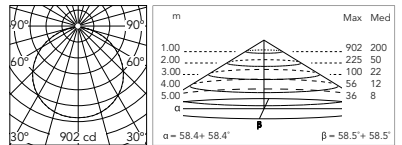
Non Dimmable

- FA533431
- 1-10V
- FA533431-310
- Dali
- FA533431-300

4000K

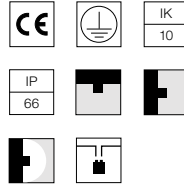
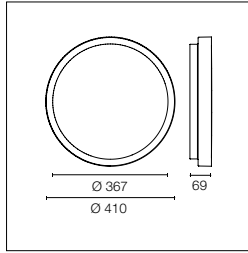
Non Dimmable

- FA533441
- 1-10V
- FA533441-310
- Dali
- FA533441-300



@ 4000K

Platter 410 Anthracite / Pale Blue



Sorgente a LED inclusa. Alimentazione elettrica 220-240V ON/ OFF e dimmerabile 1-10V o DALI integrata. Dotata di passacavo IP65, per cavi in gomma 5mm< ϕ <10mm e una morsetteria a 2 poli a connessione rapida. Per garantire la tenuta del passacavo è consigliabile utilizzare cavi elettrici flessibili idonei all'impiego in ambienti esterni.

LED source included. Integrated power supply 220-240V ON/OFF and dimmable 1-10V or DALI. With IP65 cable guide for rubber cables 5mm< ϕ <10mm and a 2-pole connection box for a fast connection. To ensure the tightness of the cable guide it's recommended to use flexible electric cables suitable for exterior use.

Mid-Power Led: 34W - 3590 lm \neq OUTPUT 2345 lm - 2700K/CRI 80 - 220 \pm 240V / 34W - 3860 lm \neq OUTPUT 2521 lm - 3000K/CRI 80 - 220 \pm 240V / 34W - 4152 lm \neq OUTPUT 2712 lm - 4000K/CRI 80 - 220 \pm 240V

2700K

Non Dimmable

● FA533422

1-10V

● FA533422-310

Dali

● FA533422-300

3000K

Non Dimmable

● FA533432

1-10V

● FA533432-310

Dali

● FA533432-300

4000K

Non Dimmable

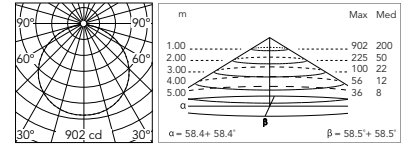
● FA533442

1-10V

● FA533442-310

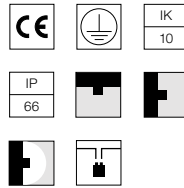
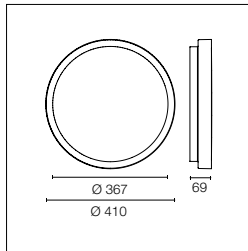
Dali

● FA533442-300



@ 4000K

Platter 410 Deep Brown / Pale Brown



Sorgente a LED inclusa. Alimentazione elettrica 220-240V ON/ OFF e dimmerabile 1-10V o DALI integrata. Dotata di passacavo IP65, per cavi in gomma 5mm< ϕ <10mm e una morsetteria a 2 poli a connessione rapida. Per garantire la tenuta del passacavo è consigliabile utilizzare cavi elettrici flessibili idonei all'impiego in ambienti esterni.

LED source included. Integrated power supply 220-240V ON/OFF and dimmable 1-10V or DALI. With IP65 cable guide for rubber cables 5mm< ϕ <10mm and a 2-pole connection box for a fast connection. To ensure the tightness of the cable guide it's recommended to use flexible electric cables suitable for exterior use.

Mid-Power Led: 34W - 3590 lm \neq OUTPUT 2345 lm - 2700K/CRI 80 - 220 \pm 240V / 34W - 3860 lm \neq OUTPUT 2521 lm - 3000K/CRI 80 - 220 \pm 240V / 34W - 4152 lm \neq OUTPUT 2712 lm - 4000K/CRI 80 - 220 \pm 240V

2700K

Non Dimmable

● FA533423

1-10V

● FA533423-310

Dali

● FA533423-300

3000K

Non Dimmable

● FA533433

1-10V

● FA533433-310

Dali

● FA533433-300

4000K

Non Dimmable

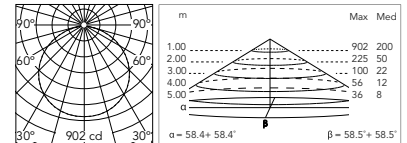
● FA533443

1-10V

● FA533443-310

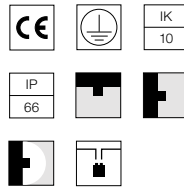
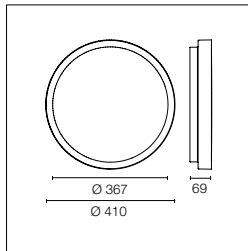
Dali

● FA533443-300



@ 4000K

Platter 410 Forest Green / Olive Green



Sorgente a LED inclusa. Alimentazione elettrica 220-240V ON/ OFF e dimmerabile 1-10V o DALI integrata. Dotata di passacavo IP65, per cavi in gomma 5mm< ϕ <10mm e una morsetteria a 2 poli a connessione rapida. Per garantire la tenuta del passacavo è consigliabile utilizzare cavi elettrici flessibili idonei all'impiego in ambienti esterni.

LED source included. Integrated power supply 220-240V ON/OFF and dimmable 1-10V or DALI. With IP65 cable guide for rubber cables 5mm< ϕ <10mm and a 2-pole connection box for a fast connection. To ensure the tightness of the cable guide it's recommended to use flexible electric cables suitable for exterior use.

Mid-Power Led: 34W - 3590 lm \neq OUTPUT 2345 lm - 2700K/CRI 80 - 220 \pm 240V / 34W - 3860 lm \neq OUTPUT 2521 lm - 3000K/CRI 80 - 220 \pm 240V / 34W - 4152 lm \neq OUTPUT 2712 lm - 4000K/CRI 80 - 220 \pm 240V

2700K

Non Dimmable

● FA533424

1-10V

● FA533424-310

Dali

● FA533424-300

3000K

Non Dimmable

● FA533434

1-10V

● FA533434-310

Dali

● FA533434-300

4000K

Non Dimmable

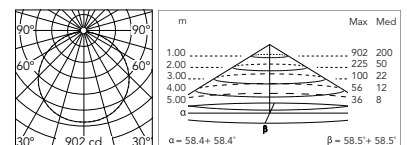
● FA533444

1-10V

● FA533444-310

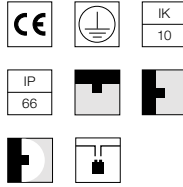
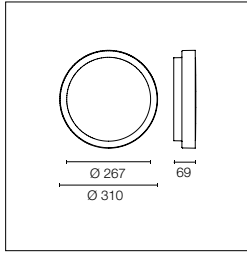
Dali

● FA533444-300



@ 4000K

Platter 310



Sorgente a LED inclusa. Alimentazione elettrica 220-240V ON/ OFF e dimmerabile 1-10V o DALI integrata. Dotata di passacavo IP65, per cavi in gomma 5mm< ϕ <10mm e una morsettiere a 2 poli a connessione rapida. Per garantire la tenuta del passacavo è consigliabile utilizzare cavi elettrici flessibili idonei all'impiego in ambienti esterni.

LED source included. Integrated power supply 220-240V ON/OFF and dimmable 1-10V or DALI. With IP65 cable guide for rubber cables 5mm< ϕ <10mm and a 2-pole connection box for a fast connection. To ensure the tightness of the cable guide it's recommended to use flexible electric cables suitable for exterior use.

Mid-Power Led: 18W - 1874 lm \neq OUTPUT 1150 lm - 2700K/CRI 80 - 220 \div 240V / 18W - 2015 lm \neq OUTPUT 1237 lm - 3000K/CRI 80 - 220 \div 240V / 18W - 2168 lm \neq OUTPUT 1330 lm - 4000K/CRI 80 - 220 \div 240V

2700K

Non Dimmable

- FA53305101
- FA53305106
- FA53305112
- FA53305118
- FA53305130
- FA53305133

1-10V

- FA53305101-310
- FA53305106-310
- FA53305112-310
- FA53305118-310
- FA53305130-310
- FA53305133-310

Dali

- FA53305101-300
- FA53305106-300
- FA53305112-300
- FA53305118-300
- FA53305130-300
- FA53305133-300

3000K

Non Dimmable

- FA53301201
- FA53301206
- FA53301212
- FA53301218
- FA53301230
- FA53301233

1-10V

- FA53301201-310
- FA53301206-310
- FA53301212-310
- FA53301218-310
- FA53301230-310
- FA53301233-310

Dali

- FA53301201-300
- FA53301206-300
- FA53301212-300
- FA53301218-300
- FA53301230-300
- FA53301233-300

4000K

Non Dimmable

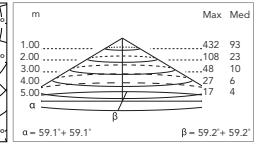
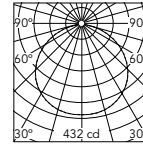
- FA53301101
- FA53301106
- FA53301112
- FA53301118
- FA53301130
- FA53301133

1-10V

- FA53301101-310
- FA53301106-310
- FA53301112-310
- FA53301118-310
- FA53301130-310
- FA53301133-310

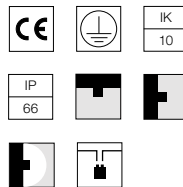
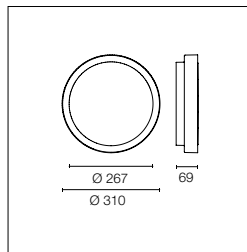
Dali

- FA53301101-300
- FA53301106-300
- FA53301112-300
- FA53301118-300
- FA53301130-300
- FA53301133-300



@ 4000K

Platter 310 Grey / Brown Brick



Sorgente a LED inclusa. Alimentazione elettrica 220-240V ON/ OFF e dimmerabile 1-10V o DALI integrata. Dotata di passacavo IP65, per cavi in gomma 5mm< ϕ <10mm e una morsettiere a 2 poli a connessione rapida. Per garantire la tenuta del passacavo è consigliabile utilizzare cavi elettrici flessibili idonei all'impiego in ambienti esterni.

LED source included. Integrated power supply 220-240V ON/OFF and dimmable 1-10V or DALI. With IP65 cable guide for rubber cables 5mm< ϕ <10mm and a 2-pole connection box for a fast connection. To ensure the tightness of the cable guide it's recommended to use flexible electric cables suitable for exterior use.

Mid-Power Led: 18W - 1874 lm \neq OUTPUT 1150 lm - 2700K/CRI 80 - 220 \div 240V / 18W - 2015 lm \neq OUTPUT 1237 lm - 3000K/CRI 80 - 220 \div 240V / 18W - 2168 lm \neq OUTPUT 1330 lm - 4000K/CRI 80 - 220 \div 240V

2700K

Non Dimmable

- FA533321
- 1-10V
- FA533321-310
- Dali
- FA533321-300

3000K

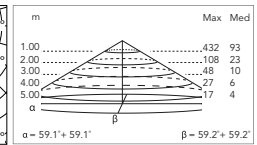
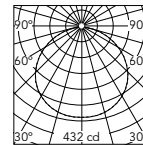
Non Dimmable

- FA533331
- 1-10V
- FA533331-310
- Dali
- FA533331-300

4000K

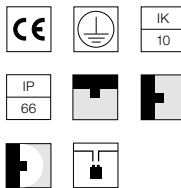
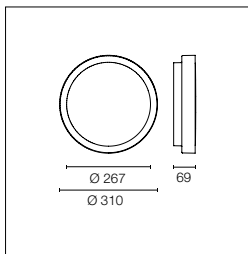
Non Dimmable

- FA533341
- 1-10V
- FA533341-310
- Dali
- FA533341-300



@ 4000K

Platter 310 Anthracite / Pale Blue



Sorgente a LED inclusa.
Alimentazione elettrica 220-240V ON/ OFF e dimmerabile 1-10V o DALI integrata. Dotata di passacavo IP65, per cavi in gomma 5mm< ϕ <10mm e una morsetteria a 2 poli a connessione rapida. Per garantire la tenuta del passacavo è consigliabile utilizzare cavi elettrici flessibili idonei all'impiego in ambienti esterni.

LED source included. Integrated power supply 220-240V ON/OFF and dimmable 1-10V or DALI. With IP65 cable guide for rubber cables 5mm< ϕ <10mm and a 2-pole connection box for a fast connection. To ensure the tightness of the cable guide it's recommended to use flexible electric cables suitable for exterior use.

Mid-Power Led: 18W - 1874 lm \neq OUTPUT 1150 lm - 2700K/CRI 80 - 220 \pm 240V / 18W - 2015 lm \neq OUTPUT 1237 lm - 3000K/CRI 80 - 220 \pm 240V / 18W - 2168 lm \neq OUTPUT 1330 lm - 4000K/CRI 80 - 220 \pm 240V

2700K

Non Dimmable

- FA533322
- 1-10V
- FA533322-310
- Dali
- FA533322-300

3000K

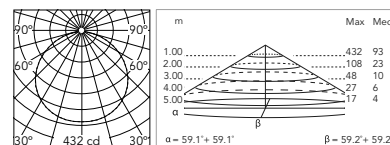
Non Dimmable

- FA533332
- 1-10V
- FA533332-310
- Dali
- FA533332-300

4000K

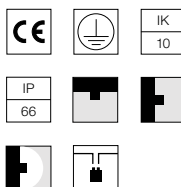
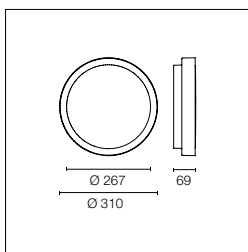
Non Dimmable

- FA533342
- 1-10V
- FA533342-310
- Dali
- FA533342-300



@ 4000K

Platter 310 Deep Brown / Pale Brown



Sorgente a LED inclusa.
Alimentazione elettrica 220-240V ON/ OFF e dimmerabile 1-10V o DALI integrata. Dotata di passacavo IP65, per cavi in gomma 5mm< ϕ <10mm e una morsetteria a 2 poli a connessione rapida. Per garantire la tenuta del passacavo è consigliabile utilizzare cavi elettrici flessibili idonei all'impiego in ambienti esterni.

LED source included. Integrated power supply 220-240V ON/OFF and dimmable 1-10V or DALI. With IP65 cable guide for rubber cables 5mm< ϕ <10mm and a 2-pole connection box for a fast connection. To ensure the tightness of the cable guide it's recommended to use flexible electric cables suitable for exterior use.

Mid-Power Led: 18W - 1874 lm \neq OUTPUT 1150 lm - 2700K/CRI 80 - 220 \pm 240V / 18W - 2015 lm \neq OUTPUT 1237 lm - 3000K/CRI 80 - 220 \pm 240V / 18W - 2168 lm \neq OUTPUT 1330 lm - 4000K/CRI 80 - 220 \pm 240V

2700K

Non Dimmable

- FA533323
- 1-10V
- FA533323-310
- Dali
- FA533323-300

3000K

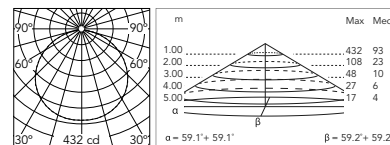
Non Dimmable

- FA533333
- 1-10V
- FA533333-310
- Dali
- FA533333-300

4000K

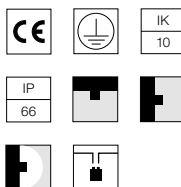
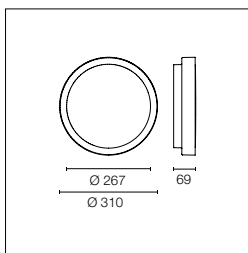
Non Dimmable

- FA533343
- 1-10V
- FA533343-310
- Dali
- FA533343-300



@ 4000K

Platter 310 Forest Green / Olive Green



Sorgente a LED inclusa.
Alimentazione elettrica 220-240V ON/ OFF e dimmerabile 1-10V o DALI integrata. Dotata di passacavo IP65, per cavi in gomma 5mm< ϕ <10mm e una morsetteria a 2 poli a connessione rapida. Per garantire la tenuta del passacavo è consigliabile utilizzare cavi elettrici flessibili idonei all'impiego in ambienti esterni.

LED source included. Integrated power supply 220-240V ON/OFF and dimmable 1-10V or DALI. With IP65 cable guide for rubber cables 5mm< ϕ <10mm and a 2-pole connection box for a fast connection. To ensure the tightness of the cable guide it's recommended to use flexible electric cables suitable for exterior use.

Mid-Power Led: 18W - 1874 lm \neq OUTPUT 1150 lm - 2700K/CRI 80 - 220 \pm 240V / 18W - 2015 lm \neq OUTPUT 1237 lm - 3000K/CRI 80 - 220 \pm 240V / 18W - 2168 lm \neq OUTPUT 1330 lm - 4000K/CRI 80 - 220 \pm 240V

2700K

Non Dimmable

- FA533324
- 1-10V
- FA533324-310
- Dali
- FA533324-300

3000K

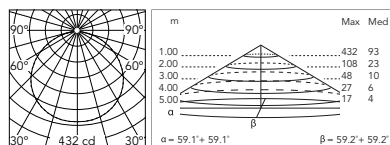
Non Dimmable

- FA533334
- 1-10V
- FA533334-310
- Dali
- FA533334-300

4000K

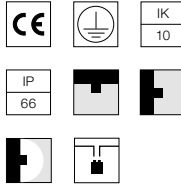
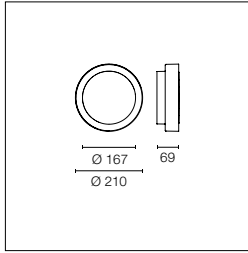
Non Dimmable

- FA533344
- 1-10V
- FA533344-310
- Dali
- FA533344-300



@ 4000K

Platter 210



Sorgente a LED inclusa.
Alimentazione elettrica 220-240V ON/ OFF integrata. Dotata di passacavo IP65, per cavi in gomma 5mmϕ<math><10\text{mm}</math> e una morsettiera a 2 poli a connessione rapida.
Per garantire la tenuta del passacavo è consigliabile utilizzare cavi elettrici flessibili idonei all'impiego in ambienti esterni.

LED source included. Integrated electrical power supply 220-240V ON/OFF. With IP65 cable guide for rubber cables 5mmϕ<math><10\text{mm}</math> and a 2-pole connection box for a fast connection. To ensure the tightness of the cable guide it's recommended to use flexible electric cables suitable for exterior use.

Mid-Power Led: 11W - 1202 lm \neq OUTPUT 732 lm - 2700K/CRI 80 - 220÷240V / 11W - 1292 lm \neq OUTPUT 787 lm - 3000K/CRI 80 - 220÷240V / 11W - 1334 lm \neq OUTPUT 812 lm - 4000K/CRI 80 - 220÷240V

2700K

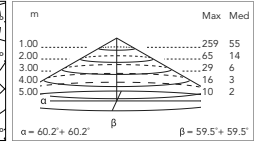
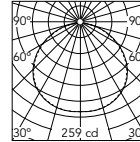
- FA53305001
- FA53305006
- FA53305012
- FA53305018
- FA53305030
- FA53305033

3000K

- FA53300201
- FA53300206
- FA53300212
- FA53300218
- FA53300230
- FA53300233

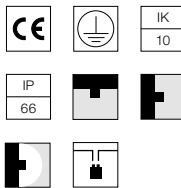
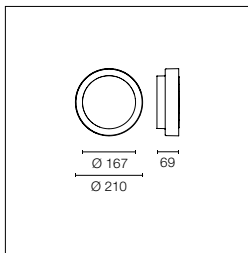
4000K

- FA53300101
- FA53300106
- FA53300112
- FA53300118
- FA53300130
- FA53300133



@ 4000K

Platter 210 Grey / Brown Brick



Sorgente a LED inclusa.
Alimentazione elettrica 220-240V ON/ OFF integrata. Dotata di passacavo IP65, per cavi in gomma 5mmϕ<math><10\text{mm}</math> e una morsettiera a 2 poli a connessione rapida.
Per garantire la tenuta del passacavo è consigliabile utilizzare cavi elettrici flessibili idonei all'impiego in ambienti esterni.

LED source included. Integrated electrical power supply 220-240V ON/OFF. With IP65 cable guide for rubber cables 5mmϕ<math><10\text{mm}</math> and a 2-pole connection box for a fast connection. To ensure the tightness of the cable guide it's recommended to use flexible electric cables suitable for exterior use.

Mid-Power Led: 11W - 1261 lm \neq OUTPUT 765 lm - 2700K/CRI 80 - 220÷240V / 11W - 1292 lm \neq OUTPUT 787 lm - 3000K/CRI 80 - 220÷240V / 11W - 1334 lm \neq OUTPUT 812 lm - 4000K/CRI 80 - 220÷240V

2700K

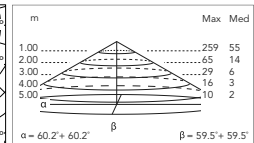
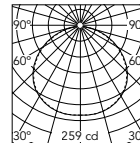
- FA533221

3000K

- FA533231

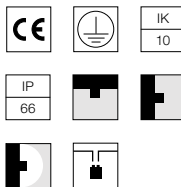
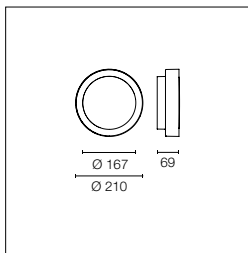
4000K

- FA533241



@ 4000K

Platter 210 Anthracite / Pale Blue



Sorgente a LED inclusa.
Alimentazione elettrica 220-240V ON/ OFF integrata. Dotata di passacavo IP65, per cavi in gomma 5mmϕ<math><10\text{mm}</math> e una morsettiera a 2 poli a connessione rapida.
Per garantire la tenuta del passacavo è consigliabile utilizzare cavi elettrici flessibili idonei all'impiego in ambienti esterni.

LED source included. Integrated electrical power supply 220-240V ON/OFF. With IP65 cable guide for rubber cables 5mmϕ<math><10\text{mm}</math> and a 2-pole connection box for a fast connection. To ensure the tightness of the cable guide it's recommended to use flexible electric cables suitable for exterior use.

Mid-Power Led: 11W - 1202 lm \neq OUTPUT 732 lm - 2700K/CRI 80 - 220÷240V / 11W - 1292 lm \neq OUTPUT 787 lm - 3000K/CRI 80 - 220÷240V / 11W - 1334 lm \neq OUTPUT 812 lm - 4000K/CRI 80 - 220÷240V

2700K

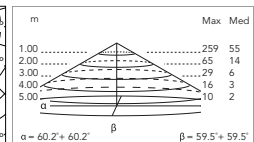
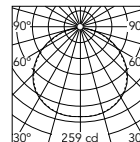
- FA533222

3000K

- FA533232

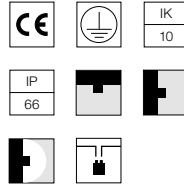
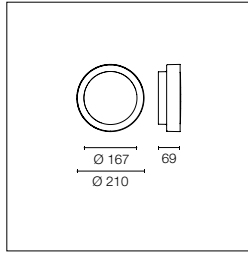
4000K

- FA533242



@ 4000K

Platter 210 Deep Brown / Pale Brown



Sorgente a LED inclusa. Alimentazione elettrica 220-240V ON/ OFF integrata. Dotata di passacavo IP65, per cavi in gomma 5mm- ϕ <10mm e una morsettiera a 2 poli a connessione rapida. Per garantire la tenuta del passacavo è consigliabile utilizzare cavi elettrici flessibili idonei all'impiego in ambienti esterni.

LED source included. Integrated electrical power supply 220-240V ON/OFF. With IP65 cable guide for rubber cables 5mm- ϕ <10mm and a 2-pole connection box for a fast connection. To ensure the tightness of the cable guide it's recommended to use flexible electric cables suitable for exterior use.

Mid-Power Led: 11W - 1202 lm \neq OUTPUT 732 lm - 2700K/CRI 80 - 220 \div 240V / 11W - 1292 lm \neq OUTPUT 787 lm - 3000K/CRI 80 - 220 \div 240V / 11W - 1334 lm \neq OUTPUT 812 lm - 4000K/CRI 80 - 220 \div 240V

2700K

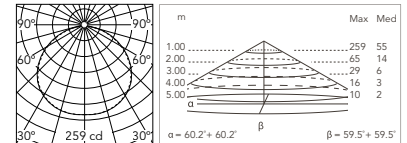
●● FA533223

3000K

●● FA533233

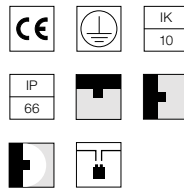
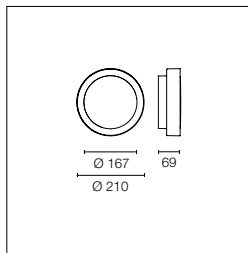
4000K

●● FA533243



@ 4000K

Platter 210 Forest Green / Olive Green



Sorgente a LED inclusa. Alimentazione elettrica 220-240V ON/ OFF integrata. Dotata di passacavo IP65, per cavi in gomma 5mm- ϕ <10mm e una morsettiera a 2 poli a connessione rapida. Per garantire la tenuta del passacavo è consigliabile utilizzare cavi elettrici flessibili idonei all'impiego in ambienti esterni.

LED source included. Integrated electrical power supply 220-240V ON/OFF. With IP65 cable guide for rubber cables 5mm- ϕ <10mm and a 2-pole connection box for a fast connection. To ensure the tightness of the cable guide it's recommended to use flexible electric cables suitable for exterior use.

Mid-Power Led: 11W - 1202 lm \neq OUTPUT 732 lm - 2700K/CRI 80 - 220 \div 240V / 11W - 1292 lm \neq OUTPUT 787 lm - 3000K/CRI 80 - 220 \div 240V / 11W - 1334 lm \neq OUTPUT 812 lm - 4000K/CRI 80 - 220 \div 240V

2700K

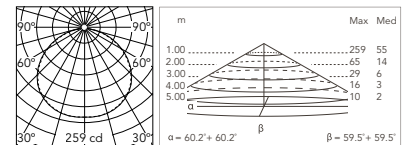
●● FA533224

3000K

●● FA533234

4000K

●● FA533244




@ 4000K

Platter: Accessori / Accessories

Dispositivo di protezione per il sovraccarico. 275Vac. Corrente massima di scarica 10KA (8/29 μ s). Massima corrente operativa 5A. Adatto per la connessione in serie. IP66.

Surge protection device. 275Vac. Maximum discharge current 10KA (8/20 μ s). Maximum operating current 5A. Suitable for series connection. IP66.

F990E00A000



Emma





Emma Ceiling 2

Emma Wall 1





Emma Wall 3

Emma Wall 1



Par 16
up to 35W
230V - GZ10

Power Led
up to 6W
up to 303 lm - 2700K/CRI 80
up to 328 lm - 3000K/CRI 80
up to 340 lm - 4000K/CRI 80
* Net lumen output
[2200K available on request.](#)

Emma Wall 2
Mono / Double



Par 16
up to 35W
230V - GZ10

Power Led
up to 6,5W
up to 439 lm - 2700K/CRI 80
up to 472 lm - 3000K/CRI 80
up to 488 lm - 4000K/CRI 80
* Net lumen output
[2200K available on request.](#)

Par 16
up to 2 x 35W
230V - GZ10

Power Led
up to 12W
up to 2x439 lm - 2700K/CRI 80
up to 2x472 lm - 3000K/CRI 80
up to 2x488 lm - 4000K/CRI 80
* Net lumen output
[2200K available on request.](#)

Emma Wall 3
Mono / Double



CoB Led
up to 14,5W
up to 1569 lm - 2700K/CRI 80
up to 1687 lm - 3000K/CRI 80
up to 1757 lm - 4000K/CRI 80
* Net lumen output

CoB Led
up to 27W
up to 2x1569 lm - 2700K/CRI 80
up to 2x1687 lm - 3000K/CRI 80
up to 2x1757 lm - 4000K/CRI 80
* Net lumen output

Emma Wall 4
Mono / Double



CoB Led
up to 20W
up to 2121 lm - 2700K/CRI 80
up to 2281 lm - 3000K/CRI 80
up to 2382 lm - 4000K/CRI 80
* Net lumen output

CoB Led
up to 39W
up to 2x2121 lm - 2700K/CRI 80
up to 2x2281 lm - 3000K/CRI 80
up to 2x2382 lm - 4000K/CRI 80
* Net lumen output

Emma Ceiling 2



Power Led
up to 6W
up to 314 lm - 2700K/CRI 80
up to 338 lm - 3000K/CRI 80
up to 363 lm - 4000K/CRI 80
* Net lumen output

Emma Ceiling 3



CoB Led
up to 12W
up to 752 lm - 3000K/CRI 80

CoB Led
up to 15W
up to 1455 lm - 2700K/CRI 80
up to 1564 lm - 3000K/CRI 80
up to 1641 lm - 4000K/CRI 80
* Net lumen output

Emma Ceiling 4



CoB Led
up to 24W
up to 1659 lm - 3000K/CRI 80

CoB Led
up to 20W
up to 1907 lm - 2700K/CRI 80
up to 2050 lm - 3000K/CRI 80
up to 2102 lm - 4000K/CRI 80
* Net lumen output

Descrizione / Description

Famiglia completa di apparecchi di illuminazione con sorgente luminosa a LED per installazione a parete e a soffitto, caratterizzati dalla forma cilindrica declinata in diversi diametri. Disponibili in differenti finiture con rivestimento a doppio strato di polveri e sottoposte a trattamento di conversione chimica superficiale per una elevata resistenza alla corrosione. Le viterie di fissaggio sono in acciaio inox AISI 316L.

Emma Wall

Apparecchio per installazione a parete disponibile in tre dimensioni di diametro. Disponibile in versione monoemissione e biemissione con differenti fasci di apertura. Corpo dell'apparecchio in alluminio estruso; basetta di fissaggio e ghiera di chiusura superiore e inferiore in alluminio pressofuso EN AB-47100 (a basso contenuto di rame). Diffusore in vetro extrachiaro con bordo serigrafato, fissato attraverso un sistema di incollaggio robotizzato a filo con il bordo lampada per evitare depositi d'acqua. Staffa di fissaggio in acciaio inox inclusa.

Emma Ceiling

Apparecchio per installazione a soffitto disponibile in tre dimensioni di diametro. Disponibile in differenti fasci di apertura. Corpo dell'apparecchio in alluminio estruso; basetta di fissaggio e ghiera di chiusura in alluminio pressofuso EN AB-47100 (a basso contenuto di rame). Diffusore in vetro extrachiaro o texturizzato con bordo serigrafato, fissato attraverso un sistema di incollaggio robotizzato a filo con il bordo lampada per evitare depositi d'acqua.

Complete luminaire family with LED source for wall and ceiling mounting. Defined by their cylinder shape. Available in different diameters and different finishes, with double-layered powder coating and chemical conversion surface treatment to ensure high corrosion resistance. The fixing screws are made of stainless steel AISI 316L.

Emma Wall

Wall luminaire, available in three different diameters. Available in mono-emission and bi-emission versions with different beam angles. Extruded aluminum body, EN AB-47100 die cast aluminum mounting plate and top and bottom lid (with low copper content). Extraclear glass diffuser with silkscreen edge, attached flush to the edge of the lamp with a robotic gluing system to avoid water deposits. Stainless steel bracket included.

Emma Ceiling

Ceiling luminaire, available in three different diameters and different beam angles. Extruded aluminum body, EN AB-47100 die cast aluminum mounting plate and top and bottom lid (with low copper content). Extraclear glass diffuser with silkscreen and textured edge, attached flush to the edge of the lamp with a robotic gluing system to avoid water deposits.

Colori / Colours



01 White



06 Grey



12 Forest Green



18 Deep Brown

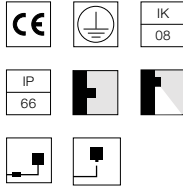
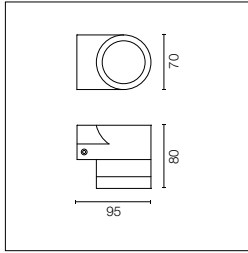


30 Black



33 Anthracite

Emma Wall 1 Retrofit

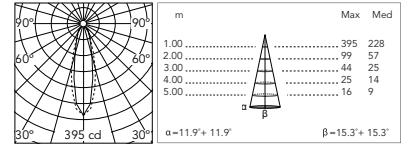


Sorgente attacco GZ10 esclusa; compatibile con lampadine LED retrofit. Alimentazione elettrica 220-230V ON/ OFF. Dotata di passacavo IP65, per cavi in gomma 5mm< ϕ <10mm e una morsetteria a 2 poli a connessione rapida. Per garantire la tenuta del passacavo è consigliabile utilizzare cavi elettrici flessibili idonei all'impiego in ambienti esterni.

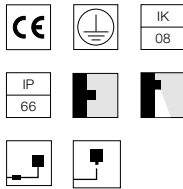
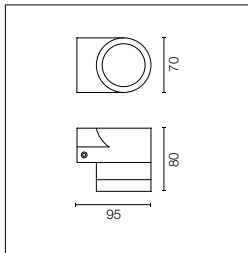
GZ10 bulb holder not included, compatible with retrofit LED bulbs. Electrical power supply 220-230V ON/OFF. With IP65 cable guide for rubber cables 5mm< ϕ <10mm and a 2-pole connection box for fast connections. To ensure the tightness of the cable guide it's recommended to use flexible electric cables suitable for exterior use.

PAR 16: 35W - 230V - GZ 10 - Optional LED bulb: DR PAR 7,5W - 230V - GZ 10 - Lamp max size ϕ 50mm H. 55mm

- FA84280001.A
- FA84280006.A
- FA84280012.A
- FA84280018.A
- FA84280030.A
- FA84280033.A



Emma Wall 1



Sorgente a LED inclusa. Alimentazione 220-240 ON/OFF integrata. Dotata di passacavo IP65, per cavi in gomma 5mm< ϕ <10mm e una morsetteria a connessione rapida. Per garantire la tenuta del passacavo è consigliabile utilizzare cavi elettrici flessibili idonei all'impiego in ambienti esterni.

LED source included. Integrated electrical power supply 220-240V ON/OFF. With IP65 cable guide for rubber cables 5mm< ϕ <10mm and a connection box for fast connections. To ensure the tightness of the cable guide it's recommended to use flexible electric cables suitable for exterior use.

2200K disponibile su richiesta.

2200K available on request.

Optic Spot 14°

Power Led: 6W - 417 lm \neq OUTPUT 303 lm - 2700K/CRI 80 - 220÷230V / 6W - 447 lm \neq OUTPUT 328 lm - 3000K/CRI 80 - 220÷230V / 6W - 462 lm \neq OUTPUT 340 lm - 4000K/CRI 80 - 220÷230V

2700K

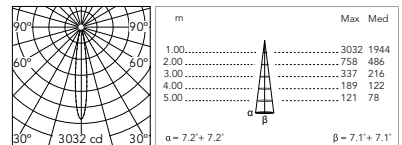
- FA844281101.A
- FA844281106.A
- FA844281112.A
- FA844281118.A
- FA844281130.A
- FA844281133.A

3000K

- FA844281201.A
- FA844281206.A
- FA844281212.A
- FA844281218.A
- FA844281230.A
- FA844281233.A

4000K

- FA844281301.A
- FA844281306.A
- FA844281312.A
- FA844281318.A
- FA844281330.A
- FA844281333.A



@ 3000K

Optic Medium 54°

Power Led: 6W - 417 lm \neq OUTPUT 270 lm - 2700K/CRI 80 - 220÷230V / 6W - 447 lm \neq OUTPUT 293 lm - 3000K/CRI 80 - 220÷230V / 6W - 462 lm \neq OUTPUT 304 lm - 4000K/CRI 80 - 220÷230V

2700K

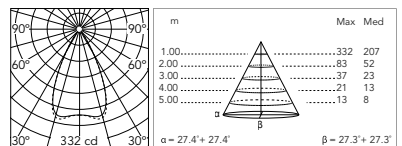
- FA844282101.A
- FA844282106.A
- FA844282112.A
- FA844282118.A
- FA844282130.A
- FA844282133.A

3000K

- FA844282201.A
- FA844282206.A
- FA844282212.A
- FA844282218.A
- FA844282230.A
- FA844282233.A

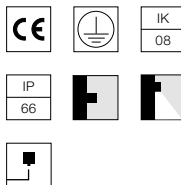
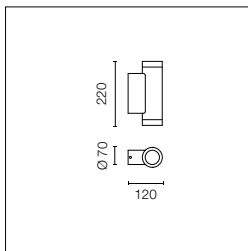
4000K

- FA844282301.A
- FA844282306.A
- FA844282312.A
- FA844282318.A
- FA844282330.A
- FA844282333.A



@ 3000K

Emma Wall 2 Mono Retrofit

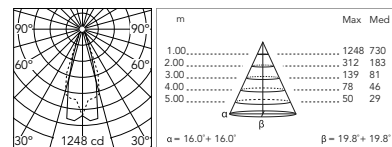


Sorgente attacco GZ10 esclusa; compatibile con lampadine LED retrofit. Alimentazione elettrica 220-230V ON/ OFF. Dotata di passacavo IP65, per cavi in gomma 5mm< ϕ <10mm e una morsettiere a connessione rapida. Per garantire la tenuta del passacavo è consigliabile utilizzare cavi elettrici flessibili idonei all'impiego in ambienti esterni.

GZ10 bulb holder not included, compatible with retrofit LED bulbs. Electrical power supply 220-230V ON/OFF. With IP65 cable guide for rubber cables 5mm< ϕ <10mm and a connection box for fast connections. To ensure the tightness of the cable guide it's recommended to use flexible electric cables suitable for exterior use.

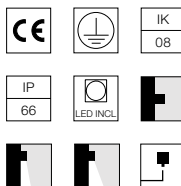
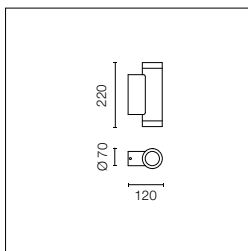
PAR 16: 35W - 230V - GZ 10 - Lamp max size ϕ 50mm H. 55mm - Optional LED bulb: DR PAR 7,5W - 230V - GZ 10

- FA116282101
- FA116282106
- FA116282112
- FA116282118
- FA116282130
- FA116282133



@ 4000K

Emma Wall 2 Mono Led



Sorgente a LED inclusa. Alimentazione elettrica 220-240V ON/ OFF integrata. Dotata di passacavo IP65, per cavi in gomma 5mm< ϕ <10mm e una morsettiere a connessione rapida. Per garantire la tenuta del passacavo è consigliabile utilizzare cavi elettrici flessibili idonei all'impiego in ambienti esterni.

LED source included. Integrated electrical power supply 220-240V ON/OFF. With IP65 cable guide for rubber cables 5mm< ϕ <10mm and a connection box for fast connections. To ensure the tightness of the cable guide it's recommended to use flexible electric cables suitable for exterior use.

2200K disponibile su richiesta.

2200K available on request.

Optic Spot 14°

Power Led: 6,5W - 574 lm \neq OUTPUT 439 lm - 2700K/CRI 80 - 110 \div 240V / 6,5W - 617 lm \neq OUTPUT 472 lm - 3000K/CRI 80 - 110 \div 240V / 6,5W - 649 lm \neq OUTPUT 488 lm - 4000K/CRI 80 - 110 \div 240V

2700K

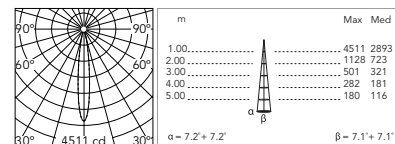
- FA116271201
- FA116271206
- FA116271212
- FA116271218
- FA116271230
- FA116271233

3000K

- FA116561201
- FA116561206
- FA116561212
- FA116561218
- FA116561230
- FA116561233

4000K

- FA1161721201
- FA1161721206
- FA1161721212
- FA1161721218
- FA1161721230
- FA1161721233



@ 4000K

Optic Medium 54°

Power Led: 6,5W - 574 lm \neq OUTPUT 392 lm - 2700K/CRI 80 - 110 \div 240V / 6,5W - 617 lm \neq OUTPUT 422 lm - 3000K/CRI 80 - 110 \div 240V / 6,5W - 649 lm \neq OUTPUT 436 lm - 4000K/CRI 80 - 110 \div 240V

2700K

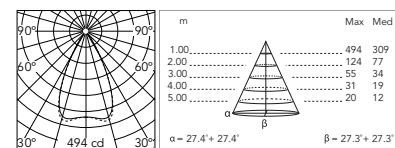
- FA116272101
- FA116272106
- FA116272112
- FA116272118
- FA116272130
- FA116272133

3000K

- FA116562101
- FA116562106
- FA116562112
- FA116562118
- FA116562130
- FA116562133

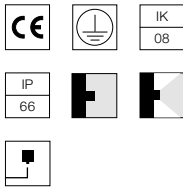
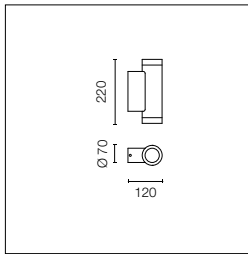
4000K

- FA1161722101
- FA1161722106
- FA1161722112
- FA1161722118
- FA1161722130
- FA1161722133



@ 4000K

Emma Wall 2 Double Retrofit

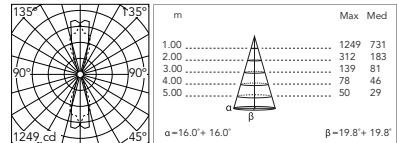


Sorgente attacco GZ10 esclusa; compatibile con lampadine LED retrofit. Alimentazione elettrica 220-230V ON/ OFF. Dotata di passacavo IP65, per cavi in gomma 5mm< ϕ <10mm e una morsettiera a 2 poli a connessione rapida. Per garantire la tenuta del passacavo è consigliabile utilizzare cavi elettrici flessibili idonei all'impiego in ambienti esterni.

GZ10 bulb holder not included, compatible with retrofit LED bulbs. Electrical power supply 220-230V ON/OFF. With IP65 cable guide for rubber cables 5mm< ϕ <10mm and a 2-pole connection box for fast connections. To ensure the tightness of the cable guide it's recommended to use flexible electric cables suitable for exterior use.

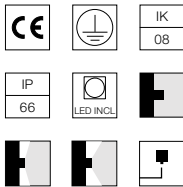
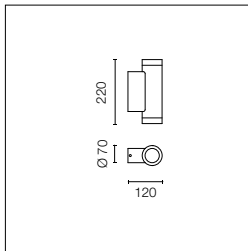
PAR 16: 2x35W - 230V - GZ 10 - Lamp max size ϕ 50mm H. 55mm - Optional LED bulb: DR PAR 7,5W - 230V - GZ 10

- FA116284201
- FA116284206
- FA116284212
- FA116284218
- FA116284230
- FA116284233



@ 4000K

Emma Wall 2 Double Led



Sorgente a LED inclusa. Alimentazione elettrica 220-240V ON/ OFF integrata. Dotata di passacavo IP65, per cavi in gomma 5mm< ϕ <10mm e una morsettiera a connessione rapida. Per garantire la tenuta del passacavo è consigliabile utilizzare cavi elettrici flessibili idonei all'impiego in ambienti esterni.

LED source included. Electrical power supply 220-240V ON/ OFF. With IP65 cable guide for rubber cables 5mm< ϕ <10mm and a connection box for fast connections. To ensure the tightness of the cable guide it's recommended to use flexible electric cables suitable for exterior use.

2200K disponibile su richiesta.

2200K available on request.

Optic Spot 14°

Power Led: 12W - 2x574 lm \neq OUTPUT 2x439 lm - 2700K/CRI 80 - 110 \div 240V / 12W - 2x617 lm \neq OUTPUT 2x472 lm - 3000K/CRI 80 - 110 \div 240V / 12W - 2x649 lm \neq OUTPUT 2x488 lm - 4000K/CRI 80 - 110 \div 240V

2700K

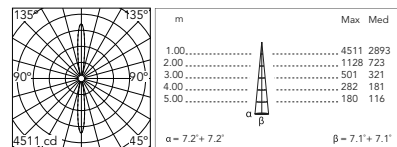
- FA1162711301
- FA1162711306
- FA1162711312
- FA1162711318
- FA1162711330
- FA1162711333

3000K

- FA1165611301
- FA1165611306
- FA1165611312
- FA1165611318
- FA1165611330
- FA1165611333

4000K

- FA11617211301
- FA11617211306
- FA11617211312
- FA11617211318
- FA11617211330
- FA11617211333



@ 4000K

Optic Medium 54°

Power Led: 12W - 2x574 lm \neq OUTPUT 2x392 lm - 2700K/CRI 80 - 110 \div 240V / 12W - 2x617 lm \neq OUTPUT 2x422 lm - 3000K/CRI 80 - 110 \div 240V / 12W - 2x649 lm \neq OUTPUT 2x436 lm - 4000K/CRI 80 - 110 \div 240V

2700K

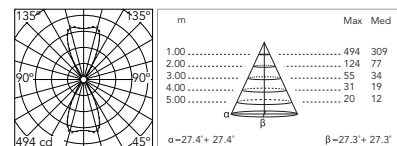
- FA116274201
- FA116274206
- FA116274212
- FA116274218
- FA116274230
- FA116274233

3000K

- FA116564201
- FA116564206
- FA116564212
- FA116564218
- FA116564230
- FA116564233

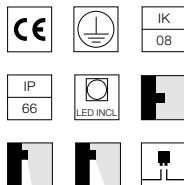
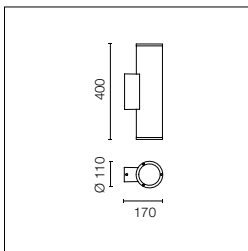
4000K

- FA1161724201
- FA1161724206
- FA1161724212
- FA1161724218
- FA1161724230
- FA1161724233



@ 4000K

Emma Wall 3 Mono



Sorgente a LED inclusa.
Alimentazione elettrica 220-240V ON/ OFF integrata. Dotata di due passacavi IP65, per cavi in gomma 8mm- ϕ <12mm e una morsetteria a connessione rapida. Per garantire la tenuta del passacavo è consigliabile utilizzare cavi elettrici flessibili idonei all'impiego in ambienti esterni.

LED source included. Electrical power supply 220-240V ON/OFF. With IP65 cable guide for rubber cables 8mm- ϕ <12mm and a connection box for fast connections. To ensure the tightness of the cable guide it's recommended to use flexible electric cables suitable for exterior use.

Optic Spot 20°

CoB Led: 14,5W - 1895 lm \neq OUTPUT 1569 lm - 2700K/CRI 80 - 220 \pm 240V / 14,5W - 2038 lm \neq OUTPUT 1687 lm - 3000K/CRI 80 - 220 \pm 240V / 14,5W - 2123 lm \neq OUTPUT 1757 lm - 4000K/CRI 80 - 220 \pm 240V

2700K

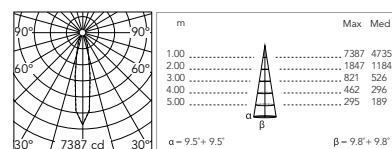
- FA11727914601.A
- FA11727914606.A
- FA11727914612.A
- FA11727914618.A
- FA11727914630.A
- FA11727914633.A

3000K

- FA11726914601.A
- FA11726914606.A
- FA11726914612.A
- FA11726914618.A
- FA11726914630.A
- FA11726914633.A

4000K

- FA11726814601.A
- FA11726814606.A
- FA11726814612.A
- FA11726814618.A
- FA11726814630.A
- FA11726814633.A



@ 4000K

Optic Medium 38°

CoB Led: 14,5W - 1895 lm \neq OUTPUT 1526 lm - 2700K/CRI 80 - 220 \pm 240V / 14,5W - 2038 lm \neq OUTPUT 1641 lm - 3000K/CRI 80 - 220 \pm 240V / 14,5W - 2123 lm \neq OUTPUT 1709 lm - 4000K/CRI 80 - 220 \pm 240V

2700K

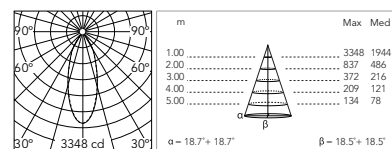
- FA11727914701.A
- FA11727914706.A
- FA11727914712.A
- FA11727914718.A
- FA11727914730.A
- FA11727914733.A

3000K

- FA11726914701.A
- FA11726914706.A
- FA11726914712.A
- FA11726914718.A
- FA11726914730.A
- FA11726914733.A

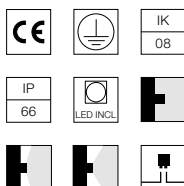
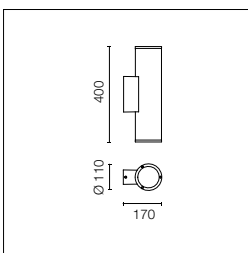
4000K

- FA11726814701.A
- FA11726814706.A
- FA11726814712.A
- FA11726814718.A
- FA11726814730.A
- FA11726814733.A



@ 4000K

Emma Wall 3 Double



Sorgente a LED inclusa.
Alimentazione elettrica 220-240V ON/ OFF integrata. Dotata di due passacavi IP65, per cavi in gomma 8mm- ϕ <12mm e una morsetteria a connessione rapida. Per garantire la tenuta del passacavo è consigliabile utilizzare cavi elettrici flessibili idonei all'impiego in ambienti esterni.

LED source included. Electrical power supply 220-240V ON/OFF. With IP65 cable guide for rubber cables 8mm- ϕ <12mm and a connection box for fast connections. To ensure the tightness of the cable guide it's recommended to use flexible electric cables suitable for exterior use.

Optic Spot 20°

CoB Led: 27W - 2x1895 lm \neq OUTPUT 2x1569 lm - 2700K/CRI 80 - 220 \pm 240V / 27W - 2x2038 lm \neq OUTPUT 2x1687 lm - 3000K/CRI 80 - 220 \pm 240V / 27W - 2x2123 lm \neq OUTPUT 2x1757 lm - 4000K/CRI 80 - 220 \pm 240V

2700K

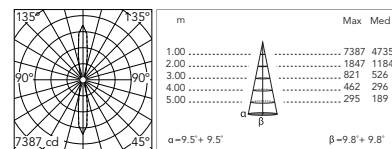
- FA11727914801.A
- FA11727914806.A
- FA11727914812.A
- FA11727914818.A
- FA11727914830.A
- FA11727914833.A

3000K

- FA11726914801.A
- FA11726914806.A
- FA11726914812.A
- FA11726914818.A
- FA11726914830.A
- FA11726914833.A

4000K

- FA11726814801.A
- FA11726814806.A
- FA11726814812.A
- FA11726814818.A
- FA11726814830.A
- FA11726814833.A



@ 4000K

Optic Medium 38°

CoB Led: 27W - 2x1895 lm \neq OUTPUT 2x1526 lm - 2700K/CRI 80 - 220 \pm 240V / 27W - 2x2038 lm \neq OUTPUT 2x1641 lm - 3000K/CRI 80 - 220 \pm 240V / 27W - 2x2123 lm \neq OUTPUT 2x1709 lm - 4000K/CRI 80 - 220 \pm 240V

2700K

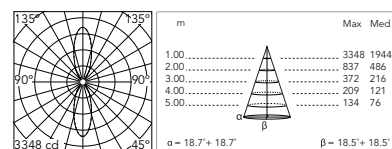
- FA11727914901.A
- FA11727914906.A
- FA11727914912.A
- FA11727914918.A
- FA11727914930.A
- FA11727914933.A

3000K

- FA11726914901.A
- FA11726914906.A
- FA11726914912.A
- FA11726914918.A
- FA11726914930.A
- FA11726914933.A

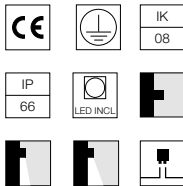
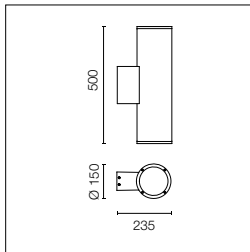
4000K

- FA11726814901.A
- FA11726814906.A
- FA11726814912.A
- FA11726814918.A
- FA11726814930.A
- FA11726814933.A



@ 4000K

Emma Wall 4 Mono



Sorgente a LED inclusa.
Alimentazione elettrica 220-240V ON/ OFF integrata. Dotata di due passacavi IP65, per cavi in gomma 8mm< ϕ <12mm e una morsettiera a connessione rapida. Per garantire la tenuta del passacavo è consigliabile utilizzare cavi elettrici flessibili idonei all'impiego in ambienti esterni.

LED source included. Electrical power supply 220-240V ON/ OFF. With IP65 cable guide for rubber cables 8mm< ϕ <12mm and a connection box for fast connections. To ensure the tightness of the cable guide it's recommended to use flexible electric cables suitable for exterior use.

Optic Spot 18°

CoB Led: 20W - 2744 lm \neq OUTPUT 2121 lm - 2700K/CRI 80 - 220 \pm 240V / 20W - 2950 lm \neq OUTPUT 2281 lm - 3000K/CRI 80 - 220 \pm 240V / 20W - 3080 lm \neq OUTPUT 2382 lm - 4000K/CRI 80 - 220 \pm 240V

2700K

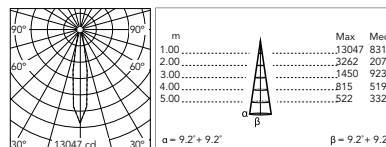
- FA11828215001.A
- FA11828215006.A
- FA11828215012.A
- FA11828215018.A
- FA11828215030.A
- FA11828215033.A

3000K

- FA11827215001.A
- FA11827215006.A
- FA11827215012.A
- FA11827215018.A
- FA11827215030.A
- FA11827215033.A

4000K

- FA11827115001.A
- FA11827115006.A
- FA11827115012.A
- FA11827115018.A
- FA11827115030.A
- FA11827115033.A



@ 4000K

Optic Medium 42°

CoB Led: 20W - 2744 lm \neq OUTPUT 2030 lm - 2700K/CRI 80 - 220 \pm 240V / 20W - 2950 lm \neq OUTPUT 2183 lm - 3000K/CRI 80 - 220 \pm 240V / 20W - 3080 lm \neq OUTPUT 2279 lm - 4000K/CRI 80 - 220 \pm 240V

2700K

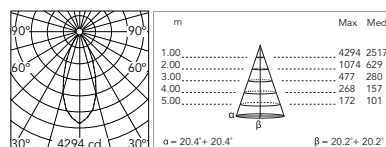
- FA11828215101.A
- FA11828215106.A
- FA11828215112.A
- FA11828215118.A
- FA11828215130.A
- FA11828215133.A

3000K

- FA11827215101.A
- FA11827215106.A
- FA11827215112.A
- FA11827215118.A
- FA11827215130.A
- FA11827215133.A

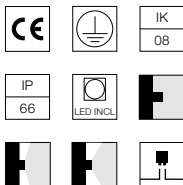
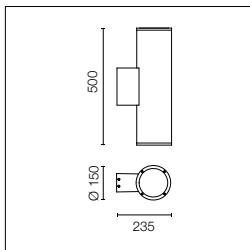
4000K

- FA11827115101.A
- FA11827115106.A
- FA11827115112.A
- FA11827115118.A
- FA11827115130.A
- FA11827115133.A



@ 4000K

Emma Wall 4 Double



Sorgente a LED inclusa.
Alimentazione elettrica 220-240V ON/ OFF integrata. Dotata di due passacavi IP65, per cavi in gomma 8mm< ϕ <12mm e una morsettiera a connessione rapida. Per garantire la tenuta del passacavo è consigliabile utilizzare cavi elettrici flessibili idonei all'impiego in ambienti esterni.

LED source included. Electrical power supply 220-240V ON/ OFF. With IP65 cable guide for rubber cables 8mm< ϕ <12mm and a connection box for fast connections. To ensure the tightness of the cable guide it's recommended to use flexible electric cables suitable for exterior use.

Optic Spot 18°

CoB Led: 39W - 2x2744 lm \neq OUTPUT 2x2121 lm - 2700K/CRI 80 - 220 \pm 240V / 39W - 2x2950 lm \neq OUTPUT 2x2281 lm - 3000K/CRI 80 - 220 \pm 240V / 39W - 2x3080 lm \neq OUTPUT 2x2382 lm - 4000K/CRI 80 - 220 \pm 240V

2700K

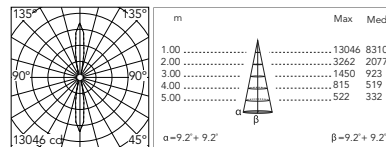
- FA11828215201.A
- FA11828215206.A
- FA11828215212.A
- FA11828215218.A
- FA11828215230.A
- FA11828215233.A

3000K

- FA11827215201.A
- FA11827215206.A
- FA11827215212.A
- FA11827215218.A
- FA11827215230.A
- FA11827215233.A

4000K

- FA11827115201.A
- FA11827115206.A
- FA11827115212.A
- FA11827115218.A
- FA11827115230.A
- FA11827115233.A



@ 4000K

Optic Medium 42°

CoB Led: 39W - 2x2744 lm \neq OUTPUT 2x2030 lm - 2700K/CRI 80 - 220 \pm 240V / 39W - 2x2950 lm \neq OUTPUT 2x2183 lm - 3000K/CRI 80 - 220 \pm 240V / 39W - 2x3080 lm \neq OUTPUT 2x2279 lm - 4000K/CRI 80 - 220 \pm 240V

2700K

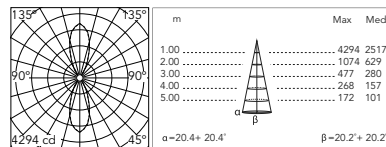
- FA11828215301.A
- FA11828215306.A
- FA11828215312.A
- FA11828215318.A
- FA11828215330.A
- FA11828215333.A

3000K

- FA11827215301.A
- FA11827215306.A
- FA11827215312.A
- FA11827215318.A
- FA11827215330.A
- FA11827215333.A

4000K

- FA11827115301.A
- FA11827115306.A
- FA11827115312.A
- FA11827115318.A
- FA11827115330.A
- FA11827115333.A



@ 4000K

Emma Wall: Accessori / Accessories

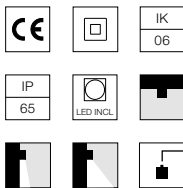
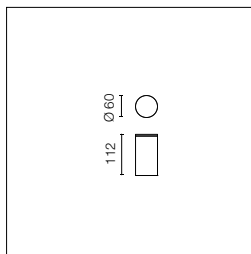
Sistema di giunzione IP68 a 2
vie 4 poli. (Ø7÷12mm cavo).

2 way terminal block 4 poles
IP68. (Ø7÷12mm cable).

F990C040000



Emma Ceiling 2



Sorgente a LED inclusa. Alimentazione elettrica 220-240V ON/ OFF integrata. Dotata di passacavo IP65, per cavi in gomma 5mmϕ<math><9\text{mm}</math> e una morsetteria a connessione rapida. Per garantire la tenuta del passacavo è consigliabile utilizzare cavi elettrici flessibili idonei all'impiego in ambienti esterni.

LED source included. Integrated electrical power supply 220-240V ON/OFF. With IP65 cable guide for rubber cables 5mmϕ<math><9\text{mm}</math> and a connection box for fast connections. To ensure the tightness of the cable guide it's recommended to use flexible electric cables suitable for exterior use.

Optic Spot 15°

Power Led: 6W - 442 lm \neq OUTPUT 396 lm - 2700K/CRI 80 - 220÷240V / 6W - 475 lm \neq OUTPUT 426 lm - 3000K/CRI 80 - 220÷240V / 6W - 510 lm \neq OUTPUT 458 lm - 4000K/CRI 80 - 220÷240V

2700K

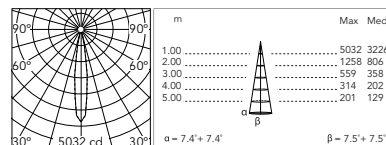
- FA53124201.A
- FA53124206.A
- FA53124212.A
- FA53124218.A
- FA53124230.A
- FA53124233.A

3000K

- FA53104201.A
- FA53104206.A
- FA53104212.A
- FA53104218.A
- FA53104230.A
- FA53104233.A

4000K

- FA53104101.A
- FA53104106.A
- FA53104112.A
- FA53104118.A
- FA53104130.A
- FA53104133.A



@ 4000K

Optic Flood 65°

Power Led: 6W - 442 lm \neq OUTPUT 314 lm - 2700K/CRI 80 - 220÷240V / 6W - 475 lm \neq OUTPUT 338 lm - 3000K/CRI 80 - 220÷240V / 6W - 510 lm \neq OUTPUT 363 lm - 4000K/CRI 80 - 220÷240V

2700K

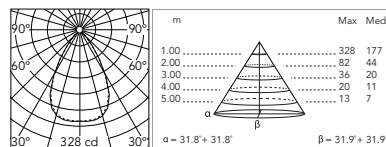
- FA53124401.A
- FA53124406.A
- FA53124412.A
- FA53124418.A
- FA53124430.A
- FA53124433.A

3000K

- FA53104401.A
- FA53104406.A
- FA53104412.A
- FA53104418.A
- FA53104430.A
- FA53104433.A

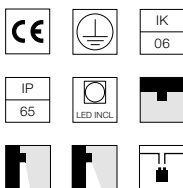
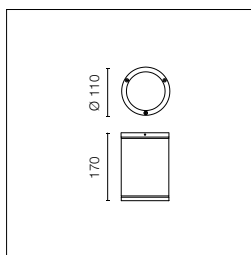
4000K

- FA53104301.A
- FA53104306.A
- FA53104312.A
- FA53104318.A
- FA53104330.A
- FA53104333.A



@ 4000K

Emma Ceiling 3 Direct Voltage



Sorgente a LED inclusa. Modulo Led configurato per lavorare direttamente alla rete elettrica 220-230V ON/ OFF. Dotata di due passacavi IP65, per cavi in gomma 5mmϕ<math><9\text{mm}</math> e una morsetteria a connessione rapida. Per garantire la tenuta del passacavo è consigliabile utilizzare cavi elettrici flessibili idonei all'impiego in ambienti esterni.

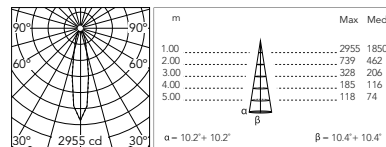
LED source included. LED module configured to work directly on the mains 220-230V ON/OFF. With IP65 cable guide for rubber cables 5mmϕ<math><9\text{mm}</math> and a connection box for fast connections. To ensure the tightness of the cable guide it's recommended to use flexible electric cables suitable for exterior use.

Optic Spot 20°

CoB Led: 12W - 951 lm \neq OUTPUT 752 lm - 3000K/CRI 80 - 220÷230V

3000K

- FA53102901
- FA53102906
- FA53102912
- FA53102918
- FA53102930
- FA53102933



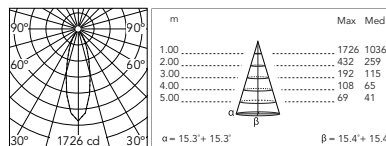
@ 3000K

Optic Medium 30°

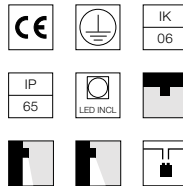
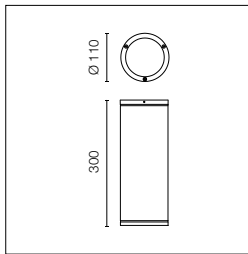
CoB Led: 12W - 951 lm \neq OUTPUT 713 lm - 3000K/CRI 80 - 220÷230V

3000K

- FA53103001
- FA53103006
- FA53103012
- FA53103018
- FA53103030
- FA53103033



@ 3000K



Sorgente a LED inclusa. Alimentazione elettrica 220-240V ON/ OFF e dimmerabile 1-10V o DALI integrata. Dotata di due passacavi IP65, per cavi in gomma 5mm<math>ϕ</math>9mm e una morsetteria a connessione rapida. Per garantire la tenuta del passacavo è consigliabile utilizzare cavi elettrici flessibili idonei all'impiego in ambienti esterni.

LED source included. Integrated power supply 220-230V ON/OFF and dimmable 1-10V or DALI. With IP65 cable guide for rubber cables 5mm<math>ϕ</math>9mm and a connection box for fast connections. To ensure the tightness of the cable guide it's recommended to use flexible electric cables suitable for exterior use.

Optic Spot 20°

CoB Led: 15W - 1622 lm \neq OUTPUT 1455 lm - 2700K/CRI 80 - 220÷240V / 15W - 1744 lm \neq OUTPUT 1564 lm - 3000K/CRI 80 - 220÷240V / 15W - 1829 lm \neq OUTPUT 1641 lm - 4000K/CRI 80 - 220÷240V

2700K

Non Dimmable

- FA53121201.A
- FA53121206.A
- FA53121212.A
- FA53121218.A
- FA53121230.A
- FA53121233.A
- 1-10V
- FA53121201-310.A
- FA53121206-310.A
- FA53121212-310.A
- FA53121218-310.A
- FA53121230-310.A
- FA53121233-310.A
- Dali
- FA53121201-300.B
- FA53121206-300.B
- FA53121212-300.B
- FA53121218-300.B
- FA53121230-300.B
- FA53121233-300.B

3000K

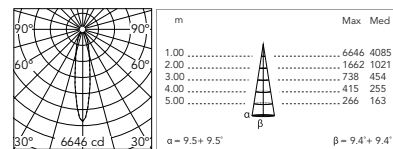
Non Dimmable

- FA53101201.A
- FA53101206.A
- FA53101212.A
- FA53101218.A
- FA53101230.A
- FA53101233.A
- 1-10V
- FA53101201-310.A
- FA53101206-310.A
- FA53101212-310.A
- FA53101218-310.A
- FA53101230-310.A
- FA53101233-310.A
- Dali
- FA53101201-300.B
- FA53101206-300.B
- FA53101212-300.B
- FA53101218-300.B
- FA53101230-300.B
- FA53101233-300.B

4000K

Non Dimmable

- FA53101101
- FA53101106
- FA53101112
- FA53101118
- FA53101130
- FA53101133
- 1-10V
- FA53101101-310
- FA53101106-310
- FA53101112-310
- FA53101118-310
- FA53101130-310
- FA53101133-310
- Dali
- FA53101101-300.A
- FA53101106-300.A
- FA53101112-300.A
- FA53101118-300.A
- FA53101130-300.A
- FA53101133-300.A



@ 4000K

Optic Medium 40°

CoB Led: 15W - 1622 lm \neq OUTPUT 1443 lm - 2700K/CRI 80 - 220÷240V / 15W - 1744 lm \neq OUTPUT 1552 lm - 3000K/CRI 80 - 220÷240V / 15W - 1829 lm \neq OUTPUT 1628 lm - 4000K/CRI 80 - 220÷240V

2700K

Non Dimmable

- FA53120901.A
- FA53120906.A
- FA53120912.A
- FA53120918.A
- FA53120930.A
- FA53120933.A
- 1-10V
- FA53120901-310.A
- FA53120906-310.A
- FA53120912-310.A
- FA53120918-310.A
- FA53120930-310.A
- FA53120933-310.A
- Dali
- FA53120901-300.B
- FA53120906-300.B
- FA53120912-300.B
- FA53120918-300.B
- FA53120930-300.B
- FA53120933-300.B

3000K

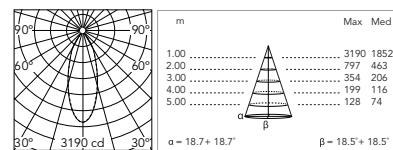
Non Dimmable

- FA53100901.A
- FA53100906.A
- FA53100912.A
- FA53100918.A
- FA53100930.A
- FA53100933.A
- 1-10V
- FA53100901-310.A
- FA53100906-310.A
- FA53100912-310.A
- FA53100918-310.A
- FA53100930-310.A
- FA53100933-310.A
- Dali
- FA53100901-300.B
- FA53100906-300.B
- FA53100912-300.B
- FA53100918-300.B
- FA53100930-300.B
- FA53100933-300.B

4000K

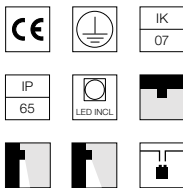
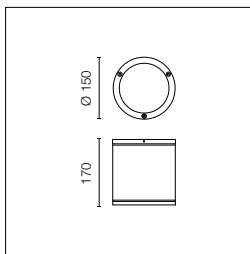
Non Dimmable

- FA53100801.A
- FA53100806.A
- FA53100812.A
- FA53100818.A
- FA53100830.A
- FA53100833.A
- 1-10V
- FA53100801-310.A
- FA53100806-310.A
- FA53100812-310.A
- FA53100818-310.A
- FA53100830-310.A
- FA53100833-310.A
- Dali
- FA53100801-300.B
- FA53100806-300.B
- FA53100812-300.B
- FA53100818-300.B
- FA53100830-300.B
- FA53100833-300.B



@ 4000K

Emma Ceiling 4 Direct Voltage



Sorgente a LED inclusa. Modulo Led configurato per lavorare direttamente alla rete elettrica 220-230V ON/ OFF. Dotata di due passacavi IP65, per cavi in gomma 5mm$\phi$$\leq$9mm e una morsettieria a connessione rapida. Per garantire la tenuta del passacavo è consigliabile utilizzare cavi elettrici flessibili idonei all'impiego in ambienti esterni.

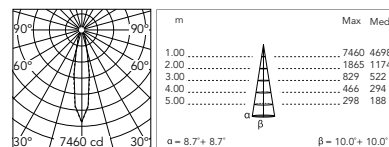
LED source included. LED module configured to work directly on the mains 220-230V ON/OFF. With IP65 cable guide for rubber cables 5mm$\phi$$\leq$9mm and a connection box for fast connections. To ensure the tightness of the cable guide it's recommended to use flexible electric cables suitable for exterior use.

Optic Spot 20°

CoB Led: 24W - 2303 lm \neq OUTPUT 1659 lm - 3000K/CRI 80 - 220÷230V

3000K

- FA53103101
- FA53103106
- FA53103112
- FA53103118
- FA53103130
- FA53103133

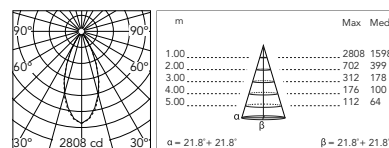


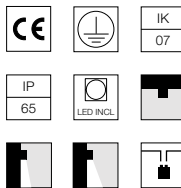
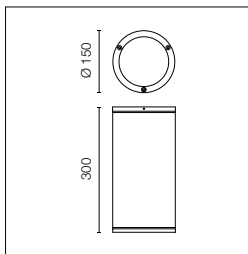
Optic Medium 40°

CoB Led: 24W - 2303 lm \neq OUTPUT 1610 lm - 3000K/CRI 80 - 220÷230V

3000K

- FA53103201
- FA53103206
- FA53103212
- FA53103218
- FA53103230
- FA53103233





Sorgente a LED inclusa. Alimentazione elettrica 220-240V ON/ OFF e dimmerabile 1-10V o DALI integrata. Dotata di due passacavi IP65, per cavi in gomma 5mm$\phi$$\leq$9mm e una morsetteria a connessione rapida. Per garantire la tenuta del passacavo è consigliabile utilizzare cavi elettrici flessibili idonei all'impiego in ambienti esterni.

LED source included. Integrated power supply 220-230V ON/OFF and dimmable 1-10V or DALI. With IP65 cable guide for rubber cables 5mm$\phi$$\leq$9mm and a connection box for fast connections. To ensure the tightness of the cable guide it's recommended to use flexible electric cables suitable for exterior use.

Optic Spot 20°

CoB Led: 20W - 2387 lm \neq OUTPUT 1907 lm - 2700K/CRI 80 - 220÷240V / 20W - 2567 lm \neq OUTPUT 2050 lm - 3000K/CRI 80 - 220÷240V / 20W - 2632 lm \neq OUTPUT 2102 lm - 4000K/CRI 80 - 220÷240V

2700K

Non Dimmable

- FA53122401.A
- FA53122406.A
- FA53122412.A
- FA53122418.A
- FA53122430.A
- FA53122433.A
- 1-10V
- FA53122401-310.A
- FA53122406-310.A
- FA53122412-310.A
- FA53122418-310.A
- FA53122430-310.A
- FA53122433-310.A
- Dali
- FA53122401-300.B
- FA53122406-300.B
- FA53122412-300.B
- FA53122418-300.B
- FA53122430-300.B
- FA53122433-300.B

3000K

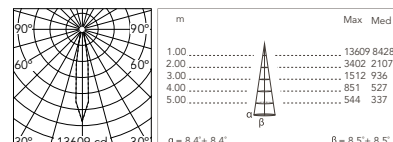
Non Dimmable

- FA53102401.A
- FA53102406.A
- FA53102412.A
- FA53102418.A
- FA53102430.A
- FA53102433.A
- 1-10V
- FA53102401-310.A
- FA53102406-310.A
- FA53102412-310.A
- FA53102418-310.A
- FA53102430-310.A
- FA53102433-310.A
- Dali
- FA53102401-300.B
- FA53102406-300.B
- FA53102412-300.B
- FA53102418-300.B
- FA53102430-300.B
- FA53102433-300.B

4000K

Non Dimmable

- FA53102501.A
- FA53102506.A
- FA53102512.A
- FA53102518.A
- FA53102530.A
- FA53102533.A
- 1-10V
- FA53102501-310.A
- FA53102506-310.A
- FA53102512-310.A
- FA53102518-310.A
- FA53102530-310.A
- FA53102533-310.A
- Dali
- FA53102501-300.B
- FA53102506-300.B
- FA53102512-300.B
- FA53102518-300.B
- FA53102530-300.B
- FA53102533-300.B



@ 4000K

Optic Medium 40°

CoB Led: 20W - 2387 lm \neq OUTPUT 1923 lm - 2700K/CRI 80 - 220÷240V / 20W - 2567 lm \neq OUTPUT 2068 lm - 3000K/CRI 80 - 220÷240V / 20W - 2632 lm \neq OUTPUT 2121 lm - 4000K/CRI 80 - 220÷240V

2700K

Non Dimmable

- FA53122101.A
- FA53122106.A
- FA53122112.A
- FA53122118.A
- FA53122130.A
- FA53122133.A
- 1-10V
- FA53122101-310.A
- FA53122106-310.A
- FA53122112-310.A
- FA53122118-310.A
- FA53122130-310.A
- FA53122133-310.A
- Dali
- FA53122101-300.B
- FA53122106-300.B
- FA53122112-300.B
- FA53122118-300.B
- FA53122130-300.B
- FA53122133-300.B

3000K

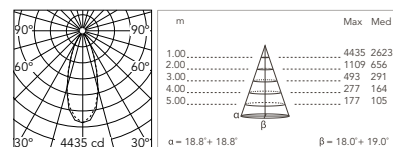
Non Dimmable

- FA53102101.A
- FA53102106.A
- FA53102112.A
- FA53102118.A
- FA53102130.A
- FA53102133.A
- 1-10V
- FA53102101-310.A
- FA53102106-310.A
- FA53102112-310.A
- FA53102118-310.A
- FA53102130-310.A
- FA53102133-310.A
- Dali
- FA53102101-300.B
- FA53102106-300.B
- FA53102112-300.B
- FA53102118-300.B
- FA53102130-300.B
- FA53102133-300.B

4000K

Non Dimmable

- FA53102001.A
- FA53102006.A
- FA53102012.A
- FA53102018.A
- FA53102030.A
- FA53102033.A
- 1-10V
- FA53102001-310.A
- FA53102006-310.A
- FA53102012-310.A
- FA53102018-310.A
- FA53102030-310.A
- FA53102033-310.A
- Dali
- FA53102001-300.B
- FA53102006-300.B
- FA53102012-300.B
- FA53102018-300.B
- FA53102030-300.B
- FA53102033-300.B




@ 4000K

Emma: Accessori / Accessories

Dispositivo di protezione per il sovraccarico. 275Vac. Corrente massima di scarica 10KA (8/29µs). Massima corrente operativa 5A. Adatto per la connessione in serie. IP66.

Surge protection device. 275Vac. Maximum discharge current 10KA (8/20µs). Maximum operating current 5A. Suitable for series connection. IP66.

LED Lamps
F990E00A000



Leila







Famiglia / Family

Leila 1



CoB Led

up to 14W
up to 941 lm - 2700K/CRI 80
up to 980 lm - 3000K/CRI 80
up to 1073 lm - 4000K/CRI 80
* Net lumen output

Leila 2



CoB Led

up to 14W
up to 1457 lm - 2700K/CRI 80
up to 1567 lm - 3000K/CRI 80
up to 1653 lm - 4000K/CRI 80
* Net lumen output

Leila 3



CoB Led

up to 28W
up to 2380 lm - 2700K/CRI 80
up to 2559 lm - 3000K/CRI 80
up to 2700 lm - 4000K/CRI 80
* Net lumen output

Leila 4




CoB Led

up to 40W
up to 3443 lm - 2700K/CRI 80
up to 3742 lm - 3000K/CRI 80
up to 3929 lm - 4000K/CRI 80
* Net lumen output

Colori / Colours



01 White

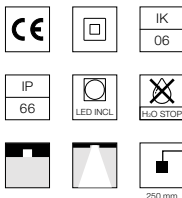
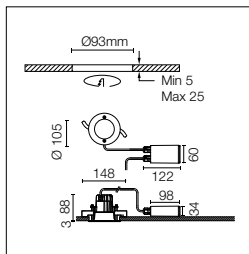


56 Matt Stainless Steel

Descrizione / Description

Famiglia di apparecchi di illuminazione con sorgente luminosa a LED per installazione a incasso a soffitto e controsoffitto in cartongesso, caratterizzati dalla forma circolare declinata in quattro dimensioni. Disponibile in diverse aperture di fascio per dimensione. Corpo dell'apparecchio in alluminio pressofuso lega EN AB 47100 (a basso contenuto di rame), ghiera esterna in acciaio inox AISI 316L pallinato o verniciato in colore bianco opaco. Diffusore in vetro testurizzato con bordo serigrafato, fissato all'apparecchio tramite incollaggio robotizzato. Le viterie di fissaggio sono in acciaio inox AISI 316L. L'apparecchio è dotato di un connettore a vite M12 a tenuta stagna che fornisce isolamento ottimale contro la penetrazione di acqua e rapido collegamento con l'unità di cablaggio. L'alimentatore è in dotazione con l'apparecchio come un kit IP67 remoto da alloggiare nella cassaforma da incasso in caso di soffitto in muratura o direttamente appoggiato in prossimità dell'apparecchio in caso di controsoffitto. Disponibile come accessorio opzionale la cassaforma in metallo da murare in caso di soffitto in muratura o cemento armato.

Luminaire family with LED source for recessed ceiling and plaster-board false ceiling mounting. Defined by their round shape. Available in four dimensions and different beam angles per dimension. EN AB-47100 die cast aluminum body (with low copper content), AISI 316L stainless steel outer lid, shot-blasted and varnished in matte white. Textured glass diffuser with silkscreen edge, attached to the luminaire with a robotic gluing system. The fixing screws are made of stainless steel AISI 316L. Equipped with a watertight M12 threaded connector that prevents water infiltration and facilitates quick connection to the wiring unit. The power supply is supplied together with a remote IP67 kit to be housed in the junction box in case of recessed installation in a masonry ceiling, or supported directly near the luminaire, in case of recessed installation in a false ceiling. The metal junction box to be recessed in case of installation in masonry or reinforced concrete ceilings is available as an accessory.



Sorgente a LED inclusa.
 Alimentazione elettrica 220-240V ON/OFF: kit remoto dotato di spezzone di cavo 400mm con connettore a vite M12 a tenuta stagna all'apparecchio e di uno spezzone di cavo 250mm per il collegamento alla linea elettrica, da alloggiare in cassaforma da ordinare separatamente per soffitto in muratura, o da appoggiare in prossimità per controsoffitto in cartongesso. Versione dimmerabile a richiesta.

LED source included. Electrical power supply 220-240V ON/OFF: remote kit with a 400mm cable section with watertight threaded M12 connector on the luminaire and a 250mm cable section for connection on the mains. This needs to be housed in the junction box for masonry ceilings (it needs to be ordered separately) or set next to the luminaire in case of plasterboard false ceilings. Dimmable version available upon request.

Optic Spot 19°

CoB Led: 14W - 941 lm ≠ OUTPUT 859 lm - 2700K/CRI 80 - 220÷240V / 14W - 980 lm ≠ OUTPUT 895 lm - 3000K/CRI 80 - 220÷240V / 14W - 1073 lm ≠ OUTPUT 980 lm - 4000K/CRI 80 - 220÷240V

2700K

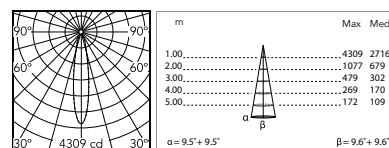
- FA53610901
- FA53610356

3000K

- FA53600901
- FA53600356

4000K

- FA53600801
- FA53600256



@ 3000K

Optic Medium 43°

CoB Led: 14W - 941 lm ≠ OUTPUT 941 lm - 2700K/CRI 80 - 220÷240V / 14W - 980 lm ≠ OUTPUT 980 lm - 3000K/CRI 80 - 220÷240V / 14W - 1073 lm ≠ OUTPUT 1073 lm - 4000K/CRI 80 - 220÷240V

2700K

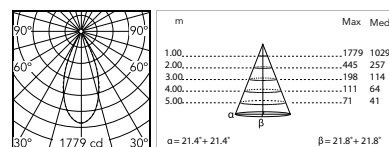
- FA53611201
- FA53610656

3000K

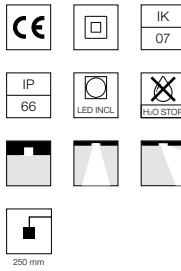
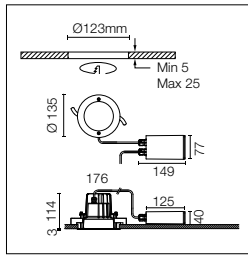
- FA53601201
- FA53600656

4000K

- FA53601101
- FA53600556



@ 3000K



Sorgente a LED inclusa. Alimentazione elettrica 220-240V ON/OFF e dimmerabile 1-10V o DALI integrata: kit remoto dotato di spezzone di cavo 400mm con connettore a vite M12 a tenuta stagna all'apparecchio e di uno spezzone di cavo 250mm per il collegamento alla linea elettrica, da alloggiare in cassaforma da ordinare separatamente per soffitto in muratura, o da appoggiare in prossimità per controsoffitto in cartongesso.

LED source included. Integrated power supply 220-240V ON/OFF and dimmable 1-10V or DALI: remote kit with a 400mm cable section with watertight threaded M12 connector on the luminaire and a 250mm cable section for connection on the mains. This needs to be housed in the junction box for masonry ceilings (it needs to be ordered separately) or set next to the luminaire in case of plasterboard false ceilings. Dimmable version available upon request.

Optic Spot 24°

CoB Led: 14W - 1457 lm ≠ OUTPUT 1457 lm - 2700K/CRI 80 - 220÷240V / 14W - 1567 lm ≠ OUTPUT 1567 lm - 3000K/CRI 80 - 220÷240V / 14W - 1653 lm ≠ OUTPUT 1653 lm - 4000K/CRI 80 - 220÷240V

2700K

Non Dimmable

- FA53612201.A
- FA53611456.A
- 1-10V
- FA53612201-310.A
- FA53611456-310.A
- Dali
- FA53612201-300.A
- FA53611456-300.A

3000K

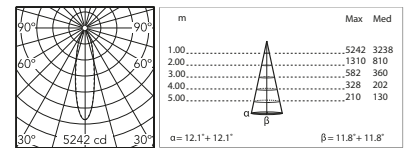
Non Dimmable

- FA53602201.A
- FA53601456.A
- 1-10V
- FA53602201-310.A
- FA53601456-310.A
- Dali
- FA53602201-300.A
- FA53601456-300.A

4000K

Non Dimmable

- FA53602101.A
- FA53601356.A
- 1-10V
- FA53602101-310.A
- FA53601356-310.A
- Dali
- FA53602101-300.A
- FA53601356-300.A



@ 3000K

Optic Medium 37°

CoB Led: 14W - 1457 lm ≠ OUTPUT 1365 lm - 2700K/CRI 80 - 220÷240V / 14W - 1567 lm ≠ OUTPUT 1468 lm - 3000K/CRI 80 - 220÷240V / 14W - 1653 lm ≠ OUTPUT 1549 lm - 4000K/CRI 80 - 220÷240V

2700K

Non Dimmable

- FA53612401.A
- FA53611656.A
- 1-10V
- FA53612401-310.A
- FA53611656-310.A
- Dali
- FA53612401-300.A
- FA53611656-300.A

3000K

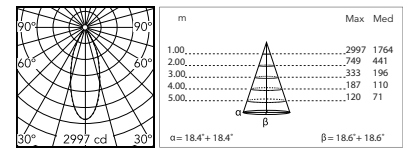
Non Dimmable

- FA53602401.A
- FA53601656.A
- 1-10V
- FA53602401-310.A
- FA53601656-310.A
- Dali
- FA53602401-300.A
- FA53601656-300.A

4000K

Non Dimmable

- FA53602301.A
- FA53601556.A
- 1-10V
- FA53602301-310.A
- FA53601556-310.A
- Dali
- FA53602301-300.A
- FA53601556-300.A



@ 3000K

Asymmetric Optic 12° - 19°

CoB Led: 14W - 1457 lm ≠ OUTPUT 974 lm - 2700K/CRI 80 - 220÷240V / 14W - 1567 lm ≠ OUTPUT 1015 lm - 3000K/CRI 80 - 220÷240V / 14W - 1653 lm ≠ OUTPUT 1111 lm - 4000K/CRI 80 - 220÷240V

2700K

Non Dimmable

- FA53612601
- FA53611856
- 1-10V
- FA53612601-310
- FA53611856-310
- Dali
- FA53612601-300
- FA53611856-300

3000K

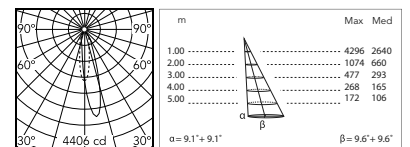
Non Dimmable

- FA53602601
- FA53601856
- 1-10V
- FA53602601-310
- FA53601856-310
- Dali
- FA53602601-300
- FA53601856-300

4000K

Non Dimmable

- FA53602501
- FA53601756
- 1-10V
- FA53602501-310
- FA53601756-310
- Dali
- FA53602501-300
- FA53601756-300



@ 3000K

Asymmetric Optic 12° - 53°

CoB Led: 14W - 1457 lm ≠ OUTPUT 1209 lm - 2700K/CRI 80 - 220÷240V / 14W - 1567 lm ≠ OUTPUT 1259 lm - 3000K/CRI 80 - 220÷240V / 14W - 1653 lm ≠ OUTPUT 1379 lm - 4000K/CRI 80 - 220÷240V

2700K

Non Dimmable

- FA53612801
- FA53612056
- 1-10V
- FA53612801-310
- FA53612056-310
- Dali
- FA53612801-300
- FA53612056-300

3000K

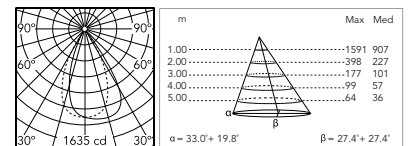
Non Dimmable

- FA53602801
- FA53602056
- 1-10V
- FA53602801-310
- FA53602056-310
- Dali
- FA53602801-300
- FA53602056-300

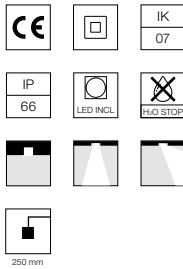
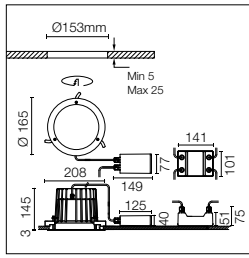
4000K

Non Dimmable

- FA53602701
- FA53601956
- 1-10V
- FA53602701-310
- FA53601956-310
- Dali
- FA53602701-300
- FA53601956-300



@ 3000K



Sorgente a LED inclusa. Alimentazione elettrica 220-240V ON/OFF e dimmerabile 1-10V o DALI integrata: kit remoto dotato di spezzone di cavo 400mm con connettore a vite M12 a tenuta stagna all'apparecchio e di uno spezzone di cavo 250mm per il collegamento alla linea elettrica, da alloggiare in cassaforma da ordinare separatamente per soffitto in muratura, o da appoggiare in prossimità per controsoffitto in cartongesso.

LED source included. Integrated power supply 220-240V ON/OFF and dimmable 1-10V or DALI: remote kit with a 400mm cable section with watertight threaded M12 connector on the luminaire and a 250mm cable section for connection on the mains. This needs to be housed in the junction box for masonry ceilings (it needs to be ordered separately) or set next to the luminaire in case of plasterboard false ceilings. Dimmable version available upon request.

Optic Spot 17°

CoB Led: 28W - 2380 lm ≠ OUTPUT 2380 lm - 2700K/CRI 80 - 220÷240V / 28W - 2559 lm ≠ OUTPUT 2559 lm - 3000K/CRI 80 - 220÷240V / 28W - 2700 lm ≠ OUTPUT 2700 lm - 4000K/CRI 80 - 220÷240V

2700K

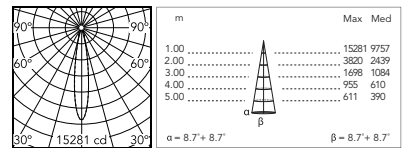
- Non Dimmable
- FA53613801.A
- FA53613056.A
- 1-10V
- FA53613801-310.A
- FA53613056-310.A
- Dali
- FA53613801-300.B
- FA53613056-300.B

3000K

- Non Dimmable
- FA53603801.A
- FA53603056.A
- 1-10V
- FA53603801-310.A
- FA53603056-310.A
- Dali
- FA53603801-300.B
- FA53603056-300.B

4000K

- Non Dimmable
- FA53603701.A
- FA53602956.A
- 1-10V
- FA53603701-310.A
- FA53602956-310.A
- Dali
- FA53603701-300.B
- FA53602956-300.B



@ 3000K

Optic Medium 44°

CoB Led: 28W - 2380 lm ≠ OUTPUT 2325 lm - 2700K/CRI 80 - 220÷240V / 28W - 2559 lm ≠ OUTPUT 2500 lm - 3000K/CRI 80 - 220÷240V / 28W - 2700 lm ≠ OUTPUT 2638 lm - 4000K/CRI 80 - 220÷240V

2700K

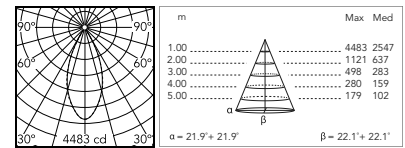
- Non Dimmable
- FA53614001.A
- FA53613256.A
- 1-10V
- FA53614001-310.A
- FA53613256-310.A
- Dali
- FA53614001-300.B
- FA53613256-300.B

3000K

- Non Dimmable
- FA53604001.A
- FA53603256.A
- 1-10V
- FA53604001-310.A
- FA53603256-310.A
- Dali
- FA53604001-300.B
- FA53603256-300.B

4000K

- Non Dimmable
- FA53603901.A
- FA53603156.A
- 1-10V
- FA53603901-310.A
- FA53603156-310.A
- Dali
- FA53603901-300.B
- FA53603156-300.B



@ 3000K

Asymmetric Optic 12° - 29°

CoB Led: 28W - 2380 lm ≠ OUTPUT 2199 lm - 2700K/CRI 80 - 220÷240V / 28W - 2559 lm ≠ OUTPUT 2364 lm - 3000K/CRI 80 - 220÷240V / 28W - 2700 lm ≠ OUTPUT 2494 lm - 4000K/CRI 80 - 220÷240V

2700K

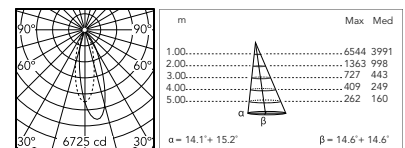
- Non Dimmable
- FA53614201
- FA53613456
- 1-10V
- FA53614201-310
- FA53613456-310.A
- Dali
- FA53614201-300.A
- FA53613456-300.B

3000K

- Non Dimmable
- FA53604201.A
- FA53603456.A
- 1-10V
- FA53604201-310.A
- FA53603456-310.A
- Dali
- FA53604201-300.B
- FA53603456-300.B

4000K

- Non Dimmable
- FA53604101.A
- FA53603356.A
- 1-10V
- FA53604101-310.A
- FA53603356-310.A
- Dali
- FA53604101-300.B
- FA53603356-300.A



@ 3000K

Asymmetric Optic 12° - 37°

CoB Led: 28W - 2380 lm ≠ OUTPUT 2105 lm - 2700K/CRI 80 - 220÷240V / 28W - 2559 lm ≠ OUTPUT 2263 lm - 3000K/CRI 80 - 220÷240V / 28W - 2700 lm ≠ OUTPUT 2387 lm - 4000K/CRI 80 - 220÷240V

2700K

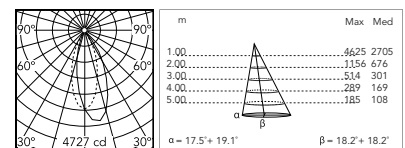
- Non Dimmable
- FA53614401.A
- FA53613656.A
- 1-10V
- FA53614401-310.B
- FA53613656-310.A
- Dali
- FA53614401-300.A
- FA53613656-300.B

3000K

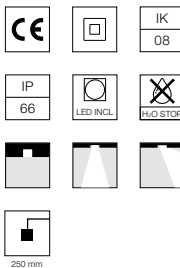
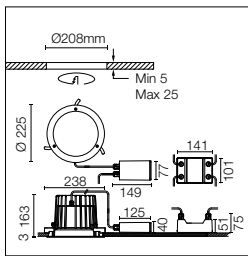
- Non Dimmable
- FA53604401.A
- FA53603656.A
- 1-10V
- FA53604401-310.A
- FA53603656-310.A
- Dali
- FA53604401-300.B
- FA53603656-300.B

4000K

- Non Dimmable
- FA53604301.A
- FA53603556.A
- 1-10V
- FA53604301-310.A
- FA53603556-310.A
- Dali
- FA53604301-300.B
- FA53603556-300.B



@ 3000K



Sorgente a LED inclusa. Alimentazione elettrica 220-240V ON/OFF e dimmerabile 1-10V o DALI integrata: kit remoto dotato di spezzone di cavo 400mm con connettore a vite M12 a tenuta stagna all'apparecchio e di uno spezzone di cavo 250mm per il collegamento alla linea elettrica, da alloggiare in cassettaforma da ordinare separatamente per soffitto in muratura, o da appoggiare in prossimità per controsoffitto in cartongesso.

LED source included. Integrated power supply 220-240V ON/OFF and dimmable 1-10V or DALI: remote kit with a 400mm cable section with watertight threaded M12 connector on the luminaire and a 250mm cable section for connection on the mains. This needs to be housed in the junction box for masonry ceilings (it needs to be ordered separately) or set next to the luminaire in case of plasterboard false ceilings. Dimmable version available upon request.

Optic Medium 45°

CoB Led: 40W - 3443 lm ≠ OUTPUT 3443 lm - 2700K/CRI 80 - 220÷240V / 40W - 3742 lm ≠ OUTPUT 3742 lm - 3000K/CRI 80 - 220÷240V / 40W - 3929 lm ≠ OUTPUT 3929 lm - 4000K/CRI 80 - 220÷240V

2700K

Non Dimmable

- FA53615601.A
- FA53614856.A
- 1-10V
- FA53615601-310.A
- FA53614856-310.A
- Dali
- FA53615601-300.A
- FA53614856-300.A

3000K

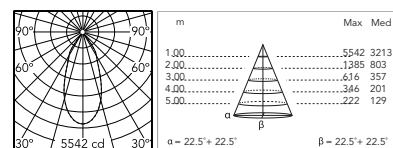
Non Dimmable

- FA53605601.A
- FA53604856.A
- 1-10V
- FA53605601-310.A
- FA53604856-310.A
- Dali
- FA53605601-300.A
- FA53604856-300.A

4000K

Non Dimmable

- FA53605501.A
- FA53604756.A
- 1-10V
- FA53605501-310.A
- FA53604756-310.A
- Dali
- FA53605501-300.A
- FA53604756-300.A



@ 3000K

Asymmetric Optic 12° - 21°

CoB Led: 40W - 3443 lm ≠ OUTPUT 3104 lm - 2700K/CRI 80 - 220÷240V / 40W - 3742 lm ≠ OUTPUT 3338 lm - 3000K/CRI 80 - 220÷240V / 40W - 3929 lm ≠ OUTPUT 3522 lm - 4000K/CRI 80 - 220÷240V

2700K

Non Dimmable

- FA53615801.A
- FA53615056.A
- 1-10V
- FA53615801-310.A
- FA53615056-310.A
- Dali
- FA53615801-300.A
- FA53615056-300.A

3000K

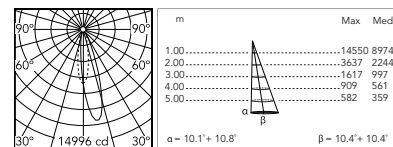
Non Dimmable

- FA53605801.A
- FA53605056.A
- 1-10V
- FA53605801-310.A
- FA53605056-310.A
- Dali
- FA53605801-300.A
- FA53605056-300.A

4000K

Non Dimmable

- FA53605701.A
- FA53604956.A
- 1-10V
- FA53605701-310.A
- FA53604956-310.A
- Dali
- FA53605701-300.A
- FA53604956-300.A



@ 3000K

Asymmetric Optic 12° - 41°

CoB Led: 40W - 3443 lm ≠ OUTPUT 3066 lm - 2700K/CRI 80 - 220÷240V / 40W - 3742 lm ≠ OUTPUT 3297 lm - 3000K/CRI 80 - 220÷240V / 40W - 3929 lm ≠ OUTPUT 3478 lm - 4000K/CRI 80 - 220÷240V

2700K

Non Dimmable

- FA53616001.A
- FA53615256.A
- 1-10V
- FA53616001-310.A
- FA53615256-310.A
- Dali
- FA53616001-300.A
- FA53615256-300.A

3000K

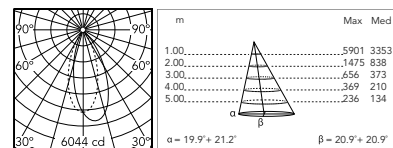
Non Dimmable

- FA53606001.A
- FA53605256.A
- 1-10V
- FA53606001-310.A
- FA53605256-310.A
- Dali
- FA53606001-300.A
- FA53605256-300.A

4000K


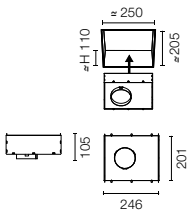

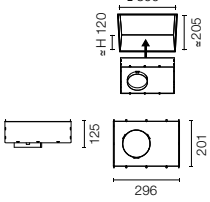

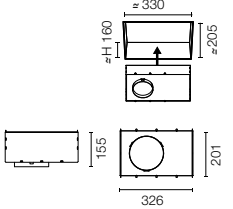

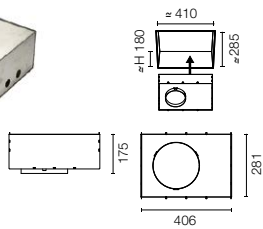

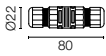

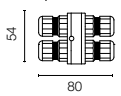

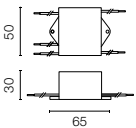
Non Dimmable

- FA53605901.A
- FA53605156.A
- 1-10V
- FA53605901-310.A
- FA53605156-310.A
- Dali
- FA53605901-300.A
- FA53605156-300.A



@ 3000K

Leila: Accessori / Accessories

Scatola in metallo per installazione soffitti in cemento.	Metal installation box for concrete ceiling.	Leila 1 FA196		
Scatola in metallo per installazione soffitti in cemento.	Metal installation box for concrete ceiling.	Leila 2 FA197		
Scatola in metallo per installazione soffitti in cemento.	Metal installation box for concrete ceiling.	Leila 3 FA198		
Scatola in metallo per installazione soffitti in cemento.	Metal installation box for concrete ceiling.	Leila 4 FA199		
Sistema di giunzione IP68 H ₂ O Stop anti-condensa a 2 vie 4 poli. (ø5,5÷12mm cavo).	2 way terminal block 4 poles IP68 H ₂ O Stop. (ø5,5÷12mm cable).	F990C00A000		
Sistema di giunzione IP68 H ₂ O Stop anti-condensa a 3/4 vie 4 poli (ø5,5÷12mm cavo)	3/4 way terminal block 4 poles IP68 H ₂ O Stop. (ø5,5÷12mm cable).	F990C010000		
Dispositivo di protezione per il sovraccarico. 275Vac. Corrente massima di scarica 10KA (8/29µs). Massima corrente operativa 5A. Adatto per la connessione in serie. IP66.	Surge protection device. 275Vac. Maximum discharge current 10KA (8/20µs). Maximum operating current 5A. Suitable for series connection. IP66.	F990E00A000		

Kirk





Kirk



Famiglia / Family

Kirk 1



CoB Led
up to 6W
up to 270 lm - 3000K/CRI 80
* Net lumen output

Kirk 2



CoB Led
up to 12W
up to 713 lm - 3000K/CRI 80
* Net lumen output

Kirk 3




CoB Led
up to 24W
up to 1610 lm - 3000K/CRI 80
* Net lumen output

Colori / Colours



01 White



06 Grey



12 Forest Green



18 Deep Brown



30 Black



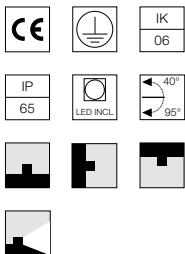
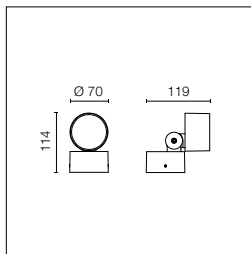
33 Anthracite

Descrizione / Description

Famiglia di apparecchi di illuminazione con sorgente luminosa a LED orientabili a proiezione, predisposti per installazione a soffitto, a parete e a terra con picchetto da ordinare separatamente. Disponibile in tre tagli dimensionali. Corpo in alluminio tornito lega EN AW 6060 e staffa di fissaggio in acciaio inox AISI 316L. Diffusore in vetro extrachiaro con bordo serigrafato, fissato attraverso un sistema di incollaggio robotizzato. Disponibile in differenti finiture con rivestimento a doppio strato di polveri e sottoposte a trattamento di conversione chimica superficiale per una elevata resistenza alla corrosione. L'unità di cablaggio è equipaggiata con connettore IP68 ed è collegata all'unità di emissione da una giunzione regolabile che permette una orientabilità di 130° circa sull'asse verticale. La staffa di fissaggio a sua volta permette una orientabilità di 90° sull'asse orizzontale per direzionare il fascio in base alle esigenze.

Family of tiltable projection luminaires with LED source, designed for ceiling, wall and ground mounting with a metal nail that needs to be ordered separately. Available in three dimensions. Turned aluminum body, EN AW6060 alloy and AISI 316L stainless steel bracket. Extraclear glass diffuser with silkscreen edge, attached with a robotic gluing system. Available in different finishes, with double-layered powder coating and chemical conversion surface treatment to ensure high corrosion resistance. The cable unit has a IP68 connector, connected to the emission unit by means of an adjustable joint so it can be tilted approx. 130° on the vertical axis. The fixing bracket allows for a tilting of 90° on the horizontal axis, so the light beam can be directed according to your needs.

Kirk 1



Sorgente a LED inclusa. Modulo Led configurato per lavorare direttamente alla rete elettrica 220-230V ON/ OFF. Staffa di fissaggio inclusa. Dotato di connettore IP68, per cavi in gomma 6mmϕ<math><8\text{mm}</math>. Per garantire la tenuta del passacavo è consigliabile utilizzare cavi elettrici flessibili idonei all'impiego in ambienti esterni.
Picchetto per installazione a terra da ordinare separatamente.

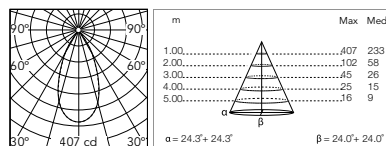
LED source included. LED module configured to work directly on the mains 220-230V ON/OFF. Fixing bracket included. IP68 connector for 6mmϕ<math><8\text{mm}</math> rubber cable. To ensure the tightness of the cable guide it's recommended to use flexible electric cables suitable for exterior use.
Ground spike to be ordered separately.

Optic Medium 50°

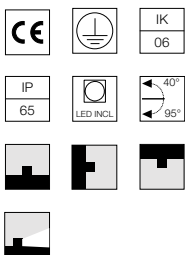
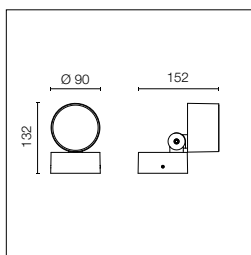
CoB Led: 6W - 387 lm \neq OUTPUT 270 lm - 3000K/CRI 80 - 220-230V

3000K

- FA54000101.A
- FA54000106.A
- FA54000112.A
- FA54000118.A
- FA54000130.A
- FA54000133.A



Kirk 2



Sorgente a LED inclusa. Modulo Led configurato per lavorare direttamente alla rete elettrica 220-230V ON/ OFF. Staffa di fissaggio inclusa. Dotato di connettore IP68, per cavi in gomma 6mmϕ<math><8\text{mm}</math>. Per garantire la tenuta del passacavo è consigliabile utilizzare cavi elettrici flessibili idonei all'impiego in ambienti esterni.
Picchetto per installazione a terra da ordinare separatamente.

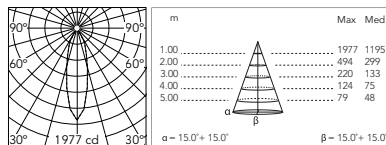
LED source included. LED module configured to work directly on the mains 220-230V ON/OFF. Fixing bracket included. IP68 connector for 6mmϕ<math><8\text{mm}</math> rubber cable. To ensure the tightness of the cable guide it's recommended to use flexible electric cables suitable for exterior use.
Ground spike to be ordered separately.

Optic Medium 30°

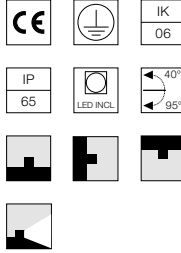
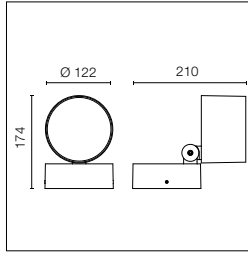
CoB Led: 12W - 951 lm \neq OUTPUT 713 lm - 3000K/CRI 80 - 220-230V

3000K

- FA54000201.A
- FA54000206.A
- FA54000212.A
- FA54000218.A
- FA54000230.A
- FA54000233.A



Kirk 3



Sorgente a LED inclusa. Modulo Led configurato per lavorare direttamente alla rete elettrica 220-230V ON/ OFF. Staffa di fissaggio inclusa. Dotato di connettore IP68, per cavi in gomma 6mm-ϕ-ϕ8mm. Per garantire la tenuta del passacavo è consigliabile utilizzare cavi elettrici flessibili idonei all'impiego in ambienti esterni. Picchetto per installazione a terra da ordinare separatamente.

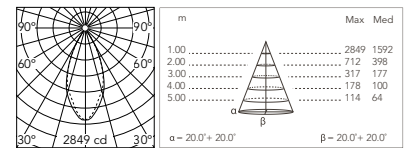
LED source included. LED module configured to work directly on the mains 220-230V ON/OFF. Fixing bracket included. IP68 connector for 6mm-ϕ-ϕ8mm rubber cable. To ensure the tightness of the cable guide it's recommended to use flexible electric cables suitable for exterior use. Ground spike to be ordered separately.

Optic Medium 40°


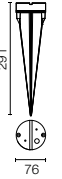



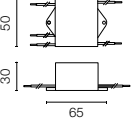
CoB Led: 24W - 2303 lm \neq OUTPUT 1610 lm - 3000K/CRI 80 - 220-230V

3000K


- FA54000301
- FA54000306
- FA54000312
- FA54000318
- FA54000330
- FA54000333



Kirk: Accessori / Accessories


Picchetto per installazione a terra.	Ground spike.	Kirk 1 FA264		
Picchetto per installazione a terra.	Ground spike.	Kirk 2 FA266		
Picchetto per installazione a terra.	Ground spike.	Kirk 3 FA268		
Dispositivo di protezione per il sovraccarico. 275Vac. Corrente massima di scarica 10KA (8/29µs). Massima corrente operativa 5A. Adatto per la connessione in serie. IP66.	Surge protection device. 275Vac. Maximum discharge current 10KA (8/20µs). Maximum operating current 5A. Suitable for series connection. IP66.	F990E00A000		

Spock





Spock



Famiglia / Family

Spock 1



CoB Led
up to 11W
up to 725 lm - 2700K/CRI 80
up to 780 lm - 3000K/CRI 80
up to 811 lm - 4000K/CRI 80
* Net lumen output

Spock 2



CoB Led
up to 27W
up to 2153 lm - 2700K/CRI 80
up to 2315 lm - 3000K/CRI 80
up to 2128 lm - 4000K/CRI 80
* Net lumen output

Spock 3



CoB Led
up to 43W
up to 4059 lm - 2700K/CRI 80
up to 4385 lm - 3000K/CRI 80
up to 4477 lm - 4000K/CRI 80
* Net lumen output

Tunable White

CoB Led
up to 38W
up to 2200 lm - 2700K/CRI 80
* Net lumen output

Colori / Colours



01 White



06 Grey



12 Forest Green



18 Deep Brown



30 Black

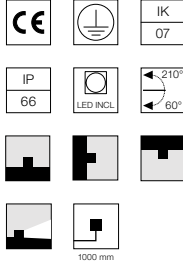
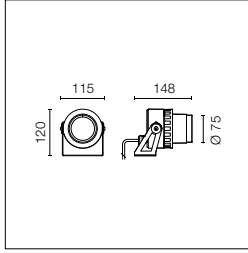


33 Anthracite

Descrizione / Description

Famiglia di apparecchi di illuminazione con sorgente luminosa a LED orientabili a proiezione, predisposti per installazione a soffitto, a parete e a terra con picchetto da ordinare separatamente. Disponibile in tre tagli dimensionali e in due aperture di fascio per dimensione. Corpo e dissipatore di calore in alluminio tornito lega EN AW 6060. Diffusore in vetro extrachiaro per le versioni standard e albarino per la versione Tunable White, con bordo serigrafato fissato attraverso un sistema di incollaggio robotizzato. Disponibile in differenti finiture con rivestimento a doppio strato di polveri e sottoposte a trattamento di conversione chimica superficiale per una elevata resistenza alla corrosione. Staffa di fissaggio in acciaio inox AISI 316L graduata per garantire una regolazione precisa della unità emittente e una orientabilità di 180° circa sull'asse verticale. La staffa di fissaggio a sua volta permette una orientabilità minima di 30° sull'asse orizzontale per direzionare il fascio in base alle esigenze. L'apparecchio è dotato di uno spezzone di cavo in uscita per una facile connessione. Completano la gamma una serie di visori ottici opzionali per calibrare il fascio luminoso emesso.

Family of tiltable projection luminaires with LED source, designed for ceiling, wall and ground mounting with a metal nail that needs to be ordered separately. Available in three dimensions and two beam angles per dimension. Body and heat sink made of turned aluminum, alloy EN AW 6060. Diffuser in extraclear glass for the standard version and in amber glass for the Tunable White version, with silkscreen edge and fixed with a robotic gluing system. Available in different finishes, with double-layered powder coating and chemical conversion surface treatment to ensure high corrosion resistance. AISI 316L stainless steel fixing bracket, graduated to guarantee precision in the adjustment of the emission unit and a tilting of approx. 180° in the vertical axis. The fixing bracket allows also for a tilting of 30° on the horizontal axis, so the light beam can be directed according to your needs. With a neoprene cable section to ease the connection. The series is completed with optional optical visors to graduate the emitted light beam.



Sorgente a LED inclusa. Alimentazione elettrica 220-240V ON/OFF integrata. Staffa di fissaggio inclusa. Dotato di spezzone di cavo uscente in neoprene 1000 mm e kit con connettori crimp e guaina termorestringente adesiva per connessione a tenuta stagna; disponibili connettori IP68 opzionali. Picchetto per installazione a terra da ordinare separatamente. Accessori opzionali per la regolazione del fascio luminoso. Versione dimmerabile a richiesta.

LED source included. Integrated electrical power supply 220-240V ON/OFF. Fixing bracket included. Equipped with a 1000 mm protruding section of neoprene cable and a kit with crimpable connectors and adhesive heat-shrinkable sleeves that guarantee the tightness of the connection. Optional IP68 connectors available. The metal nail for ground installation needs to be ordered separately. Optional accessories to regulate the light beam. Dimmable version available upon request.

Optic Spot 20°

CoB Led: 11W - 1005 lm ≠ OUTPUT 725 lm - 2700K/CRI 80 - 220-240V / 11W - 1081 lm ≠ OUTPUT 780 lm - 3000K/CRI 80 - 220-240V / 11W - 1124 lm ≠ OUTPUT 811 lm - 4000K/CRI 80 - 220-240V

2700K

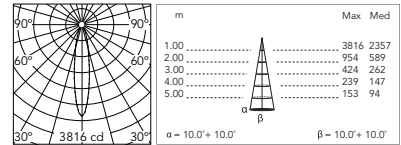
- FA54102301
- FA54102306
- FA54102312
- FA54102318
- FA54102330
- FA54102333

3000K

- FA54100301
- FA54100306
- FA54100312
- FA54100318
- FA54100330
- FA54100333

4000K

- FA54100201
- FA54100206
- FA54100212
- FA54100218
- FA54100230
- FA54100233



@ 4000K

Optic Medium 50°

CoB Led: 11W - 1005 lm ≠ OUTPUT 697 lm - 2700K/CRI 80 - 220-240V / 11W - 1081 lm ≠ OUTPUT 749 lm - 3000K/CRI 80 - 220-240V / 11W - 1124 lm ≠ OUTPUT 778 lm - 4000K/CRI 80 - 220-240V

2700K

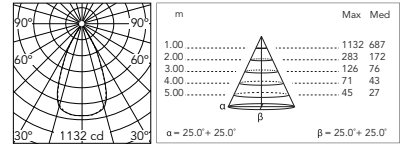
- FA54102601
- FA54102606
- FA54102612
- FA54102618
- FA54102630
- FA54102633

3000K

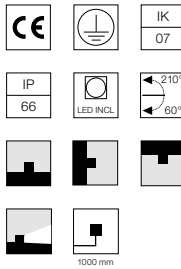
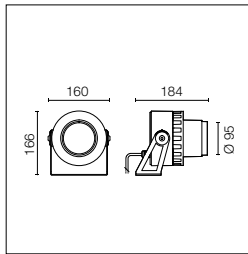
- FA54100601
- FA54100606
- FA54100612
- FA54100618
- FA54100630
- FA54100633

4000K

- FA54100501
- FA54100506
- FA54100512
- FA54100518
- FA54100530
- FA54100533



@ 4000K



Sorgente a LED inclusa. Alimentazione elettrica 220-240V ON/OFF integrata. Staffa di fissaggio inclusa. Dotato di spezzone di cavo uscente in neoprene 1000 mm e kit con connettori crimp e guaina termorestringente adesiva per connessione a tenuta stagna; disponibili connettori IP68 opzionali. Picchetto per installazione a terra da ordinare separatamente. Accessori opzionali per la regolazione del fascio luminoso. Versione dimmerabile a richiesta.

LED source included. Integrated electrical power supply 220-240V ON/OFF. Fixing bracket included. Equipped with a 1000 mm protruding section of neoprene cable and a kit with crimpable connectors and adhesive heat-shrinkable sleeves that guarantee the tightness of the connection. Optional IP68 connectors available. The metal nail for ground installation needs to be ordered separately. Optional accessories to regulate the light beam. Dimmable version available upon request.

Optic Spot 20°

CoB Led: 27W - 3022 lm ≠ OUTPUT 2141 lm - 2700K/CRI 80 - 220-240V / 27W - 3249 lm ≠ OUTPUT 2302 lm - 3000K/CRI 80 - 220-240V / 27W - 3408 lm ≠ OUTPUT 2415 lm - 4000K/CRI 80 - 220-240V

2700K

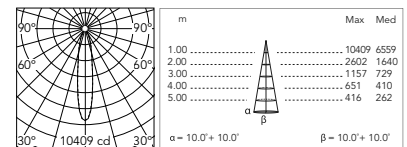
- FA54102801.A
- FA54102806.A
- FA54102812.A
- FA54102818.A
- FA54102830.A
- FA54102833.A

3000K

- FA54100801.A
- FA54100806.A
- FA54100812.A
- FA54100818.A
- FA54100830.A
- FA54100833.A

4000K

- FA54100701.A
- FA54100706.A
- FA54100712.A
- FA54100718.A
- FA54100730.A
- FA54100733.A



@ 4000K

Optic Medium 40°

CoB Led: 27W - 3022 lm ≠ OUTPUT 2153 lm - 2700K/CRI 80 - 220-240V / 27W - 3249 lm ≠ OUTPUT 2315 lm - 3000K/CRI 80 - 220-240V / 27W - 3408 lm ≠ OUTPUT 2428 lm - 4000K/CRI 80 - 220-240V

2700K

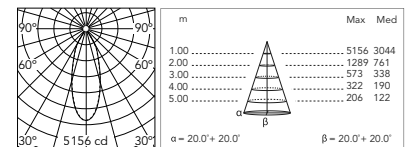
- FA54103001.A
- FA54103006.A
- FA54103012.A
- FA54103018.A
- FA54103030.A
- FA54103033.A

3000K

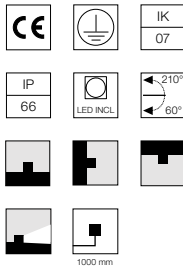
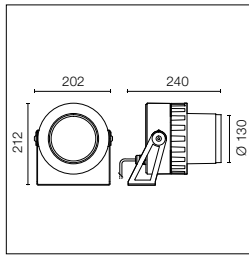
- FA54101001.A
- FA54101006.A
- FA54101012.A
- FA54101018.A
- FA54101030.A
- FA54101033.A

4000K

- FA54100901.A
- FA54100906.A
- FA54100912.A
- FA54100918.A
- FA54100930.A
- FA54100933.A



@ 4000K



Sorgente a LED inclusa. Alimentazione elettrica 220-240V ON/OFF integrata. Staffa di fissaggio inclusa. Dotato di spezzone di cavo uscente in neoprene 1000 mm e kit con connettori crimp e guaina termorestringente adesiva per connessione a tenuta stagna; disponibili connettori IP68 opzionali. Picchetto per installazione a terra da ordinare separatamente. Accessori opzionali per la regolazione del fascio luminoso. Versione dimmerabile a richiesta.

LED source included. Integrated electrical power supply 220-240V ON/OFF. Fixing bracket included. Equipped with a 1000 mm protruding section of neoprene cable and a kit with crimpable connectors and adhesive heat-shrinkable sleeves that guarantee the tightness of the connection. Optional IP68 connectors available. The metal nail for ground installation needs to be ordered separately. Optional accessories to regulate the light beam. Dimmable version available upon request.

Optic Spot 20°

CoB Led: 43W - 5408 lm ≠ OUTPUT 4059 lm - 2700K/CRI 80 - 220-240V / 43W - 5815 lm ≠ OUTPUT 4365 lm - 3000K/CRI 80 - 220-240V / 43W - 5963 lm ≠ OUTPUT 4477 lm - 4000K/CRI 80 - 220-240V

2700K

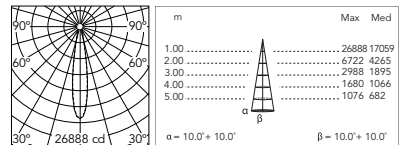
- FA54103201.A
- FA54103206.A
- FA54103212.A
- FA54103218.A
- FA54103230.A
- FA54103233.A

3000K

- FA54101201.A
- FA54101206.A
- FA54101212.A
- FA54101218.A
- FA54101230.A
- FA54101233.A

4000K

- FA54101101.A
- FA54101106.A
- FA54101112.A
- FA54101118.A
- FA54101130.A
- FA54101133.A



@ 4000K

Optic Medium 45°

CoB Led: 43W - 5408 lm ≠ OUTPUT 3981 lm - 2700K/CRI 80 - 220-240V / 43W - 5815 lm ≠ OUTPUT 4281 lm - 3000K/CRI 80 - 220-240V / 43W - 5963 lm ≠ OUTPUT 4390 lm - 4000K/CRI 80 - 220-240V

2700K

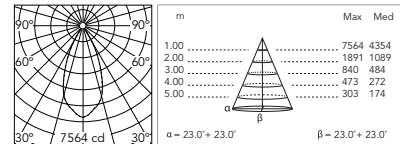
- FA54103401.A
- FA54103406.A
- FA54103412.A
- FA54103418.A
- FA54103430.A
- FA54103433.A

3000K

- FA54101401.A
- FA54101406.A
- FA54101412.A
- FA54101418.A
- FA54101430.A
- FA54101433.A

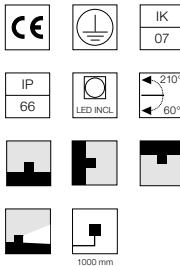
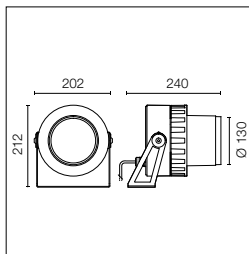
4000K

- FA54101301.A
- FA54101306.A
- FA54101312.A
- FA54101318.A
- FA54101330.A
- FA54101333.A



@ 4000K

Spock 3 Tunable White



Sorgente a LED Tunable White inclusa. Alimentazione elettrica 120-240V DALI integrata. Staffa di fissaggio inclusa. Dotato di spezzone di cavo uscente in neoprene 1000 mm e kit con connettori crimp e guaina termorestringente adesiva per connessione a tenuta stagna; disponibili connettori IP68 opzionali. Picchetto per installazione a terra da ordinare separatamente. Accessori opzionali per la regolazione del fascio luminoso.

LED Tunable White source included. Integrated electrical power supply 120-240V DALI. Fixing bracket included. Equipped with a 1000 mm protruding section of neoprene cable and a kit with crimpable connectors and adhesive heat-shrinkable sleeves that guarantee the tightness of the connection. Optional IP68 connectors available. The metal nail for ground installation needs to be ordered separately. Optional accessories to regulate the light beam. Dimmable version available upon request.

Optic Spot 20°

CoB Led Tunable White: 38W - 2840 lm ≠ OUTPUT 2200 lm - 2700K ÷ 5700K/CRI>80 - 220-240V

2700K

- FA54110001
- FA54110006
- FA54110012
- FA54110018
- FA54110030
- FA54110033





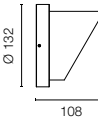



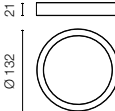








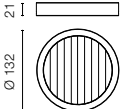
Optic Medium 40°

CoB Led Tunable White: 38W - 2840 lm ≠ OUTPUT 2250 lm - 2700K ÷ 5700K/CRI>80 - 220-240V

2700K

- FA54110201
- FA54110206
- FA54110212
- FA54110218
- FA54110230
- FA54110233

Spock: Accessori / Accessories

Visiera Ø75	Visor Ø75	FA20530		
Visiera Ø95	Visor Ø95	FA20630		
Visiera Ø130	Visor Ø130	FA20730		
Lente diffondente Ø75	Flood diffuser Ø75	FA20830		
Lente diffondente Ø95	Flood diffuser Ø95	FA20930		
Lente diffondente Ø130	Flood diffuser Ø130	FA21030		
Lente anti abbagliamento Ø75	Anti-glare louvre Ø75	FA21130		
Lente anti abbagliamento Ø95	Anti-glare louvre Ø95	FA21230		
Lente anti abbagliamento Ø130	Anti-glare louvre Ø130	FA21330		
Lente ellittica Ø75	Elliptical lens Ø75	FA26130		
Lente ellittica Ø95	Elliptical lens Ø95	FA26230		
Lente ellittica Ø130	Elliptical lens Ø130	FA26330		

Spock: Accessori / Accessories

Kit con 2 picchetti per fissaggio a terra.

Kit of 2 ground spikes.

FA203



Sistema di giunzione IP68 H2O Stop anti-condensa a 3/4 vie 4 poli. (Ø5,5÷12mm cavo).

3/4 way terminal block 4 poles IP68 H2O Stop. (ø5,5÷12mm cable).

F990C010000



Sistema di giunzione IP68 H2O Stop anti-condensa a 2 vie 4 poli. (Ø5,5÷12mm cavo).

2 way terminal block 4 poles IP68 H2O Stop. (ø5,5÷12mm cable).


F990C00A000



Dispositivo di protezione per il sovraccarico. 275Vac. Corrente massima di scarica 10KA (8/29µs). Massima corrente operativa 5A. Adatto per la connessione in serie. IP66.

Surge protection device. 275Vac. Maximum discharge current 10KA (8/20µs). Maximum operating current 5A. Suitable for series connection. IP66.

F990E00A000



Visor



Flood diffuser



Anti-glare louvre



Elliptical lens



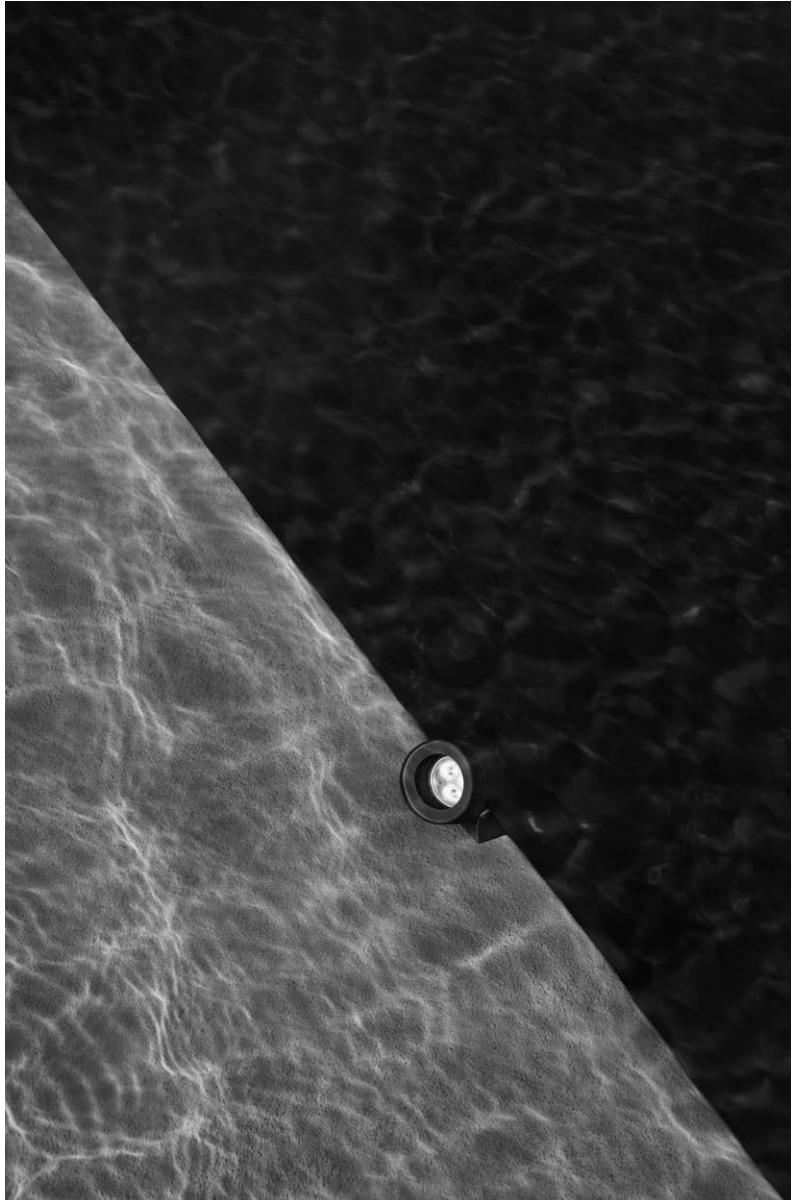
Aimer





Aimer 2 Pole

Aimer 1 Aqua





Aimer 1



Power Led

up to 1,1W@350mA / 1,6W@500mA
up to 98@350mA lm / 111@500mA lm - 2700K/CRI 80
up to 106@350mA lm / 121@500mA lm - 3000K/CRI 80
up to 110@350mA lm / 125@500mA lm - 4000K/CRI 80

* Net lumen output

2200K available on request.

Aimer 1 RGB




Power Led

up to 3,4W
up to 3CH x 350mA

* Net lumen output

Aimer 2



Power Led

up to 3,4W
up to 138 lm - 2700K/CRI 80
up to 149 lm - 3000K/CRI 80
up to 155 lm - 4000K/CRI 80

* Net lumen output

2200K available on request.

Power Led

up to 4,5W
up to 246 lm - 2700K/CRI 80
up to 267 lm - 3000K/CRI 80
up to 277 lm - 4000K/CRI 80

* Net lumen output

2200K available on request.

Aimer 2 Pole



Power Led

up to 3,4W
up to 138 lm - 2700K/CRI 80
up to 149 lm - 3000K/CRI 80
up to 155 lm - 4000K/CRI 80

* Net lumen output

2200K available on request.

Aimer 2 Wall



Power Led

up to 3,4W
up to 138 lm - 2700K/CRI 80
up to 149 lm - 3000K/CRI 80
up to 155 lm - 4000K/CRI 80

* Net lumen output

2200K available on request.

Aimer 3



Power Led

up to 4,5W
up to 359 lm - 2700K/CRI 80
up to 395 lm - 3000K/CRI 80
up to 410 lm - 4000K/CRI 80

* Net lumen output

2200K available on request.

Power Led

up to 3,3W@350mA / 5,1W@500mA
up to 364@350mA lm / 364@500mA lm - 2700K/CRI 80
up to 297@350mA lm / 395@500mA lm - 3000K/CRI 80
up to 308@350mA lm / 410@500mA lm - 4000K/CRI 80

* Net lumen output

2200K available on request.

Aimer 3 RGB



Power Led

up to 3,4W
up to 3CH x 350mA

* Net lumen output

Aimer 4



Power Led

up to 10W
up to 498 lm - 2700K/CRI 80
up to 535 lm - 3000K/CRI 80
up to 570 lm - 4000K/CRI 80

* Net lumen output

2200K available on request.

Aimer 5



Power Led

up to 14W
up to 747 lm - 2700K/CRI 80
up to 803 lm - 3000K/CRI 80
up to 855 lm - 4000K/CRI 80

* Net lumen output

2200K available on request.

Aimer 5 RGB



Power Led

up to 13,6W
up to 3CH x 350mA

* Net lumen output

Famiglia / Family

Aimer 1 Aqua



Power Led

up to 1,1W
up to 395 lm - 3000K/CRI 80
up to 410 lm - 4000K/CRI 80

* Net lumen output

2200K available on request.

Aimer 1 Aqua RGB



Power Led

up to 3,4W
up to 3CH x 350mA

* Net lumen output

Aimer 3 Aqua



Power Led

up to 4,5W
up to 267 lm - 3000K/CRI 80
up to 278 lm - 4000K/CRI 80

* Net lumen output

2200K available on request.

Aimer 3 Aqua RGB



Power Led

up to 3,4W
up to 3CH x 350mA

* Net lumen output

Aimer 4 Aqua



Power Led

up to 8W
up to 409 lm - 3000K/CRI 80
up to 435 lm - 4000K/CRI 80

* Net lumen output

2200K available on request.

Aimer 5 Aqua



Power Led

up to 11W
up to 680 lm - 3000K/CRI 80
up to 723 lm - 4000K/CRI 80

* Net lumen output

2200K available on request.

Aimer 5 Aqua RGB



Power Led

up to 13,6W
up to 3CH x 350mA

* Net lumen output

Descrizione / Description

Famiglia completa di apparecchi di illuminazione con sorgente luminosa a LED orientabili a proiezione, predisposti per installazione a soffitto, a parete e a terra. Caratterizzati dalla forma cilindrica compatta declinata in diverse dimensioni e da varie aperture di fascio per dimensione; completano la gamma le versioni RGB per la creazione di scenografie luminose colorate. Disponibili in differenti finiture con rivestimento a doppio strato di polveri e sottoposte a trattamento di conversione chimica superficiale per una elevata resistenza alla corrosione. Le viterie di fissaggio sono in acciaio inox AISI 316L.

Aimer

Apparecchi proiettori per installazione a soffitto, a parete e a terra con picchetto da ordinare separatamente. Disponibili in tre dimensioni di diametro con differenti fasci di apertura. Corpo dell'apparecchio in alluminio tornito (EN AW 6060) e anodizzato. Diffusore in vetro trasparente o sabbato con bordo serigrafato, fissato attraverso un sistema di incollaggio robotizzato a filo con il bordo lampada per evitare depositi d'acqua. Staffa di fissaggio in acciaio inox AISI 316L inclusa. Dotati di uno spezzone di cavo in uscita per una facile connessione. Apparecchi disponibili in versione 24V dc (connessione in parallelo) o in versione 350/500 mA (connessione in serie): l'installazione necessita di alimentatore remoto da ordinare separatamente. Completano la gamma una serie di visori opzionali per ridurre l'abbagliamento diretto.

Aqua Aimer

Apparecchi proiettori per installazione a soffitto, a parete e a terra con picchetto da ordinare separatamente, adatti per l'immersione continua in acqua a 1 metro di profondità (grado di protezione IP68). Disponibili in tre dimensioni di diametro con differenti fasci di apertura. Corpo dell'apparecchio in acciaio inox AISI 316L. Diffusore in vetro trasparente o sabbato con bordo serigrafato, fissato attraverso un sistema di incollaggio robotizzato a filo con il bordo lampada per evitare depositi d'acqua. Staffa di fissaggio in acciaio inox AISI 316L inclusa. Dotati di uno spezzone di cavo in uscita per una facile connessione. Apparecchi disponibili in versione 24V dc (connessione in parallelo) o in versione 350/500 mA (connessione in serie): l'installazione necessita di alimentatore remoto da ordinare separatamente.

Complete family of tiltable projection luminaires with LED source for wall, ceiling, and ground mounting. Defined by their compact cylinder shape. Available in different dimensions with different beam angles. Completed with the RGB versions to create sceneries with colored light. Available in different finishes, with double-layered powder coating and chemical conversion surface treatment to ensure high corrosion resistance. The fixing screws are made of stainless steel AISI 316L.

Aimer

Light projectors designed for ceiling, wall and ground mounting with a metal nail that needs to be ordered separately. Available in three different diameters and different beam angles. Turned (EN AW 6060) and anodized aluminum body. Transparent or frosted glass diffuser with silkscreen edge, attached flush to the edge with a robotic gluing system to avoid water deposits. AISI 316L Stainless steel bracket included. With a protruding cable section to ease the connection. Available in 24V dc version (parallel connection) or 350/500 mA version (serial connection). A remote power supply is needed and must be ordered separately. The series is completed with optional optical visors to reduce direct dazzling.

Aqua Aimer

Light projectors designed for ceiling, wall and ground mounting with a metal nail that needs to be ordered separately. Suitable for submersion to a depth of 1 meter (IP68 protection degree). Available in three different diameters and different beam angles. AISI 316L stainless steel body. Transparent or frosted glass diffuser with silkscreen edge, attached flush to the edge of the lamp with a robotic gluing system to avoid water deposits. AISI 316L Stainless steel bracket included. With a protruding cable section to ease the connection. Available in 24V version.


Colori / Colours



01 White



06 Grey



12 Forest Green



18 Deep Brown



30 Black



33 Anthracite

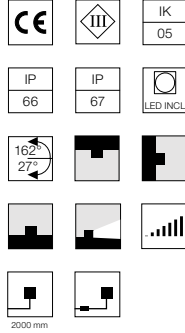
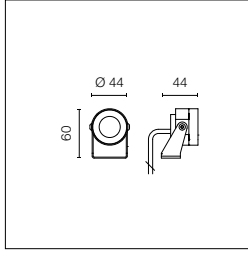


57 Polished Stainless Steel*



70 Anodized Aluminium

* Solo per versione Aimer Aqua. / Only for Aimer Aqua version.



Sorgente a LED inclusa.
Alimentazione elettrica remota 350/500 mA ON/OFF e dimmerabile 1-10V o DALI da ordinare separatamente.
Connessione in serie. Dotato di spezzone di cavo uscente in neoprene di 2000 mm e kit con connettori crimp e guaina termorestringente adesiva per connessione a tenuta stagna.
Staffa di fissaggio inclusa. Vetro trasparente extrachiaro.
Picchetto per installazione a terra da ordinare separatamente.

LED source included. Remote power supply 350/500 mA ON/OFF and dimmable 1-10V or DALI. Must be ordered separately.
Serial connection. Equipped with a 2000 mm protruding section of neoprene cable and a kit with crimpable connectors and adhesive heat-shrinkable sleeves that guarantee the tightness of the connection. Extraclear transparent glass.
The metal nail for ground installation needs to be ordered separately.

2200K disponibile su richiesta.

2200K available on request.

Optic Spot 10°

Power Led: 1,1W@350mA - 110@350mA lm ≠ OUTPUT 98@350mA lm - 1,6W@500mA 144@500mA lm ≠ OUTPUT 111@500mA lm - 2700K/CRI 80
1,1W@350mA - 120@350mA lm ≠ OUTPUT 106@350mA lm - 1,6W@500mA 155@500mA lm ≠ OUTPUT 121@500mA lm - 3000K/CRI 80
1,1W@350mA - 124@350mA lm ≠ OUTPUT 110@350mA lm - 1,6W@500mA 161@500mA lm ≠ OUTPUT 125@500mA lm - 4000K/CRI 80

2700K

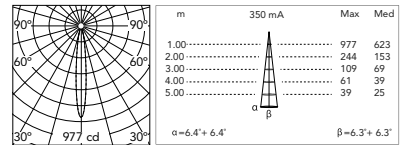
- FA1051442201.A
- FA1051442206.A
- FA1051442212.A
- FA1051442218.A
- FA1051442230.A
- FA1051442233.A
- FA1051442270.A

3000K

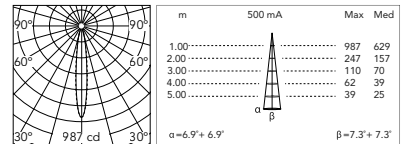
- FA1051441201.A
- FA1051441206.A
- FA1051441212.A
- FA1051441218.A
- FA1051441230.A
- FA1051441233.A
- FA1051441270.A

4000K

- FA1051711201.A
- FA1051711206.A
- FA1051711212.A
- FA1051711218.A
- FA1051711230.A
- FA1051711233.A
- FA1051711270.A



@ 3000K



@ 3000K

Optic Medium 30°

Power Led: 1,1W@350mA - 110@350mA lm ≠ OUTPUT 91@350mA lm - 1,6W@500mA 144@500mA lm ≠ OUTPUT 102@500mA lm - 2700K/CRI 80
1,1W@350mA - 120@350mA lm ≠ OUTPUT 99@350mA lm - 1,6W@500mA 155@500mA lm ≠ OUTPUT 110@500mA lm - 3000K/CRI 80
1,1W@350mA - 124@350mA lm ≠ OUTPUT 103@350mA lm - 1,6W@500mA 161@500mA lm ≠ OUTPUT 114@500mA lm - 4000K/CRI 80

2700K

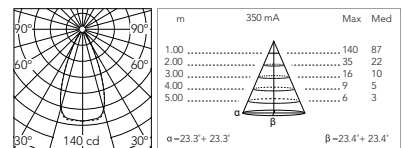
- FA1051442001.A
- FA1051442006.A
- FA1051442012.A
- FA1051442018.A
- FA1051442030.A
- FA1051442033.A
- FA1051442070.A

3000K

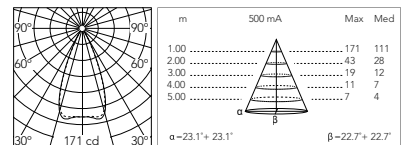
- FA1051440001.A
- FA1051440006.A
- FA1051440012.A
- FA1051440018.A
- FA1051440030.A
- FA1051440033.A
- FA1051440070.A

4000K

- FA1051710001.A
- FA1051710006.A
- FA1051710012.A
- FA1051710018.A
- FA1051710030.A
- FA1051710033.A
- FA1051710070.A



@ 3000K



@ 3000K

* Numero massimo di apparecchi per alimentatore / Maximum number of luminaires per power supply.

Numero massimo di apparecchi per alimentatore (Vin220÷240). Dati indicativi da verificare con le specifiche condizioni di installazione.

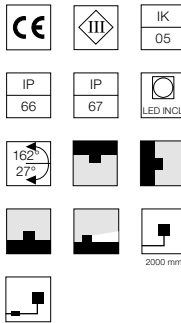
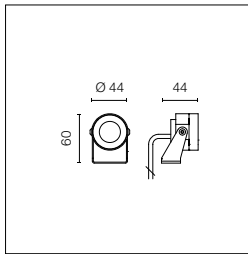
Maximum number of luminaires per power supply. (220÷240 V). These data must be checked taking into account the specific installation conditions.

Acc. RF25754	6
Acc. RF25748	6
Acc. FA68	10

Acc. FA129	**16
Acc. FA184	**16
Acc. FA135	**12
Acc. FA218	**12
Acc. FA238.A	**9
Acc. FA239.A	**9

**La tensione ai capi del sistema è in funzione del numero di apparecchi collegati in serie, attenersi alle norme CEI 64-8.

**The voltage at the end of the system depends on the number of fixtures connected in series, please comply with CEI 64-8 standards.



Sorgente RGB a LED inclusa. Alimentazione elettrica remota con interfaccia DMX 3chx350mA da ordinare separatamente. Connessione in serie. Dotato di spezzone di cavo uscente in neoprene di 2000 mm e kit con connettori crimp e guaina termorestringente adesiva per connessione a tenuta stagna. Staffa di fissaggio inclusa. Vetro sabbato serigrafato. Picchetto per installazione a terra da ordinare separatamente.

RGB LED source included. Remote electrical power supply with DMX 3chx350mA interface to be ordered separately. Serial connection. Equipped with a 2000 mm protruding section of neoprene cable and a kit with crimpable connectors and adhesive heat-shrinkable sleeves that guarantee the tightness of the connection. Sandblasted screen-printed glass. The metal nail for ground installation needs to be ordered separately.

Schema elettrico e installazione sistema RGB.

Wiring diagram and installation scheme RGB.

Massimo 10 apparecchi Aimer 1 RGB per ogni codice F990B22A000.

Max 10 luminaires Aimer 1 RGB for each code F990B22A000.

Vedere Schema Elettrico n.5 Page 876.

See Wiring Diagram n.5 Page 876.

RGB Power Led: 3,4W - 3CH x 350mA

RGB

- FA1051730001.A
- FA1051730006.A
- FA1051730012.A
- FA1051730018.A
- FA1051730030.A
- FA1051730033.A
- FA1051730070.A

Photometric data on request.

* Numero massimo di apparecchi per alimentatore / Maximum number of luminaires per power supply.

Numero massimo di apparecchi per alimentatore (Vin220÷240). Dati indicativi da verificare con le specifiche condizioni di installazione.

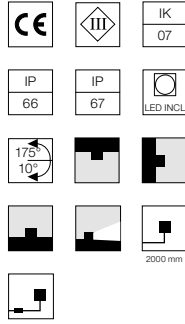
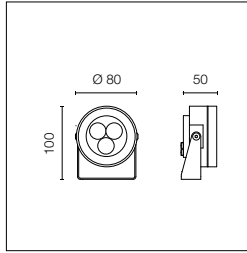
Maximum number of luminaires per power supply. (220÷240 V). These data must be checked taking into account the specific installation conditions.

Acc. F990B22A000 **10

**La tensione ai capi del sistema è in funzione del numero di apparecchi collegati in serie, attenersi alle norme CEI 64-8.

**The voltage at the end of the system depends on the number of fixtures connected in series, please comply with CEI 64-8 standards.

Aimer 3 Constant Voltage



Sorgente a LED inclusa.
Alimentazione elettrica remota 24 Vdc ON/OFF da ordinare separatamente. Connessione in parallelo. Dotato di spezzone di cavo uscente in neoprene di 2000 mm e kit con connettori crimp e guaina termorestringente adesiva per connessione a tenuta stagna. Staffa di fissaggio inclusa. Vetro trasparente extrachiaro. Picchetto per installazione a terra da ordinare separatamente.

LED source included. Remote electrical power supply 24V dc ON/OFF to be ordered separately. Parallel connection. Equipped with a 2000 mm protruding section of neoprene cable and a kit with crimpable connectors and adhesive heat-shrinkable sleeves that guarantee the tightness of the connection. Fixing bracket included. Extraclear transparent glass. The metal nail for ground installation needs to be ordered separately.

2200K disponibile su richiesta.

2200K available on request.

Optic Spot 10°

Power Led: 4,5W - 431 lm ≠ OUTPUT 359 lm - 2700K/CRI 80 - 24Vdc / 4,5W - 466 lm ≠ OUTPUT 389 lm - 3000K/CRI 80 - 24Vdc / 4,5W - 484 lm ≠ OUTPUT 404 lm - 4000K/CRI 80 - 24Vdc

2700K

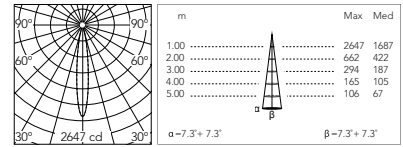
- FA105562201
- FA105562206
- FA105562212
- FA105562218
- FA105562230
- FA105562233
- FA105562270

3000K

- FA105561201
- FA105561206
- FA105561212
- FA105561218
- FA105561230
- FA105561233
- FA105561270

4000K

- FA1051721201
- FA1051721206
- FA1051721212
- FA1051721218
- FA1051721230
- FA1051721233
- FA1051721270



@ 3000K

Optic Medium 30°

Power Led: 4,5W - 431 lm ≠ OUTPUT 364 lm - 2700K/CRI 80 - 24Vdc / 4,5W - 466 lm ≠ OUTPUT 395 lm - 3000K/CRI 80 - 24Vdc / 4,5W - 484 lm ≠ OUTPUT 410 lm - 4000K/CRI 80 - 24Vdc

2700K

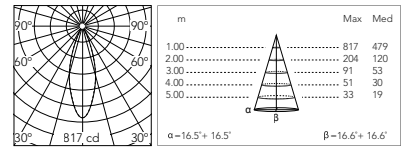
- FA105562101
- FA105562106
- FA105562112
- FA105562118
- FA105562130
- FA105562133
- FA105562170

3000K

- FA105561101
- FA105561106
- FA105561112
- FA105561118
- FA105561130
- FA105561133
- FA105561170

4000K

- FA1051721101
- FA1051721106
- FA1051721112
- FA1051721118
- FA1051721130
- FA1051721133
- FA1051721170



@ 3000K

Optic Flood 50°

Power Led: 4,5W - 431 lm ≠ OUTPUT 329 lm - 2700K/CRI 80 - 24Vdc / 4,5W - 466 lm ≠ OUTPUT 357 lm - 3000K/CRI 80 - 24Vdc / 4,5W - 484 lm ≠ OUTPUT 371 lm - 4000K/CRI 80 - 24Vdc

2700K

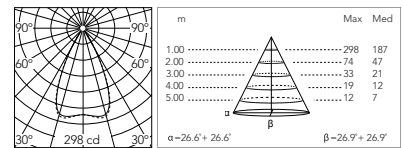
- FA105562001
- FA105562006
- FA105562012
- FA105562018
- FA105562030
- FA105562033
- FA105562070

3000K

- FA105560001
- FA105560006
- FA105560012
- FA105560018
- FA105560030
- FA105560033
- FA105560070

4000K

- FA1051720001
- FA1051720006
- FA1051720012
- FA1051720018
- FA1051720030
- FA1051720033
- FA1051720070



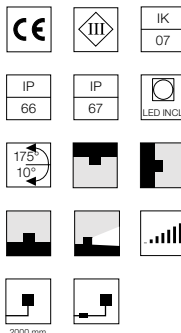
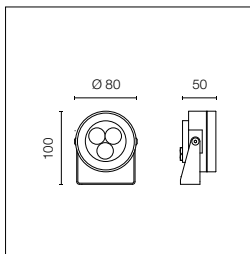
@ 3000K

* Numero massimo di apparecchi per alimentatore / Maximum number of luminaires per power supply.

Numero massimo di apparecchi per alimentatore (Vin220÷240). Dati indicativi da verificare con le specifiche condizioni di installazione.

Maximum number of luminaires per power supply. (220÷240 V). These data must be checked taking into account the specific installation conditions.

Acc. RF25754	1	Acc. RF25752	3
Acc. RF25748	1	Acc. F990B28A000	7
Acc. RF25747	2	Acc. F990B27A000	14
Acc. RF25757	2		



Sorgente a LED inclusa.
Alimentazione elettrica remota 350/500 mA ON/OFF e dimmerabile 1-10V o DALI da ordinare separatamente.
Connessione in serie. Dotato di spezzone di cavo uscente in neoprene di 2000 mm e kit con connettori crimp e guaina termorestringente adesiva per connessione a tenuta stagna.
Staffa di fissaggio inclusa. Vetro trasparente extrachiario.
Picchetto per installazione a terra da ordinare separatamente.

LED source included. Remote power supply 350/500 mA ON/OFF and dimmable 1-10V or DALI. Must be ordered separately. Serial connection. Equipped with a 2000 mm protruding section of neoprene cable and a kit with crimpable connectors and adhesive heat-shrinkable sleeves that guarantee the tightness of the connection. Extraclear transparent glass. The metal nail for ground installation needs to be ordered separately.

2200K disponibile su richiesta.

2200K available on request.

Optic Spot 10°

Power Led: 3,3W@350mA - 331@350mA lm ≠ OUTPUT 270@350mA lm / 5,1W@500mA - 431@500mA lm ≠ OUTPUT 359@500mA lm - 2700K/CRI 80
3,3W@350mA - 359@350mA lm ≠ OUTPUT 293@350mA lm - 5,1W@500mA - 466@500mA lm ≠ OUTPUT 389@500mA lm - 3000K/CRI 80
3,3W@350mA - 373@350mA lm ≠ OUTPUT 304@350mA lm - 5,1W@500mA - 484@500mA lm ≠ OUTPUT 404@500mA lm - 4000K/CRI 80

2700K

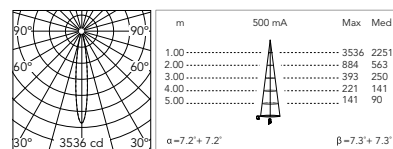
- FA1051072201
- FA1051072206
- FA1051072212
- FA1051072218
- FA1051072230
- FA1051072233
- FA1051072270

3000K

- FA1051071201
- FA1051071206
- FA1051071212
- FA1051071218
- FA1051071230
- FA1051071233
- FA1051071270

4000K

- FA1051901201
- FA1051901206
- FA1051901212
- FA1051901218
- FA1051901230
- FA1051901233
- FA1051901270



@ 3000K

Optic Medium 30°

Power Led: 3,3W@350mA - 331@350mA lm ≠ OUTPUT 274@350mA lm / 5,1W@500mA - 431@500mA lm ≠ OUTPUT 364@500mA lm - 2700K/CRI 80
3,3W@350mA - 359@350mA lm ≠ OUTPUT 297@350mA lm - 5,1W@500mA - 466@500mA lm ≠ OUTPUT 395@500mA lm - 3000K/CRI 80
3,3W@350mA - 373@350mA lm ≠ OUTPUT 308@350mA lm - 5,1W@500mA - 484@500mA lm ≠ OUTPUT 410@500mA lm - 4000K/CRI 80

2700K

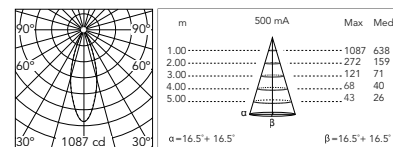
- FA1051072101
- FA1051072106
- FA1051072112
- FA1051072118
- FA1051072130
- FA1051072133
- FA1051072170

3000K

- FA1051071101
- FA1051071106
- FA1051071112
- FA1051071118
- FA1051071130
- FA1051071133
- FA1051071170

4000K

- FA1051901101
- FA1051901106
- FA1051901112
- FA1051901118
- FA1051901130
- FA1051901133
- FA1051901170



@ 3000K

Optic Flood 50°

Power Led: 3,3W@350mA - 331@350mA lm ≠ OUTPUT 247@350mA lm / 5,1W@500mA - 431@500mA lm ≠ OUTPUT 329@500mA lm - 2700K/CRI 80
3,3W@350mA - 359@350mA lm ≠ OUTPUT 267@350mA lm - 5,1W@500mA - 466@500mA lm ≠ OUTPUT 357@500mA lm - 3000K/CRI 80
3,3W@350mA - 373@350mA lm ≠ OUTPUT 278@350mA lm - 5,1W@500mA - 484@500mA lm ≠ OUTPUT 371@500mA lm - 4000K/CRI 80

2700K

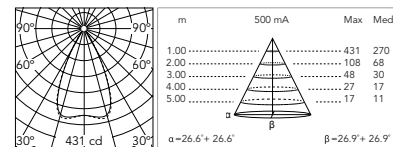
- FA1051072001
- FA1051072006
- FA1051072012
- FA1051072018
- FA1051072030
- FA1051072033
- FA1051072070

3000K

- FA1051070001
- FA1051070006
- FA1051070012
- FA1051070018
- FA1051070030
- FA1051070033
- FA1051070070

4000K

- FA1051900001
- FA1051900006
- FA1051900012
- FA1051900018
- FA1051900030
- FA1051900033
- FA1051900070



@ 3000K

* Numero massimo di apparecchi per alimentatore / Maximum number of luminaires per power supply.

Numero massimo di apparecchi per alimentatore (Vin220-240). Dati indicativi da verificare con le specifiche condizioni di installazione.

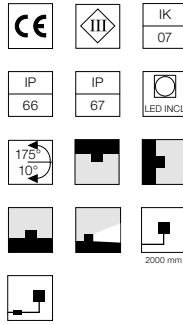
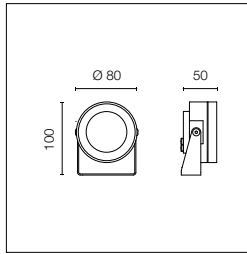
Maximum number of luminaires per power supply. (220-240 V). These data must be checked taking into account the specific installation conditions.

Acc. RF25754	2
Acc. RF25748	2
Acc. FA68	3
Acc. FA129	**5
Acc. FA184	**5

Acc. FA135	**2
Acc. FA218	**2
Acc. FA238.A	**3
Acc. FA239.A	**3

**La tensione ai capi del sistema è in funzione del numero di apparecchi collegati in serie, attenersi alle norme CEI 64-8.

**The voltage at the end of the system depends on the number of fixtures connected in series, please comply with CEI 64-8 standards.



Sorgente RGB a LED inclusa. Alimentazione elettrica remota con interfaccia DMX 3chx350mA da ordinare separatamente. Connessione in serie. Dotato di spezzone di cavo uscente in neoprene di 2000 mm e kit con connettori crimp e guaina termorestringente adesiva per connessione a tenuta stagna. Staffa di fissaggio inclusa. Vetro trasparente serigrafato. Picchetto per installazione a terra da ordinare separatamente.

RGB LED source included. Remote electrical power supply with DMX 3chx350mA interface to be ordered separately. Serial connection. Equipped with a 2000 mm protruding section of neoprene cable and a kit with crimpable connectors and adhesive heat-shrinkable sleeves that guarantee the tightness of the connection. Transparent screen-printed glass. The metal nail for ground installation needs to be ordered separately.

Schema elettrico e installazione sistema RGB.

Massimo 10 apparecchi Aimer 3 RGB per ogni codice F990B22A000.

Vedere Schema Elettrico n.5 Page 876.

Wiring diagram and installation scheme RGB.

Max 10 luminaires Aimer 3 RGB for each code F990B22A000.

See Wiring Diagram n.5 Page 876.

Optic Spot 10°

Power Led: 3,4W - 3CH x 350mA

RGB

- FA1051741201
- FA1051741206
- FA1051741212
- FA1051741218
- FA1051741230
- FA1051741233
- FA1051741270

Optic Medium 35°

Power Led: 3,4W - 3CH x 350mA

RGB

- FA1051740001
- FA1051740006
- FA1051740012
- FA1051740018
- FA1051740030
- FA1051740033
- FA1051740070

Photometric data on request.

* Numero massimo di apparecchi per alimentatore / Maximum number of luminaires per power supply.

Numero massimo di apparecchi per alimentatore (Vin220÷240). Dati indicativi da verificare con le specifiche condizioni di installazione.

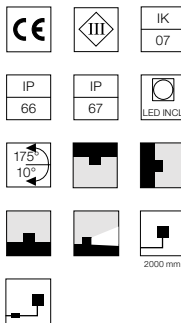
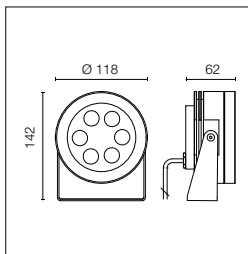
Maximum number of luminaires per power supply. (220÷240 V). These data must be checked taking into account the specific installation conditions.

Acc. F990B22A000 **10

**La tensione ai capi del sistema è in funzione del numero di apparecchi collegati in serie, attenersi alle norme CEI 64-8.

**The voltage at the end of the system depends on the number of fixtures connected in series, please comply with CEI 64-8 standards.

Aimer 4 Constant Voltage



Sorgente a LED inclusa.
Alimentazione elettrica remota 24 Vdc ON/OFF da ordinare separatamente. Connessione in parallelo. Dotato di spezzone di cavo uscente in neoprene di 2000 mm e kit con connettori crimp e guaina termorestringente adesiva per connessione a tenuta stagna. Staffa di fissaggio inclusa. Vetro trasparente extrachiaro. Picchetto per installazione a terra da ordinare separatamente.

LED source included. Remote electrical power supply 24V dc ON/OFF to be ordered separately. Parallel connection. Equipped with a 2000 mm protruding section of neoprene cable and a kit with crimpable connectors and adhesive heat-shrinkable sleeves that guarantee the tightness of the connection. Fixing bracket included. Extraclear transparent glass. The metal nail for ground installation needs to be ordered separately.

2200K disponibile su richiesta.

2200K available on request.

Optic Spot 8°

Power Led: 10W - 776 lm ≠ OUTPUT 498 lm - 2700K/CRI 80 - 24Vdc / 10W - 834 lm ≠ OUTPUT 535 lm - 3000K/CRI 80 - 24Vdc / 10W - 889 lm ≠ OUTPUT 570 lm - 4000K/CRI 80 - 24Vdc

2700K

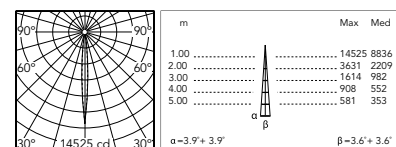
- FA1052552201
- FA1052552206
- FA1052552212
- FA1052552218
- FA1052552230
- FA1052552233
- FA1052552270

3000K

- FA1052551201
- FA1052551206
- FA1052551212
- FA1052551218
- FA1052551230
- FA1052551233
- FA1052551270

4000K

- FA1052541201
- FA1052541206
- FA1052541212
- FA1052541218
- FA1052541230
- FA1052541233
- FA1052541270



@ 4000K

Optic Medium 26°

Power Led: 10W - 776 lm ≠ OUTPUT 486 lm - 2700K/CRI 80 - 24Vdc / 10W - 834 lm ≠ OUTPUT 523 lm - 3000K/CRI 80 - 24Vdc / 10W - 889 lm ≠ OUTPUT 558 lm - 4000K/CRI 80 - 24Vdc

2700K

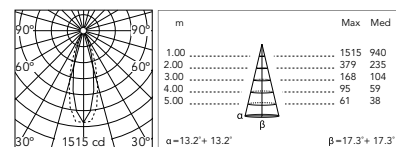
- FA1052552001
- FA1052552006
- FA1052552012
- FA1052552018
- FA1052552030
- FA1052552033
- FA1052552070

3000K

- FA1052550001
- FA1052550006
- FA1052550012
- FA1052550018
- FA1052550030
- FA1052550033
- FA1052550070

4000K

- FA1052540001
- FA1052540006
- FA1052540012
- FA1052540018
- FA1052540030
- FA1052540033
- FA1052540070



@ 4000K

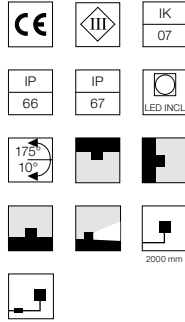
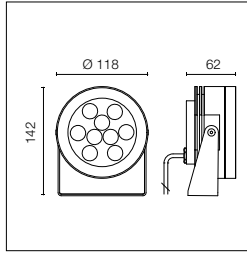
* Numero massimo di apparecchi per alimentatore / Maximum number of luminaires per power supply.

Numero massimo di apparecchi per alimentatore (Vin220÷240). Dati indicativi da verificare con le specifiche condizioni di installazione.

Maximum number of luminaires per power supply. (220÷240 V). These data must be checked taking into account the specific installation conditions.

Acc. RF25752	1
Acc. F990B28A000	2
Acc. F990B27A000	5

Aimer 5 Constant Voltage



Sorgente a LED inclusa.
Alimentazione elettrica remota 24 Vdc ON/OFF da ordinare separatamente. Connessione in parallelo. Dotato di spezzone di cavo uscente in neoprene di 2000 mm e kit con connettori crimp e guaina termorestringente adesiva per connessione a tenuta stagna. Staffa di fissaggio inclusa. Vetro trasparente extrachiario. Picchetto per installazione a terra da ordinare separatamente.

LED source included. Remote electrical power supply 24V dc ON/OFF to be ordered separately. Parallel connection. Equipped with a 2000 mm protruding section of neoprene cable and a kit with crimpable connectors and adhesive heat-shrinkable sleeves that guarantee the tightness of the connection. Fixing bracket included. Extraclear transparent glass. The metal nail for ground installation needs to be ordered separately.

2200K disponibile su richiesta.

2200K available on request.

Optic Spot 8°

Power Led: 14W - 1164 lm ≠ OUTPUT 747 lm - 2700K/CRI 80 - 24Vdc / 14W - 1252 lm ≠ OUTPUT 803 lm - 3000K/CRI 80 - 24Vdc / 14W - 1333 lm ≠ OUTPUT 855 lm - 4000K/CRI 80 - 24Vdc

2700K

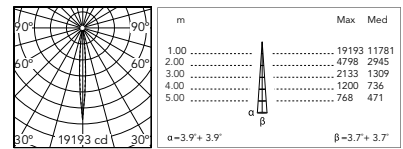
- FA1052522201
- FA1052522206
- FA1052522212
- FA1052522218
- FA1052522230
- FA1052522233
- FA1052522270

3000K

- FA1052521201
- FA1052521206
- FA1052521212
- FA1052521218
- FA1052521230
- FA1052521233
- FA1052521270

4000K

- FA1052511201
- FA1052511206
- FA1052511212
- FA1052511218
- FA1052511230
- FA1052511233
- FA1052511270



@ 3000K

Optic Medium 28°

Power Led: 14W - 1164 lm ≠ OUTPUT 730 lm - 2700K/CRI 80 - 24Vdc / 14W - 1252 lm ≠ OUTPUT 785 lm - 3000K/CRI 80 - 24Vdc / 14W - 1333 lm ≠ OUTPUT 836 lm - 4000K/CRI 80 - 24Vdc

2700K

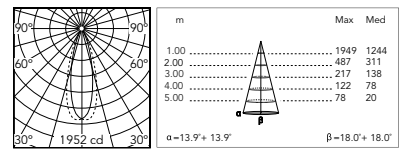
- FA1052522001
- FA1052522006
- FA1052522012
- FA1052522018
- FA1052522030
- FA1052522033
- FA1052522070

3000K

- FA1052520001
- FA1052520006
- FA1052520012
- FA1052520018
- FA1052520030
- FA1052520033
- FA1052520070

4000K

- FA1052510001
- FA1052510006
- FA1052510012
- FA1052510018
- FA1052510030
- FA1052510033
- FA1052510070



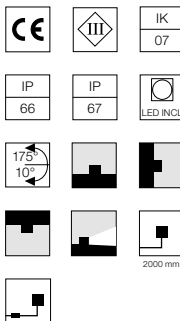
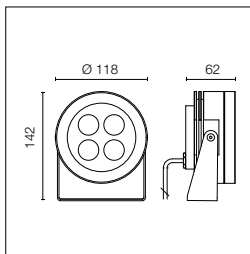
@ 3000K

* Numero massimo di apparecchi per alimentatore / Maximum number of luminaires per power supply.

Numero massimo di apparecchi per alimentatore (Vin220÷240). Dati indicativi da verificare con le specifiche condizioni di installazione.

Maximum number of luminaires per power supply. (220÷240 V). These data must be checked taking into account the specific installation conditions.

Acc.F990B28A000 1
Acc. F990B27A000 3



Sorgente RGB a LED inclusa. Alimentazione elettrica remota con interfaccia DMX 3chx350mA da ordinare separatamente. Connessione in serie. Dotato di spezzone di cavo uscente in neoprene di 2000 mm e kit con connettori crimp e guaina termorestringente adesiva per connessione a tenuta stagna. Staffa di fissaggio inclusa. Vetro trasparente serigrafato. Picchetto per installazione a terra da ordinare separatamente.

RGB LED source included. Remote electrical power supply with DMX 3chx350mA interface to be ordered separately. Serial connection. Equipped with a 2000 mm protruding section of neoprene cable and a kit with crimpable connectors and adhesive heat-shrinkable sleeves that guarantee the tightness of the connection. Transparent screen-printed glass. The metal nail for ground installation needs to be ordered separately.

Optic Spot 10°

RGB Power Led: 13,6W - 3CH x 350mA

RGB

- FA1052561201
- FA1052561206
- FA1052561212
- FA1052561218
- FA1052561230
- FA1052561233
- FA1052561270

Schema elettrico e installazione sistema RGB.

Massimo 2 apparecchi Aimer 5 RGB per ogni codice F990B22A000.

Vedere Schema Elettrico n.5 Page 876.

Wiring diagram and installation scheme RGB.

Max 2 luminaires Aimer 5 RGB for each code F990B22A000.

See Wiring Diagram n.5 Page 876.

Optic Medium 35°

RGB Power Led: 13,6W - 3CH x 350mA

RGB

- FA1052560001
- FA1052560006
- FA1052560012
- FA1052560018
- FA1052560030
- FA1052560033
- FA1052560070

Photometric data on request.

* Numero massimo di apparecchi per alimentatore / Maximum number of luminaires per power supply.

Numero massimo di apparecchi per alimentatore (Vin220÷240). Dati indicativi da verificare con le specifiche condizioni di installazione.

Maximum number of luminaires per power supply. (220÷240 V). These data must be checked taking into account the specific installation conditions.

Acc. F990B22A000


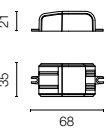

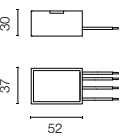

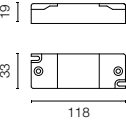
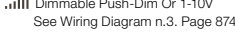
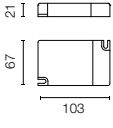
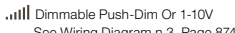

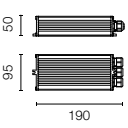
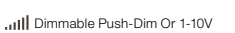

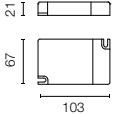
**La tensione ai capi del sistema è in funzione del numero di apparecchi collegati in serie, attenersi alle norme CEI 64-8.

**The voltage at the end of the system depends on the number of fixtures connected in series, please comply with CEI 64-8 standards.


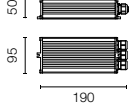

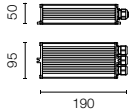

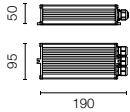

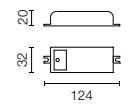

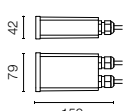

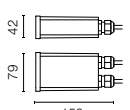

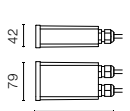
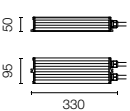

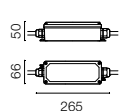
Aimer: Accessori / Accessories

Visera Aimer 1.	Visor Aimer 1.	Aimer 1 FA5230		
Visera Aimer 3.	Visor Aimer 3.	Aimer 3 FA5130		
Picchetta per fissaggio a terra.	Ground spike.	Aimer 1 / 3 / 4 / 5 FA136		
Sistema di giunzione IP68 H2O Stop anti-condensa a 3/4 vie 4 poli. (Ø5,5÷12mm cavo).	3/4 way terminal block 4 poles IP68 H2O Stop. (ø5,5÷12mm cable).	Aimer 3 / 4 / 5 F990C010000		
Sistema di giunzione IP68 H2O Stop anti-condensa a 2 vie 4 poli. (Ø5,5÷12mm cavo).	2 way terminal block 4 poles IP68 H2O Stop. (ø5,5÷12mm cable).	Aimer 3 / 4 / 5 F990C00A000		








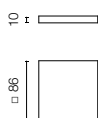

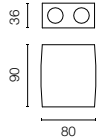

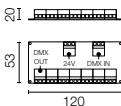

Aimer: Driver / Drivers

Alimentatore doppia funzione Vout 24Vdc: 8W/100÷240V Iout 350ma: 6x1W/100÷240V IP20 Classe II Selv Eq.	Power supply dual function Vout 24Vdc: 8W/100÷240V Iout 350ma: 6x1W/100÷240V IP20 Class II Selv Eq.	Aimer 1 / 3 *RF25754		
Alimentatore 24V 8W / 110-240V IP65 Classe II selv.	Power supply 24V 8W / 110-240V IP65 Class II selv.	Aimer 1 / 3 *RF25748		
Alimentatore 10 x 1W/ 100÷265V - Iout 350mA (7x1W/110V) IP40 Class II Selv Eq.	Power supply 10 x 1W/ 100÷265V - Iout 350mA (7x1W/110V) IP40 Class II Selv Eq.	Aimer 1 / 3 *FA68		
Alimentatore 16 x 1W/ 110÷240V - Iout 350mA (12x1W@110V) IP20 Class II Selv Eq.	Power supply 16 x 1W/ 110÷240V - Iout 350mA (12x1W@110V) IP20 Class II Selv Eq.	Aimer 1 / 3 *FA129 		
Alimentatore 16 x 1W/ 110÷240V - Iout 350mA (12x1W@110V) IP67 Class II Selv.	Power supply 16 x 1W/ 110÷240V - Iout 350mA (12x1W@110V) IP67 Class II Selv.	Aimer 1 / 3 *FA184 		
Alimentatore 13 x 2W/ 110÷240V - Iout 500mA (7x2W@110V) IP20 Class II Selv. Eq.	Power supply 13 x 2W/ 110÷240V - Iout 500mA (7x2W@110V) IP20 Class II Selv. Eq.	Aimer 1 / 3 *FA135 		


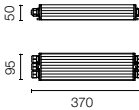
Aimer: Driver / Drivers

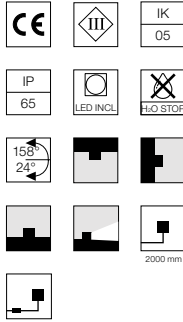
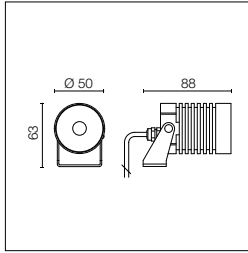
Alimentatore 13 x 2W/ 110÷240V - Iout 500mA (7x2W@110V) IP67 Class II Selv.	Power supply 13 x 2W/ 110÷240V - Iout 500mA (7x2W@110V) IP67 Class II Selv.	Aimer 1 / 3 *FA218 Dimmable Push-Dim Or 1-10V See Wiring Diagram n.3. Page Page 874		
Alimentatore 18W/ 110÷240V - Iout 350mA (15W@110V) IP67 Class II Selv. C	Power supply 18W/ 110÷240V - Iout 350mA (15W@110V) IP67 Class II Selv. C.	Aimer 1 / 3 *FA238.A Dimmable DALI See Wiring Diagram n.3. Page Page 874		
Alimentatore 24W/ 110÷240V - Iout 500mA (15W@110V) IP67 Class II Selv.	Power supply 24W/ 110÷240V - Iout 500mA (15W@110V) IP67 Class II Selv.	Aimer 1 / 3 *FA239.A Dimmable DALI See Wiring Diagram n.3. Page Page 874		
Alimentatore 24V 10W / 110- 240V IP20 Classe II selv.	Power supply 24V 10W /110- 240V IP20 Class II selv.	Aimer 3 *RF2574		
Alimentatore 24V 10W / 110- 240V IP67 Classe II selv.	Power supply 24V 10W / 110-240V IP67 Class II selv.	Aimer 3 *RF2575		
Alimentatore per installazione remota 24Vdc 20W / 220- 240V IP67 Classe II selv.	Power supply for remote installation 24Vdc 20W / 220- 240V IP67 Class II selv.	Aimer 3 / 4 / 5 *RF25752		
Alimentatore 24Vdc 35W / 120-270V IP67 Classe II selv.	Power supply 24Vdc 35W / 120-270V IP67 Class II selv.	F990B23AZ00		
Alimentatore per installazione remota 24Vdc 50W / 120- 240V IP67 Classe II selv.	Power supply for remote installation 24Vdc 50W / 120- 240V IP67 Class II selv.	Aimer 3 / 4 / 5 *F990B28A000		
Alimentatore per installazione remota 24Vdc 70W / 220- 240V IP67 Classe II selv.	Power supply for remote installation 24Vdc 70W / 220- 240V IP67 Class II selv.	Aimer 3 / 4 / 5 *F990B27A000		

Aimer RGB: Accessori / Accessories

Visera Aimer 1.	Visor Aimer 1.	Aimer 1 RGB FA5230		
Visera Aimer 3.	Visor Martina.	Aimer 3 RGB FA5130		
Picchetto per installazione a terra.	Ground spike.	Aimer 1 / 3 / 4 / 5 RGB FA136		
Controller DMX a parete per scatole ad incasso (60mm interasse fori).	DMX controller; dimmer switch for recessed box (60mm hole centres).	F990B10A000		
Controller DMX stand-alone/interfaccia PC.	DMX controller; stand-alone/PC interface.	F990B11A000		
DMX splitter 512 - dispositivo elettronico per rigenerare segnale DMX monodirezionale 1 Input e 7 output, 12-24 Vdc.	DMX splitter 512 - electronic device to regenerate the monodirectional DMX signal 1 Input and 7 output, 12-24Vdc.	F990B13A000		
Cavo DMX schermato con impedenza costante 110 Ohm.	DMX cable - shielded twisted pair with 110 Ohm constant impedance.	F990B12A000		

Aimer 3 RGB: Driver / Drivers

Alimentatore con interfaccia DMX per apparecchi RGB 36W/220÷240V-3CH x 350mA (3CH x 10 x 1W) predisposizione DMX IP67 Classe I Selv Eq.	Power supply with DMX interface for RGB fixtures 36W/220÷240v-3CH x 350mA (3CH x 10 x 1W) DMX control allowed IP67 Class I Selv Eq.	*F990B22A000		
-----------------------------------------------------------------------------------------------------------------------------------------	-------------------------------------------------------------------------------------------------------------------------------------	--------------	---------------------------------------------------------------------------------------	---------------------------------------------------------------------------------------



Sorgente a LED inclusa.
Alimentazione elettrica remota 24V dc ON/OFF da ordinare separatamente. Dotato di spezzone di cavo uscente in neoprene di 2000 mm e kit con connettori crimp e guaina termorestringente adesiva per connessione a tenuta stagna. Staffa di fissaggio inclusa. Vetro trasparente extrachiario. Picchetto per installazione a terra da ordinare separatamente. Versione dimmerabile a richiesta.

LED source included. Remote electrical power supply 24V dc ON/OFF to be ordered separately. Equipped with a 2000 mm protruding section of neoprene cable and a kit with crimpable connectors and adhesive heat-shrinkable sleeves that guarantee the tightness of the connection. Fixing bracket included. Extraclear transparent glass. The metal nail for ground installation needs to be ordered separately. Dimmable version available upon request.

2200K disponibile su richiesta.

2200K available on request.

Optic Spot 10°

Power Led: 3,4W - 199 lm ≠ OUTPUT 138 lm - 2700K/CRI 80 - 24Vdc / 3,4W - 215 lm ≠ OUTPUT 149 lm - 3000K/CRI 80 - 24Vdc / 3,4W - 224 lm ≠ OUTPUT 155 lm - 4000K/CRI 80 - 24Vdc

2700K

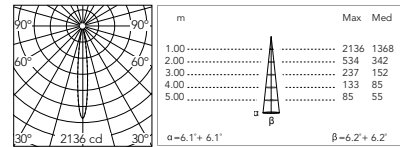
- FA51308001
- FA51308006
- FA51308012
- FA51308018
- FA51308030
- FA51308033

3000K

- FA51300301
- FA51300306
- FA51300312
- FA51300318
- FA51300330
- FA51300333

4000K

- FA51300201
- FA51300206
- FA51300212
- FA51300218
- FA51300230
- FA51300233



@3000K

Optic Medium 30°

Power Led: 3,4W - 199 lm ≠ OUTPUT 121 lm - 2700K/CRI 80 - 24Vdc / 3,4W - 215 lm ≠ OUTPUT 131 lm - 3000K/CRI 80 - 24Vdc / 3,4W - 224 lm ≠ OUTPUT 136 lm - 4000K/CRI 80 - 24Vdc

2700K

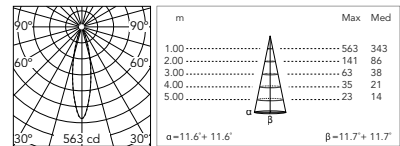
- FA51308201
- FA51308206
- FA51308212
- FA51308218
- FA51308230
- FA51308233

3000K

- FA51301301
- FA51301306
- FA51301312
- FA51301318
- FA51301330
- FA51301333

4000K

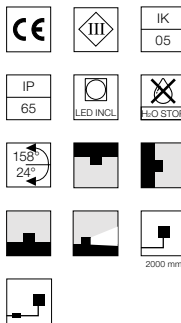
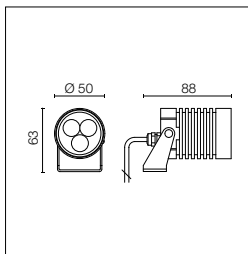
- FA51301201
- FA51301206
- FA51301212
- FA51301218
- FA51301230
- FA51301233



@3000K

* Numero massimo di apparecchi per alimentatore / Maximum number of luminaires per power supply.

Numero massimo di apparecchi per alimentatore (Vin220÷240). Dati indicativi da verificare con le specifiche condizioni di installazione.	Maximum number of luminaires per power supply. (220÷240 V). These data must be checked taking into account the specific installation conditions.	Acc. RF25754	1	Acc. RF25752	3
		Acc. RF25748	1	Acc.F990B28A000	9
		Acc. RF25747	2	Acc. F990B27A000	17
		Acc. RF25757	2		



Sorgente a LED inclusa. Alimentazione elettrica remota 24V dc ON/OFF da ordinare separatamente. Dotato di spezzone di cavo uscente in neoprene di 2000 mm e kit con connettori crimp e guaina termorestringente adesiva per connessione a tenuta stagna. Staffa di fissaggio inclusa. Vetro trasparente extrachiario. Picchetto per installazione a terra da ordinare separatamente. Versione dimmerabile a richiesta.

LED source included. Remote electrical power supply 24V dc ON/OFF to be ordered separately. Equipped with a 2000 mm protruding section of neoprene cable and a kit with crimpable connectors and adhesive heat-shrinkable sleeves that guarantee the tightness of the connection. Fixing bracket included. Extraclear transparent glass. The metal nail for ground installation needs to be ordered separately. Dimmable version available upon request.

2200K disponibile su richiesta.

2200K available on request.

Optic Spot 10°

Power Led: 4,5W - 331 lm ≠ OUTPUT 246 lm - 2700K/CRI 80 - 24Vdc / 4,5W - 359 lm ≠ OUTPUT 267 lm - 3000K/CRI 80 - 24Vdc / 4,5W - 373 lm ≠ OUTPUT 277 lm - 4000K/CRI 80 - 24Vdc

2700K

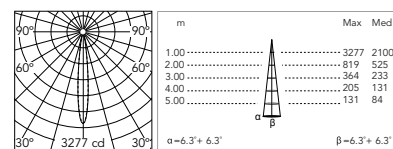
- FA51308401
- FA51308406
- FA51308412
- FA51308418
- FA51308430
- FA51308433

3000K

- FA51302301
- FA51302306
- FA51302312
- FA51302318
- FA51302330
- FA51302333

4000K

- FA51302201
- FA51302206
- FA51302212
- FA51302218
- FA51302230
- FA51302233



@3000K

Optic Medium 30°

Power Led: 4,5W - 331 lm ≠ OUTPUT 218 lm - 2700K/CRI 80 - 24Vdc / 4,5W - 359 lm ≠ OUTPUT 236 lm - 3000K/CRI 80 - 24Vdc / 4,5W - 373 lm ≠ OUTPUT 245 lm - 4000K/CRI 80 - 24Vdc

2700K

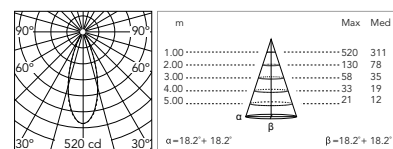
- FA51308601
- FA51308606
- FA51308612
- FA51308618
- FA51308630
- FA51308633

3000K

- FA51303301
- FA51303306
- FA51303312
- FA51303318
- FA51303330
- FA51303333

4000K

- FA51303201
- FA51303206
- FA51303212
- FA51303218
- FA51303230
- FA51303233



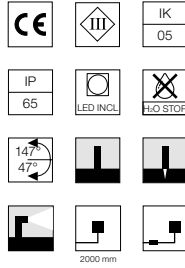
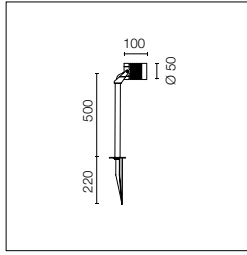
@3000K

* Numero massimo di apparecchi per alimentatore / Maximum number of luminaires per power supply.

Numero massimo di apparecchi per alimentatore (Vin220÷240). Dati indicativi da verificare con le specifiche condizioni di installazione.

Maximum number of luminaires per power supply. (220÷240 V). These data must be checked taking into account the specific installation conditions.

Acc. RF25754	1	Acc. RF25757	2
Acc. RF25748	1	Acc. F990B28A000	9
Acc. RF25747	2	Acc. F990B27A000	17



Sorgente a LED inclusa.
Alimentazione elettrica remota 24V dc ON/OFF da ordinare separatamente. Dotato di spezzone di cavo uscente in neoprene di 2000 mm e morsetteria a 2 poli e 3 vie con sistema H2O STOP per connessione a tenuta stagna. Vetro trasparente extrachiaro. Picchetto per installazione a terra incluso. Versione dimmerabile a richiesta.

LED source included. Remote electrical power supply 24V dc ON/OFF to be ordered separately. Equipped with a 2000 mm protruding section of neoprene cable and a 2-pole and 3-way connection box with H2O STOP system that guarantee the tightness of the connection. Extraclear transparent glass. Metal nail for ground installation included. Dimmable version available upon request.

2200K disponibile su richiesta.

2200K available on request.

Optic Spot 10°

Power Led: 3,4W - 199 lm ≠ OUTPUT 138 lm - 2700K/CRI 80 - 24Vdc / 3,4W - 215 lm ≠ OUTPUT 149 lm - 3000K/CRI 80 - 24Vdc / 3,4W - 224 lm ≠ OUTPUT 155 lm - 4000K/CRI 80 - 24Vdc

2700K

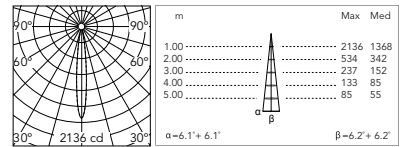
- FA51308801
- FA51308806
- FA51308812
- FA51308818
- FA51308830
- FA51308833

3000K

- FA51303601
- FA51303606
- FA51303612
- FA51303618
- FA51303630
- FA51303633

4000K

- FA51303501
- FA51303506
- FA51303512
- FA51303518
- FA51303530
- FA51303533



@3000K

Optic Medium 30°

Power Led: 3,4W - 199 lm ≠ OUTPUT 121 lm - 2700K/CRI 80 - 24Vdc / 3,4W - 215 lm ≠ OUTPUT 131 lm - 3000K/CRI 80 - 24Vdc / 3,4W - 224 lm ≠ OUTPUT 136 lm - 4000K/CRI 80 - 24Vdc

2700K

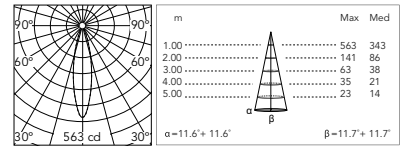
- FA51309001
- FA51309006
- FA51309012
- FA51309018
- FA51309030
- FA51309033

3000K

- FA51303901
- FA51303906
- FA51303912
- FA51303918
- FA51303930
- FA51303933

4000K

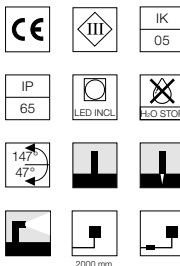
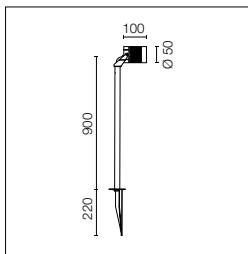
- FA51303801
- FA51303806
- FA51303812
- FA51303818
- FA51303830
- FA51303833



@3000K

* Numero massimo di apparecchi per alimentatore / Maximum number of luminaires per power supply.

Numero massimo di apparecchi per alimentatore (Vin220÷240). Dati indicativi da verificare con le specifiche condizioni di installazione.	Maximum number of luminaires per power supply. (220÷240 V). These data must be checked taking into account the specific installation conditions.	Acc. RF25754	1	Acc. RF25757	2
		Acc. RF25748	1	Acc. RF25752	3
		Acc. FA235	1	Acc. F990B28A000	9
		Acc. RF25747	2	Acc. F990B27A000	17



Sorgente a LED inclusa. Alimentazione elettrica remota 24V dc ON/OFF da ordinare separatamente. Dotato di spezzone di cavo uscente in neoprene di 2000 mm e morsetteria a 2 poli e 3 vie con sistema H2O STOP per connessione a tenuta stagna. Vetro trasparente extrachiaro. Picchetto per installazione a terra incluso. Versione dimmerabile a richiesta.

LED source included. Remote electrical power supply 24V dc ON/OFF to be ordered separately. Equipped with a 2000 mm protruding section of neoprene cable and a 2-pole and 3-way connection box with H2O STOP system that guarantee the tightness of the connection. Extraclear transparent glass. Metal nail for ground installation included. Dimmable version available upon request.

2200K disponibile su richiesta.

2200K available on request.

Optic Spot 10°

Power Led: 3,4W - 199 lm ≠ OUTPUT 138 lm - 2700K/CRI 80 - 24Vdc / 3,4W - 215 lm ≠ OUTPUT 149 lm - 3000K/CRI 80 - 24Vdc / 3,4W - 224 lm ≠ OUTPUT 155 lm - 4000K/CRI 80 - 24Vdc

2700K

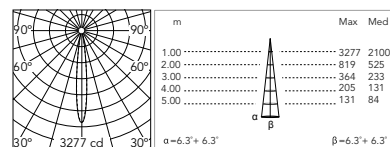
- FA51309201
- FA51309206
- FA51309212
- FA51309218
- FA51309230
- FA51309233

3000K

- FA51304801
- FA51304806
- FA51304812
- FA51304818
- FA51304830
- FA51304833

4000K

- FA51304701
- FA51304706
- FA51304712
- FA51304718
- FA51304730
- FA51304733



@3000K

Optic Medium 30°

Power Led: 3,4W - 199 lm ≠ OUTPUT 121 lm - 2700K/CRI 80 - 24Vdc / 3,4W - 215 lm ≠ OUTPUT 131 lm - 3000K/CRI 80 - 24Vdc / 3,4W - 224 lm ≠ OUTPUT 136 lm - 4000K/CRI 80 - 24Vdc

2700K

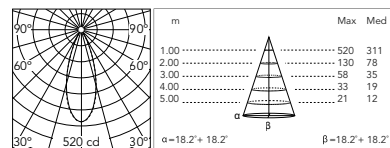
- FA51309401
- FA51309406
- FA51309412
- FA51309418
- FA51309430
- FA51309433

3000K

- FA51305101
- FA51305106
- FA51305112
- FA51305118
- FA51305130
- FA51305133

4000K

- FA51305001
- FA51305006
- FA51305012
- FA51305018
- FA51305030
- FA51305033



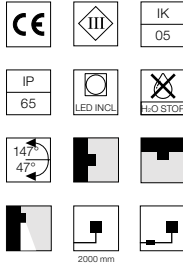
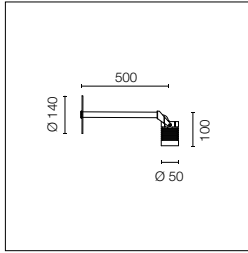
@3000K

* Numero massimo di apparecchi per alimentatore / Maximum number of luminaires per power supply.

Numero massimo di apparecchi per alimentatore (Vin220÷240). Dati indicativi da verificare con le specifiche condizioni di installazione.

Maximum number of luminaires per power supply. (220÷240 V). These data must be checked taking into account the specific installation conditions.

Acc. RF25754	1	Acc. RF25757	2
Acc. RF25748	1	Acc. RF25752	3
Acc. FA235	1	Acc. F990B2BA000	9
Acc. RF25747	2	Acc. F990B27A000	17



Sorgente a LED inclusa.
Alimentazione elettrica remota 24V dc ON/OFF da ordinare separatamente. Dotato di spezzone di cavo uscente in neoprene di 2000 mm e morsettiera a 2 poli e 3 vie con sistema H2O STOP per connessione a tenuta stagna. Vetro trasparente extrachiaro. Picchetto per installazione a terra incluso. Versione dimmerabile a richiesta.

LED source included. Remote electrical power supply 24V dc ON/OFF to be ordered separately. Equipped with a 2000 mm protruding section of neoprene cable and a 2-pole and 3-way connection box with H2O STOP system that guarantee the tightness of the connection. Extraclear transparent glass. Metal nail for ground installation included. Dimmable version available upon request.

2200K disponibile su richiesta.

2200K available on request.

Optic Spot 10°

Power Led: 3,4W - 199 lm ≠ OUTPUT 138 lm - 2700K/CRI 80 - 24Vdc / 3,4W - 215 lm ≠ OUTPUT 149 lm - 3000K/CRI 80 - 24Vdc / 3,4W - 224 lm ≠ OUTPUT 155 lm - 4000K/CRI 80 - 24Vdc

2700K

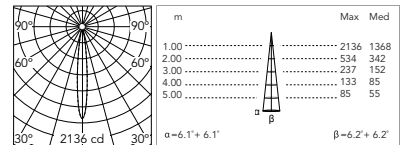
- FA51309601
- FA51309606
- FA51309612
- FA51309618
- FA51309630
- FA51309633

3000K

- FA51306001
- FA51306006
- FA51306012
- FA51306018
- FA51306030
- FA51306033

4000K

- FA51305901
- FA51305906
- FA51305912
- FA51305918
- FA51305930
- FA51305933



@3000K

Optic Medium 30°

Power Led: 3,4W - 199 lm ≠ OUTPUT 121 lm - 2700K/CRI 80 - 24Vdc / 3,4W - 215 lm ≠ OUTPUT 131 lm - 3000K/CRI 80 - 24Vdc / 3,4W - 224 lm ≠ OUTPUT 136 lm - 4000K/CRI 80 - 24Vdc

2700K

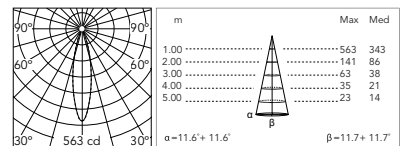
- FA51309801
- FA51309806
- FA51309812
- FA51309818
- FA51309830
- FA51309833

3000K

- FA51306301
- FA51306306
- FA51306312
- FA51306318
- FA51306330
- FA51306333

4000K

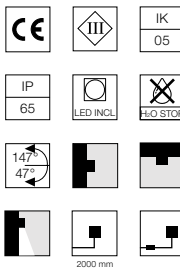
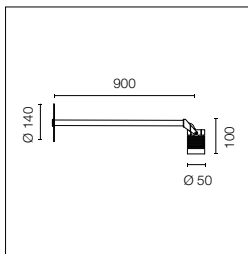
- FA51306201
- FA51306206
- FA51306212
- FA51306218
- FA51306230
- FA51306233



@3000K

* Numero massimo di apparecchi per alimentatore / Maximum number of luminaires per power supply.

Numero massimo di apparecchi per alimentatore (Vin220±240). Dati indicativi da verificare con le specifiche condizioni di installazione.	Maximum number of luminaires per power supply. (220±240 V). These data must be checked taking into account the specific installation conditions.	Acc. RF25754	1	Acc. F990B28A000	9
		Acc. RF25748	1	Acc. F990B27A000	17
		Acc. RF25752	3		



Sorgente a LED inclusa.
Alimentazione elettrica remota 24V dc ON/OFF da ordinare separatamente. Dotato di spezzone di cavo uscente in neoprene di 2000 mm e morsetteria a 2 poli e 3 vie con sistema H2O STOP per connessione a tenuta stagna. Vetro trasparente extrachiaro. Picchetto per installazione a terra incluso. Versione dimmerabile a richiesta.

LED source included. Remote electrical power supply 24V dc ON/OFF to be ordered separately. Equipped with a 2000 mm protruding section of neoprene cable and a 2-pole and 3-way connection box with H2O STOP system that guarantee the tightness of the connection. Extraclear transparent glass. Metal nail for ground installation included. Dimmable version available upon request.

2200K disponibile su richiesta.

2200K available on request.

Optic Spot 10°

Power Led: 3,4W - 199 lm ≠ OUTPUT 138 lm - 2700K/CRI 80 - 24Vdc / 3,4W - 215 lm ≠ OUTPUT 149 lm - 3000K/CRI 80 - 24Vdc / 3,4W - 224 lm ≠ OUTPUT 155 lm - 4000K/CRI 80 - 24Vdc

2700K

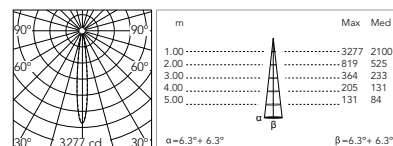
- FA51310001
- FA51310006
- FA51310012
- FA51310018
- FA51310030
- FA51310033

3000K

- FA51306601
- FA51306606
- FA51306612
- FA51306618
- FA51306630
- FA51306633

4000K

- FA51306501
- FA51306506
- FA51306512
- FA51306518
- FA51306530
- FA51306533



@3000K

Optic Medium 30°

Power Led: 3,4W - 199 lm ≠ OUTPUT 121 lm - 2700K/CRI 80 - 24Vdc / 3,4W - 215 lm ≠ OUTPUT 131 lm - 3000K/CRI 80 - 24Vdc / 3,4W - 224 lm ≠ OUTPUT 136 lm - 4000K/CRI 80 - 24Vdc

2700K

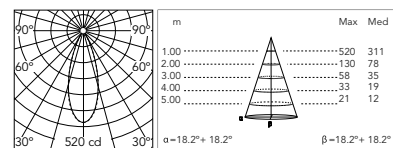
- FA51310201
- FA51310206
- FA51310212
- FA51310218
- FA51310230
- FA51310233

3000K

- FA51306901
- FA51306906
- FA51306912
- FA51306918
- FA51306930
- FA51306933

4000K

- FA51306801
- FA51306806
- FA51306812
- FA51306818
- FA51306830
- FA51306833



@3000K

* Numero massimo di apparecchi per alimentatore / Maximum number of luminaires per power supply.

Numero massimo di apparecchi per alimentatore (Vin220÷240). Dati indicativi da verificare con le specifiche condizioni di installazione.

Maximum number of luminaires per power supply. (220÷240 V). These data must be checked taking into account the specific installation conditions.

Acc. RF25754	1
Acc. RF25748	1
Acc. RF25752	3

Acc. F990B28A000	9
Acc. F990B27A000	17

Aimer 2: Accessori / Accessories

Picchetto per installazione a terra.

Ground spike.

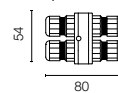
Spot / Pole
FA136



Sistema di giunzione IP68 H2O Stop anti-condensa a 3/4 vie 4 poli. (Ø5,5÷12mm cavo).

3/4 way terminal block 4 poles IP68 H2O Stop. (ø5,5÷12mm cable).

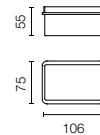
Pole
F990C010000



Scatola di derivazione da incasso 3 moduli (modello 503)

Recessed 3-module junction box (model 503)

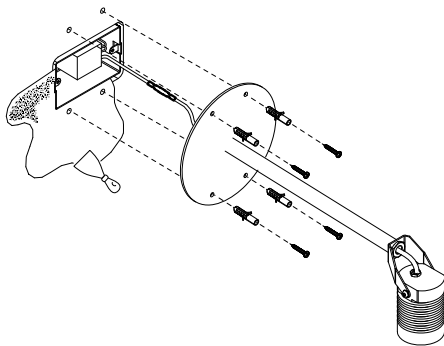
Wall
F990H010000




Aimer 2 Wall Bracket with box cod. F990H010000

Opzionale: alimentatore art. F990H010000 in scatola da incasso.

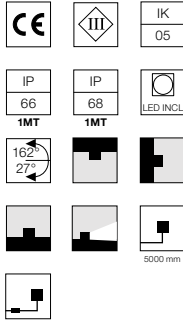
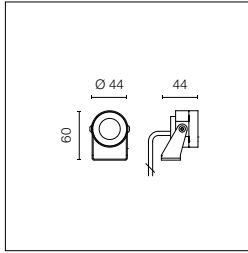
Optional: power supply code F990H010000 in recessed box.



Aimer 2: Driver/ Drivers

Alimentatore doppia funzione Vout 24Vdc: 8W/100÷240V Iout 350ma: 6x1W/100÷240V IP20 Classe II Selv Eq.	Power supply dual function Vout 24Vdc: 8W/100÷240V Iout 350ma: 6x1W/100÷240V IP20 Class II Selv Eq.	*RF25754		
Alimentatore 24V 8W / 110-240V IP65 Classe II selv.	Power supply 24V 8W / 110-240V IP65 Class II selv.	*RF25748		
Alimentatore 8W/110÷240V - 24Vdc IP67 Classe II Selv Eq.	Power supply 8W/110÷240V - 24Vdc IP67 Class II selv. Eq.	Pole *FA235		
Alimentatore 24V 10W / 110-240V IP20 Classe II selv.	Power supply 24V 10W / 110-240V IP20 Class II selv.	Spot / Pole *RF25747		
Alimentatore 24V 10W / 110-240V IP67 Classe II selv.	Power supply 24V 10W / 110-240V IP67 Class II selv.	Spot / Pole *RF25757		
Alimentatore per installazione remota 24Vdc 20W / 220-240V IP67 Classe II selv.	Power supply for remote installation 24Vdc 20W / 220-240V IP67 Class II selv.	Pole / Wall *RF25752		
Alimentatore 24Vdc 35W / 120-270V IP67 Classe II selv.	Power supply 24Vdc 35W / 120-270V IP67 Class II selv.	F990B23AZ00		
Alimentatore per installazione remota 24Vdc 50W / 120-240V IP67 Classe II selv.	Power supply for remote installation 24Vdc 50W / 120-240V IP67 Class II selv.	*F990B28A000		
Alimentatore per installazione remota 24Vdc 70W / 220-240V IP67 Classe II selv.	Power supply for remote installation 24Vdc 70W / 220-240V IP67 Class II selv.	*F990B27A000		

Aimer 1 Aqua



Sorgente a LED inclusa. Corpo e staffa in acciaio inox 316L adatti per l'immersione. Alimentazione elettrica remota 350mA ON/OFF e dimmerabile 1-10V o DALI da ordinare separatamente. Connessione in serie. Dotato di spezzone di cavo uscente in neoprene di 5000 mm e kit con connettori crimp e guaina termorestringente adesiva per connessione a tenuta stagna. Staffa di fissaggio inclusa. Vetro trasparente extrachiaro. Picchetto per installazione a terra da ordinare separatamente. 2700K e 3000K a richiesta.

LED source. 316L stainless steel body and bracket, suitable for submersion. Remote power supply 350 mA ON/OFF and dimmable 1-10V or DALI. Must be ordered separately. Serial connection. Equipped with a 5000 mm protruding section of neoprene cable and a kit with crimpable connectors and adhesive heat-shrinkable sleeves that guarantee the tightness of the connection. Extraclear transparent glass. The metal nail for ground installation needs to be ordered separately. 2700K and 3000K models available upon request.

2200K disponibile su richiesta.

2200K available on request.

Optic Medium 30°

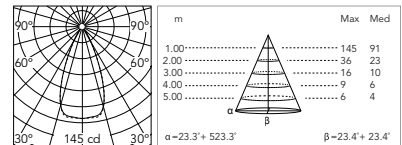
Power Led: 1,1W - LED 120 lm ≠ OUTPUT 99 lm - 3000K/CRI 80 - 350 mA / 1,1W - 124 lm ≠ OUTPUT 103 lm - 4000K/CRI 80 - 350 mA

3000K

FA10517114557.A

4000K

FA10517114357.A



@ 4000K

* Numero massimo di apparecchi per alimentatore / Maximum number of luminaires per power supply.

Numero massimo di apparecchi per alimentatore (Vin220÷240). Dati indicativi da verificare con le specifiche condizioni di installazione.

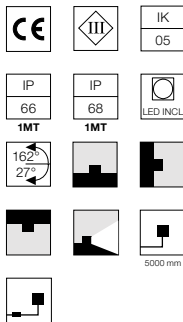
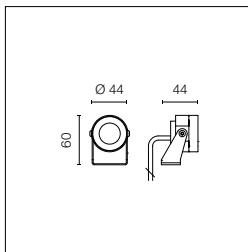
Maximum number of luminaires per power supply. (220÷240 V). These data must be checked taking into account the specific installation conditions.

Acc. RF25748 6
Acc. FA184 **16
Acc. FA238.A **9

**La tensione ai capi del sistema è in funzione del numero di apparecchi collegati in serie, attenersi alle norme CEI 64-8.

**The voltage at the end of the system depends on the number of fixtures connected in series, please comply with CEI 64-8 standards.

Aimer 1 Aqua RGB



Sorgente RGB a LED inclusa. Corpo e staffa in acciaio inox 316L adatti per l'immersione. Alimentazione elettrica remota con interfaccia DMX 3CHx350mA da ordinare separatamente. Connessione in serie. Dotato di spezzone di cavo uscente in neoprene di 5000 mm e kit con connettori crimp e guaina termorestringente adesiva per connessione a tenuta stagna. Staffa di fissaggio inclusa. Vetro sabbato serigrafato. Picchetto per installazione a terra da ordinare separatamente.

RGB LED source included. 316L stainless steel body and bracket, suitable for submersion. Remote electrical power supply with DMX 3CHx350mA interface to be ordered separately. Serial connection. Equipped with a 5000 mm protruding section of neoprene cable and a kit with crimpable connectors and adhesive heat-shrinkable sleeves that guarantee the tightness of the connection. Sandblasted screen-printed glass. Fixing bracket included. The metal nail for ground installation needs to be ordered separately.

Schema elettrico e installazione sistema RGB.

Massimo 10 apparecchi Aimer 1 Aqua RGB per ogni codice F990B22A000.

Vedere Schema Elettrico n.5 Page 876.

Wiring diagram and installation scheme RGB.

Max 10 luminaires Aimer 1 Aqua RGB for each code F990B22A000.

See Wiring Diagram n.5 Page 876.

RGB Power Led: 3,4W - 3CH x 350mA

RGB

FA10517314357.A

Photometric data on request.

* Numero massimo di apparecchi per alimentatore / Maximum number of luminaires per power supply.

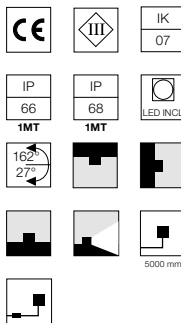
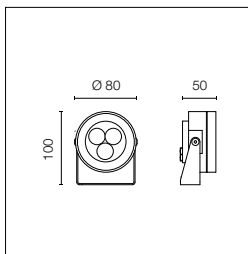
Numero massimo di apparecchi per alimentatore (Vin220÷240). Dati indicativi da verificare con le specifiche condizioni di installazione.

Maximum number of luminaires per power supply. (220÷240 V). These data must be checked taking into account the specific installation conditions.

Acc. F990B22A000 **10

**La tensione ai capi del sistema è in funzione del numero di apparecchi collegati in serie, attenersi alle norme CEI 64-8.

**The voltage at the end of the system depends on the number of fixtures connected in series, please comply with CEI 64-8 standards.



Sorgente a LED inclusa. Corpo e staffa in acciaio inox 316L adatti per l'immersione. Alimentazione elettrica remota 24V dc ON/OFF da ordinare separatamente. Connessione in parallelo. Dotato di spezzone di cavo uscente in neoprene di 5000 mm e kit con connettori crimp e guaina termorestringente adesiva per connessione a tenuta stagna. Staffa di fissaggio inclusa. Vetro trasparente extrachiaro. Picchetto per installazione a terra da ordinare separatamente. 2700K e 3000K a richiesta.

LED source included. 316L stainless steel body and bracket, suitable for submersion. Remote electrical power supply 24V dc ON/OFF to be ordered separately. Parallel connection. Equipped with a 5000 mm protruding section of neoprene cable and a kit with crimpable connectors and adhesive heat-shrinkable sleeves that guarantee the tightness of the connection. Fixing bracket included. Extraclear transparent glass. The metal nail for ground installation needs to be ordered separately. 2700K and 3000K models available upon request.

2200K disponibile su richiesta.

2200K available on request.

Optic Medium 50°

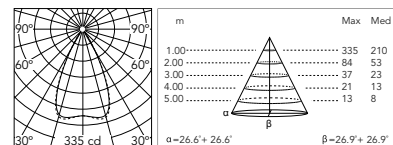
Power Led: 3,3W - 359 lm ≠ OUTPUT 267 lm - 3000K/CRI 80 - 24Vdc / 3,3W - 373 lm ≠ OUTPUT 278 lm - 4000K/CRI 80 - 24Vdc

3000K

FA10517214657

4000K

FA10517214457



@ 4000K

* Numero massimo di apparecchi per alimentatore / Maximum number of luminaires per power supply.

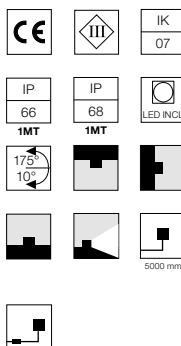
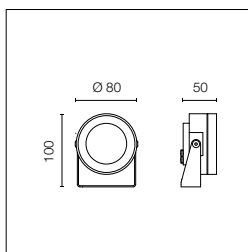
Numero massimo di apparecchi per alimentatore (Vin220÷240). Dati indicativi da verificare con le specifiche condizioni di installazione.

Maximum number of luminaires per power supply. (220÷240 V). These data must be checked taking into account the specific installation conditions.

Acc. RF25748 1
Acc. RF25757 2
Acc. RF25752 3

Acc. F990B28A000 7
Acc. F990B27A000 14

Aimer 3 Aqua RGB



Sorgente RGB a LED inclusa. Corpo e staffa in acciaio inox 316L adatti per l'immersione. Alimentazione elettrica remota con interfaccia DMX 3CHx350mA da ordinare separatamente. Connessione in serie. Dotato di spezzone di cavo uscente in neoprene di 5000 mm e kit con connettori crimp e guaina termorestringente adesiva per connessione a tenuta stagna. Staffa di fissaggio inclusa. Vetro trasparente serigrafato. Picchetto per installazione a terra da ordinare separatamente.

RGB LED source included. 316L stainless steel body and bracket, suitable for submersion. Remote electrical power supply with DMX 3CHx350mA interface to be ordered separately. Serial connection. Equipped with a 5000 mm protruding section of neoprene cable and a kit with crimpable connectors and adhesive heat-shrinkable sleeves that guarantee the tightness of the connection. Transparent screen-printed glass. Fixing bracket included. The metal nail for ground installation needs to be ordered separately.

Schema elettrico e installazione sistema RGB.

Massimo 10 apparecchi Aimer 3 Aqua RGB per ogni codice F990B22A000.

Vedere Schema Elettrico n.5 Page 876.

Wiring diagram and installation scheme RGB.

Max 10 luminaires Aimer 3 Aqua RGB for each code F990B22A000.

See Wiring Diagram n.5 Page 876.

Optic Medium 35°

RGB Power Led: 3,4W - 3CH x 350mA

RGB

FA10517414457

Photometric data on request.

* Numero massimo di apparecchi per alimentatore / Maximum number of luminaires per power supply.

Numero massimo di apparecchi per alimentatore (Vin220÷240). Dati indicativi da verificare con le specifiche condizioni di installazione.

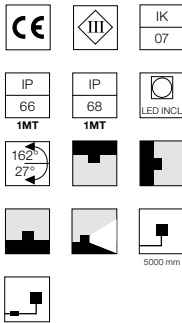
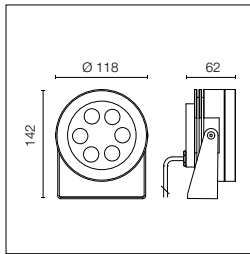
Maximum number of luminaires per power supply. (220÷240 V). These data must be checked taking into account the specific installation conditions.

Acc. F990B22A000 **10

**La tensione ai capi del sistema è in funzione del numero di apparecchi collegati in serie, attenersi alle norme CEI 64-8.

**The voltage at the end of the system depends on the number of fixtures connected in series, please comply with CEI 64-8 standards.

Aimer 4 Aqua



Sorgente a LED inclusa. Corpo e staffa in acciaio inox 316L adatti per l'immersione. Alimentazione elettrica remota 24V dc ON/OFF da ordinare separatamente. Connessione in parallelo. Dotato di spezzone di cavo uscente in neoprene di 5000 mm e kit con connettori crimp e guaina termorestringente adesiva per connessione a tenuta stagna. Staffa di fissaggio inclusa. Vetro trasparente extrachiaro. Picchetto per installazione a terra da ordinare separatamente. 2700K e 3000K a richiesta.

LED source included. 316L stainless steel body and bracket, suitable for submersion. Remote electrical power supply 24V dc ON/OFF to be ordered separately. Parallel connection. Equipped with a 5000 mm protruding section of neoprene cable and a kit with crimpable connectors and adhesive heat-shrinkable sleeves that guarantee the tightness of the connection. Fixing bracket included. Extraclear transparent glass. The metal nail for ground installation needs to be ordered separately. 2700K and 3000K models available upon request.

2200K disponibile su richiesta.

2200K available on request.

Optic Medium 26°

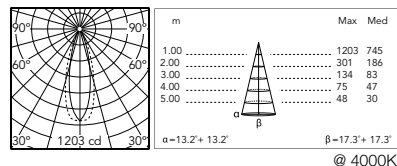
Power Led: 8W - 646 lm ≠ OUTPUT 409 lm - 3000K/CRI 80 - 24Vdc / 8W - 687 lm ≠ OUTPUT 435 lm - 4000K/CRI 80 - 24Vdc

3000K

FA10526614757

4000K

FA10526614557



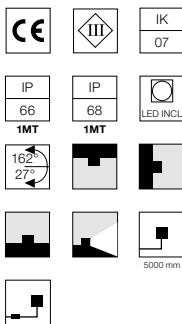
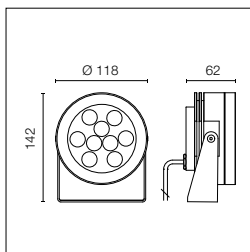
* Numero massimo di apparecchi per alimentatore / Maximum number of luminaires per power supply.

Numero massimo di apparecchi per alimentatore (Vin220÷240). Dati indicativi da verificare con le specifiche condizioni di installazione.

Maximum number of luminaires per power supply. (220÷240 V). These data must be checked taking into account the specific installation conditions.

Acc. F990B28A000 3
Acc. F990B27A000 6

Aimer 5 Aqua



Sorgente a LED inclusa. Corpo e staffa in acciaio inox 316L adatti per l'immersione. Alimentazione elettrica remota 24V dc ON/OFF da ordinare separatamente. Connessione in parallelo. Dotato di spezzone di cavo uscente in neoprene di 5000 mm e kit con connettori crimp e guaina termorestringente adesiva per connessione a tenuta stagna. Staffa di fissaggio inclusa. Vetro trasparente extrachiaro. Picchetto per installazione a terra da ordinare separatamente. 2700K e 3000K a richiesta.

LED source included. 316L stainless steel body and bracket, suitable for submersion. Remote electrical power supply 24V dc ON/OFF to be ordered separately. Parallel connection. Equipped with a 5000 mm protruding section of neoprene cable and a kit with crimpable connectors and adhesive heat-shrinkable sleeves that guarantee the tightness of the connection. Fixing bracket included. Extraclear transparent glass. The metal nail for ground installation needs to be ordered separately. 2700K and 3000K models available upon request.

2200K disponibile su richiesta.

2200K available on request.

Optic Medium 28°

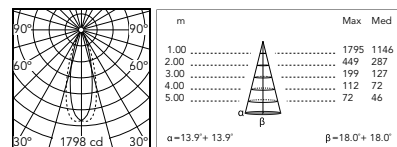
Power Led: 11W - 969 lm ≠ OUTPUT 680 lm - 3000K/CRI 80 - 24Vdc / 11W - 1031 lm ≠ OUTPUT 723 lm - 4000K/CRI 80 - 24Vdc

3000K

FA10521114757

4000K

FA10521114557

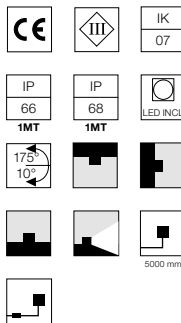
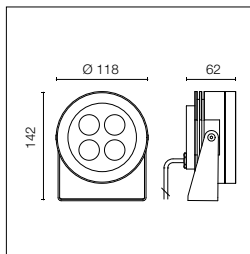


* Numero massimo di apparecchi per alimentatore / Maximum number of luminaires per power supply.

Numero massimo di apparecchi per alimentatore (Vin220÷240). Dati indicativi da verificare con le specifiche condizioni di installazione.

Maximum number of luminaires per power supply. (220÷240 V). These data must be checked taking into account the specific installation conditions.

Acc. F990B28A000 3
Acc. F990B27A000 7
Acc. FA184 1



Sorgente RGB a LED inclusa. Corpo e staffa in acciaio inox 316L adatti per l'immersione. Alimentazione elettrica remota con interfaccia DMX 3CHx350mA da ordinare separatamente. Connessione in serie. Dotato di spezzone di cavo uscente in neoprene di 5000 mm e kit con connettori crimp e guaina termorestringente adesiva per connessione a tenuta stagna. Staffa di fissaggio inclusa. Vetro trasparente serigrafato. Picchetto per installazione a terra da ordinare separatamente.

RGB LED source included. 316L stainless steel body and bracket, suitable for submersion. Remote electrical power supply with DMX 3CHx350mA interface to be ordered separately. Serial connection. Equipped with a 5000 mm protruding section of neoprene cable and a kit with crimpable connectors and adhesive heat-shrinkable sleeves that guarantee the tightness of the connection. Transparent screen-printed glass. Fixing bracket included. The metal nail for ground installation needs to be ordered separately.

Schema elettrico e installazione sistema RGB.

Massimo 2 apparecchi Aimer 5 Aqua RGB per ogni codice F990B22A000.

Vedere Schema Elettrico n.5 Page 876.

Wiring diagram and installation scheme RGB.

Max 2 luminaires Aimer 5 Aqua RGB for each code F990B22A000.

See Wiring Diagram n.5 Page 876.

Optic Medium 50°

RGB Power Led: 13,6W - 3CH x 350mA

RGB

FA10525614557

Photometric data on request.

* Numero massimo di apparecchi per alimentatore / Maximum number of luminaires per power supply.

Numero massimo di apparecchi per alimentatore (Vin220÷240). Dati indicativi da verificare con le specifiche condizioni di installazione.




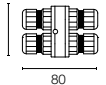


Maximum number of luminaires per power supply, (220÷240 V). These data must be checked taking into account the specific installation conditions.

Acc. *F990B22A000 **2



**La tensione ai capi del sistema è in funzione del numero di apparecchi collegati in serie, attenersi alle norme CEI 64-8.

**The voltage at the end of the system depends on the number of fixtures connected in series, please comply with CEI 64-8 standards.

Aimer Aqua: Accessori / Accessories

Picchetto per installazione a terra.	Ground spike.	Aqua Aimer 1 / 3 / 4 / 5 FA136		
Sistema di giunzione IP68 H2O Stop anti-condensa a 3/4 vie 4 poli. (Ø5,5÷12mm cavo).	3/4 way terminal block 4 poles IP68 H2O Stop. (ø5,5÷12mm cable).	Aqua Aimer 3 / 4 / 5 F990C010000		
Sistema di giunzione IP68 H2O Stop anti-condensa a 2 vie 4 poli. (Ø5,5÷12mm cavo).	2 way terminal block 4 poles IP68 H2O Stop. (ø5,5÷12mm cable).	Aqua Aimer 3 / 4 / 5 F990C00A000		

Aimer Aqua: Driver / Drivers

Alimentatore 24V 8W / 110-240V IP65 Classe II selv.	Power supply 24V 8W / 110-240V IP65 Class II selv.	Aqua Aimer 1 / 3 *RF25748		
Alimentatore 16 x 1W/ 110÷240V - Iout 350mA (12x1W@110V) IP67 Class II Selv.	Power supply 16 x 1W/ 110÷240V - Iout 350mA (12x1W@110V) IP67 Class II Selv.	Aqua Aimer 1 / 3 *FA184  Dimmable Push-Dim Or 1-10V See Wiring Diagram n.3. Page 874		
Alimentatore 18W/ 110÷240V - Iout 350mA (15W@110V) IP67 Class II Selv. C	Power supply 18W/ 110÷240V - Iout 350mA (15W@110V) IP67 Class II Selv. C.	Aqua Aimer 1 / 3 *FA238.A  Dimmable DALI See Wiring Diagram n.3. Page 874		
Alimentatore 24V 10W / 110-240V IP67 Classe II selv.	Power supply 24V 10W / 110-240V IP67 Class II selv.	Aqua Aimer 3 / 4 / 5 *RF25757		
Alimentatore per installazione remota 24Vdc 20W / 220-240V IP67 Classe II selv.	Power supply for remote installation 24Vdc 20W / 220-240V IP67 Class II selv.	Aqua Aimer 3 / 4 / 5 *RF25752		
Alimentatore 24Vdc 35W / 120-270V IP67 Classe II selv.	Power supply 24Vdc 35W / 120-270V IP67 Class II selv.	F990B23AZ00		
Alimentatore per installazione remota 24Vdc 50W / 120-240V IP67 Classe II selv.	Power supply for remote installation 24Vdc 50W / 120-240V IP67 Class II selv.	Aqua Aimer 3 / 4 / 5 *F990B28A000		
Alimentatore per installazione remota 24Vdc 70W / 220-240V IP67 Classe II selv.	Power supply for remote installation 24Vdc 70W / 220-240V IP67 Class II selv.	Aqua Aimer 3 / 4 / 5 *F990B27A000		

Aimer Aqua RGB: Accessori / Accessories

Picchetto per installazione a terra.

Ground spike.

Aqua Aimer 1 / 3 / 4 / 5 RGB
FA136



Controller DMX a parete per scatole ad incasso (60mm interasse fori).

DMX controller; dimmer switch for recessed box (60mm hole centres).

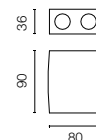
F990B10A000



Controller DMX stand-alone/interfaccia PC.

DMX controller; stand-alone/PC interface.

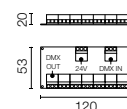
F990B11A000



DMX splitter 512 - dispositivo elettronico per rigenerare segnale DMX monodirezionale 1 Input e 7 output, 12-24 Vdc.

DMX splitter 512 - electronic device to regenerate the monodirectional DMX signal 1 Input and 7 output, 12-24Vdc.

F990B13A000



Cavo DMX schermato con impedenza costante 110 Ohm.

DMX cable - shielded twisted pair with 110 Ohm constant impedance.

F990B12A000

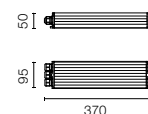


Aimer Aqua RGB: Driver / Drivers

Alimentatore con interfaccia DMX per apparecchi RGB 36W/220÷240V-3CH x 350mA (3CH x 10 x 1W) predisposizione DMX IP67 Classe I Selv Eq.

Power supply with DMX interface for RGB fixtures 36W/220÷240V-3CH x 350mA (3CH x 10 x 1W) DMX control allowed IP67 Class I Selv Eq.

*F990B22A000



Franco





Franco



Famiglia / Family

Franco 1



CoB Led

up to 24W
up to 1920 lm - 2700K/CRI 80
up to 2065 lm - 3000K/CRI 80
up to 2166 lm - 4000K/CRI 80

Power Led

up to 20W
up to 1506 lm - 2700K/CRI 80
up to 1619 lm - 3000K/CRI 80
up to 1698 lm - 4000K/CRI 80

2200K available on request.

Franco 2



CoB Led

up to 43W
up to 3143 lm - 2700K/CRI 80
up to 3380 lm - 3000K/CRI 80
up to 3465 lm - 4000K/CRI 80

Franco 3



CoB Led

up to 52W
up to 3757 lm - 2700K/CRI 80
up to 4040 lm - 3000K/CRI 80
up to 4142 lm - 4000K/CRI 80

Power Led

up to 43W
up to 3676 lm - 2700K/CRI 80
up to 3939 lm - 3000K/CRI 80
up to 4070 lm - 4000K/CRI 80

2200K available on request.

Colori / Colours



01 White



06 Grey



12 Forest Green



18 Deep Brown



30 Black

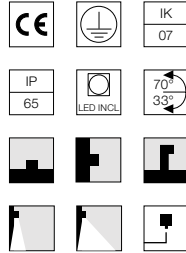
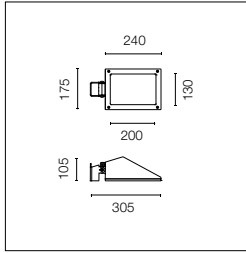


33 Anthracite

Descrizione / Description

Famiglia di apparecchi di illuminazione con sorgente luminosa a LED orientabili a proiezione, predisposti per installazione a parete e a palo come testapalo. Disponibile in tre tagli dimensionali e in varie ottiche per dimensione, comprese ottiche stradali per applicazioni in contesto urbano. Corpo in alluminio pressofuso lega EN AB 47100 (a basso contenuto di rame) e riflettore in alluminio superpuro. Diffusore in vetro extrachiaro con bordo serigrafato fissato alla cornice attraverso un sistema di incollaggio robotizzato. Disponibile in differenti finiture con rivestimento a doppio strato di polveri e sottoposte a trattamento di conversione chimica superficiale per una elevata resistenza alla corrosione. Staffa di fissaggio in acciaio inox AISI 316L graduata per garantire una regolazione precisa della unità emittente e una orientabilità di 120° circa sull'asse verticale. L'apparecchio è dotato di un pressacavo in metallo. Per garantire la tenuta del pressacavo è consigliabile utilizzare cavi elettrici flessibili idonei all'impiego in ambienti esterni. Completano la gamma una serie completa di pali cilindrici di diverso diametro ed altezza da interrare o con base di fissaggio e tirafondi; nella versione Franco 1 braccio a parete dedicato per l'illuminazione in oggetto di insegne.

Family of tiltable projection luminaires with LED source for wall and post mounting. Available in three dimensions and with different light beams for every dimension, including optics for urban uses. Die cast aluminum body EN AB-47100 (with low copper content) and super pure aluminum reflector. Extraclear glass diffuser with silkscreen edge, attached to the frame with a robotic gluing system. Available in different finishes, with double-layered powder coating and chemical conversion surface treatment to ensure high corrosion resistance. AISI 316L stainless steel fixing bracket, graduated to guarantee precision in the adjustment of the emission unit and a tilting of approx. 120° on the vertical axis. Completed with a metal cable guide. To ensure the tightness of the cable guide it's recommended to use flexible electric cables suitable for exterior use. Completed with a series of cylinder posts in different diameters and heights that can be ground recessed or fixed with an anchor plate and lag screws. The MiniFranco version is equipped with a protruding arm for wall mounting and sign lighting.



Sorgente a LED inclusa.
 Alimentazione elettrica 220-240V ON/OFF integrata. Staffa di fissaggio inclusa. Dotato di pressacavo in metallo M16x1,5 (per cavi 4,5mm< \varnothing <10mm) e connettore IP68. Per garantire la tenuta del pressacavo è consigliabile utilizzare cavi elettrici flessibili idonei all'impiego in ambienti esterni.
 Accessori opzionali: paletti; pali e relativi bracci per installazione come testapalo; braccio in aggetto a parete.

LED source included. Integrated electrical power supply 220-240V ON/OFF. Fixing bracket included. Equipped with a M16x1.5 cable guide (for 4.5mm< \varnothing <10mm cables) and IP68 connector. To ensure the tightness of the cable guide it's recommended to use flexible electric cables suitable for exterior use.
 Optional accessories: posts; mounts and arms to install as a mast; protruding arm for wall mounting.

Symmetric Optic

CoB Led: 24W - 2856 lm \neq OUTPUT 1920 lm - 2700K/CRI 80 - 220-240V / 24W - 3071 lm \neq OUTPUT 2065 lm - 3000K/CRI 80 - 220-240V / 24W - 3221 lm \neq OUTPUT 2166 lm - 4000K/CRI 80 - 220-240V

2700K

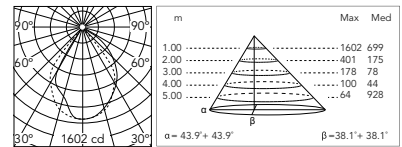
- FA162812301.A
- FA162812306.A
- FA162812312.A
- FA162812318.A
- FA162812330.A
- FA162812333.A

3000K

- FA162811301.A
- FA162811306.A
- FA162811312.A
- FA162811318.A
- FA162811330.A
- FA162811333.A

4000K

- FA162801301.A
- FA162801306.A
- FA162801312.A
- FA162801318.A
- FA162801330.A
- FA162801333.A



@ 3000K

Asymmetric Optic

CoB Led: 24W - 2856 lm \neq OUTPUT 1506 lm - 2700K/CRI 80 - 220-240V / 24W - 3071 lm \neq OUTPUT 1619 lm - 3000K/CRI 80 - 220-240V / 24W - 3221 lm \neq OUTPUT 1698 lm - 4000K/CRI 80 - 220-240V

2700K

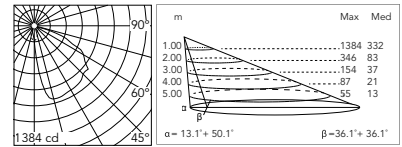
- FA162812401.A
- FA162812406.A
- FA162812412.A
- FA162812418.A
- FA162812430.A
- FA162812433.A

3000K

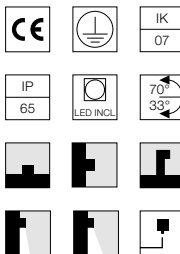
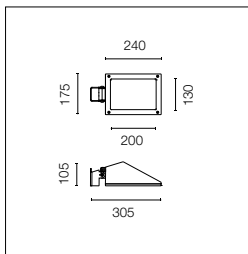

- FA162811401.A
- FA162811406.A
- FA162811412.A
- FA162811418.A
- FA162811430.A
- FA162811433.A

4000K

- FA162801401.A
- FA162801406.A
- FA162801412.A
- FA162801418.A
- FA162801430.A
- FA162801433.A



@ 3000K



Sorgente a LED inclusa. Alimentazione elettrica 220-240V ON/OFF integrata. Staffa di fissaggio inclusa. Dotato di pressacavo in metallo M16x1,5 (per cavi 4,5mmϕ<math><10\text{mm}</math>). Per garantire la tenuta del pressacavo è consigliabile utilizzare cavi elettrici flessibili idonei all'impiego in ambienti esterni. Accessori opzionali: paletti; pali e relativi bracci per installazione come testapalo; braccio in aggetto a parete.

LED source included. Integrated electrical power supply 220-240V ON- OFF. Fixing bracket included. Equipped with a M16x1.5 cable guide (for 4.5mmϕ<math><10\text{mm}</math> cables) and IP68 connector. To ensure the tightness of the cable guide it's recommended to use flexible electric cables suitable for exterior use. Optional accessories: posts; mounts and arms to install as a mast; protruding arm for wall mounting.

2200K disponibile su richiesta.

2200K available on request.

Optic Spot 10°

Power Led: 20W - 1776 lm \neq OUTPUT 1371 lm - 2700K/CRI 80 - 220÷240V / 20W - 1914 lm \neq OUTPUT 1486 lm - 3000K/CRI 80 - 220÷240V / 20W - 1987 lm \neq OUTPUT 1543 lm - 4000K/CRI 80 - 220÷240V

2700K

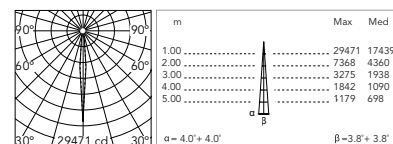
- FA161012201
- FA161012206
- FA161012212
- FA161012218
- FA161012230
- FA161012233

3000K

- FA161011201
- FA161011206
- FA161011212
- FA161011218
- FA161011230
- FA161011233

4000K

- FA162241201
- FA162241206
- FA162241212
- FA162241218
- FA162241230
- FA162241233



@ 3000K

Optic Medium 40°

Power Led: 20W - 1776 lm \neq OUTPUT 1281 lm - 2700K/CRI 80 - 220÷240V / 20W - 1914 lm \neq OUTPUT 1388 lm - 3000K/CRI 80 - 220÷240V / 20W - 1987 lm \neq OUTPUT 1442 lm - 4000K/CRI 80 - 220÷240V

2700K

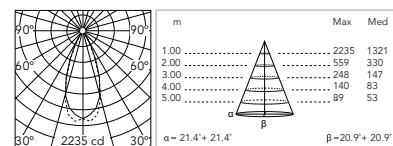
- FA161012301
- FA161012306
- FA161012312
- FA161012318
- FA161012330
- FA161012333

3000K

- FA161011301
- FA161011306
- FA161011312
- FA161011318
- FA161011330
- FA161011333

4000K

- FA162241301
- FA162241306
- FA162241312
- FA162241318
- FA162241330
- FA162241333



@ 3000K

Franco 1 / Ø 60mm - Poles

Con Base
Completo di aggancio testa palo fisso. Proiettore non orientabile

With Base
With fixed pole head hooking. Non-adjustable projector

Da Interrare (+300 mm Interrati)

In-Ground (+300 mm Root)



H 500mm

- FA100501
- FA100506
- FA100512
- FA100518
- FA100530
- FA100533

H 900mm

- FA100901
- FA100906
- FA100912
- FA100918
- FA100930
- FA100933

H 2000mm

- FA11701
- FA11706
- FA11712
- FA11718
- FA11730
- FA11733



H 500mm

- FA110501
- FA110506
- FA110512
- FA110518
- FA110530
- FA110533

H 900mm

- FA110901
- FA110906
- FA110912
- FA110918
- FA110930
- FA110933

Franco 1 / Ø 76mm - Poles

Con Base e Portella con Morsettiera.

With Base and Access Door.
With Terminal Block 4x1,5-16mmq.

Da Interrare (+500 mm Interrati) e Portella con Morsettiera

In-Ground (+500 mm Root) With Access Door
With Terminal Block 4x1,5-16mmq



H 3500mm

- FA24806
- FA24833

H 4500mm

- FA24906
- FA24933



H 3500mm

- FA25006
- FA25033

H 4500mm

- FA25106
- FA25133

Franco 1 / Ø 102mm - Poles

Con Base e Portella con Morsettiera.

With Base and Access Door .
With Terminal Block 4x1,5-16mmq.

Da Interrare (+500 mm Interrati) e Portella con Morsettiera

In-Ground (+500 mm Root) With Access Door
With Terminal Block 4x1,5-16mmq




H 4000mm

- FA414006
- FA414033

H 5000mm

- FA415006
- FA415033



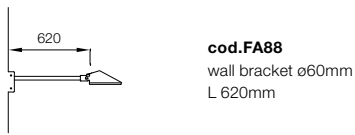
H 4000mm

- FA414506
- FA414533

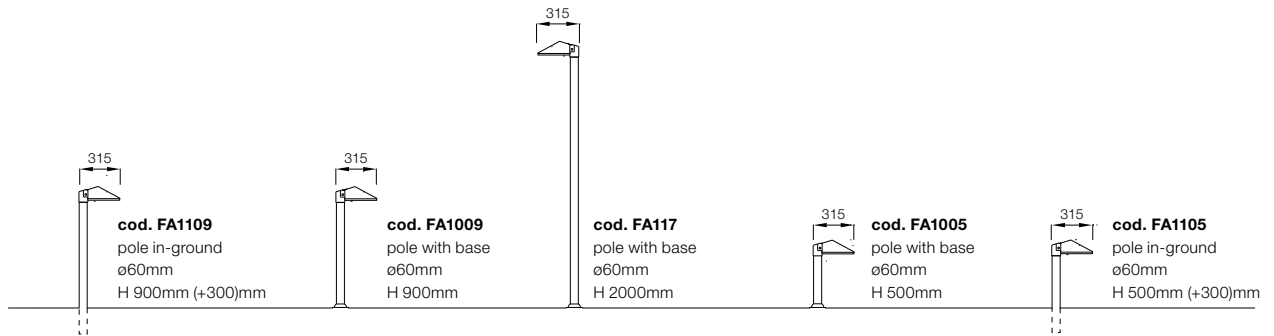
H 5000mm

- FA415506
- FA415533

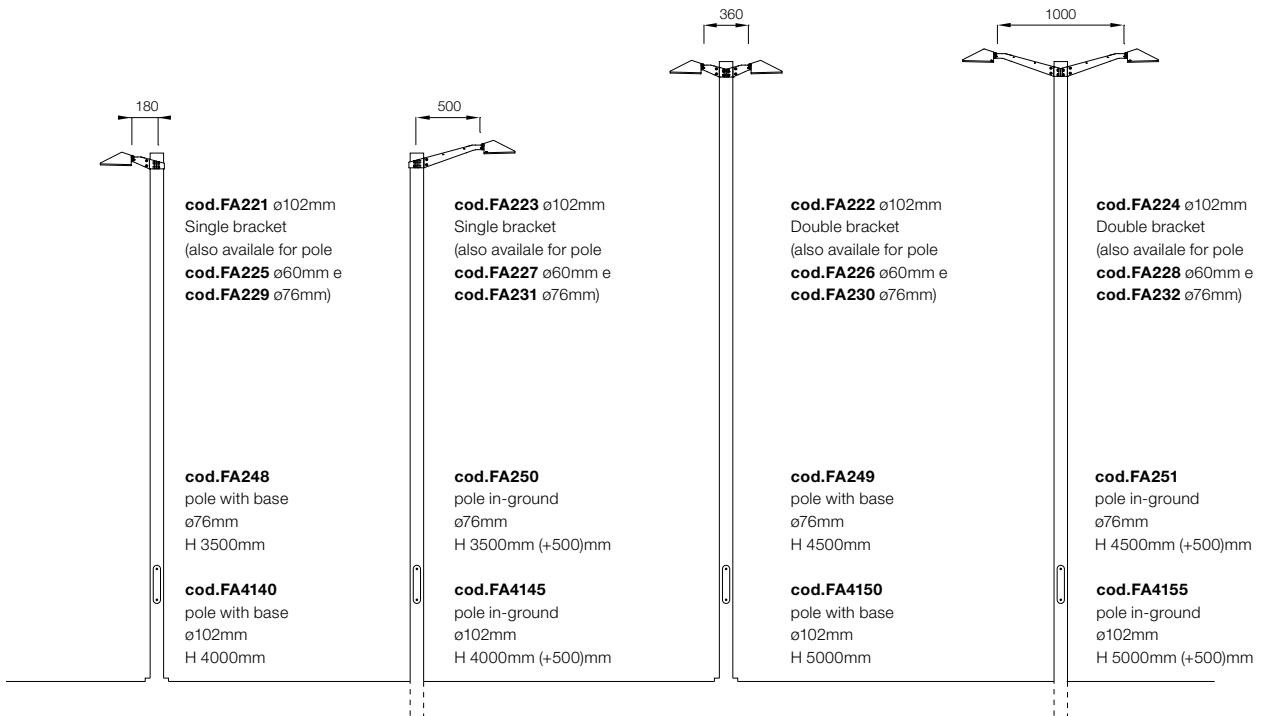
Proiettore a Parete Orientabile / Adjustable Projector on Wall




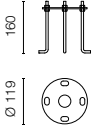

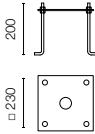

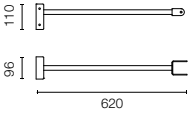

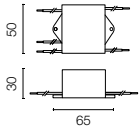
Proiettore a Palo Non Orientabile / Non-Adjustable Projector on Pole



Proiettore a Palo Orientabile / Adjustable Projector on Pole



Franco 1: Accessori / Accessories

Piastra tirafondi.	Base plate with bolt.	H: 500 / 900 / 2000mm FA243		
Piastra tirafondi.	Base plate with bolt.	H: 3500 / 4500mm with base FA116		
Braccio 620mm.	Wall bracket 620mm.	○ FA8801 ● FA8806 ● FA8812 ● FA8818 ● FA8830 ● FA8833		
Dispositivo di protezione per il sovraccarico. 275Vac. Corrente massima di scarica 10KA (8/29µs). Massima corrente operativa 5A. Adatto per la connessione in serie. IP66.	Surge protection device. 275Vac. Maximum discharge current 10KA (8/20µs). Maximum operating current 5A. Suitable for series connection. IP66.	F990E00A000		

Franco 1 Ø 60mm

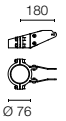
Braccio singolo 180mm. Per palo Ø 60mm.	Single bracket 180mm. For pole Ø 60mm.	● FA22506 ● FA22533		
Braccio doppio 180mm. Per palo Ø 60mm.	Double bracket 180mm. For pole Ø 60mm.	● FA22606 ● FA22633		
Braccio singolo 500mm. Per palo Ø 60mm.	Single bracket 500mm. For pole Ø 60mm.	● FA22706 ● FA22733		
Braccio doppio 500mm. Per palo Ø 60mm.	Double bracket 500mm. For pole Ø 60mm.	● FA22806 ● FA22833		

Franco 1 Ø 76mm

Braccio singolo 180mm.
Per palo Ø 76mm.

Single bracket 180mm.
For pole Ø 76mm.

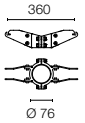
● FA22906
● FA22933



Braccio doppio 180mm
Per palo Ø 76mm.

Double bracket 180mm.
For pole Ø 76mm.

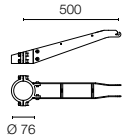
● FA23006
● FA23033



Braccio singolo 500mm.
Per palo Ø 76mm.

Single bracket 500mm.
For pole Ø 76mm.

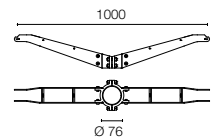
● FA23106
● FA23133



Braccio doppio 500mm
Per palo Ø 76mm.

Double bracket 500mm.
For pole Ø 76mm.

● FA23206
● FA23233

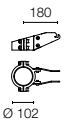


Franco 1 Ø 102mm

Braccio singolo 180mm.
Per palo Ø 102mm.

Single bracket 180mm.
For pole Ø 102mm.

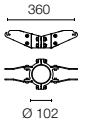
● FA22106
● FA22133



Braccio doppio 180mm
Per palo Ø 102mm.

Double bracket 180mm.
For pole Ø 102mm.

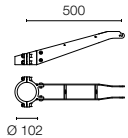
● FA22206
● FA22233



Braccio singolo 500mm.
Per palo Ø 102mm.

Single bracket 500mm.
For pole Ø 102mm.

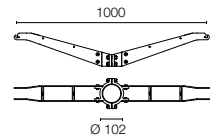
● FA22306
● FA22333

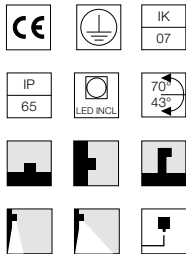
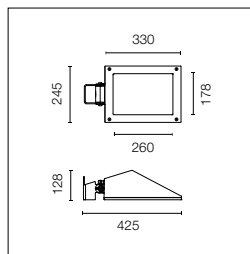


Braccio doppio 500mm
Per palo Ø 102mm.

Double bracket 500mm.
For pole Ø 102mm.

● FA22406
● FA22433





Sorgente a LED inclusa. Alimentazione elettrica 220-240V ON/OFF integrata. Staffa di fissaggio inclusa. Dotato di pressacavo in metallo M16x1,5 (per cavi 4,5mm \varnothing <math><10\text{mm}</math>). Per garantire la tenuta del pressacavo è consigliabile utilizzare cavi elettrici flessibili idonei all'impiego in ambienti esterni. Accessori opzionali: paletti; pali e relativi bracci per installazione come testapalo; braccio in oggetto a parete.

LED source included. Integrated electrical power supply 220-240V ON/OFF. Graduated fixing bracket included. Equipped with a M20x1.5 cable guide (for 7mm \varnothing <math><13\text{mm}</math> cables) and IP68 connector. To ensure the tightness of the cable guide it's recommended to use flexible electric cables suitable for exterior use. Optional accessories: posts and arms for mast mounting.

Symmetric Optic

CoB Led: 43W - 5043 lm \neq OUTPUT 3143 lm - 2700K/CRI 80 - 220 \pm 240V / 43W - 5423 lm \neq OUTPUT 3380 lm - 3000K/CRI 80 - 220 \pm 240V / 43W - 5560 lm \neq OUTPUT 3465 lm - 4000K/CRI 80 - 220 \pm 240V

2700K

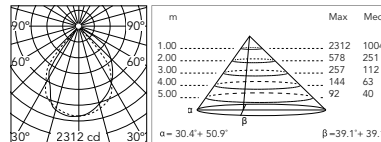
- FA962832301.A
- FA962832306.A
- FA962832312.A
- FA962832318.A
- FA962832330.A
- FA962832333.A

3000K

- FA962831301.A
- FA962831306.A
- FA962831312.A
- FA962831318.A
- FA962831330.A
- FA962831333.A

4000K

- FA962821301.A
- FA962821306.A
- FA962821312.A
- FA962821318.A
- FA962821330.A
- FA962821333.A



@ 3000K

Asymmetric Optic

CoB Led: 43W - 5043 lm \neq OUTPUT 2648 lm - 2700K/CRI 80 - 220 \pm 240V / 43W - 5423 lm \neq OUTPUT 2847 lm - 3000K/CRI 80 - 220 \pm 240V / 43W - 5560 lm \neq OUTPUT 2919 lm - 4000K/CRI 80 - 220 \pm 240V

2700K

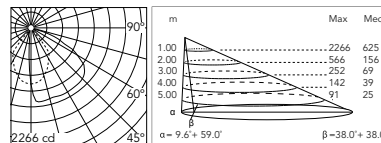
- FA962832401.A
- FA962832406.A
- FA962832412.A
- FA962832418.A
- FA962832430.A
- FA962832433.A

3000K

- FA962831401.A
- FA962831406.A
- FA962831412.A
- FA962831418.A
- FA962831430.A
- FA962831433.A

4000K

- FA962821401.A
- FA962821406.A
- FA962821412.A
- FA962821418.A
- FA962821430.A
- FA962821433.A



@ 3000K

Franco 2 / Ø 76mm - Poles

Con Base e Portella con Morsetteria.

With Base and Access Door .
With Terminal Block 4x1,5-16mmq.



H 3500mm

- FA24806
- FA24833

H 4500mm

- FA24906
- FA24933

Da Interrare (+500 mm Interrati) e Portella con Morsetteria

In-Ground (+500 mm Root) With Access Door
With Terminal Block 4x1,5-16mmq



H 3500mm

- FA25006
- FA25033

H 4500mm

- FA25106
- FA25133

Franco 2 / Ø 102mm - Poles

Con Base e Portella con Morsetteria.

With Base and Access Door .
With Terminal Block 4x1,5-16mmq.



H 4000mm


- FA414006
- FA414033

H 5000mm

- FA415006
- FA415033

Da Interrare (+500 mm Interrati) e Portella con Morsetteria

In-Ground (+500 mm Root) With Access Door
With Terminal Block 4x1,5-16mmq



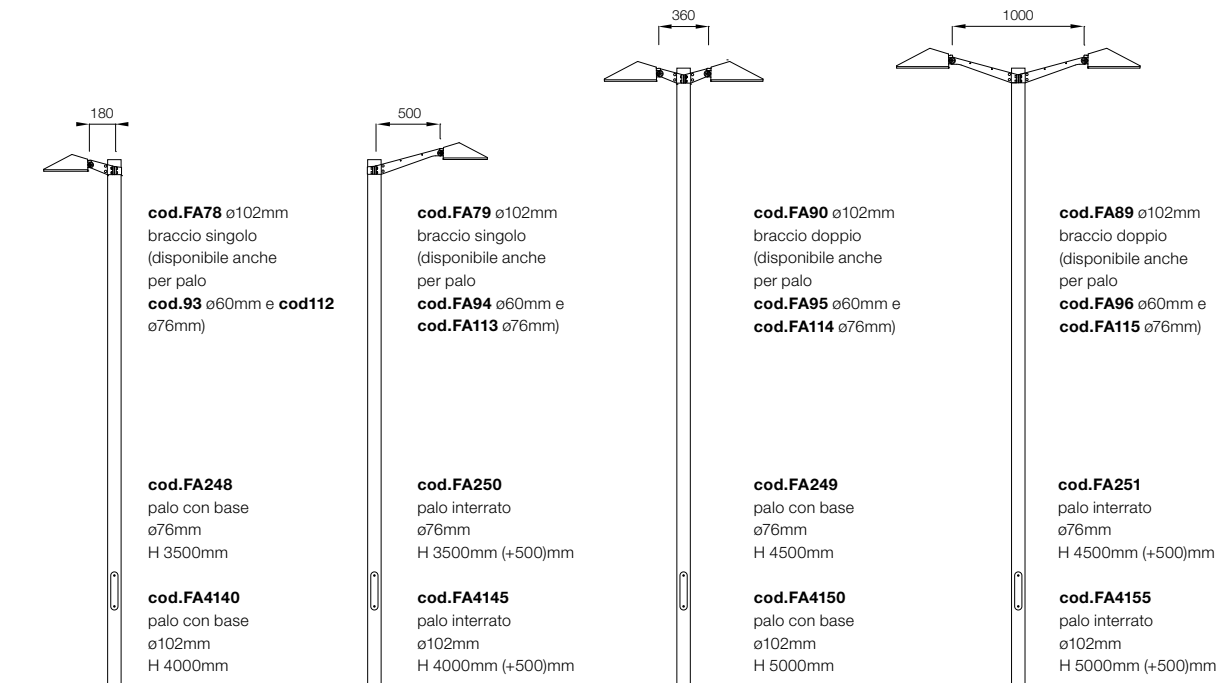
H 4000mm

- FA414506
- FA414533


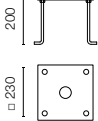

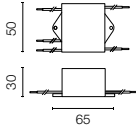
H 5000mm

- FA415506
- FA415533

Installation scheme: Franco 2



Franco 2: Accessori / Accessories

Piastra tirafondi.	Base plate with bolt.	FA116		
Dispositivo di protezione per il sovraccarico. 275Vac. Corrente massima di scarica 10KA (8/29µs). Massima corrente operativa 5A. Adatto per la connessione in serie. IP66.	Surge protection device. 275Vac. Maximum discharge current 10KA (8/20µs). Maximum operating current 5A. Suitable for series connection. IP66.	CoB LED F990E00A000		

Franco 2 Ø 60mm

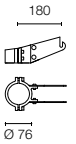
Braccio singolo 180mm. Per palo Ø 60mm.	Single bracket 180mm. For pole Ø 60mm.	● FA9306 ● FA9333		
Braccio doppio 180mm. Per palo Ø 60mm.	Double bracket 180mm. For pole Ø 60mm.	● FA9506 ● FA9533		
Braccio singolo 500mm. Per palo Ø 60mm.	Single bracket 500mm. For pole Ø 60mm.	● FA9406 ● FA9433		
Braccio doppio 500mm. Per palo Ø 60mm.	Double bracket 500mm. For pole Ø 60mm.	● FA9606 ● FA9633		

Franco 2 Ø 76mm

Braccio singolo 180mm.
Per palo Ø 76mm.

Single bracket 180mm.
For pole Ø 76mm.

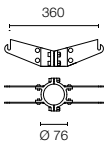
- FA11206
- FA11233



Braccio doppio 180mm
Per palo Ø 76mm.

Double bracket 180mm.
For pole Ø 76mm.

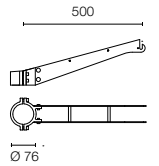
- FA11406
- FA11433



Braccio singolo 500mm.
Per palo Ø 76mm.

Single bracket 500mm.
For pole Ø 76mm.

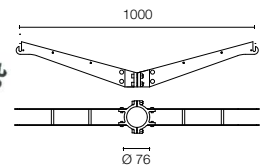
- FA11306
- FA11333



Braccio doppio 500mm
Per palo Ø 76mm.

Double bracket 500mm.
For pole Ø 76mm.

- FA11506
- FA11533

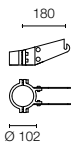


Franco 2 Ø 102mm

Braccio singolo 180mm.
Per palo Ø 102mm.

Single bracket 180mm.
For pole Ø 102mm.

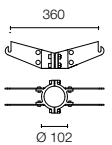
- FA7806
- FA7833



Braccio doppio 180mm
Per palo Ø 102mm.

Double bracket 180mm.
For pole Ø 102mm.

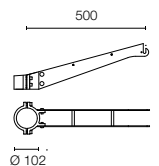
- FA9006
- FA9033



Braccio singolo 500mm.
Per palo Ø 102mm.

Single bracket 500mm.
For pole Ø 102mm.

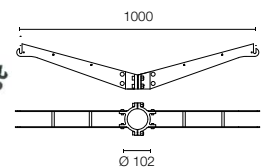
- FA7906
- FA7933

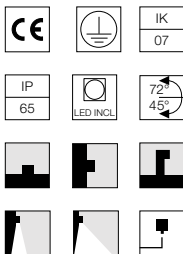
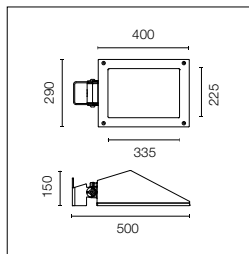


Braccio doppio 500mm
Per palo Ø 102mm.

Double bracket 500mm.
For pole Ø 102mm.

- FA8906
- FA8933





Sorgente a LED inclusa. Alimentazione elettrica 220-240V ON/OFF integrata. Staffa di fissaggio inclusa. Dotato di pressacavo in metallo M16x1,5 (per cavi 4,5mm$\lt; \lt; 10\text{mm}$). Per garantire la tenuta del pressacavo è consigliabile utilizzare cavi elettrici flessibili idonei all'impiego in ambienti esterni. Accessori opzionali: paletti; pali e relativi bracci per installazione come testapalo; braccio in oggetto a parete.

LED source included. Integrated electrical power supply 220-240V ON/OFF. Graduated fixing bracket included. Equipped with a M20x1.5 cable guide (for 7mm$\lt; \lt; 13\text{mm}$ cables) and IP68 connector. To ensure the tightness of the cable guide it's recommended to use flexible electric cables suitable for exterior use. Optional accessories: posts and arms for mast mounting.

Symmetric Optic

CoB Led: 52W - 5847 lm \neq OUTPUT 3757 lm - 2700K/CRI 80 - 220 \div 240V / 52W - 6287 lm \neq OUTPUT 4040 lm - 3000K/CRI 80 - 220 \div 240V / 52W - 6446 lm \neq OUTPUT 4142 lm - 4000K/CRI 80 - 220 \div 240V

2700K

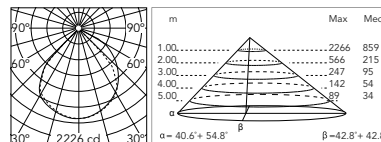
- FA972842301.A
- FA972842306.A
- FA972842312.A
- FA972842318.A
- FA972842330.A
- FA972842333.A

3000K

- FA972851301.A
- FA972851306.A
- FA972851312.A
- FA972851318.A
- FA972851330.A
- FA972851333.A

4000K

- FA972841301.A
- FA972841306.A
- FA972841312.A
- FA972841318.A
- FA972841330.A
- FA972841333.A



@ 3000K

Asymmetric Optic

CoB Led: 52W - 5847 lm \neq OUTPUT 3072 lm - 2700K/CRI 80 - 220 \div 240V / 52W - 6287 lm \neq OUTPUT 3303 lm - 3000K/CRI 80 - 220 \div 240V / 52W - 6446 lm \neq OUTPUT 3386 lm - 4000K/CRI 80 - 220 \div 240V

2700K

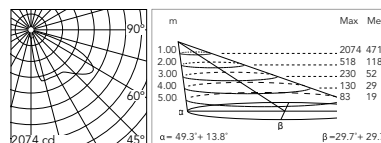
- FA942842401.A
- FA942842406.A
- FA942842412.A
- FA942842418.A
- FA942842430.A
- FA942842433.A

3000K

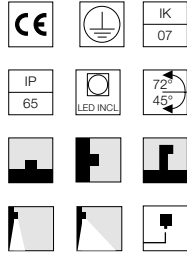
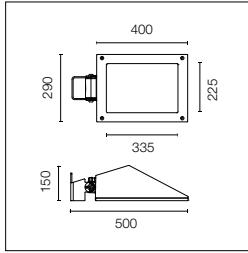
- FA942851401.A
- FA942851406.A
- FA942851412.A
- FA942851418.A
- FA942851430.A
- FA942851433.A

4000K

- FA972841401.A
- FA972841406.A
- FA972841412.A
- FA972841418.A
- FA972841430.A
- FA972841433.A



@ 3000K



Sorgente a LED inclusa. Alimentazione elettrica 220-240V ON/OFF integrata. Staffa di fissaggio inclusa. Dotato di pressacavo in metallo M16x1,5 (per cavi 4,5mmϕ<math><10\text{mm}</math>). Per garantire la tenuta del pressacavo è consigliabile utilizzare cavi elettrici flessibili idonei all'impiego in ambienti esterni. Accessori opzionali: paletti; pali e relativi bracci per installazione come testapalo; braccio in aggetto a parete.

LED source included. Integrated electrical power supply 220-240V ON/OFF. Graduated fixing bracket included. Equipped with a M20x1.5 cable guide (for 7mmϕ<math><13\text{mm}</math> cables) and IP68 connector. To ensure the tightness of the cable guide it's recommended to use flexible electric cables suitable for exterior use. Optional accessories: posts and arms for mast mounting.

Asymmetric Optic

Power Led: 43W - 5775 lm \neq OUTPUT 3676 lm - 2700K/CRI 80 - 220÷240V / 43W - 5589 lm \neq OUTPUT 3939 lm - 3000K/CRI 80 - 220÷240V / 43W - 5216 lm \neq OUTPUT 4070 lm - 4000K/CRI 80 - 220÷240V

2700K

Non Dimmable

- FA972472301
- FA972472306
- FA972472312
- FA972472318
- FA972472330
- FA972472333

1-10V

- FA972472301-310
- FA972472306-310
- FA972472312-310
- FA972472318-310
- FA972472330-310
- FA972472333-310

Dali

- FA972472301-300
- FA972472306-300
- FA972472312-300
- FA972472318-300
- FA972472330-300
- FA972472333-300

3000K

Non Dimmable

- FA972481301
- FA972481306
- FA972481312
- FA972481318
- FA972481330
- FA972481333

1-10V

- FA972481301-310
- FA972481306-310
- FA972481312-310
- FA972481318-310
- FA972481330-310
- FA972481333-310

Dali

- FA972481301-300
- FA972481306-300
- FA972481312-300
- FA972481318-300
- FA972481330-300
- FA972481333-300

4000K

Non Dimmable

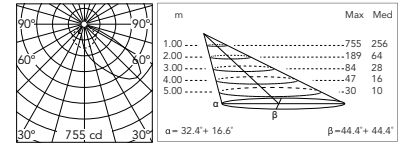
- FA972471301
- FA972471306
- FA972471312
- FA972471318
- FA972471330
- FA972471333

1-10V

- FA972471301-310
- FA972471306-310
- FA972471312-310
- FA972471318-310
- FA972471330-310
- FA972471333-310

Dali

- FA972471301-300
- FA972471306-300
- FA972471312-300
- FA972471318-300
- FA972471330-300
- FA972471333-300



@ 3000K

Street Light Optic

Power Led: 43W - 5775 lm \neq OUTPUT 3130 lm - 2700K/CRI 80 - 220÷240V / 43W - 5589 lm \neq OUTPUT 3354 lm - 3000K/CRI 80 - 220÷240V / 43W - 5216 lm \neq OUTPUT 3466 lm - 4000K/CRI 80 - 220÷240V

2700K

Non Dimmable

- FA972472401
- FA972472406
- FA972472412
- FA972472418
- FA972472430
- FA972472433

1-10V

- FA972472401-310
- FA972472406-310
- FA972472412-310
- FA972472418-310
- FA972472430-310
- FA972472433-310

Dali

- FA972472401-300
- FA972472406-300
- FA972472412-300
- FA972472418-300
- FA972472430-300
- FA972472433-300

3000K

Non Dimmable

- FA972481401
- FA972481406
- FA972481412
- FA972481418
- FA972481430
- FA972481433

1-10V

- FA972481401-310
- FA972481406-310
- FA972481412-310
- FA972481418-310
- FA972481430-310
- FA972481433-310

Dali

- FA972481401-300
- FA972481406-300
- FA972481412-300
- FA972481418-300
- FA972481430-300
- FA972481433-300

4000K

Non Dimmable

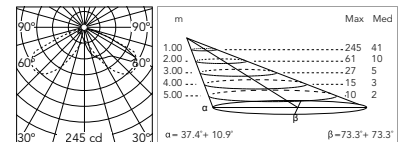
- FA972471401
- FA972471406
- FA972471412
- FA972471418
- FA972471430
- FA972471433

1-10V

- FA972471401-310
- FA972471406-310
- FA972471412-310
- FA972471418-310
- FA972471430-310
- FA972471433-310

Dali

- FA972471401-300
- FA972471406-300
- FA972471412-300
- FA972471418-300
- FA972471430-300
- FA972471433-300



@ 3000K

Franco 3 / Ø 76mm - Poles

Con Base e Portella con Morsettiera.


With Base and Access Door .
With Terminal Block 4x1,5-16mmq.



- H 3500mm**
 - FA24806
 - FA24833
- H 4500mm**
 - FA24906
 - FA24933

Da Interrare (+500 mm Interrati) e Portella con Morsettiera

In-Ground (+500 mm Root) With Access Door
With Terminal Block 4x1,5-16mmq



- H 3500mm**
 - FA25006
 - FA25033
- H 4500mm**
 - FA25106
 - FA25133

Franco 3 / Ø 102mm - Poles

Con Base e Portella con Morsettiera.


With Base and Access Door .
With Terminal Block 4x1,5-16mmq.



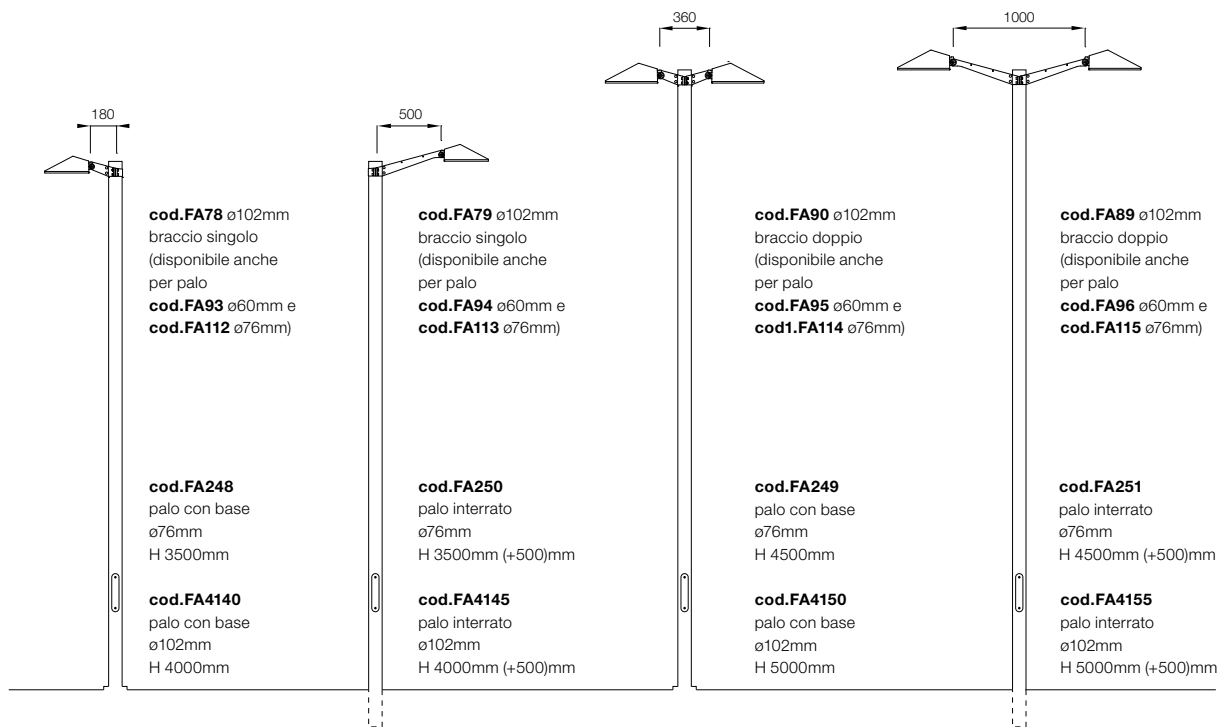
- H 4000mm**
 - FA414006
 - FA414033
- H 5000mm**
 - FA415006
 - FA415033

Da Interrare (+500 mm Interrati) e Portella con Morsettiera

In-Ground (+500 mm Root) With Access Door
With Terminal Block 4x1,5-16mmq



- H 4000mm**
 - FA414506
 - FA414533
- H 5000mm**
 - FA415506
 - FA415533



Franco 3: Accessori / Accessories

Piastra tirafondi.	Base plate with bolt.	FA116		
Dispositivo di protezione per il sovraccarico. 275Vac. Corrente massima di scarica 10KA (8/29µs). Massima corrente operativa 5A. Adatto per la connessione in serie. IP66.	Surge protection device. 275Vac. Maximum discharge current 10KA (8/20µs). Maximum operating current 5A. Suitable for series connection. IP66.	CoB LED / Power LED F990E00A000		

Franco 3 Ø 60mm

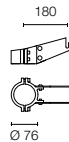
Braccio singolo 180mm. Per palo Ø 60mm.	Single bracket 180mm. For pole Ø 60mm.	● FA9306 ● FA9333		
Braccio doppio 180mm. Per palo Ø 60mm.	Double bracket 180mm. For pole Ø 60mm.	● FA9506 ● FA9533		
Braccio singolo 500mm. Per palo Ø 60mm.	Single bracket 500mm. For pole Ø 60mm.	● FA9406 ● FA9433		
Braccio doppio 500mm. Per palo Ø 60mm.	Double bracket 500mm. For pole Ø 60mm.	● FA9606 ● FA9633		

Franco 3 Ø 76mm

Braccio singolo 180mm.
Per palo Ø 76mm.

Single bracket 180mm.
For pole Ø 76mm.

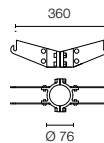
● FA11206
● FA11233



Braccio doppio 180mm
Per palo Ø 76mm.

Double bracket 180mm.
For pole Ø 76mm.

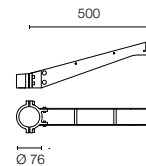
● FA11406
● FA11433



Braccio singolo 500mm.
Per palo Ø 76mm.

Single bracket 500mm.
For pole Ø 76mm.

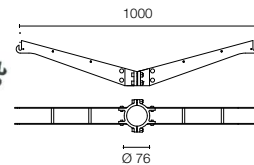
● FA11306
● FA11333



Braccio doppio 500mm
Per palo Ø 76mm.

Double bracket 500mm.
For pole Ø 76mm.

● FA11506
● FA11533

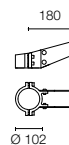


Franco 3 Ø 102mm

Braccio singolo 180mm.
Per palo Ø 102mm.

Single bracket 180mm.
For pole Ø 102mm.

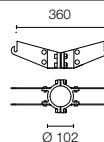
● FA7806
● FA7833



Braccio doppio 180mm
Per palo Ø 102mm.

Double bracket 180mm.
For pole Ø 102mm.

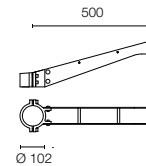
● FA9006
● FA9033



Braccio singolo 500mm.
Per palo Ø 102mm.

Single bracket 500mm.
For pole Ø 102mm.

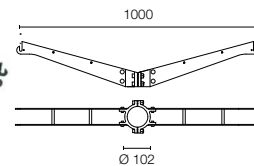
● FA7906
● FA7933



Braccio doppio 500mm
Per palo Ø 102mm.

Double bracket 500mm.
For pole Ø 102mm.

● FA8906
● FA8933



Perseo





Perseo





Famiglia / Family

Perseo 1



Power Led

up to 7W
up to 373 lm - 2700K/CRI 80
up to 401 lm - 3000K/CRI 80
up to 427 lm - 4000K/CRI 80
[2200K available on request.](#)

Mid-Power Led

up to 9W
up to 435 lm - 2700K/CRI 80
up to 468 lm - 3000K/CRI 80
up to 491 lm - 4000K/CRI 80

Perseo 2



Power Led

up to 12W
up to 866 lm - 2700K/CRI 80
up to 963 lm - 3000K/CRI 80
up to 984 lm - 4000K/CRI 80
[2200K available on request.](#)

Mid-Power Led

up to 11W
up to 580 lm - 2700K/CRI 80
up to 624 lm - 3000K/CRI 80
up to 655 lm - 4000K/CRI 80

Perseo 3



Power Led

up to 20W
up to 1559 lm - 2700K/CRI 80
up to 1732 lm - 3000K/CRI 80
up to 1771 lm - 4000K/CRI 80
[2200K available on request.](#)

Perseo 4



Power Led

up to 53W
up to 3989 lm - 2700K/CRI 80
up to 4332 lm - 3000K/CRI 80
up to 4533 lm - 4000K/CRI 80
[2200K available on request.](#)

RGB - Power Led

up to 40W + 220-240V
DMX interface.

Colori / Colours



01 White



06 Grey



12 Forest Green



18 Deep Brown



30 Black



33 Anthracite

Famiglia completa di apparecchi di illuminazione con sorgente luminosa a LED orientabili a proiezione, predisposti per installazione a parete, a palo come testapalo, a soffitto e a terra con picchetto da ordinare separatamente. Disponibile in quattro tagli dimensionali e in varie ottiche per dimensione, comprese ottiche stradali per applicazioni in contesto urbano. Corpo in alluminio pressofuso lega EN AB 47100 (a basso contenuto di rame) e riflettore in alluminio superpuro. Diffusore in vetro extrachiaro o sabbiato con bordo serigrafato fissato alla cornice attraverso un sistema di incollaggio robotizzato. Disponibile in differenti finiture con rivestimento a doppio strato di polveri e sottoposte a trattamento di conversione chimica superficiale per una elevata resistenza alla corrosione. Staffa di fissaggio in acciaio inox AISI 316L verniciata della stessa finitura del corpo apparecchio.

Perseo 1 / Perseo 2

Apparecchi orientabili a proiezione, predisposti per installazione a parete, a soffitto e a terra, disponibili in tre fasci di apertura: spot, medium (vetro trasparente) e diffuso (vetro sabbiato). L'apparecchio è dotato di uno spezzone di cavo uscente in neoprene e kit con connettori crimp e guaina termorestringente adesiva per connessione a tenuta stagna. La staffa di fissaggio in acciaio inox AISI 316L permette una orientabilità di 180° circa sull'asse verticale. Completano la gamma gli accessori opzionali picchetto per installazione a terra, paletti per installazione come bollard e bracci a parete dedicati per l'illuminazione in oggetto di insegne. Nei paletti e nei bracci sono inclusi i connettori IP68 per il cablaggio facile e sicuro.

Perseo 3 / Perseo 4

Apparecchi orientabili a proiezione, predisposti per installazione a parete, a palo come testapalo, a soffitto e a terra, disponibili in quattro fasci di apertura: spot, medium, asimmetrico e ottica stradale per inserimento in contesto urbano. L'apparecchio è dotato di un pressacavo in metallo. Per garantire la tenuta del pressacavo è consigliabile utilizzare cavi elettrici flessibili idonei all'impiego in ambienti esterni. La staffa di fissaggio in acciaio inox AISI 316L è graduata per garantire una regolazione precisa della unità emittente e una orientabilità di 150° circa sull'asse verticale. Completano la gamma gli accessori opzionali: paletti per installazione come bollard; bracci a parete dedicati per l'illuminazione in oggetto di insegne (nei paletti e nei bracci sono inclusi i connettori IP68 per il cablaggio facile e sicuro); una serie completa di pali cilindrici di diverso diametro ed altezza da interrare o con base di fissaggio e tirafondi; bracci singoli e doppi di due lunghezze per pali di differenti diametri; visiera wall-washer e ghiera anti-vandalo. Disponibile per Perseo 4 la versione RGB per la creazione di scenografie luminose colorate.

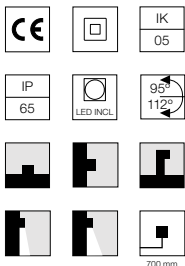
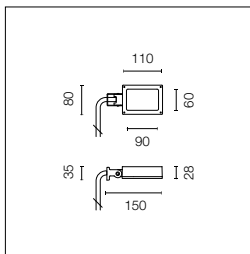
Complete family of tiltable projection luminaires with LED source, designed for wall, post, ceiling and ground mounting with a metal nail that needs to be ordered separately. Available in four dimensions and with different light beams for every dimension, including optics for urban uses. Die cast aluminum body EN AB-47100 (with low copper content) and super pure aluminum reflector. Extraclear or frosted glass diffuser with silkscreen edge, attached to the frame with a robotic gluing system. Available in different finishes, with double-layered powder coating and chemical conversion surface treatment to ensure high corrosion resistance. AISI 316L stainless steel fixing bracket with the same finish as the luminaire body.

Perseo 1 / Perseo 2

Tiltable projection luminaires for wall, ceiling, and ground mounting. Three beam angles available: slim, medium (transparent glass) and diffused (frosted glass). Equipped with a protruding section of neoprene cable and a kit with crimpable connectors and adhesive heat-shrinkable sleeves that guarantee the tightness of the connection. The AISI 316L stainless steel fixing bracket allows for a tilting of approx. 180° on the vertical axis. The range is completed with the following optional accessories: ground spike; feet to install the luminaire as a bollard; and protruding arms for sign lighting. The feet and arms include IP68 connectors to guarantee an easy and safe cabling.

Perseo 3 / Perseo 4

Tiltable projection luminaires for wall, post, ceiling, and ground mounting. Four beam angles available: slim, medium, asymmetrical, and urban optics. Equipped with a metal cable guide. To ensure the tightness of the cable guide it's recommended to use flexible electric cables suitable for exterior use. AISI316L stainless steel fixing bracket, graduated to guarantee precision in the adjustment of the emission unit and a tilting of approx. 150° on the vertical axis. The range is completed with the following optional accessories: feet to install the luminaire as a bollard; arms for wall mounting, suitable for sign lighting at a distance (the feet and arms include IP68 connectors for an easy and safe cabling); a complete series of cylinder feet in different diameters and heights to be ground recessed or fixed with anchor plates and lag screws; single and double arms in two lengths for posts with different diameters, wall-washer visor and anti-vandalism protection lid. The Perseo 4 model is completed with the RGB version to create sceneries with colored light.



Sorgente a LED inclusa. Alimentazione elettrica 100-240V ON/OFF integrata. Staffa di fissaggio inclusa. Dotato di spezzone di cavo uscente in neoprene 700 mm e kit con connettori crimp e guaina termorestringente adesiva per connessione a tenuta stagna. Accessori opzionali: picchetto per installazione a terra; paletti per installazione a terra e bracci per installazione a parete (incluso connettore IP68). Vetro trasparente extrachiaro.

LED source included. Integrated electrical power supply 100-240V ON- OFF. Fixing bracket included. Equipped with a 700 mm protruding section of neoprene cable and a kit with crimpable connectors and adhesive heat-shrinkable sleeves that guarantee the tightness of the connection. Optional accessories: ground spike; feet for ground mounting and arms for wall mounting (IP68 connector included). Extraclear transparent glass.

2200K disponibile su richiesta. 2200K available on request.

Optic Narrow Spot 8°

Power LED: 7W - 398 lm ≠ OUTPUT 373 lm - 2700K/CRI 80 - 100-240V / 7W - 428 lm ≠ OUTPUT 401 lm - 3000K/CRI 80 - 100-240V / 7W - 456 lm ≠ OUTPUT 427 lm - 4000K/CRI 80 - 100-240V

2700K

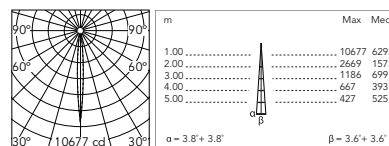
- FA52514001.A
- FA52514006.A
- FA52514012.A
- FA52514018.A
- FA52514030.A
- FA52514033.A

3000K

- FA52501301.A
- FA52501306.A
- FA52501312.A
- FA52501318.A
- FA52501330.A
- FA52501333.A

4000K

- FA52501201.A
- FA52501206.A
- FA52501212.A
- FA52501218.A
- FA52501230.A
- FA52501233.A



@ 4000K

Optic Medium 40°

Power LED: 7W - 398 lm ≠ OUTPUT 332 lm - 2700K/CRI 80 - 100-240V / 7W - 428 lm ≠ OUTPUT 357 lm - 3000K/CRI 80 - 100-240V / 7W - 456 lm ≠ OUTPUT 381 lm - 4000K/CRI 80 - 100-240V

2700K

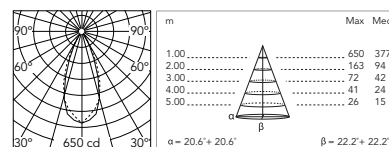
- FA52514201.A
- FA52514206.A
- FA52514212.A
- FA52514218.A
- FA52514230.A
- FA52514233.A

3000K

- FA52502301.A
- FA52502306.A
- FA52502312.A
- FA52502318.A
- FA52502330.A
- FA52502333.A

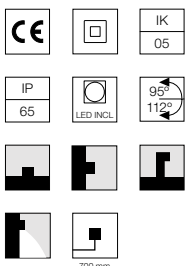
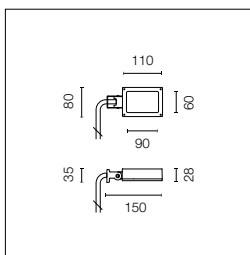
4000K

- FA52502201.A
- FA52502206.A
- FA52502212.A
- FA52502218.A
- FA52502230.A
- FA52502233.A



@ 4000K

Perseo 1 Opal



Sorgente a LED inclusa. Alimentazione elettrica 100-240V ON/OFF integrata. Staffa di fissaggio inclusa. Dotato di spezzone di cavo uscente in neoprene 700 mm e kit con connettori crimp e guaina termorestringente adesiva per connessione a tenuta stagna. Accessori opzionali: picchetto per installazione a terra; paletti per installazione a terra e bracci per installazione a parete (incluso connettore IP68). Vetro sabbato.

LED source included. Integrated electrical power supply 100-240V ON- OFF. Fixing bracket included. Equipped with a 700 mm protruding section of neoprene cable and a kit with crimpable connectors and adhesive heat-shrinkable sleeves that guarantee the tightness of the connection. Optional accessories: ground spike; feet for ground mounting and arms for wall mounting (IP68 connector included). Frosted glass.

Diffused Light

Mid-Power LED: 9W - 836 lm ≠ OUTPUT 435 lm - 2700K/CRI 80 - 100-240V / 9W - 899 lm ≠ OUTPUT 468 lm - 3000K/CRI 80 - 100-240V / 9W - 943 lm ≠ OUTPUT 491 lm - 4000K/CRI 80 - 100-240V

2700K

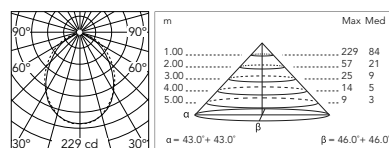
- FA52514401.A
- FA52514406.A
- FA52514412.A
- FA52514418.A
- FA52514430.A
- FA52514433.A

3000K

- FA52500301.A
- FA52500306.A
- FA52500312.A
- FA52500318.A
- FA52500330.A
- FA52500333.A

4000K

- FA52500201.A
- FA52500206.A
- FA52500212.A
- FA52500218.A
- FA52500230.A
- FA52500233.A



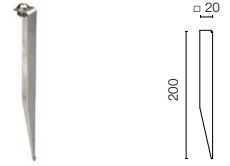
@ 4000K

Perseo 1: Accessori / Accessories

Picchetto per installazione a terra.

Ground spike.


FA136



Braccio / Palo 300mm.

Wall bracket / Pole 300mm.

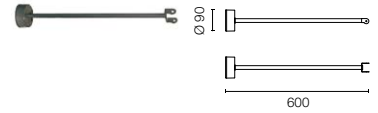
- FA15701
- FA15706
- FA15712
- FA15718
- FA15730
- FA15733



Braccio / Palo 600mm.

Wall bracket / Pole 600mm.


- FA15801
- FA15806
- FA15812
- FA15818
- FA15830
- FA15833



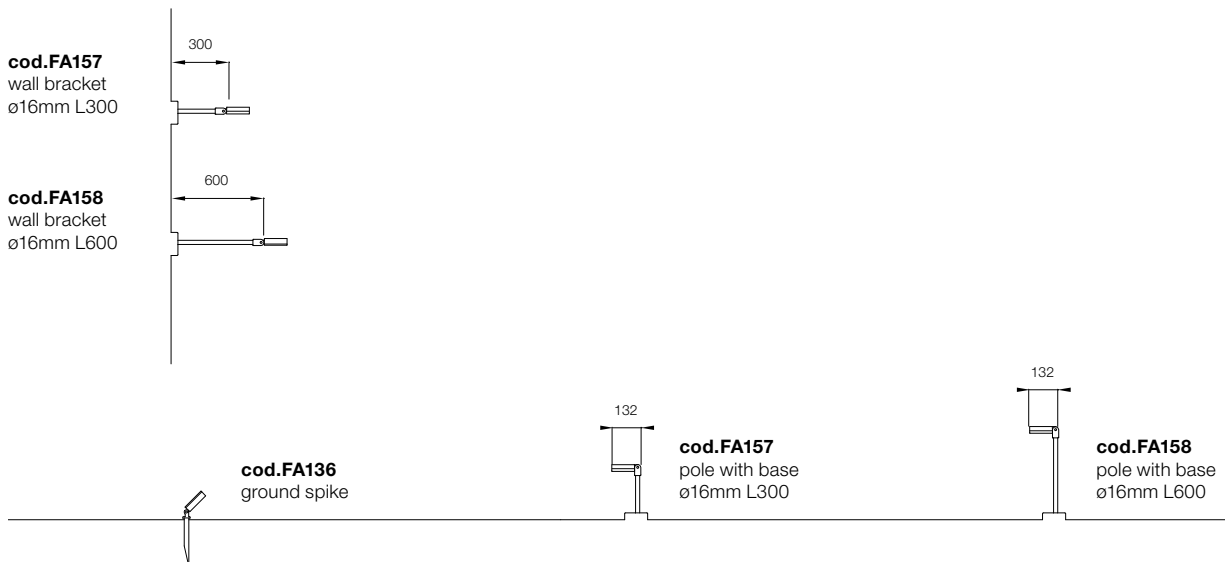
Dispositivo di protezione per il sovraccarico. 275Vac. Corrente massima di scarica 10KA (8/29µs). Massima corrente operativa 5A. Adatto per la connessione in serie. IP66.

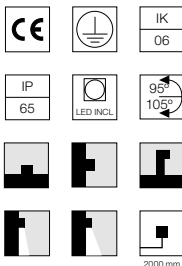
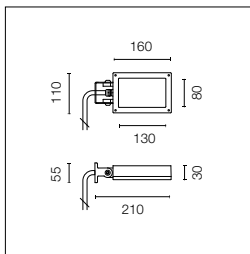
Surge protection device. 275Vac. Maximum discharge current 10KA (8/20µs). Maximum operating current 5A. Suitable for series connection. IP66.

F990E00A000



Installation scheme: Perseo 1





Sorgente a LED inclusa. Alimentazione elettrica 220-240V ON/OFF integrata. Staffa di fissaggio inclusa. Dotato di spezzone di cavo uscente in neoprene 700 mm e kit con connettori crimp e guaina termorestringente adesiva per connessione a tenuta stagna. Accessori opzionali: picchetto per installazione a terra; paletti per installazione a terra e bracci per installazione a parete (incluso connettore IP68). Vetro trasparente extrachiaro.

LED source included. Integrated electrical power supply 220-240V ON- OFF. Fixing bracket included. Equipped with a 700 mm protruding section of neoprene cable and a kit with crimpable connectors and adhesive heat-shrinkable sleeves that guarantee the tightness of the connection. Optional accessories: ground spike; feet for ground mounting and arms for wall mounting (IP68 connector included). Extraclear transparent glass.

2200K disponibile su richiesta.

2200K available on request.

Optic Spot 13°

Power Led: 12W - 1256 lm ≠ OUTPUT 866 lm - 2700K/CRI 80 - 220-240V / 12W - 1395 lm ≠ OUTPUT 963 lm - 3000K/CRI 80 - 220-240V / 12W - 1465 lm ≠ OUTPUT 984 lm - 4000K/CRI 80 - 220-240V

2700K

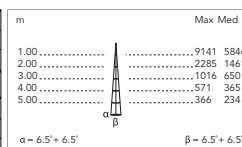
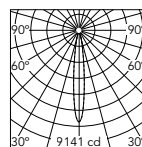
- FA52514601
- FA52514606
- FA52514612
- FA52514618
- FA52514630
- FA52514633

3000K

- FA52504301
- FA52504306
- FA52504312
- FA52504318
- FA52504330
- FA52504333

4000K

- FA52504201
- FA52504206
- FA52504212
- FA52504218
- FA52504230
- FA52504233



@ 4000K

Optic Medium 42°

Power Led: 12W - 1256 lm ≠ OUTPUT 745 lm - 2700K/CRI 80 - 220-240V / 12W - 1395 lm ≠ OUTPUT 828 lm - 3000K/CRI 80 - 220-240V / 12W - 1465 lm ≠ OUTPUT 846 lm - 4000K/CRI 80 - 220-240V

2700K

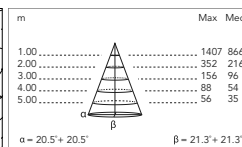
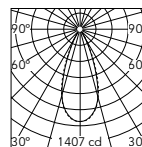
- FA52514801
- FA52514806
- FA52514812
- FA52514818
- FA52514830
- FA52514833

3000K

- FA52505301
- FA52505306
- FA52505312
- FA52505318
- FA52505330
- FA52505333

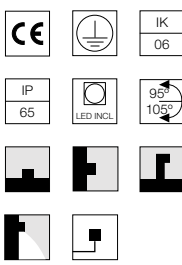
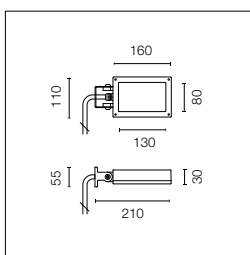
4000K

- FA52505201
- FA52505206
- FA52505212
- FA52505218
- FA52505230
- FA52505233



@ 4000K

Perseo 2 Opal



Sorgente a LED inclusa. Alimentazione elettrica 220-240V ON/OFF integrata. Staffa di fissaggio inclusa. Dotato di spezzone di cavo uscente in neoprene 700 mm e kit con connettori crimp e guaina termorestringente adesiva per connessione a tenuta stagna. Accessori opzionali: picchetto per installazione a terra; paletti per installazione a terra e bracci per installazione a parete (incluso connettore IP68). Vetro sabbato.

LED source included. Integrated electrical power supply 220-240V ON- OFF. Fixing bracket included. Equipped with a 700 mm protruding section of neoprene cable and a kit with crimpable connectors and adhesive heat-shrinkable sleeves that guarantee the tightness of the connection. Optional accessories: ground spike; feet for ground mounting and arms for wall mounting (IP68 connector included). Frosted glass.

Diffused Light

Mid-Power Led: 11W - 1114 lm ≠ OUTPUT 580 lm - 2700K/CRI 80 - 220-240V / 11W - 1198 lm ≠ OUTPUT 624 lm - 3000K/CRI 80 - 220-240V / 11W - 1258 lm ≠ OUTPUT 655 lm - 4000K/CRI 80 - 220-240V

2700K

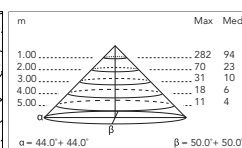
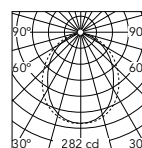
- FA52515001
- FA52515006
- FA52515012
- FA52515018
- FA52515030
- FA52515033

3000K

- FA52503301
- FA52503306
- FA52503312
- FA52503318
- FA52503330
- FA52503333

4000K

- FA52503201
- FA52503206
- FA52503212
- FA52503218
- FA52503230
- FA52503233



@ 4000K



H 500mm

- FA17701
- FA17706
- FA17712
- FA17718
- FA17730
- FA17733

H 800mm

- FA17801
- FA17806
- FA17812
- FA17818
- FA17830
- FA17833

Perseo 2: Accessori / Accessories

Picchetto per installazione a terra.

Ground spike.

FA136



Braccio / Palo 300mm.

Wall bracket / Pole 300mm.

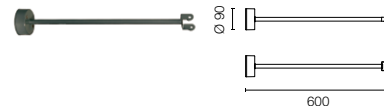
- FA16101
- FA16106
- FA16112
- FA16118
- FA16130
- FA16133



Braccio / Palo 600mm.

Wall bracket / Pole 600mm.


- FA16201
- FA16206
- FA16212
- FA16218
- FA16230
- FA16233



Piastra tirafondi.

Base plate with bolt.


FA182



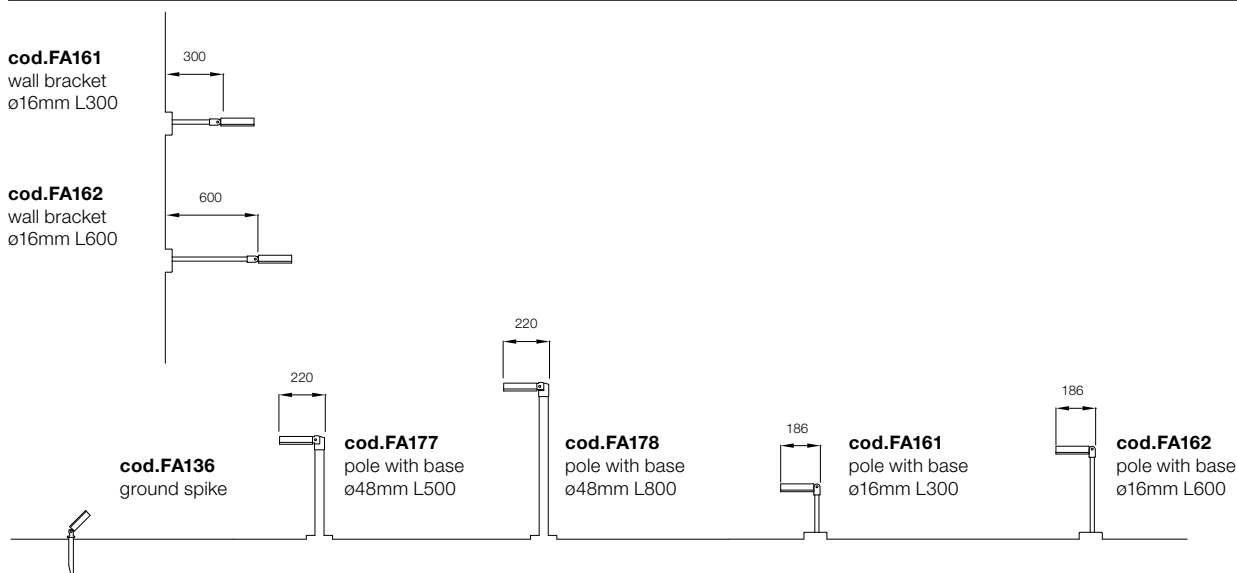
Dispositivo di protezione per il sovraccarico. 275Vac. Corrente massima di scarica 10KA (8/29µs). Massima corrente operativa 5A. Adatto per la connessione in serie. IP66.

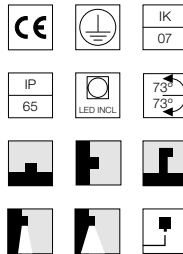
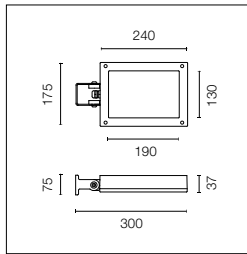
Surge protection device. 275Vac. Maximum discharge current 10KA (8/20µs). Maximum operating current 5A. Suitable for series connection. IP66.

F990E00A000



Installation scheme: Perseo 2





Sorgente a LED inclusa. Alimentazione elettrica 220-240V ON/OFF e dimmerabile 1-10V o DALI integrata. Staffa di fissaggio inclusa. Dotato di pressacavo in metallo M16x1,5 (per cavi 4,5mmϕ<math><10\text{mm}</math>). Per garantire la tenuta del pressacavo è consigliabile utilizzare cavi elettrici flessibili idonei all'impiego in ambienti esterni. Accessori opzionali: braccio in oggetto a parete; paletti; pali e relativi bracci per installazione come testapalo; visiera wall-washer e ghiera anti-vandalo. Vetro trasparente extrachiaro.

LED source included. Integrated power supply 220-240V ON/OFF and dimmable 1-10V or DALI. Fixing bracket included. Equipped with a M16x1.5 cable guide (for 4.5mmϕ<math><10\text{mm}</math> cables) and IP68 connector. To ensure the tightness of the cable guide it's recommended to use flexible electric cables suitable for exterior use. Optional accessories: protruding arm for walls; feet and arms to install the luminaire on a mast; wall-washer visor and anti-vandalism protection lid. Extraclear transparent glass.

2200K disponibile su richiesta.

2200K available on request.

Optic Spot 11°

Power Led: 20W - 2232 lm \neq OUTPUT 1559 lm - 2700K/CRI 80 - 220-240V / 20W - 2424 lm \neq OUTPUT 1732 lm - 3000K/CRI 80 - 220-240V / 20W - 2536 lm \neq OUTPUT 1771 lm - 4000K/CRI 80 - 220-240V

2700K

Non Dimmable

- FA52515201
- FA52515206
- FA52515212
- FA52515218
- FA52515230
- FA52515233

1-10V

- FA52515201-310
- FA52515206-310
- FA52515212-310
- FA52515218-310
- FA52515230-310
- FA52515233-310

Dali

- FA52515201-300
- FA52515206-300
- FA52515212-300
- FA52515218-300
- FA52515230-300
- FA52515233-300

3000K

Non Dimmable

- FA52509301
- FA52509306
- FA52509312
- FA52509318
- FA52509330
- FA52509333

1-10V

- FA52509301-310
- FA52509306-310
- FA52509312-310
- FA52509318-310
- FA52509330-310
- FA52509333-310

Dali

- FA52509301-300
- FA52509306-300
- FA52509312-300
- FA52509318-300
- FA52509330-300
- FA52509333-300

4000K

Non Dimmable

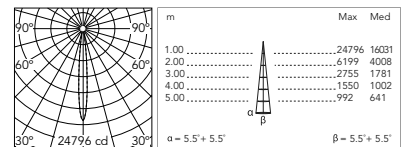
- FA52509201
- FA52509206
- FA52509212
- FA52509218
- FA52509230
- FA52509233

1-10V

- FA52509201-310
- FA52509206-310
- FA52509212-310
- FA52509218-310
- FA52509230-310
- FA52509233-310

Dali

- FA52509201-300
- FA52509206-300
- FA52509212-300
- FA52509218-300
- FA52509230-300
- FA52509233-300



@ 4000K

Optic Medium 34°

Power Led: 20W - 2232 lm \neq OUTPUT 1582 lm - 2700K/CRI 80 - 220-240V / 20W - 2424 lm \neq OUTPUT 1757 lm - 3000K/CRI 80 - 220-240V / 20W - 2536 lm \neq OUTPUT 1797 lm - 4000K/CRI 80 - 220-240V

2700K

Non Dimmable

- FA52515401
- FA52515406
- FA52515412
- FA52515418
- FA52515430
- FA52515433

1-10V

- FA52515401-310
- FA52515406-310
- FA52515412-310
- FA52515418-310
- FA52515430-310
- FA52515433-310

Dali

- FA52515401-300
- FA52515406-300
- FA52515412-300
- FA52515418-300
- FA52515430-300
- FA52515433-300

3000K

Non Dimmable

- FA52508301
- FA52508306
- FA52508312
- FA52508318
- FA52508330
- FA52508333

1-10V

- FA52508301-310
- FA52508306-310
- FA52508312-310
- FA52508318-310
- FA52508330-310
- FA52508333-310

Dali

- FA52508301-300
- FA52508306-300
- FA52508312-300
- FA52508318-300
- FA52508330-300
- FA52508333-300

4000K

Non Dimmable

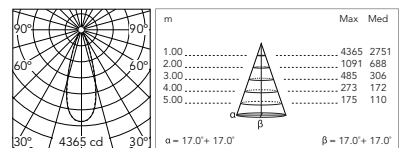
- FA52508201
- FA52508206
- FA52508212
- FA52508218
- FA52508230
- FA52508233

1-10V

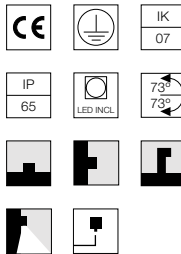
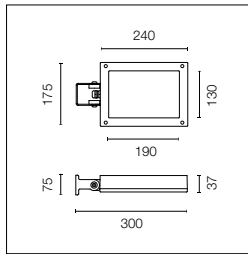
- FA52508201-310
- FA52508206-310
- FA52508212-310
- FA52508218-310
- FA52508230-310
- FA52508233-310

Dali

- FA52508201-300
- FA52508206-300
- FA52508212-300
- FA52508218-300
- FA52508230-300
- FA52508233-300



@ 4000K



Sorgente a LED inclusa. Alimentazione elettrica 220-240V ON/OFF e dimmerabile 1-10V o DALI integrata. Staffa di fissaggio inclusa. Dotato di pressacavo in metallo M16x1,5 (per cavi 4,5mmϕ<math><10\text{mm}</math>). Per garantire la tenuta del pressacavo è consigliabile utilizzare cavi elettrici flessibili idonei all'impiego in ambienti esterni. Accessori opzionali: braccio in aggetto a parete; paletti; pali e relativi bracci per installazione come testapalo; visiera wall-washer e ghiera anti-vandalo.

LED source included. Integrated power supply 220-240V ON/OFF and dimmable 1-10V or DALI. Fixing bracket included. Equipped with a M16x1.5 cable guide (for 4.5mmϕ<math><10\text{mm}</math> cables) and IP68 connector. To ensure the tightness of the cable guide it's recommended to use flexible electric cables suitable for exterior use. Optional accessories: protruding arm for walls; feet and arms to install the luminaire on a mast; wall-washer visor and anti-vandalism protection lid. Extraclear transparent glass.

2200K disponibile su richiesta.

2200K available on request.

Asymmetric Optic

Power Led: 20W - 2232 lm \neq OUTPUT 1168 lm - 2700K/CRI 80 - 220-240V / 20W - 2424 lm \neq OUTPUT 1298 lm - 3000K/CRI 80 - 220-240V / 20W - 2536 lm \neq OUTPUT 1327 lm - 4000K/CRI 80 - 220-240V

2700K

Non Dimmable

- FA52515601
- FA52515606
- FA52515612
- FA52515618
- FA52515630
- FA52515633
- 1-10V
- FA52515601-310
- FA52515606-310
- FA52515612-310
- FA52515618-310
- FA52515630-310
- FA52515633-310

Dali

- FA52515601-300
- FA52515606-300
- FA52515612-300
- FA52515618-300
- FA52515630-300
- FA52515633-300

3000K

Non Dimmable

- FA52506301
- FA52506306
- FA52506312
- FA52506318
- FA52506330
- FA52506333
- 1-10V
- FA52506301-310
- FA52506306-310
- FA52506312-310
- FA52506318-310
- FA52506330-310
- FA52506333-310

Dali

- FA52506301-300
- FA52506306-300
- FA52506312-300
- FA52506318-300
- FA52506330-300
- FA52506333-300

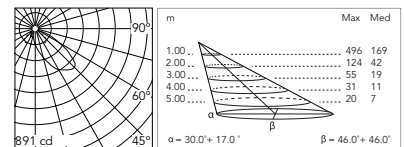
4000K

Non Dimmable

- FA52506201
- FA52506206
- FA52506212
- FA52506218
- FA52506230
- FA52506233
- 1-10V
- FA52506201-310
- FA52506206-310
- FA52506212-310
- FA52506218-310
- FA52506230-310
- FA52506233-310

Dali

- FA52506201-300
- FA52506206-300
- FA52506212-300
- FA52506218-300
- FA52506230-300
- FA52506233-300



@ 4000K

Street Light 120°

Power Led: 20W - 2232 lm \neq OUTPUT 972 lm - 2700K/CRI 80 - 220-240V / 20W - 2424 lm \neq OUTPUT 1080 lm - 3000K/CRI 80 - 220-240V / 20W - 2536 lm \neq OUTPUT 1105 lm - 4000K/CRI 80 - 220-240V

2700K

Non Dimmable

- FA52515801
- FA52515806
- FA52515812
- FA52515818
- FA52515830
- FA52515833
- 1-10V
- FA52515801-310
- FA52515806-310
- FA52515812-310
- FA52515818-310
- FA52515830-310
- FA52515833-310

Dali

- FA52515801-300
- FA52515806-300
- FA52515812-300
- FA52515818-300
- FA52515830-300
- FA52515833-300

3000K

Non Dimmable

- FA52507301
- FA52507306
- FA52507312
- FA52507318
- FA52507330
- FA52507333
- 1-10V
- FA52507301-310
- FA52507306-310
- FA52507312-310
- FA52507318-310
- FA52507330-310
- FA52507333-310

Dali

- FA52507301-300
- FA52507306-300
- FA52507312-300
- FA52507318-300
- FA52507330-300
- FA52507333-300

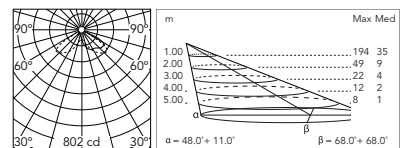
4000K

Non Dimmable

- FA52507201
- FA52507206
- FA52507212
- FA52507218
- FA52507230
- FA52507233
- 1-10V
- FA52507201-310
- FA52507206-310
- FA52507212-310
- FA52507218-310
- FA52507230-310
- FA52507233-310

Dali

- FA52507201-300
- FA52507206-300
- FA52507212-300
- FA52507218-300
- FA52507230-300
- FA52507233-300



@ 4000K

Perseo 3 LED / Ø 48mm - Poles

Con Base / With Base



H 800mm

- FA17901
- FA17906
- FA17912
- FA17918
- FA17930
- FA17933

Da Interrare (+300 mm Interrati)

In-Ground (+300 mm Root)



H 2000mm

- FA18001
- FA18006
- FA18012
- FA18018
- FA18030
- FA18033

Perseo 3 LED / Ø 76mm - Poles

Con Base e Portella con Morsettiera.

With Base and Access Door.
With Terminal Block 4x1,5-16mmq.



H 3500mm

- FA24806
- FA24833

H 4500mm

- FA24906
- FA24933

Da Interrare (+500 mm Interrati) e Portella con Morsettiera

In-Ground (+500 mm Root) With Access Door
With Terminal Block 4x1,5-16mmq



H 3500mm

- FA25006
- FA25033

H 4500mm

- FA25106
- FA25133

Perseo 3 LED / Ø 102mm - Poles

Con Base e Portella con Morsettiera.

With Base and Access Door .
With Terminal Block 4x1,5-16mmq.



H 4000mm


- FA414006
- FA414033

H 5000mm

- FA415006
- FA415033

Da Interrare (+500 mm Interrati) e Portella con Morsettiera

In-Ground (+500 mm Root) With Access Door
With Terminal Block 4x1,5-16mmq



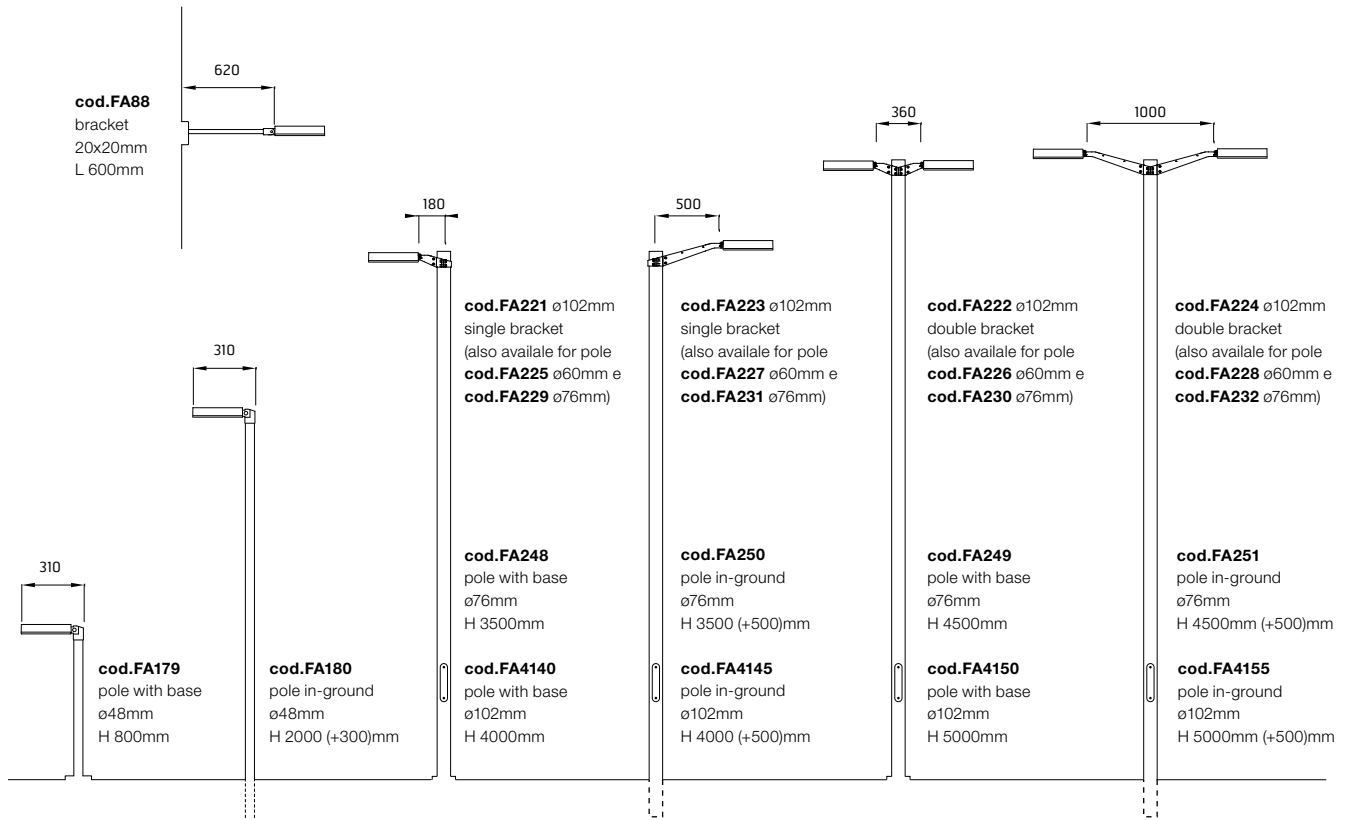
H 4000mm

- FA414506
- FA414533

H 5000mm

- FA415506
- FA415533

Installation scheme: Perseo 3

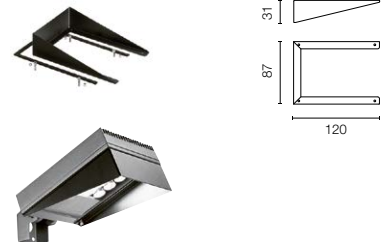


Perseo 3: Accessori / Accessories

Visiera Wall-Washer

Wall Washer Visor

FA16530




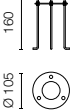

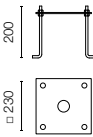

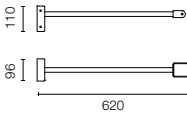

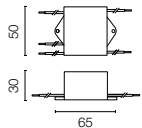
Ghiera anti vandali

Anti vandal louvre

FA16630



Perseo 3: Accessori / Accessories

Piastra tirafondi.	Base plate with bolt.	H: 500 / 800mm FA182		
Piastra tirafondi.	Base plate with bolt.	H: 3500 / 4500mm with base FA116		
Braccio 620mm.	Wall bracket 620mm.	○ FA8801 ● FA8806 ● FA8812 ● FA8818 ● FA8830 ● FA8833		
Dispositivo di protezione per il sovraccarico. 275Vac. Corrente massima di scarica 10KA (8/29µs). Massima corrente operativa 5A. Adatto per la connessione in serie. IP66.	Surge protection device. 275Vac. Maximum discharge current 10KA (8/20µs). Maximum operating current 5A. Suitable for series connection. IP66.	F990E00A000		

Perseo 3 Ø 60mm

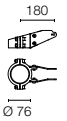
Braccio singolo 180mm. Per palo Ø 60mm.	Single bracket 180mm. For pole Ø 60mm.	● FA22506 ● FA22533		
Braccio doppio 180mm. Per palo Ø 60mm.	Double bracket 180mm. For pole Ø 60mm.	● FA22606 ● FA22633		
Braccio singolo 500mm. Per palo Ø 60mm.	Single bracket 500mm. For pole Ø 60mm.	● FA22706 ● FA22733		
Braccio doppio 500mm. Per palo Ø 60mm.	Double bracket 500mm. For pole Ø 60mm.	● FA22806 ● FA22833		

Perseo 3 Ø 76mm

Braccio singolo 180mm.
Per palo Ø 76mm.

Single bracket 180mm.
For pole Ø 76mm.

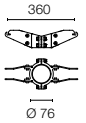
● FA22906
● FA22933



Braccio doppio 180mm
Per palo Ø 76mm.

Double bracket 180mm.
For pole Ø 76mm.

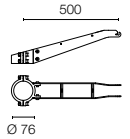
● FA23006
● FA23033



Braccio singolo 500mm.
Per palo Ø 76mm.

Single bracket 500mm.
For pole Ø 76mm.

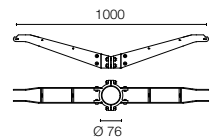
● FA23106
● FA23133



Braccio doppio 500mm
Per palo Ø 76mm.

Double bracket 500mm.
For pole Ø 76mm.

● FA23206
● FA23233

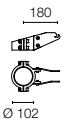


Perseo 3 Ø 102mm

Braccio singolo 180mm.
Per palo Ø 102mm.

Single bracket 180mm.
For pole Ø 102mm.

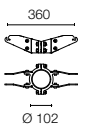
● FA22106
● FA22133



Braccio doppio 180mm
Per palo Ø 102mm.

Double bracket 180mm.
For pole Ø 102mm.

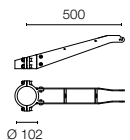
● FA22206
● FA22233



Braccio singolo 500mm.
Per palo Ø 102mm.

Single bracket 500mm.
For pole Ø 102mm.

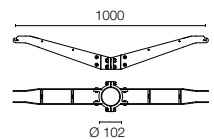
● FA22306
● FA22333

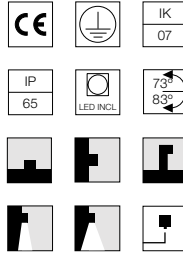
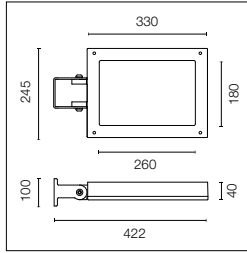


Braccio doppio 500mm
Per palo Ø 102mm.

Double bracket 500mm.
For pole Ø 102mm.

● FA22406
● FA22433





Sorgente a LED inclusa. Alimentazione elettrica 220-240V ON/OFF e dimmerabile 1-10V o DALI integrata. Staffa di fissaggio graduata inclusa. Dotato di pressacavo in metallo M20x1,5 (per cavi 7mmϕ<math><13\text{mm}</math>). Per garantire la tenuta del pressacavo è consigliabile utilizzare cavi elettrici flessibili idonei all'impiego in ambienti esterni. Accessori opzionali: braccio in oggetto a parete; pali e relativi bracci per installazione come testapalo; visiera wall-washer e ghiera anti-vandalo. Vetro trasparente extrachiaro.

LED source included. Integrated power supply 220-240V ON-OFF and dimmable 1-10V or DALI. Graduated fixing bracket included. Equipped with a M20x1.5 cable guide (for 7mmϕ<math><13\text{mm}</math> cables) and IP68 connector. To ensure the tightness of the cable guide it's recommended to use flexible electric cables suitable for exterior use. Optional accessories: protruding arm for walls; feet and arms to install the luminaire on a mast; wall-washer visor and anti-vandalism protection lid. Extraclear transparent glass.

2200K disponibile su richiesta.

2200K available on request.

Optic Spot 11°

Power Led: 53W - 5859 lm \neq OUTPUT 3989 lm - 2700K/CRI 80 - 220-240V / 53W - 6363 lm \neq OUTPUT 4332 lm - 3000K/CRI 80 - 220-240V / 53W - 6657 lm \neq OUTPUT 4533 lm - 4000K/CRI 80 - 220-240V

2700K

Non Dimmable

- FA52516001
- FA52516006
- FA52516012
- FA52516018
- FA52516030
- FA52516033
- 1-10V
- FA52516001-310
- FA52516006-310
- FA52516012-310
- FA52516018-310
- FA52516030-310
- FA52516033-310

Dali

- FA52516001-300
- FA52516006-300
- FA52516012-300
- FA52516018-300
- FA52516030-300
- FA52516033-300

3000K

Non Dimmable

- FA52513301
- FA52513306
- FA52513312
- FA52513318
- FA52513330
- FA52513333
- 1-10V
- FA52513301-310
- FA52513306-310
- FA52513312-310
- FA52513318-310
- FA52513330-310
- FA52513333-310

Dali

- FA52513301-300
- FA52513306-300
- FA52513312-300
- FA52513318-300
- FA52513330-300
- FA52513333-300

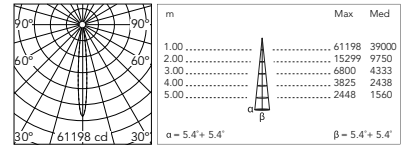
4000K

Non Dimmable

- FA52513201
- FA52513206
- FA52513212
- FA52513218
- FA52513230
- FA52513233
- 1-10V
- FA52513201-310
- FA52513206-310
- FA52513212-310
- FA52513218-310
- FA52513230-310
- FA52513233-310

Dali

- FA52513201-300
- FA52513206-300
- FA52513212-300
- FA52513218-300
- FA52513230-300
- FA52513233-300



@ 4000K

Optic Medium 34°

Power Led: 53W - 5859 lm \neq OUTPUT 4056 lm - 2700K/CRI 80 - 220-240V / 53W - 6363 lm \neq OUTPUT 4405 lm - 3000K/CRI 80 - 220-240V / 53W - 6657 lm \neq OUTPUT 4609 lm - 4000K/CRI 80 - 220-240V

2700K

Non Dimmable

- FA52516201
- FA52516206
- FA52516212
- FA52516218
- FA52516230
- FA52516233
- 1-10V
- FA52516201-310
- FA52516206-310
- FA52516212-310
- FA52516218-310
- FA52516230-310
- FA52516233-310

Dali

- FA52516201-300
- FA52516206-300
- FA52516212-300
- FA52516218-300
- FA52516230-300
- FA52516233-300

3000K

Non Dimmable

- FA52512301
- FA52512306
- FA52512312
- FA52512318
- FA52512330
- FA52512333
- 1-10V
- FA52512301-310
- FA52512306-310
- FA52512312-310
- FA52512318-310
- FA52512330-310
- FA52512333-310

Dali

- FA52512301-300
- FA52512306-300
- FA52512312-300
- FA52512318-300
- FA52512330-300
- FA52512333-300

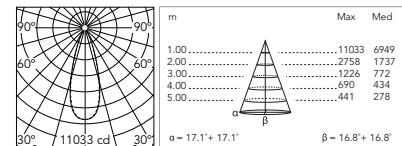
4000K

Non Dimmable

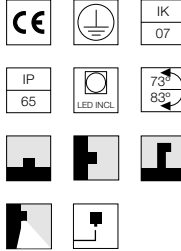
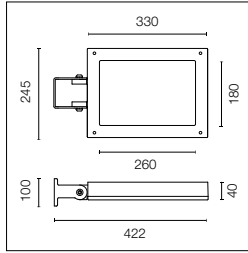
- FA52512201
- FA52512206
- FA52512212
- FA52512218
- FA52512230
- FA52512233
- 1-10V
- FA52512201-310
- FA52512206-310
- FA52512212-310
- FA52512218-310
- FA52512230-310
- FA52512233-310

Dali

- FA52512201-300
- FA52512206-300
- FA52512212-300
- FA52512218-300
- FA52512230-300
- FA52512233-300



@ 4000K



Sorgente a LED inclusa. Alimentazione elettrica 220-240V ON/OFF e dimmerabile 1-10V o DALI integrata. Staffa di fissaggio graduata inclusa. Dotato di pressacavo in metallo M20x1,5 (per cavi 7mm$\phi$$\leq$13mm). Per garantire la tenuta del pressacavo è consigliabile utilizzare cavi elettrici flessibili idonei all'impiego in ambienti esterni. Accessori opzionali: braccio in oggetto a parete; pali e relativi bracci per installazione come testapalo; visiera wall-washer e ghiera anti-vandalo. Vetro trasparente extrachiario.

LED source included. Integrated power supply 220-240V ON-OFF and dimmable 1-10V or DALI. Graduated fixing bracket included. Equipped with a M20x1.5 cable guide (for 7mm$\phi$$\leq$13mm cables) and IP68 connector. To ensure the tightness of the cable guide it's recommended to use flexible electric cables suitable for exterior use. Optional accessories: protruding arm for walls; feet and arms to install the luminaire on a mast; wall-washer visor and anti-vandalism protection lid. Extraclear transparent glass.

2200K disponibile su richiesta.

2200K available on request.

Asymmetric Optic

Power Led: 53W - 5859 lm \neq OUTPUT 3085 lm - 2700K/CRI 80 - 220-240V / 53W - 6363 lm \neq OUTPUT 3350 lm - 3000K/CRI 80 - 220-240V / 53W - 6657 lm \neq OUTPUT 3505 lm - 4000K/CRI 80 - 220-240V

2700K

Non Dimmable

- FA52516401
 - FA52516406
 - FA52516412
 - FA52516418
 - FA52516430
 - FA52516433
- 1-10V
- FA52516401-310
 - FA52516406-310
 - FA52516412-310
 - FA52516418-310
 - FA52516430-310
 - FA52516433-310

Dali

- FA52516401-300
- FA52516406-300
- FA52516412-300
- FA52516418-300
- FA52516430-300
- FA52516433-300

3000K

Non Dimmable

- FA52510301
 - FA52510306
 - FA52510312
 - FA52510318
 - FA52510330
 - FA52510333
- 1-10V
- FA52510301-310
 - FA52510306-310
 - FA52510312-310
 - FA52510318-310
 - FA52510330-310
 - FA52510333-310

Dali

- FA52510301-300
- FA52510306-300
- FA52510312-300
- FA52510318-300
- FA52510330-300
- FA52510333-300

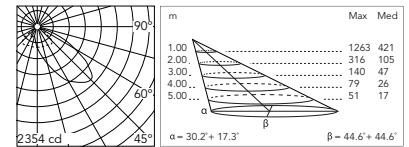
4000K

Non Dimmable

- FA52510201
 - FA52510206
 - FA52510212
 - FA52510218
 - FA52510230
 - FA52510233
- 1-10V
- FA52510201-310
 - FA52510206-310
 - FA52510212-310
 - FA52510218-310
 - FA52510230-310
 - FA52510233-310

Dali

- FA52510201-300
- FA52510206-300
- FA52510212-300
- FA52510218-300
- FA52510230-300
- FA52510233-300



@ 4000K

Street Light 120°

Power Led: 53W - 5859 lm \neq OUTPUT 2609 lm - 2700K/CRI 80 - 220-240V / 53W - 6363 lm \neq OUTPUT 2834 lm - 3000K/CRI 80 - 220-240V / 53W - 6657 lm \neq OUTPUT 2965 lm - 4000K/CRI 80 - 220-240V

2700K

Non Dimmable

- FA52516601
 - FA52516606
 - FA52516612
 - FA52516618
 - FA52516630
 - FA52516633
- 1-10V
- FA52516601-310
 - FA52516606-310
 - FA52516612-310
 - FA52516618-310
 - FA52516630-310
 - FA52516633-310

Dali

- FA52516601-300
- FA52516606-300
- FA52516612-300
- FA52516618-300
- FA52516630-300
- FA52516633-300

3000K

Non Dimmable

- FA52511301
 - FA52511306
 - FA52511312
 - FA52511318
 - FA52511330
 - FA52511333
- 1-10V
- FA52511301-310
 - FA52511306-310
 - FA52511312-310
 - FA52511318-310
 - FA52511330-310
 - FA52511333-310

Dali

- FA52511301-300
- FA52511306-300
- FA52511312-300
- FA52511318-300
- FA52511330-300
- FA52511333-300

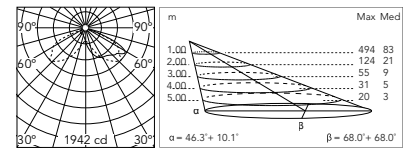
4000K

Non Dimmable

- FA52511201
 - FA52511206
 - FA52511212
 - FA52511218
 - FA52511230
 - FA52511233
- 1-10V
- FA52511201-310
 - FA52511206-310
 - FA52511212-310
 - FA52511218-310
 - FA52511230-310
 - FA52511233-310

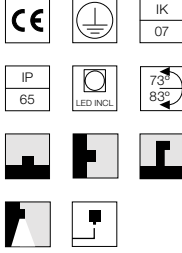
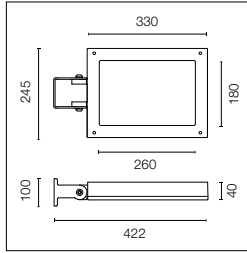
Dali

- FA52511201-300
- FA52511206-300
- FA52511212-300
- FA52511218-300
- FA52511230-300
- FA52511233-300



@ 4000K

Perseo 4 RGB



Sorgente a LED inclusa.
Alimentazione elettrica
220-240V. Staffa di fissaggio
graduata inclusa. Dotato di
pressacavo in metallo M20x1,5
(per cavi 7mmϕ<math><13\text{mm}</math>).
Per garantire la tenuta del
pressacavo è consigliabile
utilizzare cavi elettrici flessibili
idonei all'impiego in ambienti
esterni. Accessori opzionali:
braccio in oggetto a parete; pali
e relativi bracci per installazione
come testapalo; visiera wall-
washer e ghiera anti-vandalismo.
Vetro trasparente extrachiaro.

LED source included. Integrated
power supply 220-240V.
Graduated fixing bracket
included. Equipped with a
M20x1.5 cable guide (for
7mmϕ<math><13\text{mm}</math> cables) and
IP68 connector. To ensure the
tightness of the cable guide
it's recommended to use
flexible electric cables suitable
for exterior use. Optional
accessories: protruding arm for
walls; feet and arms to install
the luminaire on a mast;
wall-washer visor and anti-vandalism
protection lid. Extraclear
transparent glass.

Schema elettrico e installazione sistema RGB.

Vedere Schema Elettrico n.8
Page 877.

Wiring diagram and installation scheme RGB.

See Wiring Diagram n.8
Page 877.

Optic Medium 40°

RGB Power Led: 35W - 220-240V with DMX interface.

RGB

- FA52512401
- FA52512406
- FA52512412
- FA52512418
- FA52512430
- FA52512433

Perseo 4 LED / Ø 76mm - Poles

Con Base e Portella con Morsettiera.

With Base and Access Door .
With Terminal Block 4x1,5-16mmq.



H 3500mm


- FA24806
- FA24833

H 4500mm

- FA24906
- FA24933

Da Interrare (+500 mm Interrati) e Portella con Morsettiera

In-Ground (+500 mm Root) With Access Door
With Terminal Block 4x1,5-16mmq



H 3500mm

- FA25006
- FA25033

H 4500mm

- FA25106
- FA25133

Perseo 4 LED / Ø 102mm - Poles

Con Base e Portella con Morsettiera.

With Base and Access Door .
With Terminal Block 4x1,5-16mmq.



H 4000mm


- FA414006
- FA414033

H 5000mm

- FA415006
- FA415033

Da Interrare (+500 mm Interrati) e Portella con Morsettiera

In-Ground (+500 mm Root) With Access Door
With Terminal Block 4x1,5-16mmq



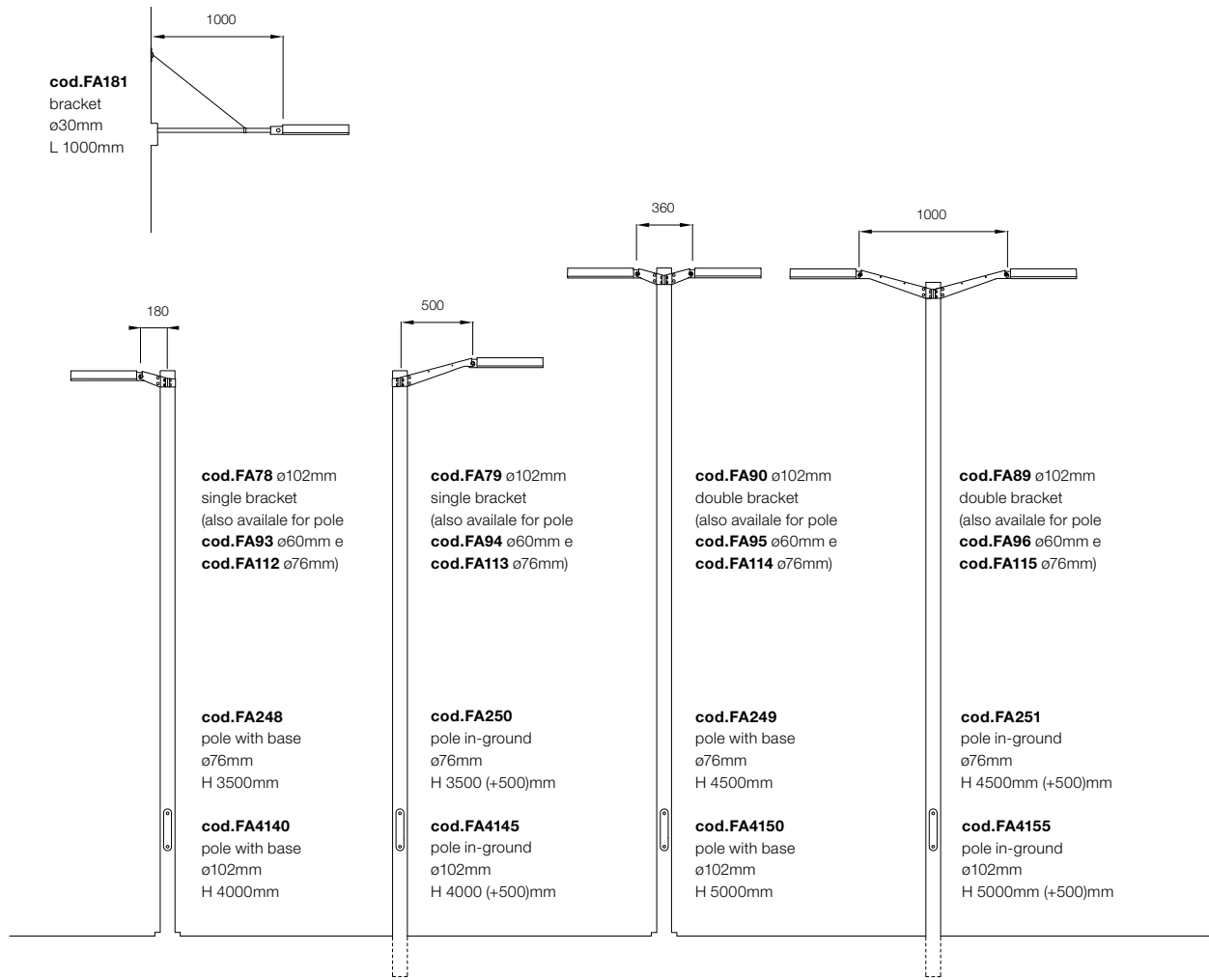
H 4000mm

- FA414506
- FA414533


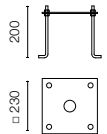

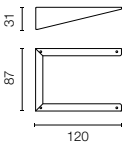

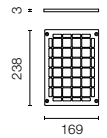

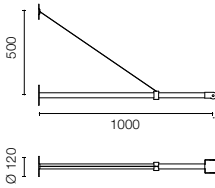

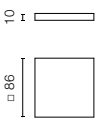

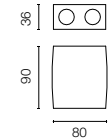

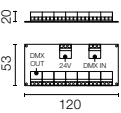


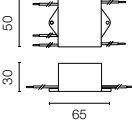
H 5000mm

- FA415506
- FA415533

Installation scheme: Perseo 4



Perseo 4: Accessori / Accessories

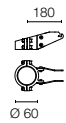
Piastra tirafondi.	Base plate with bolt.	FA116		
Visiera Wall-Washer	Wall Washer Visor	FA16730		
Ghiera anti vandali	Anti vandal louvre	FA16830		
Braccio 1000mm.	Wall Bracket 1000mm.	<ul style="list-style-type: none"> ○ FA18101 ● FA18106 ● FA18112 ● FA18118 ● FA18130 ● FA18133 		
Controller DMX a parete per scatole ad incasso (60mm interasse fori).	DMX controller; dimmer switch for recessed box (60mm interasse fori).	RGB version F990B10A000		
Controller DMX stand-alone/interfaccia PC.	DMX controller; stand-alone/PC interface.	RGB version F990B11A000		
DMX splitter 512 - dispositivo elettronico per rigenerare segnale DMX monodirezionale 1 Input e 7 output, 12-24 Vdc. Alimentatore non incluso.	DMX splitter 512 - electronic device to regenerate the monidirectional DMX signal 1 Input and 7 output, 12-24Vdc. Power supply not included.	RGB version F990B13A000		
Cavo DMX schermato con impedenza costante 110 Ohm.	DMX cable - shielded twisted pair with 110 Ohm constant impedance.	RGB version F990B12A000		
Dispositivo di protezione per il sovraccarico. 275Vac. Corrente massima di scarica 10KA (8/29µs). Massima corrente operativa 5A. Adatto per la connessione in serie. IP66.	Surge protection device. 275Vac. Maximum discharge current 10KA (8/20µs). Maximum operating current 5A. Suitable for series connection. IP66.	F990E00A000		

Perseo 4 Ø 60mm

Braccio singolo 180mm.
Per palo Ø 60mm.

Single bracket 180mm.
For pole Ø 60mm.

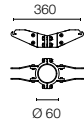
- FA9306
- FA9333



Braccio doppio 180mm
Per palo Ø 60mm.

Double bracket 180mm.
For pole Ø 60mm.

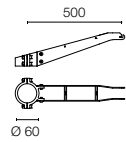
- FA9506
- FA9533



Braccio singolo 500mm.
Per palo Ø 60mm.

Single bracket 500mm.
For pole Ø 60mm.

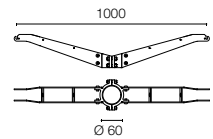
- FA9406
- FA9433



Braccio doppio 500mm
Per palo Ø 60mm.

Double bracket 500mm.
For pole Ø 60mm.

- FA9606
- FA9633

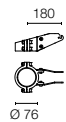


Perseo 4 Ø 76mm

Braccio singolo 180mm.
Per palo Ø 76mm.

Single bracket 180mm.
For pole Ø 76mm.

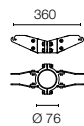
- FA11206
- FA11233



Braccio doppio 180mm
Per palo Ø 76mm.

Double bracket 180mm.
For pole Ø 76mm.

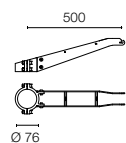
- FA11406
- FA11433



Braccio singolo 500mm.
Per palo Ø 76mm.

Single bracket 500mm.
For pole Ø 76mm.

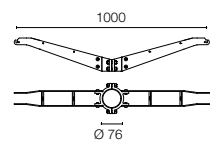
- FA11306
- FA11333



Braccio doppio 500mm
Per palo Ø 76mm.

Double bracket 500mm.
For pole Ø 76mm.

- FA11506
- FA11533

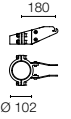


Perseo 4 Ø 102mm

Braccio singolo 180mm.
Per palo Ø 102mm.

Single bracket 180mm.
For pole Ø 102mm.

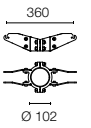
- FA7806
- FA7833



Braccio doppio 180mm
Per palo Ø 102mm.

Double bracket 180mm.
For pole Ø 102mm.

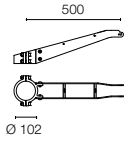
- FA9006
- FA9033



Braccio singolo 500mm.
Per palo Ø 102mm.

Single bracket 500mm.
For pole Ø 102mm.

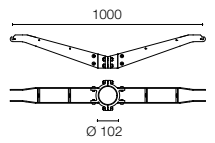
- FA7906
- FA7933



Braccio doppio 500mm
Per palo Ø 102mm.

Double bracket 500mm.
For pole Ø 102mm.

- FA8906
- FA8933



Dooku







Docku

Famiglia / Family

Dooku 400 Wall




Power Led

up to 39W
up to 2946 lm - 2700K/CRI 80
up to 3168 lm - 3000K/CRI 80
up to 3374 lm - 4000K/CRI 80

* Net lumen output

2200K available on request.

Dooku 400 Pole/Double Pole Ø76



Power Led

up to 39W
up to 3389 lm - 2700K/CRI 80
up to 3631 lm - 3000K/CRI 80
up to 3752 lm - 4000K/CRI 80

* Net lumen output

2200K available on request.


Power Led

up to 2x39W
up to 2x3389 lm - 2700K/CRI 80
up to 2x3631 lm - 3000K/CRI 80
up to 2x3752 lm - 4000K/CRI 80

* Net lumen output

2200K available on request.

Dooku 400 Pole/Double Pole Ø102



Power Led

up to 39W
up to 3389 lm - 2700K/CRI 80
up to 3631 lm - 3000K/CRI 80
up to 3752 lm - 4000K/CRI 80

* Net lumen output

2200K available on request.


Power Led

up to 2x39W
up to 2x3389 lm - 2700K/CRI 80
up to 2x3631 lm - 3000K/CRI 80
up to 2x3752 lm - 4000K/CRI 80

* Net lumen output

2200K available on request.

Dooku 600 Pole/Double Pole Ø76



Power Led

up to 78W
up to 6779 lm - 2700K/CRI 80
up to 7263 lm - 3000K/CRI 80
up to 7505 lm - 4000K/CRI 80

* Net lumen output

2200K available on request.

Power Led

up to 2x78W
up to 2x6779 lm - 2700K/CRI 80
up to 2x7263 lm - 3000K/CRI 80
up to 2x7505 lm - 4000K/CRI 80

* Net lumen output

2200K available on request.

Dooku 600 Pole/Double Pole Ø102



Power Led

up to 78W
up to 6779 lm - 2700K/CRI 80
up to 7263 lm - 3000K/CRI 80
up to 7505 lm - 4000K/CRI 80

* Net lumen output

2200K available on request.

Power Led

up to 2x78W
up to 2x6779 lm - 2700K/CRI 80
up to 2x7263 lm - 3000K/CRI 80
up to 2x7505 lm - 4000K/CRI 80

* Net lumen output

2200K available on request.

Colori / Colours



06 Grey



33 Anthracite

Famiglia completa di apparecchi di illuminazione con sorgente luminosa a LED a proiezione, predisposti per installazione a parete e a palo come testapalo. Disponibile in due lunghezze e in varie ottiche per dimensione, comprese ottiche stradali per applicazioni in contesto urbano. Corpo in estruso di alluminio con parti di chiusura in alluminio pressofuso lega EN AB 47100 (a basso contenuto di rame). Diffusore in vetro extrachiaro con bordo segrigrafato, fissato attraverso un sistema di incollaggio robotizzato. Disponibile in differenti finiture con rivestimento a doppio strato di polveri e sottoposte a trattamento di conversione chimica superficiale per una elevata resistenza alla corrosione. L'apparecchio è dotato di uno spezzone di cavo uscente in neoprene e connettore IP68 per il cablaggio facile e sicuro a tenuta stagna.

Dooku 400 Wall

Apparecchi orientabili a proiezione, predisposti per installazione a parete, disponibili in due fasci di apertura: simmetrica e asimmetrica per aree pubbliche e private urbane, spazi ampi, parcheggi. L'apparecchio è dotato di uno spezzone di cavo uscente in neoprene e connettori IP68 per il cablaggio facile e sicuro a tenuta stagna. La staffa di fissaggio zincata permette una orientabilità di 90° circa sull'asse verticale.

Dooku 400 / 600 Top Pole

Apparecchi testapalo predisposti per installazione a palo, disponibili in due lunghezze con differenze potenze e quattro fasci di apertura: simmetrico, asimmetrico, ottica stradale standard e ottica stradale dedicata per percorsi ciclo-pedonali per inserimento in contesto urbano. L'apparecchio è dotato di uno spezzone di cavo uscente in neoprene e connettori IP68 per il cablaggio facile e sicuro a tenuta stagna. Completano la gamma una serie completa di pali cilindrici di diverso diametro ed altezza da interrare o con base di fissaggio e tirafondi.

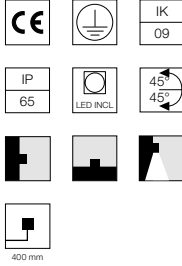
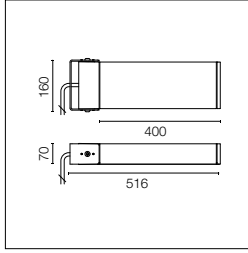
Complete family of tiltable projection luminaires with LED source for wall mounting and installation on masts. Available in two lengths and with different optics for every dimension, including optics for urban uses. Extruded EN AB-47100 die cast aluminum body and closing parts (with low copper content). Extraclear glass diffuser with silkscreen edge, attached with a robotic gluing system. Available in different finishes, with double-layered powder coating and chemical conversion surface treatment to ensure high corrosion resistance. Equipped with a neoprene cable section and IP68 connector to guarantee an easy, safe, and watertight connection.

Dooku 400 Wall

Tiltable projection luminaires for wall mounting. Available with two beam angles: symmetrical and asymmetrical for public, private, and urban areas, open spaces, or parking lots. Equipped with a neoprene cable section and IP68 connector to guarantee an easy, safe, and watertight connection. The zinc fixing bracket allows for a tilting of approx. 90° on the vertical axis.

Dooku 400 / 600 Top Pole

Mast luminaires for mounting on poles. Available in two lengths, with different output and four beam angles: symmetrical, asymmetrical, urban standard beam and a specific urban beam for pedestrian and bicycle lanes in urban contexts. Equipped with a neoprene cable section and IP68 connectors to guarantee an easy, safe, and watertight connection. Completed with a series of cylinder posts in different diameters and heights that can be ground recessed or fixed with an anchor plate and lag screws.



Sorgente a LED inclusa.
Alimentazione elettrica 220-240V ON/OFF e dimmerabile 1-10V o DALI integrata. Staffa di fissaggio inclusa. Dotato di spezzone di cavo uscente in neoprene 400 mm e connettore IP68.
Versione Smart- City a richiesta.

LED source included. Integrated power supply 220-240V ON/OFF and dimmable 1-10V or DALI. Fixing bracket included. Equipped with a 400mm protruding neoprene cable section and IP68 connectors.
Smart-City version available upon request.

2200K disponibile su richiesta.

2200K available on request.

Optic 120° (Wide Spaces - Public Areas - Parking Areas)

Power Led: 39W - 4122 lm ≠ OUTPUT 3389 lm - 2700K/CRI 80 - 220÷240V / 39W - 4416 lm ≠ OUTPUT 3631 lm - 3000K/CRI 80 - 220÷240V / 39W - 4563 lm ≠ OUTPUT 3752 lm - 4000K/CRI 80 - 220÷240V

2700K

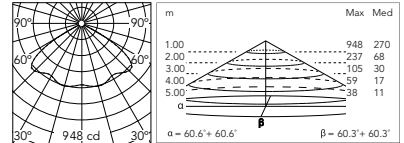
- Non Dimmable
- FA53907606
- FA53907633
- 1-10V
- FA53907606-310
- FA53907633-310
- Dali
- FA53907606-300
- FA53907633-300

3000K

- Non Dimmable
- FA53907506
- FA53907533
- 1-10V
- FA53907506-310
- FA53907533-310
- Dali
- FA53907506-300
- FA53907533-300

4000K

- Non Dimmable
- FA53907406
- FA53907433
- 1-10V
- FA53907406-310
- FA53907433-310
- Dali
- FA53907406-300
- FA53907433-300



@ 3000K

Asymmetric Optic

Power Led: 39W - 4122 lm ≠ OUTPUT 3173 lm - 2700K/CRI 80 - 220÷240V / 39W - 4416 lm ≠ OUTPUT 3400 lm - 3000K/CRI 80 - 220÷240V / 39W - 4563 lm ≠ OUTPUT 3513 lm - 4000K/CRI 80 - 220÷240V

2700K

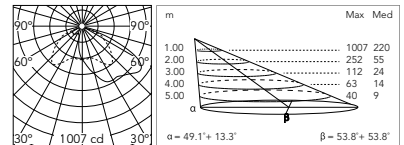
- Non Dimmable
- FA53913006
- FA53913033
- 1-10V
- FA53913006-310
- FA53913033-310
- Dali
- FA53913006-300
- FA53913033-300

3000K

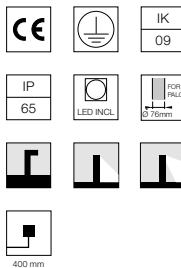
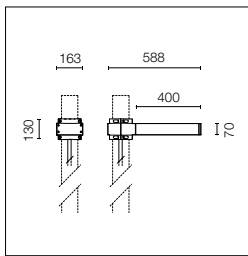
- Non Dimmable
- FA53914806
- FA53914833
- 1-10V
- FA53914806-310
- FA53914833-310
- Dali
- FA53914806-300
- FA53914833-300

4000K

- Non Dimmable
- FA53916606
- FA53916633
- 1-10V
- FA53916606-310
- FA53916633-310
- Dali
- FA53916606-300
- FA53916633-300



@ 3000K



Sorgente a LED inclusa. Alimentazione elettrica 220-240V ON/OFF e dimmerabile 1-10V o DALI integrata. Staffa di fissaggio inclusa. Dotato di spezzone di cavo uscente in neoprene 400 mm e connettore IP68. Attacco singolo per pali diametro 76 mm, palo da ordinare separatamente. Versione Smart- City a richiesta.

LED source included. Integrated power supply 220-240V ON/OFF and dimmable 1-10V or DALI. Fixing bracket included. Equipped with a 400mm protruding neoprene cable section and IP68 connectors. Single socket for 76mm diameter post. The post must be ordered separately. Smart-City version available upon request.

2200K disponibile su richiesta.

2200K available on request.

Optic 120° (Wide Spaces - Public Areas - Parking Areas)

Power Led: 39W - 4122 lm ≠ OUTPUT 3389 lm - 2700K/CRI 80 - 220÷240V / 39W - 4416 lm ≠ OUTPUT 3631 lm - 3000K/CRI 80 - 220÷240V / 39W - 4563 lm ≠ OUTPUT 3752 lm - 4000K/CRI 80 - 220÷240V

2700K

Non Dimmable

- FA53907806
- FA53907833
- 1-10V
- FA53907806-310
- FA53907833-310
- Dali
- FA53907806-300
- FA53907833-300

3000K

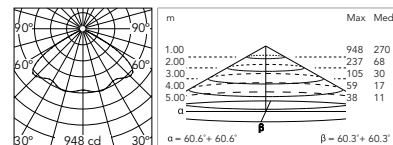
Non Dimmable

- FA53903906
- FA53903933
- 1-10V
- FA53903906-310
- FA53903933-310
- Dali
- FA53903906-300
- FA53903933-300

4000K

Non Dimmable

- FA53903806
- FA53903833
- 1-10V
- FA53903806-310
- FA53903833-310
- Dali
- FA53903806-300
- FA53903833-300



@ 3000K

Asymmetric Optic

Power Led: 39W - 4122 lm ≠ OUTPUT 3173 lm - 2700K/CRI 80 - 220÷240V / 39W - 4416 lm ≠ OUTPUT 3400 lm - 3000K/CRI 80 - 220÷240V / 39W - 4563 lm ≠ OUTPUT 3513 lm - 4000K/CRI 80 - 220÷240V

2700K

Non Dimmable

- FA53913206
- FA53913233
- 1-10V
- FA53913206-310
- FA53913233-310
- Dali
- FA53913206-300
- FA53913233-300

3000K

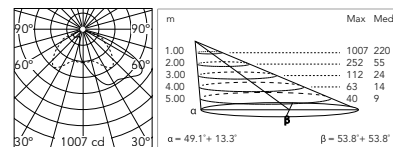
Non Dimmable

- FA53915006
- FA53915033
- 1-10V
- FA53915006-310
- FA53915033-310
- Dali
- FA53915006-300
- FA53915033-300

4000K

Non Dimmable

- FA53916806
- FA53916833
- 1-10V
- FA53916806-310
- FA53916833-310
- Dali
- FA53916806-300
- FA53916833-300



@ 3000K

Street Light Optic

Power Led: 39W - 4122 lm ≠ OUTPUT 3102 lm - 2700K/CRI 80 - 220÷240V / 39W - 4416 lm ≠ OUTPUT 3323 lm - 3000K/CRI 80 - 220÷240V / 39W - 4563 lm ≠ OUTPUT 3434 lm - 4000K/CRI 80 - 220÷240V

2700K

Non Dimmable

- FA53908006
- FA53908033
- 1-10V
- FA53908006-310
- FA53908033-310
- Dali
- FA53908006-300
- FA53908033-300

3000K

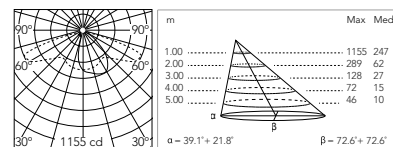
Non Dimmable

- FA53904206
- FA53904233
- 1-10V
- FA53904206-310
- FA53904233-310
- Dali
- FA53904206-300
- FA53904233-300

4000K

Non Dimmable

- FA53904106
- FA53904133
- 1-10V
- FA53904106-310
- FA53904133-310
- Dali
- FA53904106-300
- FA53904133-300



@ 3000K

Street Light Optic (Foot and Cycle Paths)

Power Led: 39W - 4122 lm ≠ OUTPUT 3130 lm - 2700K/CRI 80 - 220÷240V / 39W - 4416 lm ≠ OUTPUT 3354 lm - 3000K/CRI 80 - 220÷240V / 39W - 4563 lm ≠ OUTPUT 3466 lm - 4000K/CRI 80 - 220÷240V

2700K

Non Dimmable

- FA53908206
- FA53908233
- 1-10V
- FA53908206-310
- FA53908233-310
- Dali
- FA53908206-300
- FA53908233-300

3000K

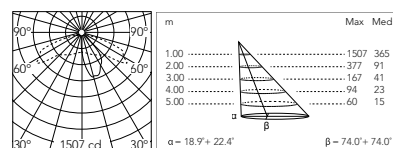
Non Dimmable

- FA53904506
- FA53904533
- 1-10V
- FA53904506-310
- FA53904533-310
- Dali
- FA53904506-300
- FA53904533-300

4000K

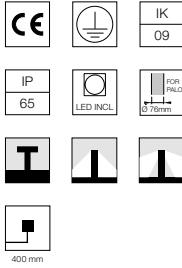
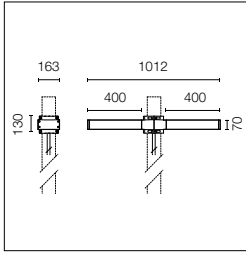
Non Dimmable

- FA53904406
- FA53904433
- 1-10V
- FA53904406-310
- FA53904433-310
- Dali
- FA53904406-300
- FA53904433-300



@ 3000K

Dooku 400 - Double Top Pole ø76



Sorgente a LED inclusa. Alimentazione elettrica 220-240V ON/OFF e dimmerabile 1-10V o DALI integrata. Staffa di fissaggio inclusa. Dotato di spezzone di cavo uscente in neoprene 400 mm e connettore IP68. Attacco doppio per pali diametro 76 mm, palo da ordinare separatamente. Versione Smart-City a richiesta.

LED source included. Integrated power supply 220-240V ON/OFF and dimmable 1-10V or DALI. Fixing bracket included. Equipped with a 400mm protruding neoprene cable section and IP68 connectors. Double socket for 76mm diameter post. The post must be ordered separately. Smart-City version available upon request.

2200K disponibile su richiesta.

2200K available on request.

Optic 120° (Wide Spaces - Public Areas - Parking Areas)

Power Led: 39W - 2x4122 lm ≠ OUTPUT 2x3389 lm - 2700K/CRI 80 - 220÷240V / 39W - 2x4416 lm ≠ OUTPUT 2x3631 lm - 3000K/CRI 80 - 220÷240V / 39W - 2x4563 lm ≠ OUTPUT 2x3752 lm - 4000K/CRI 80 - 220÷240V

2700K

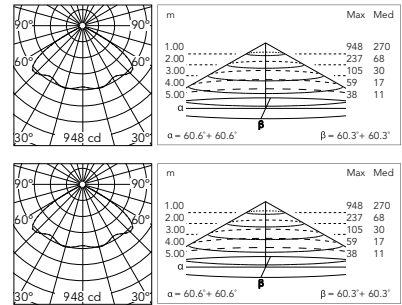
- Non Dimmable
- FA53908406
 - FA53908433
- 1-10V
- FA53908406-310
 - FA53908433-310
- Dali
- FA53908406-300
 - FA53908433-300

3000K

- Non Dimmable
- FA53904806
 - FA53904833
- 1-10V
- FA53904806-310
 - FA53904833-310
- Dali
- FA53904806-300
 - FA53904833-300

4000K

- Non Dimmable
- FA53904706
 - FA53904733
- 1-10V
- FA53904706-310
 - FA53904733-310
- Dali
- FA53904706-300
 - FA53904733-300



@ 3000K

Asymmetric Optic

Power Led: 39W - 2x4122 lm ≠ OUTPUT 2x3173 lm - 2700K/CRI 80 - 220÷240V / 39W - 2x4416 lm ≠ OUTPUT 2x3400 lm - 3000K/CRI 80 - 220÷240V / 39W - 2x4563 lm ≠ OUTPUT 2x3513 lm - 4000K/CRI 80 - 220÷240V

2700K

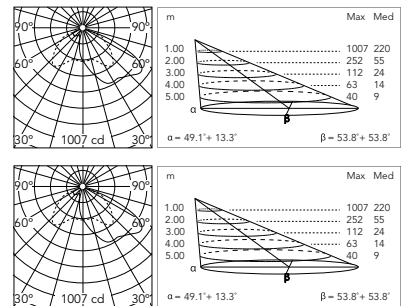
- Non Dimmable
- FA53913406
 - FA53913433
- 1-10V
- FA53913406-310
 - FA53913433-310
- Dali
- FA53913406-300
 - FA53913433-300

3000K

- Non Dimmable
- FA53915206
 - FA53915233
- 1-10V
- FA53915206-310
 - FA53915233-310
- Dali
- FA53915206-300
 - FA53915233-300

4000K

- Non Dimmable
- FA53917006
 - FA53917033
- 1-10V
- FA53917006-310
 - FA53917033-310
- Dali
- FA53917006-300
 - FA53917033-300



@ 3000K

Street Light Optic

Power Led: 39W - 2x4122 lm ≠ OUTPUT 2x3102 lm - 2700K/CRI 80 - 220÷240V / 39W - 2x4416 lm ≠ OUTPUT 2x3323 lm - 3000K/CRI 80 - 220÷240V / 39W - 2x4563 lm ≠ OUTPUT 2x3434 lm - 4000K/CRI 80 - 220÷240V

2700K

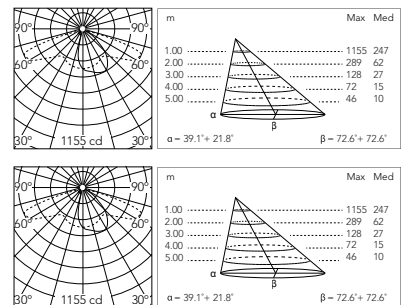
- Non Dimmable
- FA53908606
 - FA53908633
- 1-10V
- FA53908606-310
 - FA53908633-310
- Dali
- FA53908606-300
 - FA53908633-300

3000K

- Non Dimmable
- FA53905106
 - FA53905133
- 1-10V
- FA53905106-310
 - FA53905133-310
- Dali
- FA53905106-300
 - FA53905133-300

4000K

- Non Dimmable
- FA53905006
 - FA53905033
- 1-10V
- FA53905006-310
 - FA53905033-310
- Dali
- FA53905006-300
 - FA53905033-300



@ 3000K

Street Light Optic (Foot and Cycle Paths)

Power Led: 39W - 2x4122 lm ≠ OUTPUT 2x3130 lm - 2700K/CRI 80 - 220÷240V / 39W - 2x4416 lm ≠ OUTPUT 2x3354 lm - 3000K/CRI 80 - 220÷240V / 39W - 2x4563 lm ≠ OUTPUT 2x3466 lm - 4000K/CRI 80 - 220÷240V

2700K

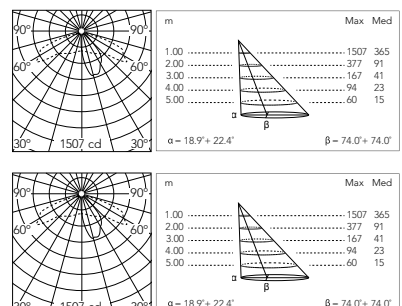
- Non Dimmable
- FA53908806
 - FA53908833
- 1-10V
- FA53908806-310
 - FA53908833-310
- Dali
- FA53908806-300
 - FA53908833-300

3000K

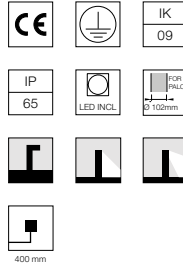
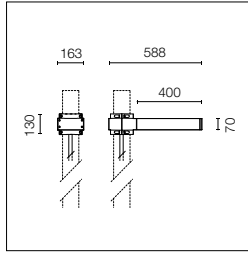
- Non Dimmable
- FA53905406
 - FA53905433
- 1-10V
- FA53905406-310
 - FA53905433-310
- Dali
- FA53905406-300
 - FA53905433-300

4000K

- Non Dimmable
- FA53905306
 - FA53905333
- 1-10V
- FA53905306-310
 - FA53905333-310
- Dali
- FA53905306-300
 - FA53905333-300



@ 3000K



Sorgente a LED inclusa. Alimentazione elettrica 220-240V ON/OFF e dimmerabile 1-10V o DALI integrata. Staffa di fissaggio inclusa. Dotato di spezzone di cavo uscente in neoprene 400 mm e connettore IP68. Attacco singolo per pali diametro 102mm, palo da ordinare separatamente. Versione Smart- City a richiesta.

LED source included. Integrated power supply 220-240V ON/OFF and dimmable 1-10V or DALI. Fixing bracket included. Equipped with a 400mm protruding neoprene cable section and IP68 connectors. Smart-City version available upon request. Single socket for 102mm diameter post. The post must be ordered separately. Smart-City version available upon request.

2200K disponibile su richiesta.

2200K available on request.

Optic 120° (Wide Spaces - Public Areas - Parking Areas)

Power Led: 39W - 4122 lm ≠ OUTPUT 3389 lm - 2700K/CRI 80 - 220÷240V / 39W - 4416 lm ≠ OUTPUT 3631 lm - 3000K/CRI 80 - 220÷240V / 39W - 4563 lm ≠ OUTPUT 3752 lm - 4000K/CRI 80 - 220÷240V

2700K

Non Dimmable

- FA53909006
- FA53909033
- 1-10V
- FA53909006-310
- FA53909033-310
- Dali
- FA53909006-300
- FA53909033-300

3000K

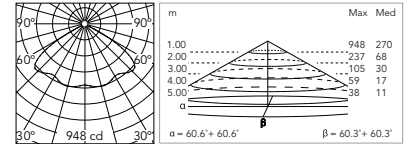
Non Dimmable

- FA53905706
- FA53905733
- 1-10V
- FA53905706-310
- FA53905733-310
- Dali
- FA53905706-300
- FA53905733-300

4000K

Non Dimmable

- FA53905606
- FA53905633
- 1-10V
- FA53905606-310
- FA53905633-310
- Dali
- FA53905606-300
- FA53905633-300



@ 3000K

Asymmetric Optic

Power Led: 39W - 4122 lm ≠ OUTPUT 3173 lm - 2700K/CRI 80 - 220÷240V / 39W - 4416 lm ≠ OUTPUT 3400 lm - 3000K/CRI 80 - 220÷240V / 39W - 4563 lm ≠ OUTPUT 3513 lm - 4000K/CRI 80 - 220÷240V

2700K

Non Dimmable

- FA53913606
- FA53913633
- 1-10V
- FA53913606-310
- FA53913633-310
- Dali
- FA53913606-300
- FA53913633-300

3000K

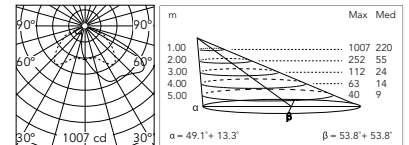
Non Dimmable

- FA53915406
- FA53915433
- 1-10V
- FA53915406-310
- FA53915433-310
- Dali
- FA53915406-300
- FA53915433-300

4000K

Non Dimmable

- FA53917206
- FA53917233
- 1-10V
- FA53917206-310
- FA53917233-310
- Dali
- FA53917206-300
- FA53917233-300



@ 3000K

Street Light Optic

Power Led: 39W - 4122 lm ≠ OUTPUT 3102 lm - 2700K/CRI 80 - 220÷240V / 39W - 4416 lm ≠ OUTPUT 3323 lm - 3000K/CRI 80 - 220÷240V / 39W - 4563 lm ≠ OUTPUT 3434 lm - 4000K/CRI 80 - 220÷240V

2700K

Non Dimmable

- FA53909206
- FA53909233
- 1-10V
- FA53909206-310
- FA53909233-310
- Dali
- FA53909206-300
- FA53909233-300

3000K

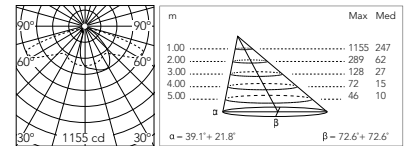
Non Dimmable

- FA53906006
- FA53906033
- 1-10V
- FA53906006-310
- FA53906033-310
- Dali
- FA53906006-300
- FA53906033-300

4000K

Non Dimmable

- FA53905906
- FA53905933
- 1-10V
- FA53905906-310
- FA53905933-310
- Dali
- FA53905906-300
- FA53905933-300



@ 3000K

Street Light Optic (Foot and Cycle Paths)

Power Led: 39W - 4122 lm ≠ OUTPUT 3130 lm - 2700K/CRI 80 - 220÷240V / 39W - 4416 lm ≠ OUTPUT 3354 lm - 3000K/CRI 80 - 220÷240V / 39W - 4563 lm ≠ OUTPUT 3466 lm - 4000K/CRI 80 - 220÷240V

2700K

Non Dimmable

- FA53909406
- FA53909433
- 1-10V
- FA53909406-310
- FA53909433-310
- Dali
- FA53909406-300
- FA53909433-300

3000K

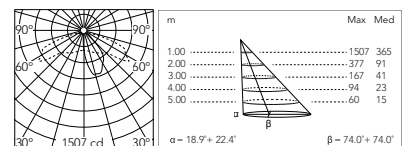
Non Dimmable

- FA53906306
- FA53906333
- 1-10V
- FA53906306-310
- FA53906333-310
- Dali
- FA53906306-300
- FA53906333-300

4000K

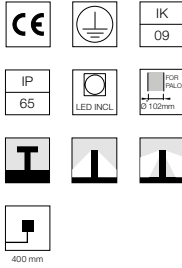
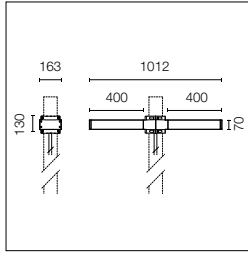
Non Dimmable

- FA53906206
- FA53906233
- 1-10V
- FA53906206-310
- FA53906233-310
- Dali
- FA53906206-300
- FA53906233-300



@ 3000K

Dooku 400 - Double Top Pole ø102



Sorgente a LED inclusa. Alimentazione elettrica 220-240V ON/OFF e dimmerabile 1-10V o DALI integrata. Staffa di fissaggio inclusa. Dotato di spezzone di cavo uscente in neoprene 400 mm e connettore IP68. Attacco doppio per pali diametro 102 mm, palo da ordinare separatamente. Versione Smart-City a richiesta.

LED source included. Integrated power supply 220-240V ON/OFF and dimmable 1-10V or DALI. Fixing bracket included. Equipped with a 400mm protruding neoprene cable section and IP68 connectors. Double socket for 102mm diameter post. The post must be ordered separately. Smart-City version available upon request.

2200K disponibile su richiesta.

2200K available on request.

Optic 120° (Wide Spaces - Public Areas - Parking Areas)

Power Led: 39W - 2x4122 lm ≠ OUTPUT 2x3389 lm - 2700K/CRI 80 - 220÷240V / 39W - 2x4416 lm ≠ OUTPUT 2x3631 lm - 3000K/CRI 80 - 220÷240V / 39W - 2x4563 lm ≠ OUTPUT 2x3752 lm - 4000K/CRI 80 - 220÷240V

2700K

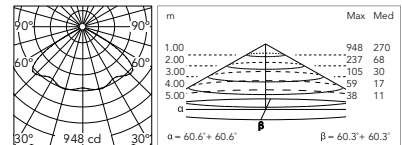
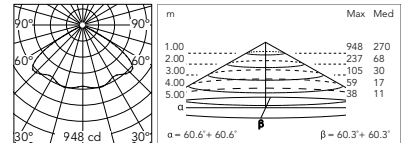
- Non Dimmable
- FA53909606
- FA53909633
- 1-10V
- FA53909606-310
- FA53909633-310
- Dali
- FA53909606-300
- FA53909633-300

3000K

- Non Dimmable
- FA53906606
- FA53906633
- 1-10V
- FA53906606-310
- FA53906633-310
- Dali
- FA53906606-300
- FA53906633-300

4000K

- Non Dimmable
- FA53906506
- FA53906533
- 1-10V
- FA53906506-310
- FA53906533-310
- Dali
- FA53906506-300
- FA53906533-300



@ 3000K

Asymmetric Optic

Power Led: 39W - 2x4122 lm ≠ OUTPUT 2x3173 lm - 2700K/CRI 80 - 220÷240V / 39W - 2x4416 lm ≠ OUTPUT 2x3400 lm - 3000K/CRI 80 - 220÷240V / 39W - 2x4563 lm ≠ OUTPUT 2x3513 lm - 4000K/CRI 80 - 220÷240V

2700K

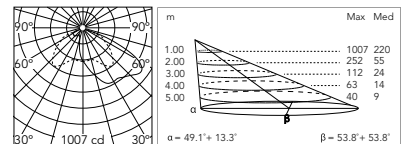
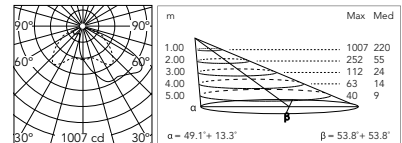
- Non Dimmable
- FA53913806
- FA53913833
- 1-10V
- FA53913806-310
- FA53913833-310
- Dali
- FA53913806-300
- FA53913833-300

3000K

- Non Dimmable
- FA53915606
- FA53915633
- 1-10V
- FA53915606-310
- FA53915633-310
- Dali
- FA53915606-300
- FA53915633-300

4000K

- Non Dimmable
- FA53917406
- FA53917433
- 1-10V
- FA53917406-310
- FA53917433-310
- Dali
- FA53917406-300
- FA53917433-300



@ 3000K

Street Light Optic

Power Led: 39W - 2x4122 lm ≠ OUTPUT 2x3102 lm - 2700K/CRI 80 - 220÷240V / 39W - 2x4416 lm ≠ OUTPUT 2x3323 lm - 3000K/CRI 80 - 220÷240V / 39W - 2x4563 lm ≠ OUTPUT 2x3434 lm - 4000K/CRI 80 - 220÷240V

2700K

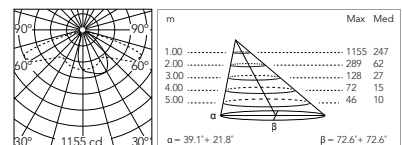
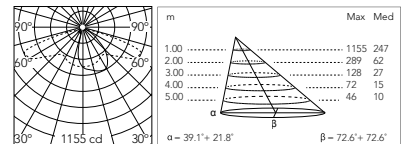
- Non Dimmable
- FA53909806
- FA53909833
- 1-10V
- FA53909806-310
- FA53909833-310
- Dali
- FA53909806-300
- FA53909833-300

3000K

- Non Dimmable
- FA53906806
- FA53906833
- 1-10V
- FA53906806-310
- FA53906833-310
- Dali
- FA53906806-300
- FA53906833-300

4000K

- Non Dimmable
- FA53906806
- FA53906833
- 1-10V
- FA53906806-310
- FA53906833-310
- Dali
- FA53906806-300
- FA53906833-300



@ 3000K

Street Light Optic (Foot and Cycle Paths)

Power Led: 39W - 2x4122 lm ≠ OUTPUT 2x3130 lm - 2700K/CRI 80 - 220÷240V / 39W - 2x4416 lm ≠ OUTPUT 2x3354 lm - 3000K/CRI 80 - 220÷240V / 39W - 2x4563 lm ≠ OUTPUT 2x3466 lm - 4000K/CRI 80 - 220÷240V

2700K

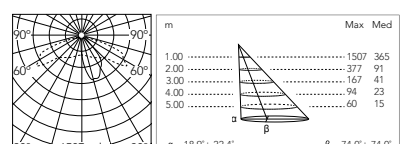
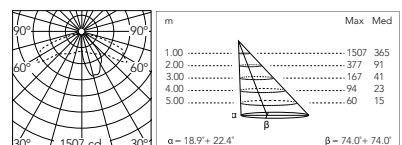
- Non Dimmable
- FA53910006
- FA53910033
- 1-10V
- FA53910006-310
- FA53910033-310
- Dali
- FA53910006-300
- FA53910033-300

3000K

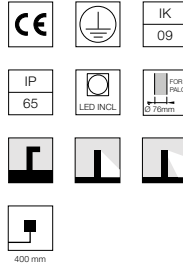
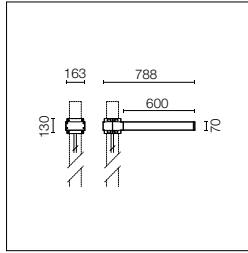
- Non Dimmable
- FA53907206
- FA53907233
- 1-10V
- FA53907206-310
- FA53907233-310
- Dali
- FA53907206-300
- FA53907233-300

4000K

- Non Dimmable
- FA53907106
- FA53907133
- 1-10V
- FA53907106-310
- FA53907133-310
- Dali
- FA53907106-300
- FA53907133-300



@ 3000K



Sorgente a LED inclusa. Alimentazione elettrica 220-240V ON/OFF e dimmerabile 1-10V o DALI integrata. Staffa di fissaggio inclusa. Dotato di spezzone di cavo uscente in neoprene 400 mm e connettore IP68. Attacco singolo per pali diametro 76mm, palo da ordinare separatamente. Versione Smart- City a richiesta.

LED source included. Integrated power supply 220-240V ON/OFF and dimmable 1-10V or DALI. Fixing bracket included. Equipped with a 400mm protruding neoprene cable section and IP68 connectors. Smart-City version available upon request. Single socket for 76mm diameter post. The post must be ordered separately. Smart-City version available upon request.

2200K disponibile su richiesta.

2200K available on request.

Optic 120° (Wide Spaces - Public Areas - Parking Areas)

Power Led: 78W - 8243 lm ≠ OUTPUT 6779 lm - 2700K/CRI 80 - 220÷240V / 78W - 8832 lm ≠ OUTPUT 7263 lm - 3000K/CRI 80 - 220÷240V / 78W - 9126 lm ≠ OUTPUT 7505 lm - 4000K/CRI 80 - 220÷240V

2700K

Non Dimmable

- FA53910206
- FA53910233
- 1-10V
- FA53910206-310
- FA53910233-310
- Dali
- FA53910206-300
- FA53910233-300

3000K

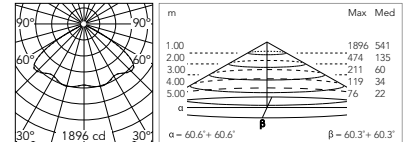
Non Dimmable

- FA53900306
- FA53900333
- 1-10V
- FA53900306-310
- FA53900333-310
- Dali
- FA53900306-300
- FA53900333-300

4000K

Non Dimmable

- FA53900206
- FA53900233
- 1-10V
- FA53900206-310
- FA53900233-310
- Dali
- FA53900206-300
- FA53900233-300



@ 3000K

Asymmetric Optic

Power Led: 78W - 8243 lm ≠ OUTPUT 6347 lm - 2700K/CRI 80 - 220÷240V / 78W - 8832 lm ≠ OUTPUT 6800 lm - 3000K/CRI 80 - 220÷240V / 78W - 9126 lm ≠ OUTPUT 7027 lm - 4000K/CRI 80 - 220÷240V

2700K

Non Dimmable

- FA53914006
- FA53914033
- 1-10V
- FA53914006-310
- FA53914033-310
- Dali
- FA53914006-300
- FA53914033-300

3000K

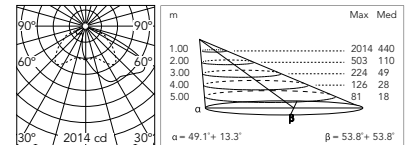
Non Dimmable

- FA53915806
- FA53915833
- 1-10V
- FA53915806-310
- FA53915833-310
- Dali
- FA53915806-300
- FA53915833-300

4000K

Non Dimmable

- FA53917606
- FA53917633
- 1-10V
- FA53917606-310
- FA53917633-310
- Dali
- FA53917606-300
- FA53917633-300



@ 3000K

Street Light Optic

Power Led: 78W - 8243 lm ≠ OUTPUT 6203 lm - 2700K/CRI 80 - 220÷240V / 78W - 8832 lm ≠ OUTPUT 6646 lm - 3000K/CRI 80 - 220÷240V / 78W - 9126 lm ≠ OUTPUT 6868 lm - 4000K/CRI 80 - 220÷240V

2700K

Non Dimmable

- FA53910406
- FA53910433
- 1-10V
- FA53910406-310
- FA53910433-310
- Dali
- FA53910406-300
- FA53910433-300

3000K

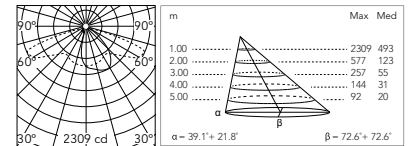
Non Dimmable

- FA53900606
- FA53900633
- 1-10V
- FA53900606-310
- FA53900633-310
- Dali
- FA53900606-300
- FA53900633-300

4000K

Non Dimmable

- FA53900506
- FA53900533
- 1-10V
- FA53900506-310
- FA53900533-310
- Dali
- FA53900506-300
- FA53900533-300



@ 3000K

Street Light Optic (Foot and Cycle Paths)

Power Led: 78W - 8243 lm ≠ OUTPUT 6261 lm - 2700K/CRI 80 - 220÷240V / 78W - 8832 lm ≠ OUTPUT 6708 lm - 3000K/CRI 80 - 220÷240V / 78W - 9126 lm ≠ OUTPUT 6932 lm - 4000K/CRI 80 - 220÷240V

2700K

Non Dimmable

- FA53910606
- FA53910633
- 1-10V
- FA53910606-310
- FA53910633-310
- Dali
- FA53910606-300
- FA53910633-300

3000K

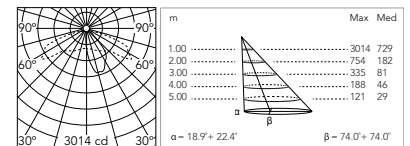
Non Dimmable

- FA53900906
- FA53900933
- 1-10V
- FA53900906-310
- FA53900933-310
- Dali
- FA53900906-300
- FA53900933-300

4000K

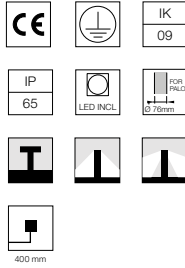
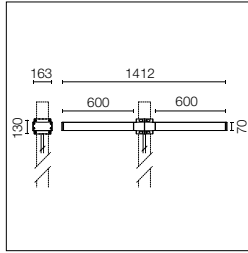
Non Dimmable

- FA53900806
- FA53900833
- 1-10V
- FA53900806-310
- FA53900833-310
- Dali
- FA53900806-300
- FA53900833-300



@ 3000K

Dooku 600 - Double Top Pole ø76



Sorgente a LED inclusa. Alimentazione elettrica 220-240V ON/OFF e dimmerabile 1-10V o DALI integrata. Staffa di fissaggio inclusa. Dotato di spezzone di cavo uscente in neoprene 400 mm e connettore IP68. Attacco doppio per pali diametro 76 mm, palo da ordinare separatamente. Versione Smart-City a richiesta.

LED source included. Integrated power supply 220-240V ON/OFF and dimmable 1-10V or DALI. Fixing bracket included. Equipped with a 400mm protruding neoprene cable section and IP68 connectors. Double socket for 76mm diameter post. The post must be ordered separately. Smart-City version available upon request.

2200K disponibile su richiesta.

2200K available on request.

Optic 120° (Wide Spaces - Public Areas - Parking Areas)

Power Led: 78W - 2x8243 lm ≠ OUTPUT 2x6779 lm - 2700K/CRI 80 - 220÷240V / 78W - 2x8832 lm ≠ OUTPUT 2x7263 lm - 3000K/CRI 80 - 220÷240V / 78W - 2x9126 lm ≠ OUTPUT 2x7505 lm - 4000K/CRI 80 - 220÷240V

2700K

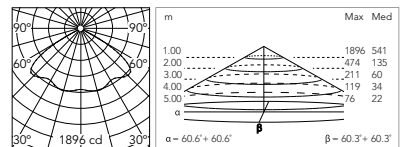
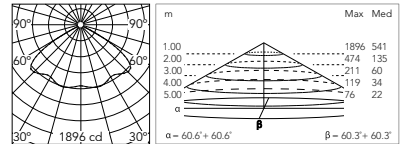
- Non Dimmable
- FA53910806
 - FA53910833
- 1-10V
- FA53910806-310
 - FA53910833-310
- Dali
- FA53910806-300
 - FA53910833-300

3000K

- Non Dimmable
- FA53901206
 - FA53901233
- 1-10V
- FA53901206-310
 - FA53901233-310
- Dali
- FA53901206-300
 - FA53901233-300

4000K

- Non Dimmable
- FA53901106
 - FA53901133
- 1-10V
- FA53901106-310
 - FA53901133-310
- Dali
- FA53901106-300
 - FA53901133-300



@ 3000K

Asymmetric Optic

Power Led: 78W - 2x8243 lm ≠ OUTPUT 2x6347 lm - 2700K/CRI 80 - 220÷240V / 78W - 2x8832 lm ≠ OUTPUT 2x6800 lm - 3000K/CRI 80 - 220÷240V / 78W - 2x9126 lm ≠ OUTPUT 2x7027 lm - 4000K/CRI 80 - 220÷240V

2700K

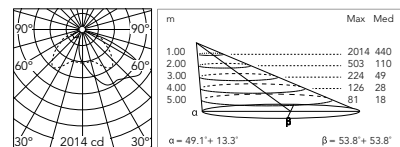
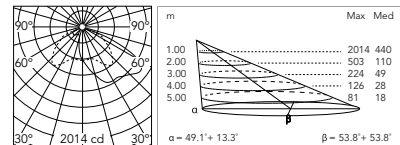
- Non Dimmable
- FA53914206
 - FA53914233
- 1-10V
- FA53914206-310
 - FA53914233-310
- Dali
- FA53914206-300
 - FA53914233-300

3000K

- Non Dimmable
- FA53916006
 - FA53916033
- 1-10V
- FA53916006-310
 - FA53916033-310
- Dali
- FA53916006-300
 - FA53916033-300

4000K

- Non Dimmable
- FA53917806
 - FA53917833
- 1-10V
- FA53917806-310
 - FA53917833-310
- Dali
- FA53917806-300
 - FA53917833-300



@ 3000K

Street Light Optic

Power Led: 78W - 2x8243 lm ≠ OUTPUT 2x6203 lm - 2700K/CRI 80 - 220÷240V / 78W - 2x8832 lm ≠ OUTPUT 2x6646 lm - 3000K/CRI 80 - 220÷240V / 78W - 2x9126 lm ≠ OUTPUT 2x6868 lm - 4000K/CRI 80 - 220÷240V

2700K

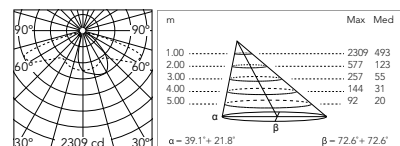
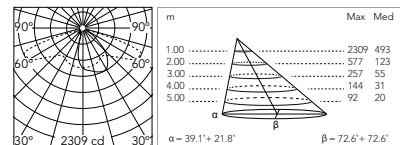
- Non Dimmable
- FA53911006
 - FA53911033
- 1-10V
- FA53911006-310
 - FA53911033-310
- Dali
- FA53911006-300
 - FA53911033-300

3000K

- Non Dimmable
- FA53901506
 - FA53901533
- 1-10V
- FA53901506-310
 - FA53901533-310
- Dali
- FA53901506-300
 - FA53901533-300

4000K

- Non Dimmable
- FA53901406
 - FA53901433
- 1-10V
- FA53901406-310
 - FA53901433-310
- Dali
- FA53901406-300
 - FA53901433-300



@ 3000K

Street Light Optic (Foot and Cycle Paths)

Power Led: 78W - 2x8243 lm ≠ OUTPUT 2x6261 lm - 2700K/CRI 80 - 220÷240V / 78W - 2x8832 lm ≠ OUTPUT 2x6708 lm - 3000K/CRI 80 - 220÷240V / 78W - 2x9126 lm ≠ OUTPUT 2x6932 lm - 4000K/CRI 80 - 220÷240V

2700K

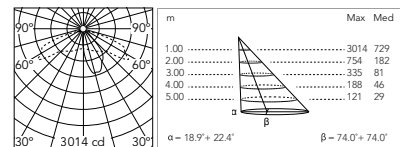
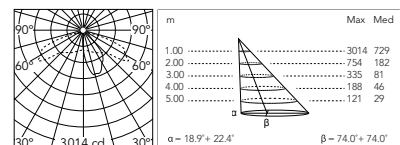
- Non Dimmable
- FA53911206
 - FA53911233
- 1-10V
- FA53911206-310
 - FA53911233-310
- Dali
- FA53911206-300
 - FA53911233-300

3000K

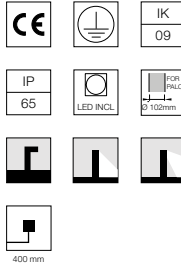
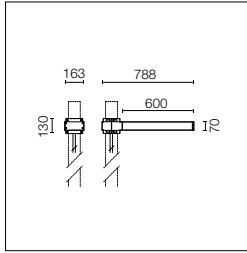
- Non Dimmable
- FA53901806
 - FA53901833
- 1-10V
- FA53901806-310
 - FA53901833-310
- Dali
- FA53901806-300
 - FA53901833-300

4000K

- Non Dimmable
- FA53901706
 - FA53901733
- 1-10V
- FA53901706-310
 - FA53901733-310
- Dali
- FA53901706-300
 - FA53901733-300



@ 3000K



Sorgente a LED inclusa. Alimentazione elettrica 220-240V ON/OFF e dimmerabile 1-10V o DALI integrata. Staffa di fissaggio inclusa. Dotato di spezzone di cavo uscente in neoprene 400 mm e connettore IP68. Attacco singolo per pali diametro 102mm, palo da ordinare separatamente. Versione Smart- City a richiesta.

LED source included. Integrated power supply 220-240V ON/OFF and dimmable 1-10V or DALI. Fixing bracket included. Equipped with a 400mm protruding neoprene cable section and IP68 connectors. Smart-City version available upon request. Single socket for 102mm diameter post. The post must be ordered separately. Smart-City version available upon request.

2200K disponibile su richiesta.

2200K available on request.

Optic 120° (Wide Spaces - Public Areas - Parking Areas)

Power Led: 78W - 8243 lm ≠ OUTPUT 6779 lm - 2700K/CRI 80 - 220÷240V / 78W - 8832 lm ≠ OUTPUT 7263 lm - 3000K/CRI 80 - 220÷240V / 78W - 9126 lm ≠ OUTPUT 7505 lm - 4000K/CRI 80 - 220÷240V

2700K

Non Dimmable

- FA53911406
- FA53911433
- 1-10V
- FA53911406-310
- FA53911433-310
- Dali
- FA53911406-300
- FA53911433-300

3000K

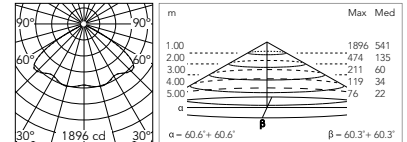
Non Dimmable

- FA53902106
- FA53902133
- 1-10V
- FA53902106-310
- FA53902133-310
- Dali
- FA53902106-300
- FA53902133-300

4000K

Non Dimmable

- FA53902006
- FA53902033
- 1-10V
- FA53902006-310
- FA53902033-310
- Dali
- FA53902006-300
- FA53902033-300



@ 3000K

Asymmetric Optic

Power Led: 78W - 8243 lm ≠ OUTPUT 6347 lm - 2700K/CRI 80 - 220÷240V / 78W - 8832 lm ≠ OUTPUT 6800 lm - 3000K/CRI 80 - 220÷240V / 78W - 9126 lm ≠ OUTPUT 7027 lm - 4000K/CRI 80 - 220÷240V

2700K

Non Dimmable

- FA53914406
- FA53914433
- 1-10V
- FA53914406-310
- FA53914433-310
- Dali
- FA53914406-300
- FA53914433-300

3000K

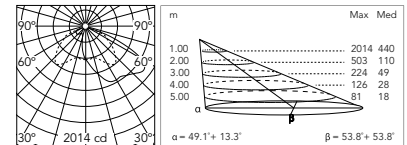
Non Dimmable

- FA53916206
- FA53916233
- 1-10V
- FA53916206-310
- FA53916233-310
- Dali
- FA53916206-300
- FA53916233-300

4000K

Non Dimmable

- FA53918006
- FA53918033
- 1-10V
- FA53918006-310
- FA53918033-310
- Dali
- FA53918006-300
- FA53918033-300



@ 3000K

Street Light Optic

Power Led: 78W - 8243 lm ≠ OUTPUT 6203 lm - 2700K/CRI 80 - 220÷240V / 78W - 8832 lm ≠ OUTPUT 6646 lm - 3000K/CRI 80 - 220÷240V / 78W - 9126 lm ≠ OUTPUT 6868 lm - 4000K/CRI 80 - 220÷240V

2700K

Non Dimmable

- FA53911606
- FA53911633
- 1-10V
- FA53911606-310
- FA53911633-310
- Dali
- FA53911606-300
- FA53911633-300

3000K

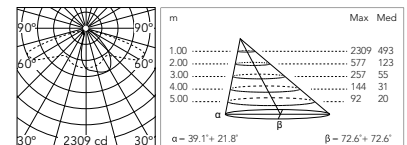
Non Dimmable

- FA53902406
- FA53902433
- 1-10V
- FA53902406-310
- FA53902433-310
- Dali
- FA53902406-300
- FA53902433-300

4000K

Non Dimmable

- FA53902306
- FA53902333
- 1-10V
- FA53902306-310
- FA53902333-310
- Dali
- FA53902306-300
- FA53902333-300



@ 3000K

Street Light Optic (Foot and Cycle Paths)

Power Led: 78W - 8243 lm ≠ OUTPUT 6261 lm - 2700K/CRI 80 - 220÷240V / 78W - 8832 lm ≠ OUTPUT 6708 lm - 3000K/CRI 80 - 220÷240V / 78W - 9126 lm ≠ OUTPUT 6932 lm - 4000K/CRI 80 - 220÷240V

2700K

Non Dimmable

- FA53911806
- FA53911833
- 1-10V
- FA53911806-310
- FA53911833-310
- Dali
- FA53911806-300
- FA53911833-300

3000K

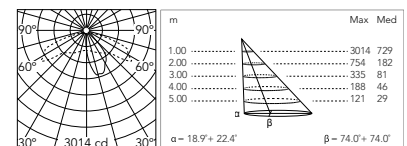
Non Dimmable

- FA53902706
- FA53902733
- 1-10V
- FA53902706-310
- FA53902733-310
- Dali
- FA53902706-300
- FA53902733-300

4000K

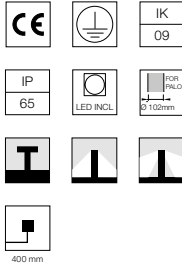
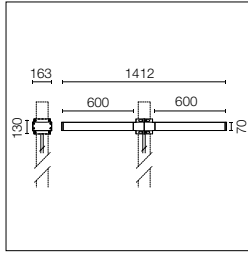
Non Dimmable

- FA53902606
- FA53902633
- 1-10V
- FA53902606-310
- FA53902633-310
- Dali
- FA53902606-300
- FA53902633-300



@ 3000K

Dooku 600 - Double Top Pole ø102



Sorgente a LED inclusa. Alimentazione elettrica 220-240V ON/OFF e dimmerabile 1-10V o DALI integrata. Staffa di fissaggio inclusa. Dotato di spezzone di cavo uscente in neoprene 400 mm e connettore IP68. Attacco doppio per pali diametro 102 mm, palo da ordinare separatamente. Versione Smart-City a richiesta.

LED source included. Integrated power supply 220-240V ON/OFF and dimmable 1-10V or DALI. Fixing bracket included. Equipped with a 400mm protruding neoprene cable section and IP68 connectors. Double socket for 102mm diameter post. The post must be ordered separately. Smart-City version available upon request.

2200K disponibile su richiesta.

2200K available on request.

Optic 120° (Wide Spaces - Public Areas - Parking Areas)

Power Led: 78W - 2x8243 lm ≠ OUTPUT 2x6779 lm - 2700K/CRI 80 - 220÷240V / 78W - 2x8832 lm ≠ OUTPUT 2x7263 lm - 3000K/CRI 80 - 220÷240V / 78W - 2x9126 lm ≠ OUTPUT 2x7505 lm - 4000K/CRI 80 - 220÷240V

2700K

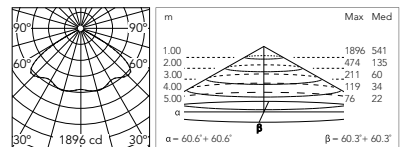
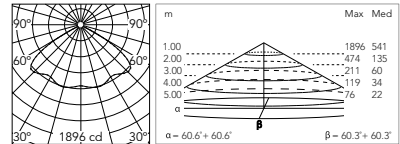
- Non Dimmable
- FA53912006
- FA53912033
- 1-10V
- FA53912006-310
- FA53912033-310
- Dali
- FA53912006-300
- FA53912033-300

3000K

- Non Dimmable
- FA53903006
- FA53903033
- 1-10V
- FA53903006-310
- FA53903033-310
- Dali
- FA53903006-300
- FA53903033-300

4000K

- Non Dimmable
- FA53902906
- FA53902933
- 1-10V
- FA53902906-310
- FA53902933-310
- Dali
- FA53902906-300
- FA53902933-300



@ 3000K

Asymmetric Optic

Power Led: 78W - 2x8243 lm ≠ OUTPUT 2x6347 lm - 2700K/CRI 80 - 220÷240V / 78W - 2x8832 lm ≠ OUTPUT 2x6800 lm - 3000K/CRI 80 - 220÷240V / 78W - 2x9126 lm ≠ OUTPUT 2x7027 lm - 4000K/CRI 80 - 220÷240V

2700K

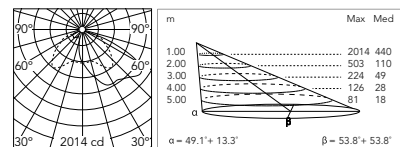
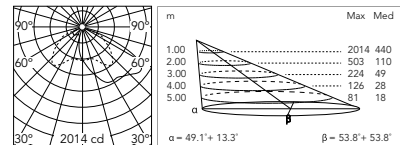
- Non Dimmable
- FA53914606
- FA53914633
- 1-10V
- FA53914606-310
- FA53914633-310
- Dali
- FA53914606-300
- FA53914633-300

3000K

- Non Dimmable
- FA53916406
- FA53916433
- 1-10V
- FA53916406-310
- FA53916433-310
- Dali
- FA53916406-300
- FA53916433-300

4000K

- Non Dimmable
- FA53918206
- FA53918233
- 1-10V
- FA53918206-310
- FA53918233-310
- Dali
- FA53918206-300
- FA53918233-300



@ 3000K

Street Light Optic

Power Led: 78W - 2x8243 lm ≠ OUTPUT 2x6203 lm - 2700K/CRI 80 - 220÷240V / 78W - 2x8832 lm ≠ OUTPUT 2x6646 lm - 3000K/CRI 80 - 220÷240V / 78W - 2x9126 lm ≠ OUTPUT 2x6868 lm - 4000K/CRI 80 - 220÷240V

2700K

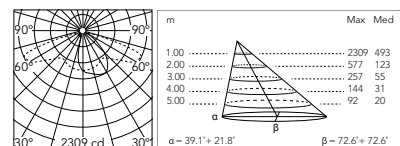
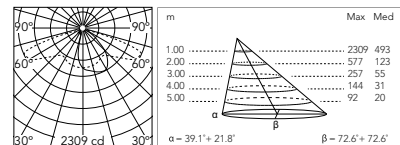
- Non Dimmable
- FA53912206
- FA53912233
- 1-10V
- FA53912206-310
- FA53912233-310
- Dali
- FA53912206-300
- FA53912233-300

3000K

- Non Dimmable
- FA53903306
- FA53903333
- 1-10V
- FA53903306-310
- FA53903333-310
- Dali
- FA53903306-300
- FA53903333-300

4000K

- Non Dimmable
- FA53903206
- FA53903233
- 1-10V
- FA53903206-310
- FA53903233-310
- Dali
- FA53903206-300
- FA53903233-300



@ 3000K

Street Light Optic (Foot and Cycle Paths)

Power Led: 78W - 2x8243 lm ≠ OUTPUT 2x6261 lm - 2700K/CRI 80 - 220÷240V / 78W - 2x8832 lm ≠ OUTPUT 2x6708 lm - 3000K/CRI 80 - 220÷240V / 78W - 2x9126 lm ≠ OUTPUT 2x6932 lm - 4000K/CRI 80 - 220÷240V

2700K

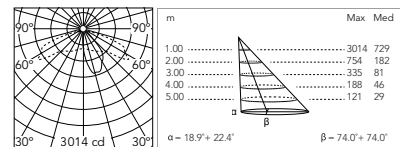
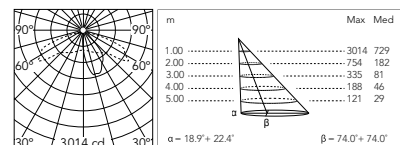
- Non Dimmable
- FA53912406
- FA53912433
- 1-10V
- FA53912406-310
- FA53912433-310
- Dali
- FA53912406-300
- FA53912433-300

3000K

- Non Dimmable
- FA53903606
- FA53903633
- 1-10V
- FA53903606-310
- FA53903633-310
- Dali
- FA53903606-300
- FA53903633-300

4000K

- Non Dimmable
- FA53903506
- FA53903533
- 1-10V
- FA53903506-310
- FA53903533-310
- Dali
- FA53903506-300
- FA53903533-300



@ 3000K

Dooku / Ø 76mm - Poles

Con Base e Portella con Morsettiera.

With Base and Access Door .
With Terminal Block 4x1,5-16mmq.



H 3500mm

- FA24806
- FA24833

H 4500mm

- FA24906
- FA24933

Da Interrare (+500 mm Interrati) e Portella con Morsettiera

In-Ground (+500 mm Root) With Access Door
With Terminal Block 4x1,5-16mmq



H 3500mm

- FA25006
- FA25033

H 4500mm

- FA25106
- FA25133

Dooku / Ø 102mm - Poles

Con Base e Portella con Morsettiera.

With Base and Access Door .
With Terminal Block 4x1,5-16mmq.



H 4000mm


- FA414006
- FA414033

H 5000mm

- FA415006
- FA415033

Da Interrare (+500 mm Interrati) e Portella con Morsettiera

In-Ground (+500 mm Root) With Access Door
With Terminal Block 4x1,5-16mmq



H 4000mm

- FA414506
- FA414533

H 5000mm

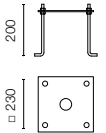
- FA415506
- FA415533

Dooku: Accessori / Accessories

Piastra tirafondi.

Base plate with bolt.

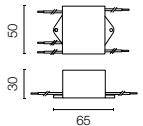
FA116



Dispositivo di protezione per il sovraccarico. 275Vac. Corrente massima di scarica 10KA (8/29µs). Massima corrente operativa 5A. Adatto per la connessione in serie. IP66.

Surge protection device. 275Vac. Maximum discharge current 10KA (8/20µs). Maximum operating current 5A. Suitable for series connection. IP66.

F990E00A000



Classi di isolamento delle lampade / Luminaires classification



Classe I: lampada la cui protezione contro la scarica elettrica non si basa solo sull'isolamento di base dell'apparecchio, ma su un ulteriore sistema di sicurezza che consiste nel collegamento dei componenti conduttivi accessibili a un conduttore di sicurezza (messa a terra) facente parte dell'impianto elettrico fisso.

Class I: Luminaire in which protection against electrical shocks is not just based on the basic insulation but also on an additional safety precautions consisting of connecting the accesible conductive parts to a safety conductor (earth).



Classe II: Lampada la cui protezione contro la scarica elettrica non si basa solo sull'isolamento di base dell'apparecchio, ma su un ulteriore misura di sicurezza che consiste in un doppio isolamento rinforzato senza dispositivi per la messa a terra.

Class II: Luminaire in which protection against electrical shocks is not just based on the basic insulation but also on an additional safety precautions consisting of double reinforced insulation without conductive parts to a safety conductor (earth).



Classe III: Lampada la cui protezione contro la scarica elettrica si basa su un sistema a bassissima tensione, che non viene mai superata. Una lampada di Classe III non deve mai essere fornita con la messa a terra.

Class III: Luminaire in which protection against electrical shocks is based on the very low safety supply voltage and no voltages are produced higher than this. A Class III luminaire must never be provided with earthing.

Omologazioni / Homologations



Tutte le lampade prodotte e presentate in questo programma sono state realizzate in conformità con la Norma Europea EN 60 598 e sono pertanto conformi ai requisiti definiti nella Direttiva CEE 73/23 (Direttiva di Bassa Tensione). La loro realizzazione garantisce anche la conformità alla Direttiva 89/336 per quanto concerne la Compatibilità Elettromagnetica. Tutti i prodotti rientranti nel campo di applicazione delle suddette Direttive riportano la marcatura CE, che ne attesta la conformità ai relativi requisiti.

All lamps manufactured and illustrated in this catalog comply with European Standard EN 60 598 and consequently meet the requirements set forth in Directive 73/23 EEC (Low Voltage Directive). They also comply with Directive 89/336 covering electromagnetic compatibility. All products falling under the scope of the above-mentioned Directives bear the CE mark as proof of their compliance with the respective requirements.



La presenza del marchio ENEC sul prodotto conferma l'adempimento della Normativa Europea e garantisce l'affidabilità del sistema organizzativo e produttivo responsabile della fabbricazione del prodotto, attraverso un ente di certificazione accreditato. Il marchio ENEC conferma il nostro impegno ed è la migliore garanzia in tema di sicurezza e qualità di tutti i nostri prodotti.

The ENEC mark on the product stands for the compliance of European Standard as well as a trustworthy organisation and product system and is guaranteed by an accredited certification body. This agreed mark stands for our engagement and represents the best guarantee in security and quality matter of our products.



L'Associazione Spagnola di Normalizzazione e Certificazione AENOR certifica che il Sistema di garanzia di qualità adottato dalla Antares Iluminación S. A. soddisfa i requisiti della Norma Europea EN ISO 9001: Sistema di Qualità.

The Spanish Association for Standards and Certification AENOR, certifies that quality assurance system adopted by Antares Iluminación, S.A. complies with the requirements of the standard UNE-EN ISO-9001 Quality Systems.

IP 20	Indice di protezione contro la penetrazione di corpi solidi e di liquidi.	Protection degree offered by the fixture to the ingress of solids and liquids.
IP 20	1a cifra, protezione contro la penetrazione dei corpi solidi: 0 Nessuna protezione - 1 Protezione contro i corpi solidi di dimensioni superiori a 50mm - 2 Protezione contro i corpi solidi di dimensioni superiori a 12mm - 3 Protezione contro i corpi solidi di dimensioni superiori a 2,5mm - 4 Protezione contro i corpi solidi di dimensioni superiori a 1mm - 5 Protezione contro la polvere - 6 Totalmente protetto contro la polvere.	1st figure, protection against penetration by solid bodies: 0 No protection - 1 Protected against solid bodies over 50 mm in diameter - 2 Protected against solid bodies over 12 mm in diameter - 3 Protected against solid bodies over 2,5 mm in diameter - 4 Protected against solid bodies over 1 mm in diameter - 5 Protected against dust - 6 Fully protected against dust.
IP 20	2a cifra, protezione contro l'infiltrazione di acqua: 0 Nessuna protezione - 1 Protezione contro la caduta in verticale di gocce d'acqua - 2 Protezione contro la caduta in verticale di gocce d'acqua con angolo di inclinazione max di 15° - 3 Protezione contro la caduta in verticale di gocce d'acqua con angolo di inclinazione max di 60° - 4 Protezione contro gli spruzzi d'acqua - 5 Protezione contro i getti d'acqua - 6 Protezione contro le ondate d'acqua - 7 Protezione contro l'immersione - 8 Protezione contro l'immersione prolungata.	2nd figure, protection against penetration by water: 0 No protection - 1 Protected against drops of water falling vertically - 2 Protected against drops of water at a max. inclination of 15 degrees - 3 Protected against drops of water at a max. inclination of 60 degrees - 4 Protected against splashed of water - 5 Protected against jets of water - 6 Protected against waves - 7 Protected against immersion - 8 Protected against long term immersion.

Simbologia / Pictography




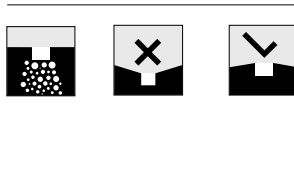
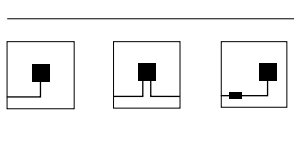
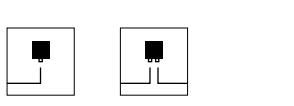
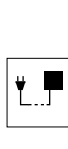

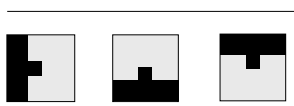

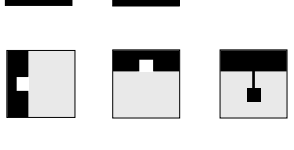
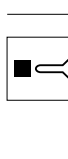
In conformità con quanto previsto dal Regolamento 874/2012/EU, integrazione della Direttiva 2010/30/UE e relativo all'etichettatura indicante il consumo d'energia delle lampade elettriche e la compatibilità degli apparecchi di illuminazione con le diverse fonti luminose (integrate o con questi compatibili), Flos S.p.A. ha inserito le etichette richieste, in formato elettronico, sul proprio sito (www.flos.com) nell'area relativa ai prodotti.

Le modalità per scaricare le etichette, nelle diverse lingue previste a livello comunitario, sono le seguenti: • Selezionare la collezione/il prodotto di interesse (per esempio <http://www.flos.com/decorative/en/products/floor/Arco>) • Cliccare "Vedi scheda tecnica" • Cliccare "Print Energy Label" • Selezionare la lingua e stampare l'etichetta.

In accordance with the provisions of Regulation 874/2012/EU and integration of the Directive 2010/30/EU concerning labeling indicating the energy consumption of electric lamps and the compatibility of lighting appliances with different light sources (integrated or compatible with these), Flos SpA has inserted the required labels, in electronic form, on its website (www.flos.com) in the area relating to products.

The methods to download the labels in different languages envisaged at Community level are as follows: • Choose the collection/product you are interested in (for ex: <http://www.flos.com/decorative/en/products/floor/Arco>) • Click on "see specs sheet" • Click on "Print Energy Label" • Select the language and print the label.

Symbols

	<p>Resistenza al carico statico In conformità alle norme CEI EN 60598-2-13.</p>	<p>Static load: Resistance to static load. In compliance with CEI EN 60598-2-13 standards.</p>
	<p>Resistenza alla torsione e allo scorrimento del carico In conformità alle norme CEI EN 60598-2-13.</p>	<p>Drive over Resistance to torque and shear loads. In compliance with CEI EN 60598-2-13 standards.</p>
	<p>Temperatura del diffusore in conformità con la norma CEI EN 60598-2-13. Controllare che la temperatura "T max °C" del diffusore (testato a 25 °C), sia conforme con la normativa locale. Temperatura superficiale <70°C per sorgenti LED.</p>	<p>Diffuser temperature according to CEI EN 60598-2-13. Check that diffuser's temperature "T max °C" (tested at 25°C) complies with your local regulation. Glass surface temperature <70°C for LED source</p>
	<p>Consigli per la corretta installazione di apparecchi da incasso: E' importante prevedere un efficace sistema di drenaggio dell'acqua. L'apparecchio non deve essere installato in zone di ristagno.</p>	<p>Advice on installation of recessed luminaires: It is important to provide a consistent gravel layer or drain system to ensure good drainage and to avoid water stagnation. The luminaire must not be installed in hollow surfaces.</p>
	<p>Connessione elettrica: Connessione tramite uno o due ingresso cavo, oppure tramite apposito alimentatore remoto (disponibile separatamente).</p>	<p>Electric connection: Wiring through cable input, through two cable inputs or through a feeding transformer installed on remote position (to be ordered separately).</p>
	<p>Apparecchio dotato di uno o due ingressi cavo.</p>	<p>Luminaire is equipped with 1 or 2 cable input.</p>
	<p>Apparecchio dotato di cavo e spina.</p>	<p>Luminaire is equipped with cable and plug.</p>
	<p>Protezione contro l'ingresso d'acqua dal cavo.</p>	<p>Protection against water ingress from the cable</p>
	<p>Installazione a muro, a pavimento o a soffitto.</p>	<p>Surface installation on wall, on ground or on ceiling.</p>
	<p>Installazione a palo.</p>	<p>Installation on pole.</p>
	<p>Installazione ad incasso. Installazione a sospensione.</p>	<p>In-ground installation (recessed luminaire) Suspended fitting.</p>
	<p>Test filo incandescente IEC 60695-2-10: test utilizzato per simulare l'effetto del calore che potrebbe presentarsi nelle apparecchiature elettriche malfunzionanti, ad esempio con componenti sovraccarichi (temperatura specificata).</p>	<p>Glow wire test IEC 60695-2-10: the glow wire test is used to simulate the effect of heat as may arise in malfunctioning electrical equipment, such as with overloaded (specified temperature).</p>

Symbols

IK
09

Resistenza a impatti meccanici esterni:
Il codice IK si riferisce al massimo impatto esterno che l'apparecchio è in grado di sopportare, senza danni irreversibili. In conformità con gli standard EN50102.

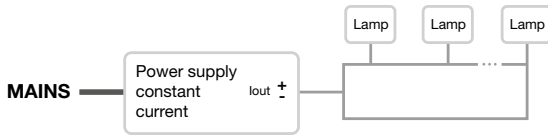
Resistance to external mechanical impacts:
IK code refers to the maximum external impact the luminaire is capable to withstand, without irreversible damage.
In compliance with EN50102 standards.

IK code	Impact Energy (Joule)	Mass/Height
IK00	0,00	-----
IK01	0,15	0,2Kg/70mm
IK02	0,20	0,2Kg/100mm
IK03	0,35	0,2Kg/175mm
IK04	0,50	0,2Kg/250mm
IK05	0,70	0,2Kg/350mm
IK06	1,00	0,5Kg/200mm
IK07	2,00	0,5Kg/400mm
IK08	5,00	1,7Kg/295mm
IK09	10,00	5,0Kg/200mm
IK10	20,00	5,0Kg/400mm

Tecnical Schemes

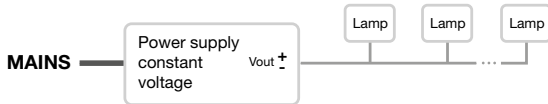
Schema elettrico ed esempio di installazione in serie / Wiring Diagram and sample series installation

n.1



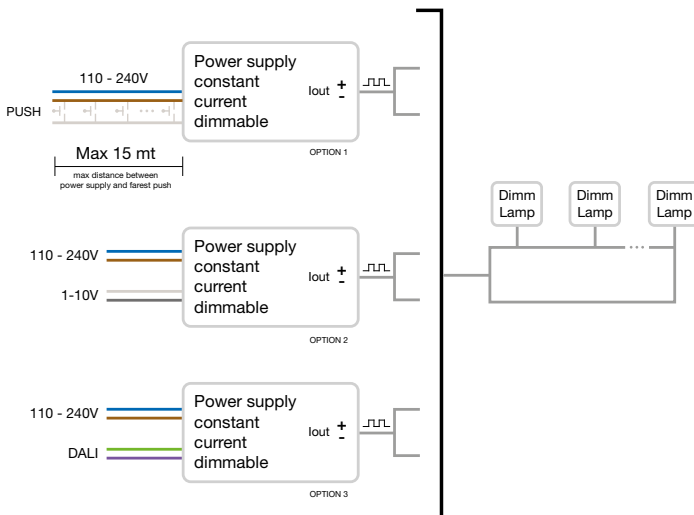
Schema elettrico ed esempio di installazione in parallelo / Wiring Diagram and sample parallel installation

n.2



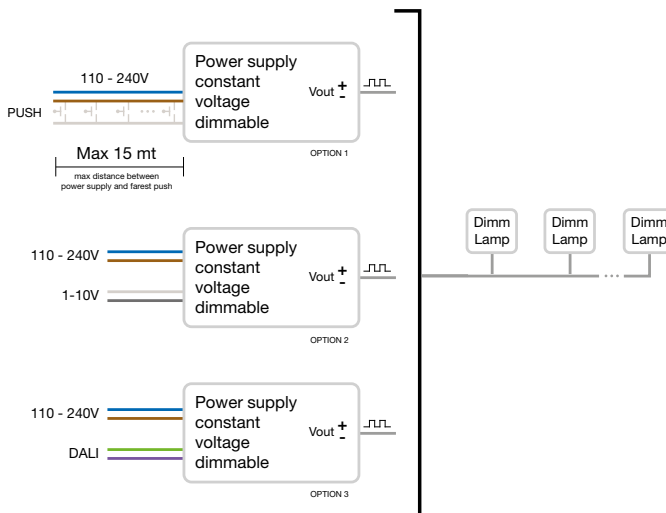
Schema elettrico ed esempio di installazione in serie dimmerabile / Wiring Diagram and sample dimmable series installation

n.3



Schema elettrico ed esempio di installazione in parallelo dimmerabile / Wiring Diagram and sample dimmable parallel installation

n.4



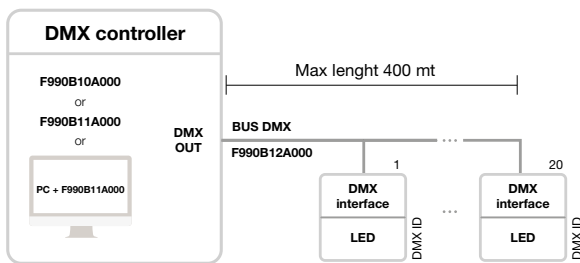
Basic DMX Wiring Scheme

Un sistema di DMX può includere un numero illimitato di apparecchi, a condizione che le seguenti regole siano rispettate:

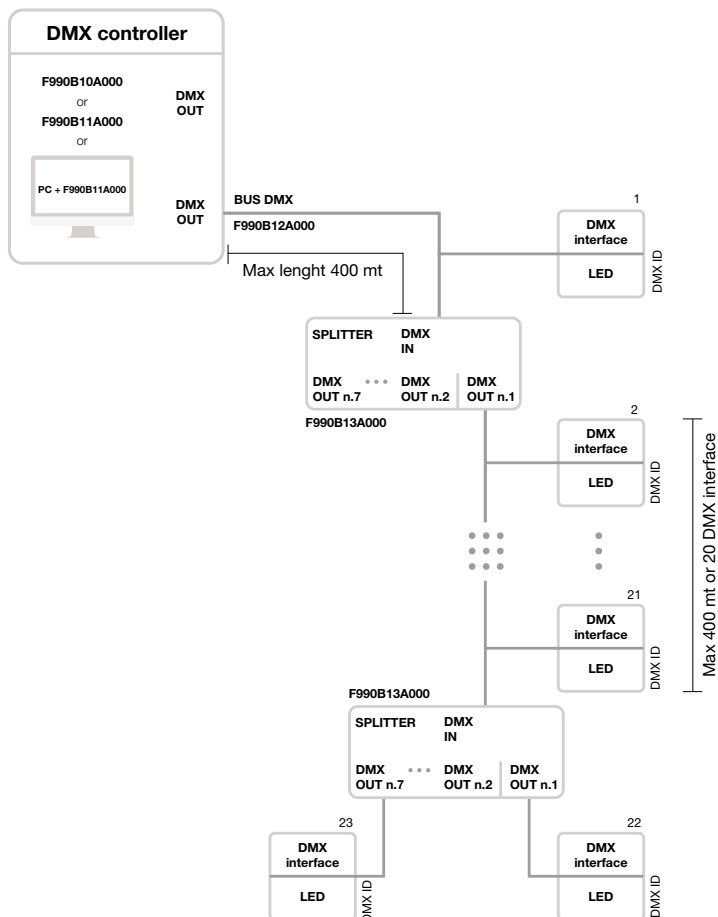
- Usare cavi adatti per DMX bus: cavi DMX con impedenza costante 110 Ohm (Cod.186). L'uso di cavi diversi non garantisce le stesse prestazioni.
- Ogni 400 mt il segnale DMX bus deve essere rigenerato con uno Splitter. Questo permette di estendere l'installazione.
- Ogni 20 apparecchi il segnale bus DMX ha bisogno di essere rigenerato con una Splitter. Questo permette di estendere l'installazione.
- Tutti gli apparecchi devono essere collegati in serie al bus DMX (Nessun collegamento a stella). Si deve tenere conto che l'uso di uno splitter può risolvere il problema di avere un ingresso bus e più uscite bus.
- Ogni cavo deve avere una resistenza di terminazione di 120 Ohm.

A DMX system can include an unlimited number of fixtures on condition that the following rules are respected:

- Use suitable cables for DMX bus: shielded twisted pair with 110 Ohm constant impedance (e.g. Cod.186). The use of different cables doesn't assure the same performance.
- Every 400mt of cable the DMX bus signal needs to be regenerated with a Splitter. This allows to extend the installation.
- Every 20 fixtures the DMX bus signal needs to be regenerated with a Splitter. This allows to extend the installation.
- All fixtures have to be connected in series to the DMX bus. No star connection allowed. It has to be taken into account that the use of a splitter can solve the problem having one bus input and more bus output.
- Each cable must have a 120 Ohm termination resistor.



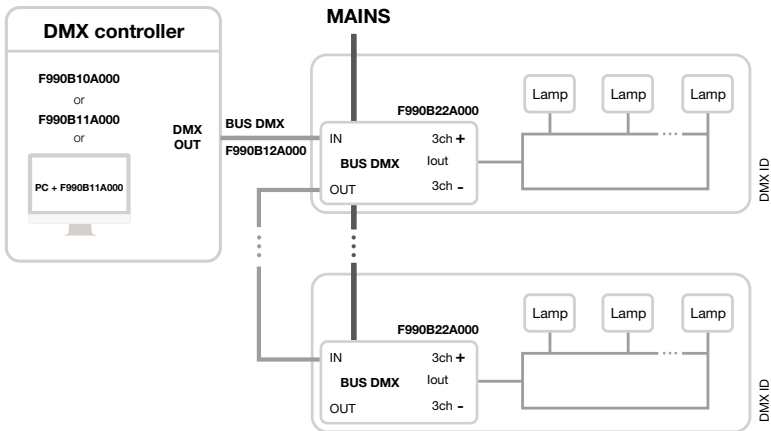
Extended DMX Wiring Pattern



Technical Schemes

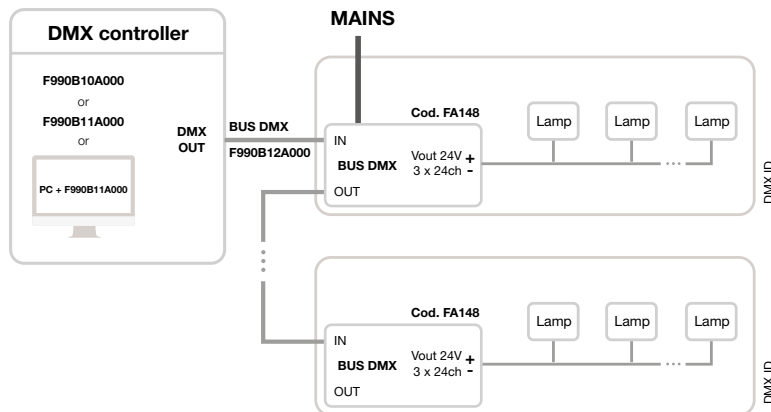
Schema elettrico ed esempio di installazione / Wiring Diagram and sample installation

n.5



Schema elettrico ed esempio di installazione / Wiring Diagram and sample installation

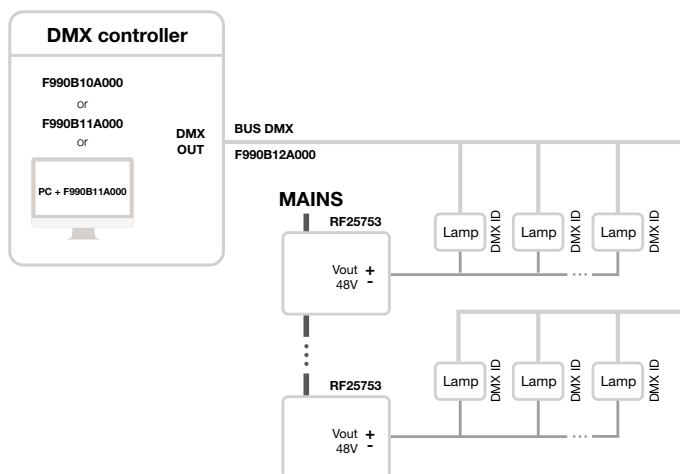
n.6



Technical Schemes

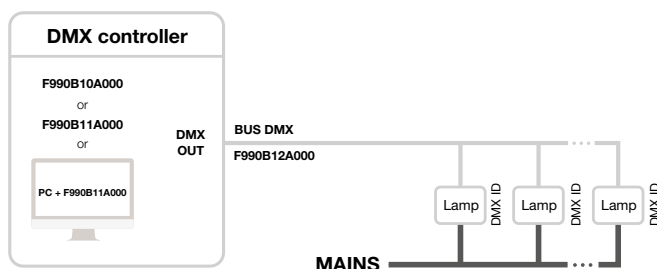
Schema elettrico ed esempio di installazione / Wiring Diagram and sample installation

n.7



Schema elettrico ed esempio di installazione / Wiring Diagram and sample installation

n.8



Attenzione

Cablaggio degli apparecchi a LED che funzionano in corrente costante e connessi in serie (schema 1): Non collegare l'apparecchio ad un alimentatore già collegato alla rete.

Collegare sempre gli apparecchi all'alimentatore, e solo dopo collegare l'alimentatore alla rete.

Schemi di collegamento: apparecchi a corrente costante devono essere sempre collegati in serie, apparecchi in tensione costante devono essere sempre collegati in parallelo.

Sempre rispettare polarità secondo il sistema DC.

Alimentatori devono sempre corrispondere alle funzioni di installazione: Non utilizzare un alimentatore a corrente costante su un apparecchio a tensione costante e viceversa.

La scelta dell'alimentatore deve tener conto del consumo reale dell'apparecchio (dati mostrati nel catalogo) con un aumento del 20% per affrontare qualsiasi perdita potenziale sull'impianto.

Gli apparecchi a LED e gli alimentatori sono protetti contro le interferenze sulla linea, è comunque altamente consigliabile impostare linee dedicate di alimentazione al fine di evitare qualsiasi potenziale interferenza improvvisa e grave (carichi induttivi, come pompe o lampade a scarica) che possono danneggiare il modulo LED.

Attention

Wiring of LED luminaires run in constant current and connected in series (schemes 1,3 and 5): Never connect the luminaire to a switched on power supply.

Always connect luminaires to the power supply, and only after connect the power supply to the mains.

Connection schemes: Luminaires in constant current must always be connected in series; luminaires in constant tension must always be connected in parallel.

Always respect polarity according to the DC system.

Power Supplies must always match installation features: Never use a constant current power supply on a constant tension luminaire and vice versa.

The choice of the power supply must take into account the real power consumption of the luminaire (data shown in the catalogue) with a 20% increase to face any potential loss on the installation.

LED Luminaires and power supplies are protected against interferences on the line, it is anyway highly recommended to set dedicated feeding lines to avoid any potential sudden and severe interference (inductive loads like pumps or discharge lamps) that are likely to damage the LED module.

Alphabetical Index

A-Rise	488	In Vitro	186
A-Round	478	Ingraze	558
Aimer	774	Kirk	754
Bellhop	310	Klein Pro	360
Belvedere	348	Landlord	292
C-Me	534	Leila	742
Camouflage	416	Lighting In The Rain	285
Casting	322	Marco	460
Caule	258	Mayday	198
Cielo	596	Mile	206
Climber	426	My Way	408
Dooku	854	Outgraze	620
Eclipse	694	Perseo	830
Emma	726	Platter	726
Fenestra	470	Pointbreak	156
Flauta	274	Real Matter	398
Captain Flint	240	Spine	16
Franco	808	Spock	762
Gobi	512	Talia	388
Heavy Metal	438	Tau	670
Hyperion	704	Walkstick	334
I - Ron	380	Zefiro	370
IC_Light	250		

Garanzia

ARES s.r.l. garantisce al compratore la corretta realizzazione dei propri prodotti per un periodo di due anni dalla data della compravendita.

Durante il periodo di garanzia qualsiasi difetto di fabbricazione o di materiale sarà rettificato senza alcun addebito.

ARES s.r.l. si riserva il diritto di rettificare il danno attraverso la riparazione, il cambio o la sostituzione del/i prodotto/i.

La garanzia non copre ed il produttore non è responsabile di quanto segue:

Parti e materiali soggetti a continua usura;
Problematiche risultanti da cause esterne quali incidenti, abusi, utilizzo improprio, maneggiamento scorretto, negligenza, fuoco, furto, vandalismo, esplosioni, disastri naturali, o altre cause esterne non dipendenti dalla difettosità del prodotto stesso;
Condizioni che dimostrino una cattiva installazione, scorrette applicazioni, in stallazione in condizioni ambientali estreme diverse da quelle indicate nelle specifiche del prodotto stesso, situazioni sotto o sopra tensione di alimentazione, mancato rispetto delle istruzioni, maneggiamento, trasporto, manutenzione impropri o inadeguati, negligenza, accidentalità manomissioni del prodotto;
Incompatibilità: realizzazioni, installazioni, operazioni di manutenzione con prodotti non supportati dal produttore;
Situazioni in cui componenti dei prodotti vengano sostituiti con parti non fornite dal produttore;
La qualità di installazione sui prodotti dell'azienda produttrice dei sopraccitati componenti non forniti dal produttore.
Piccoli difetti che non abbiano ripercussioni sul valore o sul funzionamento dell'apparecchio.

La garanzia non si applica a qualsiasi altra richiesta (per esempio costi aggiuntivi sostenuti dal cliente), che non sia preventivamente concordata e accettata per iscritto con l'azienda produttrice

Warranty

ARES s.r.l. warrants to the Buyer the satisfactory operation of its products for the period of two years from date of Purchaser's purchase (the invoice date).

Within the warranty period any defects with ARES s.r.l. products as a result of faulty materials or workmanship will be rectified free of charge.

ARES s.r.l. reserves the right to rectify the fault by repair, exchange or replacement.

The warranty does not cover and the manufacturer will not be liable for:

Parts and materials subject to continuous wear;
Problems resulting from external causes such as accident, abuse, misuse, mishandling, negligence, fire, theft, vandalism, riot, explosion, natural disaster, or other external causes unrelated to product defect;
Conditions demonstrating faulty installation, misapplication, extreme environmental conditions beyond those defined in the product specification, under/over voltage situations, lack of compliance with applicable instructions, improper or inadequate handling, shipping, maintenance, negligence, accident, or tampering;
Incompatibility, improper design, manufacture, installation, operation or maintenance of products not supplied by Manufacturer;
Situations in which manufacturer's control gears fixtures and or any parts are replaced with those from other manufacturers;
The quality of the installation on Manufacturer products by the installer of those products. For example, the above warranties would not cover problems resulting from such an installer's installation methods.
Small defects having a negligible effect in value or operation.

The warranty does not apply to any other claims (for instance additional cost incurred by the customer) unless agreed and accepted by the manufacturer in writing.

Page	Reference	Page	Reference	Page	Reference	Page	Reference	Page	Reference
354	F001A21A001	354	F001B21B001	355	F001C23A001.A	356	F001D22B001.A	356	F001D41B001
354	F001A21A006	354	F001B21B006	355	F001C23A006.A	356	F001D22B006.A	356	F001D41B006
354	F001A21A012	354	F001B21B012	355	F001C23A012.A	356	F001D22B012.A	356	F001D41B012
354	F001A21A018	354	F001B21B018	355	F001C23A018.A	356	F001D22B018.A	356	F001D41B018
354	F001A21A030	354	F001B21B030	355	F001C23A030.A	356	F001D22B030.A	356	F001D41B030
354	F001A21A033	354	F001B21B033	355	F001C23A033.A	356	F001D22B033.A	356	F001D41B033
354	F001A21B001	354	F001B21D001	355	F001C31A001	356	F001D23A001.A	356	F001D42A001
354	F001A21B006	354	F001B21D006	355	F001C31A006	356	F001D23A006.A	356	F001D42A006
354	F001A21B012	354	F001B21D012	355	F001C31A012	356	F001D23A012.A	356	F001D42A012
354	F001A21B018	354	F001B21D018	355	F001C31A018	356	F001D23A018.A	356	F001D42A018
354	F001A21B030	354	F001B21D030	355	F001C31A030	356	F001D23A030.A	356	F001D42A030
354	F001A21B033	354	F001B21D033	355	F001C31A033	356	F001D23A033.A	356	F001D42A033
354	F001A21D001	354	F001B31A001	355	F001C32A001	356	F001D23B001.A	356	F001D42B001
354	F001A21D006	354	F001B31A006	355	F001C32A006	356	F001D23B006.A	356	F001D42B006
354	F001A21D012	354	F001B31A012	355	F001C32A012	356	F001D23B012.A	356	F001D42B012
354	F001A21D018	354	F001B31A018	355	F001C32A018	356	F001D23B018.A	356	F001D42B018
354	F001A21D030	354	F001B31A030	355	F001C32A030	356	F001D23B030.A	356	F001D42B030
354	F001A21D033	354	F001B31A033	355	F001C32A033	356	F001D23B033.A	356	F001D42B033
354	F001A31A001	354	F001B31B001	355	F001C33A001	356	F001D31A001	356	F001D43A001
354	F001A31A006	354	F001B31B006	355	F001C33A006	356	F001D31A006	356	F001D43A006
354	F001A31A012	354	F001B31B012	355	F001C33A012	356	F001D31A012	356	F001D43A012
354	F001A31A018	354	F001B31B018	355	F001C33A018	356	F001D31A018	356	F001D43A018
354	F001A31A030	354	F001B31B030	355	F001C33A030	356	F001D31A030	356	F001D43A030
354	F001A31A033	354	F001B31B033	355	F001C33A033	356	F001D31A033	356	F001D43A033
354	F001A31B001	354	F001B31D001	355	F001C41A001	356	F001D31B001	356	F001D43B001
354	F001A31B006	354	F001B31D006	355	F001C41A006	356	F001D31B006	356	F001D43B006
354	F001A31B012	354	F001B31D012	355	F001C41A012	356	F001D31B012	356	F001D43B012
354	F001A31B018	354	F001B31D018	355	F001C41A018	356	F001D31B018	356	F001D43B018
354	F001A31B030	354	F001B31D030	355	F001C41A030	356	F001D31B030	356	F001D43B030
354	F001A31B033	354	F001B31D033	355	F001C41A033	356	F001D31B033	356	F001D43B033
354	F001A31D001	354	F001B41A001	355	F001C42A001	356	F001D32A001	357	F001E21A001.A
354	F001A31D006	354	F001B41A006	355	F001C42A006	356	F001D32A006	357	F001E21A006.A
354	F001A31D012	354	F001B41A012	355	F001C42A012	356	F001D32A012	357	F001E21A012.A
354	F001A31D018	354	F001B41A018	355	F001C42A018	356	F001D32A018	357	F001E21A018.A
354	F001A31D030	354	F001B41A030	355	F001C42A030	356	F001D32A030	357	F001E21A030.A
354	F001A31D033	354	F001B41A033	355	F001C42A033	356	F001D32A033	357	F001E21A033.A
354	F001A41A001	354	F001B41B001	355	F001C43A001	356	F001D32B001	357	F001E21B001.A
354	F001A41A006	354	F001B41B006	355	F001C43A006	356	F001D32B006	357	F001E21B006.A
354	F001A41A012	354	F001B41B012	355	F001C43A012	356	F001D32B012	357	F001E21B012.A
354	F001A41A018	354	F001B41B018	355	F001C43A018	356	F001D32B018	357	F001E21B018.A
354	F001A41A030	354	F001B41B030	355	F001C43A030	356	F001D32B030	357	F001E21B030.A
354	F001A41A033	354	F001B41B033	355	F001C43A033	356	F001D32B033	357	F001E21B033.A
354	F001A41B001	354	F001B41D001	356	F001D21A001.A	356	F001D33A001	357	F001E21D001.A
354	F001A41B006	354	F001B41D006	356	F001D21A006.A	356	F001D33A006	357	F001E21D006.A
354	F001A41B012	354	F001B41D012	356	F001D21A012.A	356	F001D33A012	357	F001E21D012.A
354	F001A41B018	354	F001B41D018	356	F001D21A018.A	356	F001D33A018	357	F001E21D018.A
354	F001A41B030	354	F001B41D030	356	F001D21A030.A	356	F001D33A030	357	F001E21D030.A
354	F001A41B033	354	F001B41D033	356	F001D21A033.A	356	F001D33A033	357	F001E21D033.A
354	F001A41D001	355	F001C21A001.A	356	F001D21B001.A	356	F001D33B001	357	F001E22A001.A
354	F001A41D006	355	F001C21A006.A	356	F001D21B006.A	356	F001D33B006	357	F001E22A006.A
354	F001A41D012	355	F001C21A012.A	356	F001D21B012.A	356	F001D33B012	357	F001E22A012.A
354	F001A41D018	355	F001C21A018.A	356	F001D21B018.A	356	F001D33B018	357	F001E22A018.A
354	F001A41D030	355	F001C21A030.A	356	F001D21B030.A	356	F001D33B030	357	F001E22A030.A
354	F001A41D033	355	F001C21A033.A	356	F001D21B033.A	356	F001D33B033	357	F001E22A033.A
354	F001B21A001	355	F001C22A001.A	356	F001D22A001.A	356	F001D41A001	357	F001E22B001.A
354	F001B21A006	355	F001C22A006.A	356	F001D22A006.A	356	F001D41A006	357	F001E22B006.A
354	F001B21A012	355	F001C22A012.A	356	F001D22A012.A	356	F001D41A012	357	F001E22B012.A
354	F001B21A018	355	F001C22A018.A	356	F001D22A018.A	356	F001D41A018	357	F001E22B018.A
354	F001B21A030	355	F001C22A030.A	356	F001D22A030.A	356	F001D41A030	357	F001E22B030.A
354	F001B21A033	355	F001C22A033.A	356	F001D22A033.A	356	F001D41A033	357	F001E22B033.A

Page	Reference	Page	Reference	Page	Reference	Page	Reference	Page	Reference
357	F001E22D001.A	357	F001E33A001	357	F001E43B001	358	F001F43A001	359	F001Z010000
357	F001E22D006.A	357	F001E33A006	357	F001E43B006	358	F001F43A006	347	F001Z020000
357	F001E22D012.A	357	F001E33A012	357	F001E43B012	358	F001F43A012	359	F001Z030000
357	F001E22D018.A	357	F001E33A018	357	F001E43B018	358	F001F43A018	359	F001Z040000
357	F001E22D030.A	357	F001E33A030	357	F001E43B030	358	F001F43A030	366	F002A20A001.B
357	F001E22D033.A	357	F001E33A033	357	F001E43B033	358	F001F43A033	366	F002A20A006.B
357	F001E23A001.A	357	F001E33B001	357	F001E43D001	359	F001G21A001.A	366	F002A20A012.B
357	F001E23A006.A	357	F001E33B006	357	F001E43D006	359	F001G21A006.A	366	F002A20A018.B
357	F001E23A012.A	357	F001E33B012	357	F001E43D012	359	F001G21A012.A	366	F002A20A030.B
357	F001E23A018.A	357	F001E33B018	357	F001E43D018	359	F001G21A018.A	366	F002A20A033.B
357	F001E23A030.A	357	F001E33B030	357	F001E43D030	359	F001G21A030.A	366	F002A20B001.B
357	F001E23A033.A	357	F001E33B033	357	F001E43D033	359	F001G21A033.A	366	F002A20B006.B
357	F001E23B001.A	357	F001E33D001	358	F001F21A001.A	359	F001G22A001.A	366	F002A20B012.B
357	F001E23B006.A	357	F001E33D006	358	F001F21A006.A	359	F001G22A006.A	366	F002A20B018.B
357	F001E23B012.A	357	F001E33D012	358	F001F21A012.A	359	F001G22A012.A	366	F002A20B030.B
357	F001E23B018.A	357	F001E33D018	358	F001F21A018.A	359	F001G22A018.A	366	F002A20B033.B
357	F001E23B030.A	357	F001E33D030	358	F001F21A030.A	359	F001G22A030.A	366	F002A20D001.B
357	F001E23B033.A	357	F001E33D033	358	F001F21A033.A	359	F001G22A033.A	366	F002A20D006.B
357	F001E23D001.A	357	F001E41A001	358	F001F22A001.A	359	F001G23A001.A	366	F002A20D012.B
357	F001E23D006.A	357	F001E41A006	358	F001F22A006.A	359	F001G23A006.A	366	F002A20D018.B
357	F001E23D012.A	357	F001E41A012	358	F001F22A012.A	359	F001G23A012.A	366	F002A20D030.B
357	F001E23D018.A	357	F001E41A018	358	F001F22A018.A	359	F001G23A018.A	366	F002A20D033.B
357	F001E23D030.A	357	F001E41A030	358	F001F22A030.A	359	F001G23A030.A	366	F002A21A070.B
357	F001E23D033.A	357	F001E41A033	358	F001F22A033.A	359	F001G23A033.A	366	F002A21A071.B
357	F001E31A001	357	F001E41B001	358	F001F23A001.A	359	F001G31A001	366	F002A21B070.B
357	F001E31A006	357	F001E41B006	358	F001F23A006.A	359	F001G31A006	366	F002A21B071.B
357	F001E31A012	357	F001E41B012	358	F001F23A012.A	359	F001G31A012	366	F002A21D070.B
357	F001E31A018	357	F001E41B018	358	F001F23A018.A	359	F001G31A018	366	F002A21D071.B
357	F001E31A030	357	F001E41B030	358	F001F23A030.A	359	F001G31A030	366	F002A30A001.B
357	F001E31A033	357	F001E41B033	358	F001F23A033.A	359	F001G31A033	366	F002A30A006.B
357	F001E31B001	357	F001E41D001	358	F001F31A001	359	F001G32A001	366	F002A30A012.B
357	F001E31B006	357	F001E41D006	358	F001F31A006	359	F001G32A006	366	F002A30A018.B
357	F001E31B012	357	F001E41D012	358	F001F31A012	359	F001G32A012	366	F002A30A030.B
357	F001E31B018	357	F001E41D018	358	F001F31A018	359	F001G32A018	366	F002A30A033.B
357	F001E31B030	357	F001E41D030	358	F001F31A030	359	F001G32A030	366	F002A30B001.B
357	F001E31B033	357	F001E41D033	358	F001F31A033	359	F001G32A033	366	F002A30B006.B
357	F001E31D001	357	F001E42A001	358	F001F32A001	359	F001G33A001	366	F002A30B012.B
357	F001E31D006	357	F001E42A006	358	F001F32A006	359	F001G33A006	366	F002A30B018.B
357	F001E31D012	357	F001E42A012	358	F001F32A012	359	F001G33A012	366	F002A30B030.B
357	F001E31D018	357	F001E42A018	358	F001F32A018	359	F001G33A018	366	F002A30B033.B
357	F001E31D030	357	F001E42A030	358	F001F32A030	359	F001G33A030	366	F002A30D001.B
357	F001E31D033	357	F001E42A033	358	F001F32A033	359	F001G33A033	366	F002A30D006.B
357	F001E32A001	357	F001E42B001	358	F001F33A001	359	F001G41A001	366	F002A30D012.B
357	F001E32A006	357	F001E42B006	358	F001F33A006	359	F001G41A006	366	F002A30D018.B
357	F001E32A012	357	F001E42B012	358	F001F33A012	359	F001G41A012	366	F002A30D030.B
357	F001E32A018	357	F001E42B018	358	F001F33A018	359	F001G41A018	366	F002A30D033.B
357	F001E32A030	357	F001E42B030	358	F001F33A030	359	F001G41A030	366	F002A31A070.B
357	F001E32A033	357	F001E42B033	358	F001F33A033	359	F001G41A033	366	F002A31A071.B
357	F001E32B001	357	F001E42D001	358	F001F41A001	359	F001G42A001	366	F002A31B070.B
357	F001E32B006	357	F001E42D006	358	F001F41A006	359	F001G42A006	366	F002A31B071.B
357	F001E32B012	357	F001E42D012	358	F001F41A012	359	F001G42A012	366	F002A31D070.B
357	F001E32B018	357	F001E42D018	358	F001F41A018	359	F001G42A018	366	F002A31D071.B
357	F001E32B030	357	F001E42D030	358	F001F41A030	359	F001G42A030	366	F002A40A001.A
357	F001E32B033	357	F001E42D033	358	F001F41A033	359	F001G42A033	366	F002A40A006.A
357	F001E32D001	357	F001E43A001	358	F001F42A001	359	F001G43A001	366	F002A40A012.A
357	F001E32D006	357	F001E43A006	358	F001F42A006	359	F001G43A006	366	F002A40A018.A
357	F001E32D012	357	F001E43A012	358	F001F42A012	359	F001G43A012	366	F002A40A030.A
357	F001E32D018	357	F001E43A018	358	F001F42A018	359	F001G43A018	366	F002A40A033.A
357	F001E32D030	357	F001E43A030	358	F001F42A030	359	F001G43A030	366	F002A40B001.A
357	F001E32D033	357	F001E43A033	358	F001F42A033	359	F001G43A033	366	F002A40B006.A

Page	Reference	Page	Reference	Page	Reference	Page	Reference	Page	Reference
366	F002A40B012.A	367	F002B31B070.B	317	F003A21D030	318	F003B21D006	316	F003C21B033
366	F002A40B018.A	367	F002B31B071.B	317	F003A21D033	318	F003B21D012	316	F003C21B056
366	F002A40B030.A	367	F002B31D070.B	317	F003A21D056	318	F003B21D018	316	F003C21D001
366	F002A40B033.A	367	F002B31D071.B	317	F003A31A001	318	F003B21D030	316	F003C21D006
366	F002A40D001.A	367	F002B40A001.A	317	F003A31A006	318	F003B21D033	316	F003C21D012
366	F002A40D006.A	367	F002B40A006.A	317	F003A31A012	318	F003B21D056	316	F003C21D018
366	F002A40D012.A	367	F002B40A012.A	317	F003A31A018	318	F003B31A001	316	F003C21D030
366	F002A40D018.A	367	F002B40A018.A	317	F003A31A030	318	F003B31A006	316	F003C21D033
366	F002A40D030.A	367	F002B40A030.A	317	F003A31A033	318	F003B31A012	316	F003C21D056
366	F002A40D033.A	367	F002B40A033.A	317	F003A31A056	318	F003B31A018	316	F003C31A001
366	F002A41A070.A	367	F002B40B001.A	317	F003A31B001	318	F003B31A030	316	F003C31A006
366	F002A41A071.A	367	F002B40B006.A	317	F003A31B006	318	F003B31A033	316	F003C31A012
366	F002A41B070.A	367	F002B40B012.A	317	F003A31B012	318	F003B31A056	316	F003C31A018
366	F002A41B071.A	367	F002B40B018.A	317	F003A31B018	318	F003B31B001	316	F003C31A030
366	F002A41D070.A	367	F002B40B030.A	317	F003A31B030	318	F003B31B006	316	F003C31A033
366	F002A41D071.A	367	F002B40B033.A	317	F003A31B033	318	F003B31B012	316	F003C31A056
367	F002B20A001.B	367	F002B40D001.A	317	F003A31B056	318	F003B31B018	316	F003C31B001
367	F002B20A006.B	367	F002B40D006.A	317	F003A31D001	318	F003B31B030	316	F003C31B006
367	F002B20A012.B	367	F002B40D012.A	317	F003A31D006	318	F003B31B033	316	F003C31B012
367	F002B20A018.B	367	F002B40D018.A	317	F003A31D012	318	F003B31B056	316	F003C31B018
367	F002B20A030.B	367	F002B40D030.A	317	F003A31D018	318	F003B31D001	316	F003C31B030
367	F002B20A033.B	367	F002B40D033.A	317	F003A31D030	318	F003B31D006	316	F003C31B033
367	F002B20B001.B	367	F002B41A070.A	317	F003A31D033	318	F003B31D012	316	F003C31B056
367	F002B20B006.B	367	F002B41A071.A	317	F003A31D056	318	F003B31D018	316	F003C31D001
367	F002B20B012.B	367	F002B41B070.A	317	F003A41A001	318	F003B31D030	316	F003C31D006
367	F002B20B018.B	367	F002B41B071.A	317	F003A41A006	318	F003B31D033	316	F003C31D012
367	F002B20B030.B	367	F002B41D070.A	317	F003A41A012	318	F003B31D056	316	F003C31D018
367	F002B20B033.B	367	F002B41D071.A	317	F003A41A018	318	F003B41A001	316	F003C31D030
367	F002B20D001.B	368	F002Z010001.A	317	F003A41A030	318	F003B41A006	316	F003C31D033
367	F002B20D006.B	368	F002Z010006.A	317	F003A41A033	318	F003B41A012	316	F003C31D056
367	F002B20D012.B	368	F002Z010012.A	317	F003A41A056	318	F003B41A018	316	F003C41A001
367	F002B20D018.B	368	F002Z010018.A	317	F003A41B001	318	F003B41A030	316	F003C41A006
367	F002B20D030.B	368	F002Z010030.A	317	F003A41B006	318	F003B41A033	316	F003C41A012
367	F002B20D033.B	368	F002Z010033.A	317	F003A41B012	318	F003B41A056	316	F003C41A018
367	F002B21A070.B	368	F002Z020000	317	F003A41B018	318	F003B41B001	316	F003C41A030
367	F002B21A071.B	368	F002Z030000.A	317	F003A41B030	318	F003B41B006	316	F003C41A033
367	F002B21B070.B	368	F002Z040070	317	F003A41B033	318	F003B41B012	316	F003C41A056
367	F002B21B071.B	368	F002Z040071	317	F003A41B056	318	F003B41B018	316	F003C41B001
367	F002B21D070.B	368	F002Z040073	317	F003A41D001	318	F003B41B030	316	F003C41B006
367	F002B21D071.B	368	F002Z050070	317	F003A41D006	318	F003B41B033	316	F003C41B012
367	F002B30A001.B	368	F002Z050071	317	F003A41D012	318	F003B41B056	316	F003C41B018
367	F002B30A006.B	368	F002Z050073	317	F003A41D018	318	F003B41D001	316	F003C41B030
367	F002B30A012.B	317	F003A21A001	317	F003A41D030	318	F003B41D006	316	F003C41B033
367	F002B30A018.B	317	F003A21A006	317	F003A41D033	318	F003B41D012	316	F003C41B056
367	F002B30A030.B	317	F003A21A012	317	F003A41D056	318	F003B41D018	316	F003C41D001
367	F002B30A033.B	317	F003A21A018	318	F003B21A001	318	F003B41D030	316	F003C41D006
367	F002B30B001.B	317	F003A21A030	318	F003B21A006	318	F003B41D033	316	F003C41D012
367	F002B30B006.B	317	F003A21A033	318	F003B21A012	318	F003B41D056	316	F003C41D018
367	F002B30B012.B	317	F003A21A056	318	F003B21A018	316	F003C21A001	316	F003C41D030
367	F002B30B018.B	317	F003A21B001	318	F003B21A030	316	F003C21A006	316	F003C41D033
367	F002B30B030.B	317	F003A21B006	318	F003B21A033	316	F003C21A012	316	F003C41D056
367	F002B30B033.B	317	F003A21B012	318	F003B21A056	316	F003C21A018	320	F003G21A006
367	F002B30D001.B	317	F003A21B018	318	F003B21B001	316	F003C21A030	320	F003G21A018
367	F002B30D006.B	317	F003A21B030	318	F003B21B006	316	F003C21A033	320	F003G21A033
367	F002B30D012.B	317	F003A21B033	318	F003B21B012	316	F003C21A056	320	F003G21B006
367	F002B30D018.B	317	F003A21B056	318	F003B21B018	316	F003C21B001	320	F003G21B018
367	F002B30D030.B	317	F003A21D001	318	F003B21B030	316	F003C21B006	320	F003G21B033
367	F002B30D033.B	317	F003A21D006	318	F003B21B033	316	F003C21B012	320	F003G21D006
367	F002B31A070.B	317	F003A21D012	318	F003B21B056	316	F003C21B018	320	F003G21D018
367	F002B31A071.B	317	F003A21D018	318	F003B21D001	316	F003C21B030	320	F003G21D033

Page	Reference	Page	Reference	Page	Reference	Page	Reference	Page	Reference
320	F003G31A006	320	F003K31D006	305	F004A35A056	301	F004C30A012	299	F004E31A012
320	F003G31A018	320	F003K31D018	305	F004A35H056	301	F004C30A018	299	F004E31A018
320	F003G31A033	320	F003K31D033	304	F004A36A05601	301	F004C30A030	299	F004E31A030
320	F003G31B006	320	F003K41A006	304	F004A37A05602	301	F004C30A033	299	F004E31A033
320	F003G31B018	320	F003K41A018	304	F004A41A056	301	F004C40A001	299	F004E32A001
320	F003G31B033	320	F003K41A033	304	F004A41H056	301	F004C40A006	299	F004E32A006
320	F003G31D006	320	F003K41B006	304	F004A42A056	301	F004C40A012	299	F004E32A012
320	F003G31D018	320	F003K41B018	304	F004A42H056	301	F004C40A018	299	F004E32A018
320	F003G31D033	320	F003K41B033	304	F004A43A056	301	F004C40A030	299	F004E32A030
320	F003G41A006	320	F003K41D006	304	F004A43H056	301	F004C40A033	299	F004E32A033
320	F003G41A018	320	F003K41D018	305	F004A44A056	298	F004D21A001	299	F004E41A001
320	F003G41A033	320	F003K41D033	305	F004A44H056	298	F004D21A006	299	F004E41A006
320	F003G41B006	319	F003L21A006	305	F004A45A056	298	F004D21A012	299	F004E41A012
320	F003G41B018	319	F003L21A018	305	F004A45H056	298	F004D21A018	299	F004E41A018
320	F003G41B033	319	F003L21A033	304	F004A46A05601	298	F004D21A030	299	F004E41A030
320	F003G41D006	319	F003L21B006	304	F004A47A05602	298	F004D21A033	299	F004E41A033
320	F003G41D018	319	F003L21B018	306	F004B21A056	298	F004D22A001	299	F004E42A001
320	F003G41D033	319	F003L21B033	306	F004B21H056	298	F004D22A006	299	F004E42A006
319	F003H21A006	319	F003L21D006	306	F004B22A056	298	F004D22A012	299	F004E42A012
319	F003H21A018	319	F003L21D018	306	F004B22H056	298	F004D22A018	299	F004E42A018
319	F003H21A033	319	F003L21D033	306	F004B23A056	298	F004D22A030	299	F004E42A030
319	F003H21B006	319	F003L31A006	306	F004B23H056	298	F004D22A033	299	F004E42A033
319	F003H21B018	319	F003L31A018	307	F004B24A056	298	F004D31A001	298	F004F21A071
319	F003H21B033	319	F003L31A033	307	F004B24H056	298	F004D31A006	298	F004F22A071
319	F003H21D006	319	F003L31B006	307	F004B25A056	298	F004D31A012	298	F004F31A071
319	F003H21D018	319	F003L31B018	307	F004B25H056	298	F004D31A018	298	F004F32A071
319	F003H21D033	319	F003L31B033	306	F004B26A05601	298	F004D31A030	298	F004F41A071
319	F003H31A006	319	F003L31D006	306	F004B27A05602	298	F004D31A033	298	F004F42A071
319	F003H31A018	319	F003L31D018	306	F004B31A056	298	F004D32A001	299	F004G21A071
319	F003H31A033	319	F003L31D033	306	F004B31H056	298	F004D32A006	299	F004G22A071.A
319	F003H31B006	319	F003L41A006	306	F004B32A056	298	F004D32A012	299	F004G31A071
319	F003H31B018	319	F003L41A018	306	F004B32H056	298	F004D32A018	299	F004G32A071
319	F003H31B033	319	F003L41A033	306	F004B33A056	298	F004D32A030	299	F004G41A071
319	F003H31D006	319	F003L41B006	306	F004B33H056	298	F004D32A033	299	F004G42A071
319	F003H31D018	319	F003L41B018	307	F004B34A056	298	F004D41A001	301	F004H20A071
319	F003H31D033	319	F003L41B033	307	F004B34H056	298	F004D41A006	301	F004H30A071
319	F003H41A006	319	F003L41D006	307	F004B35A056	298	F004D41A012	301	F004H40A071
319	F003H41A018	319	F003L41D018	307	F004B35H056	298	F004D41A018	300	F004Z010001
319	F003H41A033	319	F003L41D033	306	F004B36A05601	298	F004D41A030	300	F004Z010006
319	F003H41B006	318	F003Z010000	306	F004B37A05602	298	F004D41A033	300	F004Z010012
319	F003H41B018	304	F004A21A056	306	F004B41A056	298	F004D42A001	300	F004Z010018
319	F003H41B033	304	F004A21H056	306	F004B41H056	298	F004D42A006	300	F004Z010030
319	F003H41D006	304	F004A22A056	306	F004B42A056	298	F004D42A012	300	F004Z010033
319	F003H41D018	304	F004A22H056	306	F004B42H056	298	F004D42A018	300	F004Z020001
319	F003H41D033	304	F004A23A056	306	F004B43A056	298	F004D42A030	300	F004Z020006
320	F003K21A006	304	F004A23H056	306	F004B43H056	298	F004D42A033	300	F004Z020012
320	F003K21A018	305	F004A24A056	307	F004B44A056	299	F004E21A001	300	F004Z020018
320	F003K21A033	305	F004A24H056	307	F004B44H056	299	F004E21A006	300	F004Z020030
320	F003K21B006	305	F004A25A056	307	F004B45A056	299	F004E21A012	300	F004Z020033
320	F003K21B018	305	F004A25H056	307	F004B45H056	299	F004E21A018	300	F004Z030001
320	F003K21B033	304	F004A26A05601	306	F004B46A05601	299	F004E21A030	300	F004Z030006
320	F003K21D006	304	F004A27A05602	306	F004B47A05602	299	F004E21A033	300	F004Z030012
320	F003K21D018	304	F004A31A056	301	F004C20A001	299	F004E22A001.A	300	F004Z030018
320	F003K21D033	304	F004A31H056	301	F004C20A006	299	F004E22A006.A	300	F004Z030030
320	F003K31A006	304	F004A32A056	301	F004C20A012	299	F004E22A012.A	300	F004Z030033
320	F003K31A018	304	F004A32H056	301	F004C20A018	299	F004E22A018.A	300	F004Z040001
320	F003K31A033	304	F004A33A056	301	F004C20A030	299	F004E22A030.A	300	F004Z040006
320	F003K31B006	304	F004A33H056	301	F004C20A033	299	F004E22A033.A	300	F004Z040012
320	F003K31B018	305	F004A34A056	301	F004C30A001	299	F004E31A001	300	F004Z040018
320	F003K31B033	305	F004A34H056	301	F004C30A006	299	F004E31A006	300	F004Z040030

Page	Reference	Page	Reference	Page	Reference	Page	Reference	Page	Reference
300	F004Z040033	345	F010B31A001	346	F010C22A001	344	F010H21B001	344	F010J31D001
300	F004Z060000	345	F010B31A006	346	F010C22A006	344	F010H21B006	344	F010J31D006
300	F004Z070000	345	F010B31A012	346	F010C22A012	344	F010H21B012	344	F010J31D012
300	F004Z0A0071	345	F010B31A018	346	F010C22A018	344	F010H21B018	344	F010J31D018
300	F004Z0B0000	345	F010B31A030	346	F010C22A030	344	F010H21B030	344	F010J31D030
300	F004Z0C0000	345	F010B31A033	346	F010C22A033	344	F010H21B033	344	F010J31D033
300	F004Z0D0071	345	F010B31B001	346	F010C22B001	344	F010H31A001	344	F010J41A001
300	F004Z0E0071	345	F010B31B006	346	F010C22B006	344	F010H31A006	344	F010J41A006
300	F004Z0F0071	345	F010B31B012	346	F010C22B012	344	F010H31A012	344	F010J41A012
300	F004Z0H0000	345	F010B31B018	346	F010C22B018	344	F010H31A018	344	F010J41A018
305	F004Z0J0000	345	F010B31B030	346	F010C22B030	344	F010H31A030	344	F010J41A030
300	F004Z0L0000	345	F010B31B033	346	F010C22B033	344	F010H31A033	344	F010J41A033
342	F010A20H001	345	F010B32A001	346	F010C22D001	344	F010H31B001	344	F010J41B001
342	F010A20H006	345	F010B32A006	346	F010C22D006	344	F010H31B006	344	F010J41B006
342	F010A20H012	345	F010B32A012	346	F010C22D012	344	F010H31B012	344	F010J41B012
342	F010A20H018	345	F010B32A018	346	F010C22D018	344	F010H31B018	344	F010J41B018
342	F010A20H030	345	F010B32A030	346	F010C22D030	344	F010H31B030	344	F010J41B030
342	F010A20H033	345	F010B32A033	346	F010C22D033	344	F010H31B033	344	F010J41B033
342	F010A30H001	345	F010B32B001	346	F010C32A001	344	F010H41A001	344	F010J41D001
342	F010A30H006	345	F010B32B006	346	F010C32A006	344	F010H41A006	344	F010J41D006
342	F010A30H012	345	F010B32B012	346	F010C32A012	344	F010H41A012	344	F010J41D012
342	F010A30H018	345	F010B32B018	346	F010C32A018	344	F010H41A018	344	F010J41D018
342	F010A30H030	345	F010B32B030	346	F010C32A030	344	F010H41A030	344	F010J41D030
342	F010A30H033	345	F010B32B033	346	F010C32A033	344	F010H41A033	344	F010J41D033
342	F010A40H001	345	F010B32D001	346	F010C32B001	344	F010H41B001	246	F011A21F018.A
342	F010A40H006	345	F010B32D006	346	F010C32B006	344	F010H41B006	246	F011A22F030.A
342	F010A40H012	345	F010B32D012	346	F010C32B012	344	F010H41B012	246	F011A22F037.A
342	F010A40H018	345	F010B32D018	346	F010C32B018	344	F010H41B018	246	F011A23F059.A
342	F010A40H030	345	F010B32D030	346	F010C32B030	344	F010H41B030	246	F011A24F055.A
342	F010A40H033	345	F010B32D033	346	F010C32B033	344	F010H41B033	246	F011A31F018.A
345	F010B21A001	345	F010B41A001	346	F010C32D001	344	F010J21A001	246	F011A32F030.A
345	F010B21A006	345	F010B41A006	346	F010C32D006	344	F010J21A006	246	F011A32F037.A
345	F010B21A012	345	F010B41A012	346	F010C32D012	344	F010J21A012	246	F011A33F059.A
345	F010B21A018	345	F010B41A018	346	F010C32D018	344	F010J21A018	246	F011A34F055.A
345	F010B21A030	345	F010B41A030	346	F010C32D030	344	F010J21A030	246	F011A41F018.A
345	F010B21A033	345	F010B41A033	346	F010C32D033	344	F010J21A033	246	F011A42F030.A
345	F010B21B001	345	F010B41B001	346	F010C42A001	344	F010J21B001	246	F011A42F037.A
345	F010B21B006	345	F010B41B006	346	F010C42A006	344	F010J21B006	246	F011A43F059.A
345	F010B21B012	345	F010B41B012	346	F010C42A012	344	F010J21B012	246	F011A44F055.A
345	F010B21B018	345	F010B41B018	346	F010C42A018	344	F010J21B018	248	F011D20A018
345	F010B21B030	345	F010B41B030	346	F010C42A030	344	F010J21B030	248	F011D20A030
345	F010B21B033	345	F010B41B033	346	F010C42A033	344	F010J21B033	248	F011D20A037
345	F010B22A001	345	F010B42A001	346	F010C42B001	344	F010J21D001	248	F011D20A055
345	F010B22A006	345	F010B42A006	346	F010C42B006	344	F010J21D006	248	F011D20A059
345	F010B22A012	345	F010B42A012	346	F010C42B012	344	F010J21D012	248	F011D20B018
345	F010B22A018	345	F010B42A018	346	F010C42B018	344	F010J21D018	248	F011D20B030
345	F010B22A030	345	F010B42A030	346	F010C42B030	344	F010J21D030	248	F011D20B037
345	F010B22A033	345	F010B42A033	346	F010C42B033	344	F010J21D033	248	F011D20B055
345	F010B22B001	345	F010B42B001	346	F010C42D001	344	F010J31A001	248	F011D20B059
345	F010B22B006	345	F010B42B006	346	F010C42D006	344	F010J31A006	248	F011D20D018
345	F010B22B012	345	F010B42B012	346	F010C42D012	344	F010J31A012	248	F011D20D030
345	F010B22B018	345	F010B42B018	346	F010C42D018	344	F010J31A018	248	F011D20D037
345	F010B22B030	345	F010B42B030	346	F010C42D030	344	F010J31A030	248	F011D20D055
345	F010B22B033	345	F010B42B033	346	F010C42D033	344	F010J31A033	248	F011D20D059
345	F010B22D001	345	F010B42D001	344	F010H21A001	344	F010J31B001	248	F011D30A018
345	F010B22D006	345	F010B42D006	344	F010H21A006	344	F010J31B006	248	F011D30A030
345	F010B22D012	345	F010B42D012	344	F010H21A012	344	F010J31B012	248	F011D30A037
345	F010B22D018	345	F010B42D018	344	F010H21A018	344	F010J31B018	248	F011D30A055
345	F010B22D030	345	F010B42D030	344	F010H21A030	344	F010J31B030	248	F011D30A059
345	F010B22D033	345	F010B42D033	344	F010H21A033	344	F010J31B033	248	F011D30B018

Page	Reference	Page	Reference	Page	Reference	Page	Reference	Page	Reference
248	F011D30B030	248	F011E40B030	257	F012B02C030.A	222	F015A41A018	223	F015B41A001
248	F011D30B037	248	F011E40B037	257	F012B02C037.A	222	F015A41A030	223	F015B41A006
248	F011D30B055	248	F011E40B055	257	F012B03C059.A	222	F015A41A033	223	F015B41A012
248	F011D30B059	248	F011E40B059	257	F012B04C055.A	222	F015A42A000	223	F015B41A018
248	F011D30D018	248	F011E40D018	256	F012H00C018	222	F015A42A001	223	F015B41A030
248	F011D30D030	248	F011E40D030	256	F012H00C030	222	F015A42A006	223	F015B41A033
248	F011D30D037	248	F011E40D037	256	F012H00C037	222	F015A42A012	223	F015B42A000
248	F011D30D055	248	F011E40D055	256	F012H00C055	222	F015A42A018	223	F015B42A001
248	F011D30D059	248	F011E40D059	256	F012H00C059	222	F015A42A030	223	F015B42A006
248	F011D40A018	247	F011W20A018	256	F012J00C018	222	F015A42A033	223	F015B42A012
248	F011D40A030	247	F011W20A030	256	F012J00C030	224	F015A43A000	223	F015B42A018
248	F011D40A037	247	F011W20A037	256	F012J00C037	224	F015A43A001	223	F015B42A030
248	F011D40A055	247	F011W20A055	256	F012J00C055	224	F015A43A006	223	F015B42A033
248	F011D40A059	247	F011W20A059	256	F012J00C059	224	F015A43A012	224	F015B43A000
248	F011D40B018	247	F011W20B018	222	F015A21A000	224	F015A43A018	224	F015B43A001
248	F011D40B030	247	F011W20B030	222	F015A21A001	224	F015A43A030	224	F015B43A006
248	F011D40B037	247	F011W20B037	222	F015A21A006	224	F015A43A033	224	F015B43A012
248	F011D40B055	247	F011W20B055	222	F015A21A012	223	F015B21A000	224	F015B43A018
248	F011D40B059	247	F011W20B059	222	F015A21A018	223	F015B21A001	224	F015B43A030
248	F011D40D018	247	F011W20D018	222	F015A21A030	223	F015B21A006	224	F015B43A033
248	F011D40D030	247	F011W20D030	222	F015A21A033	223	F015B21A012	225	F015C24A000
248	F011D40D037	247	F011W20D037	222	F015A22A000	223	F015B21A018	225	F015C24A001
248	F011D40D055	247	F011W20D055	222	F015A22A001	223	F015B21A030	225	F015C24A006
248	F011D40D059	247	F011W20D059	222	F015A22A006	223	F015B21A033	225	F015C24A012
248	F011E20A018	247	F011W30A018	222	F015A22A012	223	F015B22A000	225	F015C24A018
248	F011E20A030	247	F011W30A030	222	F015A22A018	223	F015B22A001	225	F015C24A030
248	F011E20A037	247	F011W30A037	222	F015A22A030	223	F015B22A006	225	F015C24A033
248	F011E20A055	247	F011W30A055	222	F015A22A033	223	F015B22A012	225	F015C34A000
248	F011E20A059	247	F011W30A059	224	F015A23A000	223	F015B22A018	225	F015C34A001
248	F011E20B018	247	F011W30B018	224	F015A23A001	223	F015B22A030	225	F015C34A006
248	F011E20B030	247	F011W30B030	224	F015A23A006	223	F015B22A033	225	F015C34A012
248	F011E20B037	247	F011W30B037	224	F015A23A012	224	F015B23A000	225	F015C34A018
248	F011E20B055	247	F011W30B055	224	F015A23A018	224	F015B23A001	225	F015C34A030
248	F011E20B059	247	F011W30B059	224	F015A23A030	224	F015B23A006	225	F015C34A033
248	F011E20D018	247	F011W30D018	224	F015A23A033	224	F015B23A012	225	F015C44A000
248	F011E20D030	247	F011W30D030	222	F015A31A000	224	F015B23A018	225	F015C44A001
248	F011E20D037	247	F011W30D037	222	F015A31A001	224	F015B23A030	225	F015C44A006
248	F011E20D055	247	F011W30D055	222	F015A31A006	224	F015B23A033	225	F015C44A012
248	F011E20D059	247	F011W30D059	222	F015A31A012	223	F015B31A000	225	F015C44A018
248	F011E30A018	247	F011W40A018	222	F015A31A018	223	F015B31A001	225	F015C44A030
248	F011E30A030	247	F011W40A030	222	F015A31A030	223	F015B31A006	225	F015C44A033
248	F011E30A037	247	F011W40A037	222	F015A31A033	223	F015B31A012	225	F015D21A000
248	F011E30A055	247	F011W40A055	222	F015A32A000	223	F015B31A018	225	F015D21A001
248	F011E30A059	247	F011W40A059	222	F015A32A001	223	F015B31A030	225	F015D21A006
248	F011E30B018	247	F011W40B018	222	F015A32A006	223	F015B31A033	225	F015D21A012
248	F011E30B030	247	F011W40B030	222	F015A32A012	223	F015B32A000	225	F015D21A018
248	F011E30B037	247	F011W40B037	222	F015A32A018	223	F015B32A001	225	F015D21A030
248	F011E30B055	247	F011W40B055	222	F015A32A030	223	F015B32A006	225	F015D21A033
248	F011E30B059	247	F011W40B059	222	F015A32A033	223	F015B32A012	225	F015D21B000
248	F011E30D018	247	F011W40D018	224	F015A33A000	223	F015B32A018	225	F015D21B001
248	F011E30D030	247	F011W40D030	224	F015A33A001	223	F015B32A030	225	F015D21B006
248	F011E30D037	247	F011W40D037	224	F015A33A006	223	F015B32A033	225	F015D21B012
248	F011E30D055	247	F011W40D055	224	F015A33A012	224	F015B33A000	225	F015D21B018
248	F011E30D059	247	F011W40D059	224	F015A33A018	224	F015B33A001	225	F015D21B030
248	F011E40A018	257	F012A01C018.A	224	F015A33A030	224	F015B33A006	225	F015D21B033
248	F011E40A030	257	F012A02C030.A	224	F015A33A033	224	F015B33A012	225	F015D21D000
248	F011E40A037	257	F012A02C037.A	222	F015A41A000	224	F015B33A018	225	F015D21D001
248	F011E40A055	257	F012A03C059.A	222	F015A41A001	224	F015B33A030	225	F015D21D006
248	F011E40A059	257	F012A04C055.A	222	F015A41A006	224	F015B33A033	225	F015D21D012
248	F011E40B018	257	F012B01C018.A	222	F015A41A012	223	F015B41A000	225	F015D21D018

Page	Reference	Page	Reference	Page	Reference	Page	Reference	Page	Reference
225	F015D21D030	225	F015D31D006	225	F015D41B033	227	F015E21B012	227	F015E31B000
225	F015D21D033	225	F015D31D012	225	F015D41D000	227	F015E21B018	227	F015E31B001
226	F015D22A000	225	F015D31D018	225	F015D41D001	227	F015E21B030	227	F015E31B006
226	F015D22A001	225	F015D31D030	225	F015D41D006	227	F015E21B033	227	F015E31B012
226	F015D22A006	225	F015D31D033	225	F015D41D012	227	F015E21D000	227	F015E31B018
226	F015D22A012	226	F015D32A000	225	F015D41D018	227	F015E21D001	227	F015E31B030
226	F015D22A018	226	F015D32A001	225	F015D41D030	227	F015E21D006	227	F015E31B033
226	F015D22A030	226	F015D32A006	225	F015D41D033	227	F015E21D012	227	F015E31D000
226	F015D22A033	226	F015D32A012	226	F015D42A000	227	F015E21D018	227	F015E31D001
226	F015D22B000	226	F015D32A018	226	F015D42A001	227	F015E21D030	227	F015E31D006
226	F015D22B001	226	F015D32A030	226	F015D42A006	227	F015E21D033	227	F015E31D012
226	F015D22B006	226	F015D32A033	226	F015D42A012	228	F015E22A000	227	F015E31D018
226	F015D22B012	226	F015D32B000	226	F015D42A018	228	F015E22A001	227	F015E31D030
226	F015D22B018	226	F015D32B001	226	F015D42A030	228	F015E22A006	227	F015E31D033
226	F015D22B030	226	F015D32B006	226	F015D42A033	228	F015E22A012	228	F015E32A000
226	F015D22B033	226	F015D32B012	226	F015D42B000	228	F015E22A018	228	F015E32A001
226	F015D22D000	226	F015D32B018	226	F015D42B001	228	F015E22A030	228	F015E32A006
226	F015D22D001	226	F015D32B030	226	F015D42B006	228	F015E22A033	228	F015E32A012
226	F015D22D006	226	F015D32B033	226	F015D42B012	228	F015E22B000	228	F015E32A018
226	F015D22D012	226	F015D32D000	226	F015D42B018	228	F015E22B001	228	F015E32A030
226	F015D22D018	226	F015D32D001	226	F015D42B030	228	F015E22B006	228	F015E32A033
226	F015D22D030	226	F015D32D006	226	F015D42B033	228	F015E22B012	228	F015E32B000
226	F015D22D033	226	F015D32D012	226	F015D42D000	228	F015E22B018	228	F015E32B001
229	F015D23A000	226	F015D32D018	226	F015D42D001	228	F015E22B030	228	F015E32B006
229	F015D23A001	226	F015D32D030	226	F015D42D006	228	F015E22B033	228	F015E32B012
229	F015D23A006	226	F015D32D033	226	F015D42D012	228	F015E22D000	228	F015E32B018
229	F015D23A012	229	F015D33A000	226	F015D42D018	228	F015E22D001	228	F015E32B030
229	F015D23A018	229	F015D33A001	226	F015D42D030	228	F015E22D006	228	F015E32B033
229	F015D23A030	229	F015D33A006	226	F015D42D033	228	F015E22D012	228	F015E32D000
229	F015D23A033	229	F015D33A012	229	F015D43A000	228	F015E22D018	228	F015E32D001
229	F015D23B000	229	F015D33A018	229	F015D43A001	228	F015E22D030	228	F015E32D006
229	F015D23B001	229	F015D33A030	229	F015D43A006	228	F015E22D033	228	F015E32D012
229	F015D23B006	229	F015D33A033	229	F015D43A012	230	F015E23A000	228	F015E32D018
229	F015D23B012	229	F015D33B000	229	F015D43A018	230	F015E23A001	228	F015E32D030
229	F015D23B018	229	F015D33B001	229	F015D43A030	230	F015E23A006	228	F015E32D033
229	F015D23B030	229	F015D33B006	229	F015D43A033	230	F015E23A012	230	F015E33A000
229	F015D23B033	229	F015D33B012	229	F015D43B000	230	F015E23A018	230	F015E33A001
229	F015D23D000	229	F015D33B018	229	F015D43B001	230	F015E23A030	230	F015E33A006
229	F015D23D001	229	F015D33B030	229	F015D43B006	230	F015E23A033	230	F015E33A012
229	F015D23D006	229	F015D33B033	229	F015D43B012	230	F015E23B000	230	F015E33A018
229	F015D23D012	229	F015D33D000	229	F015D43B018	230	F015E23B001	230	F015E33A030
229	F015D23D018	229	F015D33D001	229	F015D43B030	230	F015E23B006	230	F015E33A033
229	F015D23D030	229	F015D33D006	229	F015D43B033	230	F015E23B012	230	F015E33B000
229	F015D23D033	229	F015D33D012	229	F015D43D000	230	F015E23B018	230	F015E33B001
225	F015D31A000	229	F015D33D018	229	F015D43D001	230	F015E23B030	230	F015E33B006
225	F015D31A001	229	F015D33D030	229	F015D43D006	230	F015E23B033	230	F015E33B012
225	F015D31A006	229	F015D33D033	229	F015D43D012	230	F015E23D000	230	F015E33B018
225	F015D31A012	225	F015D41A000	229	F015D43D018	230	F015E23D001	230	F015E33B030
225	F015D31A018	225	F015D41A001	229	F015D43D030	230	F015E23D006	230	F015E33B033
225	F015D31A030	225	F015D41A006	229	F015D43D033	230	F015E23D012	230	F015E33D000
225	F015D31A033	225	F015D41A012	227	F015E21A000	230	F015E23D018	230	F015E33D001
225	F015D31B000	225	F015D41A018	227	F015E21A001	230	F015E23D030	230	F015E33D006
225	F015D31B001	225	F015D41A030	227	F015E21A006	230	F015E23D033	230	F015E33D012
225	F015D31B006	225	F015D41A033	227	F015E21A012	227	F015E31A000	230	F015E33D018
225	F015D31B012	225	F015D41B000	227	F015E21A018	227	F015E31A001	230	F015E33D030
225	F015D31B018	225	F015D41B001	227	F015E21A030	227	F015E31A006	230	F015E33D033
225	F015D31B030	225	F015D41B006	227	F015E21A033	227	F015E31A012	227	F015E41A000
225	F015D31B033	225	F015D41B012	227	F015E21B000	227	F015E31A018	227	F015E41A001
225	F015D31D000	225	F015D41B018	227	F015E21B001	227	F015E31A030	227	F015E41A006
225	F015D31D001	225	F015D41B030	227	F015E21B006	227	F015E31A033	227	F015E41A012

Page	Reference	Page	Reference	Page	Reference	Page	Reference	Page	Reference
227	F015E41A018	231	F015F24A001	231	F015F44D030	215	F015H32A030	216	F015J31B030
227	F015E41A030	231	F015F24A006	231	F015F44D033	215	F015H32A033	216	F015J31B033
227	F015E41A033	231	F015F24A012	214	F015G21A001	215	F015H41A001	216	F015J31D001
227	F015E41B000	231	F015F24A018	214	F015G21A006	215	F015H41A006	216	F015J31D006
227	F015E41B001	231	F015F24A030	214	F015G21A012	215	F015H41A012	216	F015J31D012
227	F015E41B006	231	F015F24A033	214	F015G21A018	215	F015H41A018	216	F015J31D018
227	F015E41B012	231	F015F24B000	214	F015G21A030	215	F015H41A030	216	F015J31D030
227	F015E41B018	231	F015F24B001	214	F015G21A033	215	F015H41A033	216	F015J31D033
227	F015E41B030	231	F015F24B006	214	F015G22A001	215	F015H42A001	217	F015J32A001
227	F015E41B033	231	F015F24B012	214	F015G22A006	215	F015H42A006	217	F015J32A006
227	F015E41D000	231	F015F24B018	214	F015G22A012	215	F015H42A012	217	F015J32A012
227	F015E41D001	231	F015F24B030	214	F015G22A018	215	F015H42A018	217	F015J32A018
227	F015E41D006	231	F015F24B033	214	F015G22A030	215	F015H42A030	217	F015J32A030
227	F015E41D012	231	F015F24D000	214	F015G22A033	215	F015H42A033	217	F015J32A033
227	F015E41D018	231	F015F24D001	214	F015G31A001	216	F015J21A001	217	F015J32B001
227	F015E41D030	231	F015F24D006	214	F015G31A006	216	F015J21A006	217	F015J32B006
227	F015E41D033	231	F015F24D012	214	F015G31A012	216	F015J21A012	217	F015J32B012
228	F015E42A000	231	F015F24D018	214	F015G31A018	216	F015J21A018	217	F015J32B018
228	F015E42A001	231	F015F24D030	214	F015G31A030	216	F015J21A030	217	F015J32B030
228	F015E42A006	231	F015F24D033	214	F015G31A033	216	F015J21A033	217	F015J32B033
228	F015E42A012	231	F015F34A000	214	F015G32A001	216	F015J21B001	217	F015J32D001
228	F015E42A018	231	F015F34A001	214	F015G32A006	216	F015J21B006	217	F015J32D006
228	F015E42A030	231	F015F34A006	214	F015G32A012	216	F015J21B012	217	F015J32D012
228	F015E42A033	231	F015F34A012	214	F015G32A018	216	F015J21B018	217	F015J32D018
228	F015E42B000	231	F015F34A018	214	F015G32A030	216	F015J21B030	217	F015J32D030
228	F015E42B001	231	F015F34A030	214	F015G32A033	216	F015J21B033	217	F015J32D033
228	F015E42B006	231	F015F34A033	214	F015G41A001	216	F015J21D001	216	F015J41A001
228	F015E42B012	231	F015F34B000	214	F015G41A006	216	F015J21D006	216	F015J41A006
228	F015E42B018	231	F015F34B001	214	F015G41A012	216	F015J21D012	216	F015J41A012
228	F015E42B030	231	F015F34B006	214	F015G41A018	216	F015J21D018	216	F015J41A018
228	F015E42B033	231	F015F34B012	214	F015G41A030	216	F015J21D030	216	F015J41A030
228	F015E42D000	231	F015F34B018	214	F015G41A033	216	F015J21D033	216	F015J41A033
228	F015E42D001	231	F015F34B030	214	F015G42A001	217	F015J22A001	216	F015J41B001
228	F015E42D006	231	F015F34B033	214	F015G42A006	217	F015J22A006	216	F015J41B006
228	F015E42D012	231	F015F34D000	214	F015G42A012	217	F015J22A012	216	F015J41B012
228	F015E42D018	231	F015F34D001	214	F015G42A018	217	F015J22A018	216	F015J41B018
228	F015E42D030	231	F015F34D006	214	F015G42A030	217	F015J22A030	216	F015J41B030
228	F015E42D033	231	F015F34D012	214	F015G42A033	217	F015J22A033	216	F015J41B033
230	F015E43A000	231	F015F34D018	215	F015H21A001	217	F015J22B001	216	F015J41D001
230	F015E43A001	231	F015F34D030	215	F015H21A006	217	F015J22B006	216	F015J41D006
230	F015E43A006	231	F015F34D033	215	F015H21A012	217	F015J22B012	216	F015J41D012
230	F015E43A012	231	F015F44A000	215	F015H21A018	217	F015J22B018	216	F015J41D018
230	F015E43A018	231	F015F44A001	215	F015H21A030	217	F015J22B030	216	F015J41D030
230	F015E43A030	231	F015F44A006	215	F015H21A033	217	F015J22B033	216	F015J41D033
230	F015E43A033	231	F015F44A012	215	F015H22A001	217	F015J22D001	217	F015J42A001
230	F015E43B000	231	F015F44A018	215	F015H22A006	217	F015J22D006	217	F015J42A006
230	F015E43B001	231	F015F44A030	215	F015H22A012	217	F015J22D012	217	F015J42A012
230	F015E43B006	231	F015F44A033	215	F015H22A018	217	F015J22D018	217	F015J42A018
230	F015E43B012	231	F015F44B000	215	F015H22A030	217	F015J22D030	217	F015J42A030
230	F015E43B018	231	F015F44B001	215	F015H22A033	217	F015J22D033	217	F015J42A033
230	F015E43B030	231	F015F44B006	215	F015H31A001	216	F015J31A001	217	F015J42B001
230	F015E43B033	231	F015F44B012	215	F015H31A006	216	F015J31A006	217	F015J42B006
230	F015E43D000	231	F015F44B018	215	F015H31A012	216	F015J31A012	217	F015J42B012
230	F015E43D001	231	F015F44B030	215	F015H31A018	216	F015J31A018	217	F015J42B018
230	F015E43D006	231	F015F44B033	215	F015H31A030	216	F015J31A030	217	F015J42B030
230	F015E43D012	231	F015F44D000	215	F015H31A033	216	F015J31A033	217	F015J42B033
230	F015E43D018	231	F015F44D001	215	F015H32A001	216	F015J31B001	217	F015J42D001
230	F015E43D030	231	F015F44D006	215	F015H32A006	216	F015J31B006	217	F015J42D006
230	F015E43D033	231	F015F44D012	215	F015H32A012	216	F015J31B012	217	F015J42D012
231	F015F24A000	231	F015F44D018	215	F015H32A018	216	F015J31B018	217	F015J42D018

Page	Reference	Page	Reference	Page	Reference	Page	Reference	Page	Reference
217	F015J42D030	219	F015K32A030	220	F015L30A012	221	F015M40B000	272	F016A23B012
217	F015J42D033	219	F015K32A033	220	F015L30A018	221	F015M40B001	272	F016A23B018
218	F015K21A001	219	F015K32B001	220	F015L30A030	221	F015M40B006	272	F016A23B030
218	F015K21A006	219	F015K32B006	220	F015L30A033	221	F015M40B012	272	F016A23B033
218	F015K21A012	219	F015K32B012	220	F015L40A000	221	F015M40B018	272	F016A23D001
218	F015K21A018	219	F015K32B018	220	F015L40A001	221	F015M40B030	272	F016A23D006
218	F015K21A030	219	F015K32B030	220	F015L40A006	221	F015M40B033	272	F016A23D012
218	F015K21A033	219	F015K32B033	220	F015L40A012	221	F015M40D000	272	F016A23D018
218	F015K21B001	219	F015K32D001	220	F015L40A018	221	F015M40D001	272	F016A23D030
218	F015K21B006	219	F015K32D006	220	F015L40A030	221	F015M40D006	272	F016A23D033
218	F015K21B012	219	F015K32D012	220	F015L40A033	221	F015M40D012	268	F016A31A001
218	F015K21B018	219	F015K32D018	221	F015M20A000	221	F015M40D018	268	F016A31A006
218	F015K21B030	219	F015K32D030	221	F015M20A001	221	F015M40D030	268	F016A31A012
218	F015K21B033	219	F015K32D033	221	F015M20A006	221	F015M40D033	268	F016A31A018
218	F015K21D001	218	F015K41A001	221	F015M20A012	219	F015Z000000	268	F016A31A030
218	F015K21D006	218	F015K41A006	221	F015M20A018	219	F015Z010000	268	F016A31A033
218	F015K21D012	218	F015K41A012	221	F015M20A030	268	F016A21A001	268	F016A31B001
218	F015K21D018	218	F015K41A018	221	F015M20A033	268	F016A21A006	268	F016A31B006
218	F015K21D030	218	F015K41A030	221	F015M20B000	268	F016A21A012	268	F016A31B012
218	F015K21D033	218	F015K41A033	221	F015M20B001	268	F016A21A018	268	F016A31B018
219	F015K22A001	218	F015K41B001	221	F015M20B006	268	F016A21A030	268	F016A31B030
219	F015K22A006	218	F015K41B006	221	F015M20B012	268	F016A21A033	268	F016A31B033
219	F015K22A012	218	F015K41B012	221	F015M20B018	268	F016A21B001	268	F016A31D001
219	F015K22A018	218	F015K41B018	221	F015M20B030	268	F016A21B006	268	F016A31D006
219	F015K22A030	218	F015K41B030	221	F015M20B033	268	F016A21B012	268	F016A31D012
219	F015K22A033	218	F015K41B033	221	F015M20D000	268	F016A21B018	268	F016A31D018
219	F015K22B001	218	F015K41D001	221	F015M20D001	268	F016A21B030	268	F016A31D030
219	F015K22B006	218	F015K41D006	221	F015M20D006	268	F016A21B033	268	F016A31D033
219	F015K22B012	218	F015K41D012	221	F015M20D012	268	F016A21D001	270	F016A32A001
219	F015K22B018	218	F015K41D018	221	F015M20D018	268	F016A21D006	270	F016A32A006
219	F015K22B030	218	F015K41D030	221	F015M20D030	268	F016A21D012	270	F016A32A012
219	F015K22B033	218	F015K41D033	221	F015M20D033	268	F016A21D018	270	F016A32A018
219	F015K22D001	219	F015K42A001	221	F015M30A000	268	F016A21D030	270	F016A32A030
219	F015K22D006	219	F015K42A006	221	F015M30A001	268	F016A21D033	270	F016A32A033
219	F015K22D012	219	F015K42A012	221	F015M30A006	270	F016A22A001	270	F016A32B001
219	F015K22D018	219	F015K42A018	221	F015M30A012	270	F016A22A006	270	F016A32B006
219	F015K22D030	219	F015K42A030	221	F015M30A018	270	F016A22A012	270	F016A32B012
219	F015K22D033	219	F015K42A033	221	F015M30A030	270	F016A22A018	270	F016A32B018
218	F015K31A001	219	F015K42B001	221	F015M30A033	270	F016A22A030	270	F016A32B030
218	F015K31A006	219	F015K42B006	221	F015M30B000	270	F016A22A033	270	F016A32B033
218	F015K31A012	219	F015K42B012	221	F015M30B001	270	F016A22B001	270	F016A32D001
218	F015K31A018	219	F015K42B018	221	F015M30B006	270	F016A22B006	270	F016A32D006
218	F015K31A030	219	F015K42B030	221	F015M30B012	270	F016A22B012	270	F016A32D012
218	F015K31A033	219	F015K42B033	221	F015M30B018	270	F016A22B018	270	F016A32D018
218	F015K31B001	219	F015K42D001	221	F015M30B030	270	F016A22B030	270	F016A32D030
218	F015K31B006	219	F015K42D006	221	F015M30B033	270	F016A22B033	270	F016A32D033
218	F015K31B012	219	F015K42D012	221	F015M30D000	270	F016A22D001	272	F016A33A001
218	F015K31B018	219	F015K42D018	221	F015M30D001	270	F016A22D006	272	F016A33A006
218	F015K31B030	219	F015K42D030	221	F015M30D006	270	F016A22D012	272	F016A33A012
218	F015K31B033	219	F015K42D033	221	F015M30D012	270	F016A22D018	272	F016A33A018
218	F015K31D001	220	F015L20A000	221	F015M30D018	270	F016A22D030	272	F016A33A030
218	F015K31D006	220	F015L20A001	221	F015M30D030	270	F016A22D033	272	F016A33A033
218	F015K31D012	220	F015L20A006	221	F015M30D033	272	F016A23A001	272	F016A33B001
218	F015K31D018	220	F015L20A012	221	F015M40A000	272	F016A23A006	272	F016A33B006
218	F015K31D030	220	F015L20A018	221	F015M40A001	272	F016A23A012	272	F016A33B012
218	F015K31D033	220	F015L20A030	221	F015M40A006	272	F016A23A018	272	F016A33B018
219	F015K32A001	220	F015L20A033	221	F015M40A012	272	F016A23A030	272	F016A33B030
219	F015K32A006	220	F015L30A000	221	F015M40A018	272	F016A23A033	272	F016A33B033
219	F015K32A012	220	F015L30A001	221	F015M40A030	272	F016A23B001	272	F016A33D001
219	F015K32A018	220	F015L30A006	221	F015M40A033	272	F016A23B006	272	F016A33D006

Page	Reference	Page	Reference	Page	Reference	Page	Reference	Page	Reference
272	F016A33D012	269	F016B21A012	269	F016B31B012	269	F016B41D012	267	F016M24K012.A
272	F016A33D018	269	F016B21A018	269	F016B31B018	269	F016B41D018	267	F016M24K018.A
272	F016A33D030	269	F016B21A030	269	F016B31B030	269	F016B41D030	267	F016M24K030.A
272	F016A33D033	269	F016B21A033	269	F016B31B033	269	F016B41D033	267	F016M24K033.A
268	F016A41A001	269	F016B21B001	269	F016B31D001	271	F016B42A001	267	F016M25K001.A
268	F016A41A006	269	F016B21B006	269	F016B31D006	271	F016B42A006	267	F016M25K006.A
268	F016A41A012	269	F016B21B012	269	F016B31D012	271	F016B42A012	267	F016M25K012.A
268	F016A41A018	269	F016B21B018	269	F016B31D018	271	F016B42A018	267	F016M25K018.A
268	F016A41A030	269	F016B21B030	269	F016B31D030	271	F016B42A030	267	F016M25K030.A
268	F016A41A033	269	F016B21B033	269	F016B31D033	271	F016B42A033	267	F016M25K033.A
268	F016A41B001	269	F016B21D001	271	F016B32A001	271	F016B42B001	264	F016M31K001.A
268	F016A41B006	269	F016B21D006	271	F016B32A006	271	F016B42B006	264	F016M31K006.A
268	F016A41B012	269	F016B21D012	271	F016B32A012	271	F016B42B012	264	F016M31K012.A
268	F016A41B018	269	F016B21D018	271	F016B32A018	271	F016B42B018	264	F016M31K018.A
268	F016A41B030	269	F016B21D030	271	F016B32A030	271	F016B42B030	264	F016M31K030.A
268	F016A41B033	269	F016B21D033	271	F016B32A033	271	F016B42B033	264	F016M31K033.A
268	F016A41D001	271	F016B22A001	271	F016B32B001	271	F016B42D001	265	F016M32K001.A
268	F016A41D006	271	F016B22A006	271	F016B32B006	271	F016B42D006	265	F016M32K006.A
268	F016A41D012	271	F016B22A012	271	F016B32B012	271	F016B42D012	265	F016M32K012.A
268	F016A41D018	271	F016B22A018	271	F016B32B018	271	F016B42D018	265	F016M32K018.A
268	F016A41D030	271	F016B22A030	271	F016B32B030	271	F016B42D030	265	F016M32K030.A
268	F016A41D033	271	F016B22A033	271	F016B32B033	271	F016B42D033	265	F016M32K033.A
270	F016A42A001	271	F016B22B001	271	F016B32D001	273	F016B43A001	266	F016M33K001.A
270	F016A42A006	271	F016B22B006	271	F016B32D006	273	F016B43A006	266	F016M33K006.A
270	F016A42A012	271	F016B22B012	271	F016B32D012	273	F016B43A012	266	F016M33K012.A
270	F016A42A018	271	F016B22B018	271	F016B32D018	273	F016B43A018	266	F016M33K018.A
270	F016A42A030	271	F016B22B030	271	F016B32D030	273	F016B43A030	266	F016M33K030.A
270	F016A42A033	271	F016B22B033	271	F016B32D033	273	F016B43A033	266	F016M33K033.A
270	F016A42B001	271	F016B22D001	273	F016B33A001	273	F016B43B001	267	F016M34K001.A
270	F016A42B006	271	F016B22D006	273	F016B33A006	273	F016B43B006	267	F016M34K006.A
270	F016A42B012	271	F016B22D012	273	F016B33A012	273	F016B43B012	267	F016M34K012.A
270	F016A42B018	271	F016B22D018	273	F016B33A018	273	F016B43B018	267	F016M34K018.A
270	F016A42B030	271	F016B22D030	273	F016B33A030	273	F016B43B030	267	F016M34K030.A
270	F016A42B033	271	F016B22D033	273	F016B33A033	273	F016B43B033	267	F016M34K033.A
270	F016A42D001	273	F016B23A001	273	F016B33B001	273	F016B43D001	267	F016M35K001.A
270	F016A42D006	273	F016B23A006	273	F016B33B006	273	F016B43D006	267	F016M35K006.A
270	F016A42D012	273	F016B23A012	273	F016B33B012	273	F016B43D012	267	F016M35K012.A
270	F016A42D018	273	F016B23A018	273	F016B33B018	273	F016B43D018	267	F016M35K018.A
270	F016A42D030	273	F016B23A030	273	F016B33B030	273	F016B43D030	267	F016M35K030.A
270	F016A42D033	273	F016B23A033	273	F016B33B033	273	F016B43D033	267	F016M35K033.A
272	F016A43A001	273	F016B23B001	273	F016B33D001	264	F016M21K001.A	264	F016M41K001.A
272	F016A43A006	273	F016B23B006	273	F016B33D006	264	F016M21K006.A	264	F016M41K006.A
272	F016A43A012	273	F016B23B012	273	F016B33D012	264	F016M21K012.A	264	F016M41K012.A
272	F016A43A018	273	F016B23B018	273	F016B33D018	264	F016M21K018.A	264	F016M41K018.A
272	F016A43A030	273	F016B23B030	273	F016B33D030	264	F016M21K030.A	264	F016M41K030.A
272	F016A43A033	273	F016B23B033	273	F016B33D033	264	F016M21K033.A	264	F016M41K033.A
272	F016A43B001	273	F016B23D001	269	F016B41A001	265	F016M22K001.A	265	F016M42K001.A
272	F016A43B006	273	F016B23D006	269	F016B41A006	265	F016M22K006.A	265	F016M42K006.A
272	F016A43B012	273	F016B23D012	269	F016B41A012	265	F016M22K012.A	265	F016M42K012.A
272	F016A43B018	273	F016B23D018	269	F016B41A018	265	F016M22K018.A	265	F016M42K018.A
272	F016A43B030	273	F016B23D030	269	F016B41A030	265	F016M22K030.A	265	F016M42K030.A
272	F016A43B033	273	F016B23D033	269	F016B41A033	265	F016M22K033.A	265	F016M42K033.A
272	F016A43D001	269	F016B31A001	269	F016B41B001	266	F016M23K001.A	266	F016M43K001.A
272	F016A43D006	269	F016B31A006	269	F016B41B006	266	F016M23K006.A	266	F016M43K006.A
272	F016A43D012	269	F016B31A012	269	F016B41B012	266	F016M23K012.A	266	F016M43K012.A
272	F016A43D018	269	F016B31A018	269	F016B41B018	266	F016M23K018.A	266	F016M43K018.A
272	F016A43D030	269	F016B31A030	269	F016B41B030	266	F016M23K030.A	266	F016M43K030.A
272	F016A43D033	269	F016B31A033	269	F016B41B033	266	F016M23K033.A	266	F016M43K033.A
269	F016B21A001	269	F016B31B001	269	F016B41D001	267	F016M24K001.A	267	F016M44K001.A
269	F016B21A006	269	F016B31B006	269	F016B41D006	267	F016M24K006.A	267	F016M44K006.A

Page	Reference	Page	Reference	Page	Reference	Page	Reference	Page	Reference
614	F017R2LA033	614	F017R3JA033	613	F017R4DA033	616	F017Z140000	193	F018A22D012
614	F017R2LB006	614	F017R3JB006	613	F017R4DB006	618	F017Z210000	193	F018A22D013
614	F017R2LB033	614	F017R3JB033	613	F017R4DB033	618	F017Z211000	193	F018A22D018
614	F017R2LD006	614	F017R3JD006	613	F017R4DD006	618	F017Z220000	193	F018A22D025
614	F017R2LD033	614	F017R3JD033	613	F017R4DD033	618	F017Z221000	193	F018A22D030
615	F017R2QA006	614	F017R3KA006	614	F017R4HA006	618	F017Z230000	193	F018A22D033
615	F017R2QA033	614	F017R3KA033	614	F017R4HA033	618	F017Z231000	193	F018A23A001
615	F017R2QB006	614	F017R3KB006	614	F017R4HB006	618	F017Z240000	193	F018A23A012
615	F017R2QB033	614	F017R3KB033	614	F017R4HB033	618	F017Z241000	193	F018A23A013
615	F017R2QD006	614	F017R3KD006	614	F017R4HD006	618	F017Z490000	193	F018A23A018
615	F017R2QD033	614	F017R3KD033	614	F017R4HD033	618	F017Z530000	193	F018A23A025
615	F017R2RA006	614	F017R3LA006	614	F017R4JA006	618	F017Z531000	193	F018A23A030
615	F017R2RA033	614	F017R3LA033	614	F017R4JA033	616	F017Z550006	193	F018A23A033
615	F017R2RB006	614	F017R3LB006	614	F017R4JB006	616	F017Z550033	193	F018A23B001
615	F017R2RB033	614	F017R3LB033	614	F017R4JB033	616	F017Z560006	193	F018A23B012
615	F017R2RD006	614	F017R3LD006	614	F017R4JD006	616	F017Z560033	193	F018A23B013
615	F017R2RD033	614	F017R3LD033	614	F017R4JD033	616	F017Z610000	193	F018A23B018
615	F017R2SA006	615	F017R3QA006	614	F017R4KA006	616	F017Z620000	193	F018A23B025
615	F017R2SA033	615	F017R3QA033	614	F017R4KA033	616	F017Z630000	193	F018A23B030
615	F017R2SB006	615	F017R3QB006	614	F017R4KB006	616	F017Z640000	193	F018A23B033
615	F017R2SB033	615	F017R3QB033	614	F017R4KB033	616	F017Z710000	193	F018A23D001
615	F017R2SD006	615	F017R3QD006	614	F017R4KD006	616	F017Z720000	193	F018A23D012
615	F017R2SD033	615	F017R3QD033	614	F017R4KD033	616	F017Z730000	193	F018A23D013
615	F017R2TA006	615	F017R3RA006	614	F017R4LA006	616	F017Z740000	193	F018A23D018
615	F017R2TA033	615	F017R3RA033	614	F017R4LA033	192	F018A21A001	193	F018A23D025
615	F017R2TB006	615	F017R3RB006	614	F017R4LB006	192	F018A21A012	193	F018A23D030
615	F017R2TB033	615	F017R3RB033	614	F017R4LB033	192	F018A21A013	193	F018A23D033
615	F017R2TD006	615	F017R3RD006	614	F017R4LD006	192	F018A21A018	192	F018A31A001
615	F017R2TD033	615	F017R3RD033	614	F017R4LD033	192	F018A21A025	192	F018A31A012
613	F017R3AA006	615	F017R3SA006	615	F017R4QA006	192	F018A21A030	192	F018A31A013
613	F017R3AA033	615	F017R3SA033	615	F017R4QA033	192	F018A21A033	192	F018A31A018
613	F017R3AB006	615	F017R3SB006	615	F017R4QB006	192	F018A21B001	192	F018A31A025
613	F017R3AB033	615	F017R3SB033	615	F017R4QB033	192	F018A21B012	192	F018A31A030
613	F017R3AD006	615	F017R3SD006	615	F017R4QD006	192	F018A21B013	192	F018A31A033
613	F017R3AD033	615	F017R3SD033	615	F017R4QD033	192	F018A21B018	192	F018A31B001
613	F017R3BA006	615	F017R3TA006	615	F017R4RA006	192	F018A21B025	192	F018A31B012
613	F017R3BA033	615	F017R3TA033	615	F017R4RA033	192	F018A21B030	192	F018A31B013
613	F017R3BB006	615	F017R3TB006	615	F017R4RB006	192	F018A21B033	192	F018A31B018
613	F017R3BB033	615	F017R3TB033	615	F017R4RB033	192	F018A21D001	192	F018A31B025
613	F017R3BD006	615	F017R3TD006	615	F017R4RD006	192	F018A21D012	192	F018A31B030
613	F017R3BD033	615	F017R3TD033	615	F017R4RD033	192	F018A21D013	192	F018A31B033
613	F017R3CA006	613	F017R4AA006	615	F017R4SA006	192	F018A21D018	192	F018A31D001
613	F017R3CA033	613	F017R4AA033	615	F017R4SA033	192	F018A21D025	192	F018A31D012
613	F017R3CB006	613	F017R4AB006	615	F017R4SB006	192	F018A21D030	192	F018A31D013
613	F017R3CB033	613	F017R4AB033	615	F017R4SB033	192	F018A21D033	192	F018A31D018
613	F017R3CD006	613	F017R4AD006	615	F017R4SD006	193	F018A22A001	192	F018A31D025
613	F017R3CD033	613	F017R4AD033	615	F017R4SD033	193	F018A22A012	192	F018A31D030
613	F017R3DA006	613	F017R4BA006	615	F017R4TA006	193	F018A22A013	192	F018A31D033
613	F017R3DA033	613	F017R4BA033	615	F017R4TA033	193	F018A22A018	193	F018A32A001
613	F017R3DB006	613	F017R4BB006	615	F017R4TB006	193	F018A22A025	193	F018A32A012
613	F017R3DB033	613	F017R4BB033	615	F017R4TB033	193	F018A22A030	193	F018A32A013
613	F017R3DD006	613	F017R4BD006	615	F017R4TD006	193	F018A22A033	193	F018A32A018
613	F017R3DD033	613	F017R4BD033	615	F017R4TD033	193	F018A22B001	193	F018A32A025
614	F017R3HA006	613	F017R4CA006	616	F017Z010000	193	F018A22B012	193	F018A32A030
614	F017R3HA033	613	F017R4CA033	616	F017Z020000	193	F018A22B013	193	F018A32A033
614	F017R3HB006	613	F017R4CB006	616	F017Z030000	193	F018A22B018	193	F018A32B001
614	F017R3HB033	613	F017R4CB033	616	F017Z040000	193	F018A22B025	193	F018A32B012
614	F017R3HD006	613	F017R4CD006	616	F017Z110000	193	F018A22B030	193	F018A32B013
614	F017R3HD033	613	F017R4CD033	616	F017Z120000	193	F018A22B033	193	F018A32B018
614	F017R3JA006	613	F017R4DA006	616	F017Z130000	193	F018A22D001	193	F018A32B025

Page	Reference	Page	Reference	Page	Reference	Page	Reference	Page	Reference
193	F018A32B030	194	F018B32B013	195	F018D25A033	196	F018F21B018	196	F018F32B001
193	F018A32B033	194	F018B32B018	195	F018D25B001	196	F018F21B025	196	F018F32B012
193	F018A32D001	194	F018B32B025	195	F018D25B012	196	F018F21B030	196	F018F32B013
193	F018A32D012	194	F018B32B030	195	F018D25B013	196	F018F21B033	196	F018F32B018
193	F018A32D013	194	F018B32B033	195	F018D25B018	196	F018F21D001	196	F018F32B025
193	F018A32D018	194	F018B32D001	195	F018D25B025	196	F018F21D012	196	F018F32B030
193	F018A32D025	194	F018B32D012	195	F018D25B030	196	F018F21D013	196	F018F32B033
193	F018A32D030	194	F018B32D013	195	F018D25B033	196	F018F21D018	196	F018F32D001
193	F018A32D033	194	F018B32D018	195	F018D25D001	196	F018F21D025	196	F018F32D012
193	F018A33A001	194	F018B32D025	195	F018D25D012	196	F018F21D030	196	F018F32D013
193	F018A33A012	194	F018B32D030	195	F018D25D013	196	F018F21D033	196	F018F32D018
193	F018A33A013	194	F018B32D033	195	F018D25D018	196	F018F22A001	196	F018F32D025
193	F018A33A018	194	F018C25A001	195	F018D25D025	196	F018F22A012	196	F018F32D030
193	F018A33A025	194	F018C25A012	195	F018D25D030	196	F018F22A013	196	F018F32D033
193	F018A33A030	194	F018C25A013	195	F018D25D033	196	F018F22A018	197	F018Z000000
193	F018A33A033	194	F018C25A018	195	F018D35A001	196	F018F22A025	280	F019A21D001
193	F018A33B001	194	F018C25A025	195	F018D35A012	196	F018F22A030	280	F019A21D006
193	F018A33B012	194	F018C25A030	195	F018D35A013	196	F018F22A033	280	F019A21D012
193	F018A33B013	194	F018C25A033	195	F018D35A018	196	F018F22B001	280	F019A21D018
193	F018A33B018	194	F018C25B001	195	F018D35A025	196	F018F22B012	280	F019A21D030
193	F018A33B025	194	F018C25B012	195	F018D35A030	196	F018F22B013	280	F019A21D033
193	F018A33B030	194	F018C25B013	195	F018D35A033	196	F018F22B018	280	F019A22D001
193	F018A33B033	194	F018C25B018	195	F018D35B001	196	F018F22B025	280	F019A22D006
193	F018A33D001	194	F018C25B025	195	F018D35B012	196	F018F22B030	280	F019A22D012
193	F018A33D012	194	F018C25B030	195	F018D35B013	196	F018F22B033	280	F019A22D018
193	F018A33D013	194	F018C25B033	195	F018D35B018	196	F018F22D001	280	F019A22D030
193	F018A33D018	194	F018C25D001	195	F018D35B025	196	F018F22D012	280	F019A22D033
193	F018A33D025	194	F018C25D012	195	F018D35B030	196	F018F22D013	282	F019A23D001
193	F018A33D030	194	F018C25D013	195	F018D35B033	196	F018F22D018	282	F019A23D006
193	F018A33D033	194	F018C25D018	195	F018D35D001	196	F018F22D025	282	F019A23D012
194	F018B22A001	194	F018C25D025	195	F018D35D012	196	F018F22D030	282	F019A23D018
194	F018B22A012	194	F018C25D030	195	F018D35D013	196	F018F22D033	282	F019A23D030
194	F018B22A013	194	F018C25D033	195	F018D35D018	196	F018F31A001	282	F019A23D033
194	F018B22A018	194	F018C35A001	195	F018D35D025	196	F018F31A012	280	F019A31D001
194	F018B22A025	194	F018C35A012	195	F018D35D030	196	F018F31A013	280	F019A31D006
194	F018B22A030	194	F018C35A013	195	F018D35D033	196	F018F31A018	280	F019A31D012
194	F018B22A033	194	F018C35A018	192	F018E21K001	196	F018F31A025	280	F019A31D018
194	F018B22B001	194	F018C35A025	192	F018E21K012	196	F018F31A030	280	F019A31D030
194	F018B22B012	194	F018C35A030	192	F018E21K013	196	F018F31A033	280	F019A31D033
194	F018B22B013	194	F018C35A033	192	F018E21K018	196	F018F31B001	280	F019A32D001
194	F018B22B018	194	F018C35B001	192	F018E21K025	196	F018F31B012	280	F019A32D006
194	F018B22B025	194	F018C35B012	192	F018E21K030	196	F018F31B013	280	F019A32D012
194	F018B22B030	194	F018C35B013	192	F018E21K033	196	F018F31B018	280	F019A32D018
194	F018B22B033	194	F018C35B018	192	F018E31K001	196	F018F31B025	280	F019A32D030
194	F018B22D001	194	F018C35B025	192	F018E31K012	196	F018F31B030	280	F019A32D033
194	F018B22D012	194	F018C35B030	192	F018E31K013	196	F018F31B033	282	F019A33D001
194	F018B22D013	194	F018C35B033	192	F018E31K018	196	F018F31D001	282	F019A33D006
194	F018B22D018	194	F018C35D001	192	F018E31K025	196	F018F31D012	282	F019A33D012
194	F018B22D025	194	F018C35D012	192	F018E31K030	196	F018F31D013	282	F019A33D018
194	F018B22D030	194	F018C35D013	192	F018E31K033	196	F018F31D018	282	F019A33D030
194	F018B22D033	194	F018C35D018	196	F018F21A001	196	F018F31D025	282	F019A33D033
194	F018B32A001	194	F018C35D025	196	F018F21A012	196	F018F31D030	280	F019A41D001
194	F018B32A012	194	F018C35D030	196	F018F21A013	196	F018F31D033	280	F019A41D006
194	F018B32A013	194	F018C35D033	196	F018F21A018	196	F018F32A001	280	F019A41D012
194	F018B32A018	195	F018D25A001	196	F018F21A025	196	F018F32A012	280	F019A41D018
194	F018B32A025	195	F018D25A012	196	F018F21A030	196	F018F32A013	280	F019A41D030
194	F018B32A030	195	F018D25A013	196	F018F21A033	196	F018F32A018	280	F019A41D033
194	F018B32A033	195	F018D25A018	196	F018F21B001	196	F018F32A025	280	F019A42D001
194	F018B32B001	195	F018D25A025	196	F018F21B012	196	F018F32A030	280	F019A42D006
194	F018B32B012	195	F018D25A030	196	F018F21B013	196	F018F32A033	280	F019A42D012

Page	Reference	Page	Reference	Page	Reference	Page	Reference	Page	Reference
639	F020H2MH018	637	F020HTKH018	638	F020J4LH018	646	F021A16A018	651	F021A1HA018
639	F020H2MH030	637	F020HTKH030	638	F020J4LH030	646	F021A16A030	651	F021A1HA030
639	F020H2MH033	637	F020HTKH033	638	F020J4LH033	646	F021A16A033	651	F021A1HA033
636	F020H3JH001	638	F020HTLH001	639	F020J4MH001	648	F021A17A001	645	F021A1JA001
636	F020H3JH006	638	F020HTLH006	639	F020J4MH006	648	F021A17A006	645	F021A1JA006
636	F020H3JH012	638	F020HTLH012	639	F020J4MH012	648	F021A17A012	645	F021A1JA012
636	F020H3JH018	638	F020HTLH018	639	F020J4MH018	648	F021A17A018	645	F021A1JA018
636	F020H3JH030	638	F020HTLH030	639	F020J4MH030	648	F021A17A030	645	F021A1JA030
636	F020H3JH033	638	F020HTLH033	639	F020J4MH033	648	F021A17A033	645	F021A1JA033
637	F020H3KH001	639	F020HTMH001	637	F020JTKH001	650	F021A18A001	647	F021A1KA001
637	F020H3KH006	639	F020HTMH006	637	F020JTKH006	650	F021A18A006	647	F021A1KA006
637	F020H3KH012	639	F020HTMH012	637	F020JTKH012	650	F021A18A012	647	F021A1KA012
637	F020H3KH018	639	F020HTMH018	637	F020JTKH018	650	F021A18A018	647	F021A1KA018
637	F020H3KH030	639	F020HTMH030	637	F020JTKH030	650	F021A18A030	647	F021A1KA030
637	F020H3KH033	639	F020HTMH033	637	F020JTKH033	650	F021A18A033	647	F021A1KA033
638	F020H3LH001	637	F020J2KH001	638	F020JTLH001	644	F021A1AA001	649	F021A1LA001
638	F020H3LH006	637	F020J2KH006	638	F020JTLH006	644	F021A1AA006	649	F021A1LA006
638	F020H3LH012	637	F020J2KH012	638	F020JTLH012	644	F021A1AA012	649	F021A1LA012
638	F020H3LH018	637	F020J2KH018	638	F020JTLH018	644	F021A1AA018	649	F021A1LA018
638	F020H3LH030	637	F020J2KH030	638	F020JTLH030	644	F021A1AA030	649	F021A1LA030
638	F020H3LH033	637	F020J2KH033	638	F020JTLH033	644	F021A1AA033	649	F021A1LA033
639	F020H3MH001	638	F020J2LH001	639	F020JTMH001	647	F021A1BA001	651	F021A1MA001
639	F020H3MH006	638	F020J2LH006	639	F020JTMH006	647	F021A1BA006	651	F021A1MA006
639	F020H3MH012	638	F020J2LH012	639	F020JTMH012	647	F021A1BA012	651	F021A1MA012
639	F020H3MH018	638	F020J2LH018	639	F020JTMH018	647	F021A1BA018	651	F021A1MA018
639	F020H3MH030	638	F020J2LH030	639	F020JTMH030	647	F021A1BA030	651	F021A1MA030
639	F020H3MH033	638	F020J2LH033	639	F020JTMH033	647	F021A1BA033	651	F021A1MA033
636	F020H4JH001	639	F020J2MH001	644	F021A11A001	649	F021A1CA001	644	F021A21A001
636	F020H4JH006	639	F020J2MH006	644	F021A11A006	649	F021A1CA006	644	F021A21A006
636	F020H4JH012	639	F020J2MH012	644	F021A11A012	649	F021A1CA012	644	F021A21A012
636	F020H4JH018	639	F020J2MH018	644	F021A11A018	649	F021A1CA018	644	F021A21A018
636	F020H4JH030	639	F020J2MH030	644	F021A11A030	649	F021A1CA030	644	F021A21A030
636	F020H4JH033	639	F020J2MH033	644	F021A11A033	649	F021A1CA033	644	F021A21A033
637	F020H4KH001	637	F020J3KH001	646	F021A12A001	651	F021A1DA001	646	F021A22A001
637	F020H4KH006	637	F020J3KH006	646	F021A12A006	651	F021A1DA006	646	F021A22A006
637	F020H4KH012	637	F020J3KH012	646	F021A12A012	651	F021A1DA012	646	F021A22A012
637	F020H4KH018	637	F020J3KH018	646	F021A12A018	651	F021A1DA018	646	F021A22A018
637	F020H4KH030	637	F020J3KH030	646	F021A12A030	651	F021A1DA030	646	F021A22A030
637	F020H4KH033	637	F020J3KH033	646	F021A12A033	651	F021A1DA033	646	F021A22A033
638	F020H4LH001	638	F020J3LH001	648	F021A13A001	645	F021A1EA001	648	F021A23A001
638	F020H4LH006	638	F020J3LH006	648	F021A13A006	645	F021A1EA006	648	F021A23A006
638	F020H4LH012	638	F020J3LH012	648	F021A13A012	645	F021A1EA012	648	F021A23A012
638	F020H4LH018	638	F020J3LH018	648	F021A13A018	645	F021A1EA018	648	F021A23A018
638	F020H4LH030	638	F020J3LH030	648	F021A13A030	645	F021A1EA030	648	F021A23A030
638	F020H4LH033	638	F020J3LH033	648	F021A13A033	645	F021A1EA033	648	F021A23A033
639	F020H4MH001	639	F020J3MH001	650	F021A14A001	647	F021A1FA001	650	F021A24A001
639	F020H4MH006	639	F020J3MH006	650	F021A14A006	647	F021A1FA006	650	F021A24A006
639	F020H4MH012	639	F020J3MH012	650	F021A14A012	647	F021A1FA012	650	F021A24A012
639	F020H4MH018	639	F020J3MH018	650	F021A14A018	647	F021A1FA018	650	F021A24A018
639	F020H4MH030	639	F020J3MH030	650	F021A14A030	647	F021A1FA030	650	F021A24A030
639	F020H4MH033	639	F020J3MH033	650	F021A14A033	647	F021A1FA033	650	F021A24A033
636	F020HTJH001	637	F020J4KH001	644	F021A15A001	649	F021A1GA001	644	F021A25A001
636	F020HTJH006	637	F020J4KH006	644	F021A15A006	649	F021A1GA006	644	F021A25A006
636	F020HTJH012	637	F020J4KH012	644	F021A15A012	649	F021A1GA012	644	F021A25A012
636	F020HTJH018	637	F020J4KH018	644	F021A15A018	649	F021A1GA018	644	F021A25A018
636	F020HTJH030	637	F020J4KH030	644	F021A15A030	649	F021A1GA030	644	F021A25A030
636	F020HTJH033	637	F020J4KH033	644	F021A15A033	649	F021A1GA033	644	F021A25A033
637	F020HTKH001	638	F020J4LH001	646	F021A16A001	651	F021A1HA001	646	F021A26A001
637	F020HTKH006	638	F020J4LH006	646	F021A16A006	651	F021A1HA006	646	F021A26A006
637	F020HTKH012	638	F020J4LH012	646	F021A16A012	651	F021A1HA012	646	F021A26A012

Page	Reference	Page	Reference	Page	Reference	Page	Reference	Page	Reference
646	F021A26A018	651	F021A2HA018	646	F021A36A018	651	F021A3HA018	646	F021A46A018
646	F021A26A030	651	F021A2HA030	646	F021A36A030	651	F021A3HA030	646	F021A46A030
646	F021A26A033	651	F021A2HA033	646	F021A36A033	651	F021A3HA033	646	F021A46A033
648	F021A27A001	645	F021A2JA001	648	F021A37A001	645	F021A3JA001	648	F021A47A001
648	F021A27A006	645	F021A2JA006	648	F021A37A006	645	F021A3JA006	648	F021A47A006
648	F021A27A012	645	F021A2JA012	648	F021A37A012	645	F021A3JA012	648	F021A47A012
648	F021A27A018	645	F021A2JA018	648	F021A37A018	645	F021A3JA018	648	F021A47A018
648	F021A27A030	645	F021A2JA030	648	F021A37A030	645	F021A3JA030	648	F021A47A030
648	F021A27A033	645	F021A2JA033	648	F021A37A033	645	F021A3JA033	648	F021A47A033
650	F021A28A001	647	F021A2KA001	650	F021A38A001	647	F021A3KA001	650	F021A48A001
650	F021A28A006	647	F021A2KA006	650	F021A38A006	647	F021A3KA006	650	F021A48A006
650	F021A28A012	647	F021A2KA012	650	F021A38A012	647	F021A3KA012	650	F021A48A012
650	F021A28A018	647	F021A2KA018	650	F021A38A018	647	F021A3KA018	650	F021A48A018
650	F021A28A030	647	F021A2KA030	650	F021A38A030	647	F021A3KA030	650	F021A48A030
650	F021A28A033	647	F021A2KA033	650	F021A38A033	647	F021A3KA033	650	F021A48A033
644	F021A2AA001	649	F021A2LA001	644	F021A3AA001	649	F021A3LA001	644	F021A4AA001
644	F021A2AA006	649	F021A2LA006	644	F021A3AA006	649	F021A3LA006	644	F021A4AA006
644	F021A2AA012	649	F021A2LA012	644	F021A3AA012	649	F021A3LA012	644	F021A4AA012
644	F021A2AA018	649	F021A2LA018	644	F021A3AA018	649	F021A3LA018	644	F021A4AA018
644	F021A2AA030	649	F021A2LA030	644	F021A3AA030	649	F021A3LA030	644	F021A4AA030
644	F021A2AA033	649	F021A2LA033	644	F021A3AA033	649	F021A3LA033	644	F021A4AA033
647	F021A2BA001	651	F021A2MA001	647	F021A3BA001	651	F021A3MA001	647	F021A4BA001
647	F021A2BA006	651	F021A2MA006	647	F021A3BA006	651	F021A3MA006	647	F021A4BA006
647	F021A2BA012	651	F021A2MA012	647	F021A3BA012	651	F021A3MA012	647	F021A4BA012
647	F021A2BA018	651	F021A2MA018	647	F021A3BA018	651	F021A3MA018	647	F021A4BA018
647	F021A2BA030	651	F021A2MA030	647	F021A3BA030	651	F021A3MA030	647	F021A4BA030
647	F021A2BA033	651	F021A2MA033	647	F021A3BA033	651	F021A3MA033	647	F021A4BA033
649	F021A2CA001	644	F021A31A001	649	F021A3CA001	644	F021A41A001	649	F021A4CA001
649	F021A2CA006	644	F021A31A006	649	F021A3CA006	644	F021A41A006	649	F021A4CA006
649	F021A2CA012	644	F021A31A012	649	F021A3CA012	644	F021A41A012	649	F021A4CA012
649	F021A2CA018	644	F021A31A018	649	F021A3CA018	644	F021A41A018	649	F021A4CA018
649	F021A2CA030	644	F021A31A030	649	F021A3CA030	644	F021A41A030	649	F021A4CA030
649	F021A2CA033	644	F021A31A033	649	F021A3CA033	644	F021A41A033	649	F021A4CA033
651	F021A2DA001	646	F021A32A001	651	F021A3DA001	646	F021A42A001	651	F021A4DA001
651	F021A2DA006	646	F021A32A006	651	F021A3DA006	646	F021A42A006	651	F021A4DA006
651	F021A2DA012	646	F021A32A012	651	F021A3DA012	646	F021A42A012	651	F021A4DA012
651	F021A2DA018	646	F021A32A018	651	F021A3DA018	646	F021A42A018	651	F021A4DA018
651	F021A2DA030	646	F021A32A030	651	F021A3DA030	646	F021A42A030	651	F021A4DA030
651	F021A2DA033	646	F021A32A033	651	F021A3DA033	646	F021A42A033	651	F021A4DA033
645	F021A2EA001	648	F021A33A001	645	F021A3EA001	648	F021A43A001	645	F021A4EA001
645	F021A2EA006	648	F021A33A006	645	F021A3EA006	648	F021A43A006	645	F021A4EA006
645	F021A2EA012	648	F021A33A012	645	F021A3EA012	648	F021A43A012	645	F021A4EA012
645	F021A2EA018	648	F021A33A018	645	F021A3EA018	648	F021A43A018	645	F021A4EA018
645	F021A2EA030	648	F021A33A030	645	F021A3EA030	648	F021A43A030	645	F021A4EA030
645	F021A2EA033	648	F021A33A033	645	F021A3EA033	648	F021A43A033	645	F021A4EA033
647	F021A2FA001	650	F021A34A001	647	F021A3FA001	650	F021A44A001	647	F021A4FA001
647	F021A2FA006	650	F021A34A006	647	F021A3FA006	650	F021A44A006	647	F021A4FA006
647	F021A2FA012	650	F021A34A012	647	F021A3FA012	650	F021A44A012	647	F021A4FA012
647	F021A2FA018	650	F021A34A018	647	F021A3FA018	650	F021A44A018	647	F021A4FA018
647	F021A2FA030	650	F021A34A030	647	F021A3FA030	650	F021A44A030	647	F021A4FA030
647	F021A2FA033	650	F021A34A033	647	F021A3FA033	650	F021A44A033	647	F021A4FA033
649	F021A2GA001	644	F021A35A001	649	F021A3GA001	644	F021A45A001	649	F021A4GA001
649	F021A2GA006	644	F021A35A006	649	F021A3GA006	644	F021A45A006	649	F021A4GA006
649	F021A2GA012	644	F021A35A012	649	F021A3GA012	644	F021A45A012	649	F021A4GA012
649	F021A2GA018	644	F021A35A018	649	F021A3GA018	644	F021A45A018	649	F021A4GA018
649	F021A2GA030	644	F021A35A030	649	F021A3GA030	644	F021A45A030	649	F021A4GA030
649	F021A2GA033	644	F021A35A033	649	F021A3GA033	644	F021A45A033	649	F021A4GA033
651	F021A2HA001	646	F021A36A001	651	F021A3HA001	646	F021A46A001	651	F021A4HA001
651	F021A2HA006	646	F021A36A006	651	F021A3HA006	646	F021A46A006	651	F021A4HA006
651	F021A2HA012	646	F021A36A012	651	F021A3HA012	646	F021A46A012	651	F021A4HA012

Page	Reference	Page	Reference	Page	Reference	Page	Reference	Page	Reference
651	F021A4HA018	650	F021B14A018	647	F021B1BA018	655	F021B1GD018	644	F021B21A018
651	F021A4HA030	650	F021B14A030	647	F021B1BA030	655	F021B1GD030	644	F021B21A030
651	F021A4HA033	650	F021B14A033	647	F021B1BA033	655	F021B1GD033	644	F021B21A033
645	F021A4JA001	656	F021B14D001	652	F021B1BD001	651	F021B1HA001	646	F021B22A001
645	F021A4JA006	656	F021B14D006	652	F021B1BD006	651	F021B1HA006	646	F021B22A006
645	F021A4JA012	656	F021B14D012	652	F021B1BD012	651	F021B1HA012	646	F021B22A012
645	F021A4JA018	656	F021B14D018	652	F021B1BD018	651	F021B1HA018	646	F021B22A018
645	F021A4JA030	656	F021B14D030	652	F021B1BD030	651	F021B1HA030	646	F021B22A030
645	F021A4JA033	656	F021B14D033	652	F021B1BD033	651	F021B1HA033	646	F021B22A033
647	F021A4KA001	644	F021B15A001	649	F021B1CA001	657	F021B1HD001	652	F021B22D001
647	F021A4KA006	644	F021B15A006	649	F021B1CA006	657	F021B1HD006	652	F021B22D006
647	F021A4KA012	644	F021B15A012	649	F021B1CA012	657	F021B1HD012	652	F021B22D012
647	F021A4KA018	644	F021B15A018	649	F021B1CA018	657	F021B1HD018	652	F021B22D018
647	F021A4KA030	644	F021B15A030	649	F021B1CA030	657	F021B1HD030	652	F021B22D030
647	F021A4KA033	644	F021B15A033	649	F021B1CA033	657	F021B1HD033	652	F021B22D033
649	F021A4LA001	646	F021B16A001	654	F021B1CD001	645	F021B1JA001	648	F021B23A001
649	F021A4LA006	646	F021B16A006	654	F021B1CD006	645	F021B1JA006	648	F021B23A006
649	F021A4LA012	646	F021B16A012	654	F021B1CD012	645	F021B1JA012	648	F021B23A012
649	F021A4LA018	646	F021B16A018	654	F021B1CD018	645	F021B1JA018	648	F021B23A018
649	F021A4LA030	646	F021B16A030	654	F021B1CD030	645	F021B1JA030	648	F021B23A030
649	F021A4LA033	646	F021B16A033	654	F021B1CD033	645	F021B1JA033	648	F021B23A033
651	F021A4MA001	652	F021B16D001	651	F021B1DA001	647	F021B1KA001	654	F021B23D001
651	F021A4MA006	652	F021B16D006	651	F021B1DA006	647	F021B1KA006	654	F021B23D006
651	F021A4MA012	652	F021B16D012	651	F021B1DA012	647	F021B1KA012	654	F021B23D012
651	F021A4MA018	652	F021B16D018	651	F021B1DA018	647	F021B1KA018	654	F021B23D018
651	F021A4MA030	652	F021B16D030	651	F021B1DA030	647	F021B1KA030	654	F021B23D030
651	F021A4MA033	652	F021B16D033	651	F021B1DA033	647	F021B1KA033	654	F021B23D033
644	F021B11A001	648	F021B17A001	656	F021B1DD001	653	F021B1KD001	650	F021B24A001
644	F021B11A006	648	F021B17A006	656	F021B1DD006	653	F021B1KD006	650	F021B24A006
644	F021B11A012	648	F021B17A012	656	F021B1DD012	653	F021B1KD012	650	F021B24A012
644	F021B11A018	648	F021B17A018	656	F021B1DD018	653	F021B1KD018	650	F021B24A018
644	F021B11A030	648	F021B17A030	656	F021B1DD030	653	F021B1KD030	650	F021B24A030
644	F021B11A033	648	F021B17A033	656	F021B1DD033	653	F021B1KD033	650	F021B24A033
646	F021B12A001	654	F021B17D001	645	F021B1EA001	649	F021B1LA001	656	F021B24D001
646	F021B12A006	654	F021B17D006	645	F021B1EA006	649	F021B1LA006	656	F021B24D006
646	F021B12A012	654	F021B17D012	645	F021B1EA012	649	F021B1LA012	656	F021B24D012
646	F021B12A018	654	F021B17D018	645	F021B1EA018	649	F021B1LA018	656	F021B24D018
646	F021B12A030	654	F021B17D030	645	F021B1EA030	649	F021B1LA030	656	F021B24D030
646	F021B12A033	654	F021B17D033	645	F021B1EA033	649	F021B1LA033	656	F021B24D033
652	F021B12D001	650	F021B18A001	647	F021B1FA001	655	F021B1LD001	644	F021B25A001
652	F021B12D006	650	F021B18A006	647	F021B1FA006	655	F021B1LD006	644	F021B25A006
652	F021B12D012	650	F021B18A012	647	F021B1FA012	655	F021B1LD012	644	F021B25A012
652	F021B12D018	650	F021B18A018	647	F021B1FA018	655	F021B1LD018	644	F021B25A018
652	F021B12D030	650	F021B18A030	647	F021B1FA030	655	F021B1LD030	644	F021B25A030
652	F021B12D033	650	F021B18A033	647	F021B1FA033	655	F021B1LD033	644	F021B25A033
648	F021B13A001	656	F021B18D001	653	F021B1FD001	651	F021B1MA001	646	F021B26A001
648	F021B13A006	656	F021B18D006	653	F021B1FD006	651	F021B1MA006	646	F021B26A006
648	F021B13A012	656	F021B18D012	653	F021B1FD012	651	F021B1MA012	646	F021B26A012
648	F021B13A018	656	F021B18D018	653	F021B1FD018	651	F021B1MA018	646	F021B26A018
648	F021B13A030	656	F021B18D030	653	F021B1FD030	651	F021B1MA030	646	F021B26A030
648	F021B13A033	656	F021B18D033	653	F021B1FD033	651	F021B1MA033	646	F021B26A033
654	F021B13D001	644	F021B1AA001	649	F021B1GA001	657	F021B1MD001	652	F021B26D001
654	F021B13D006	644	F021B1AA006	649	F021B1GA006	657	F021B1MD006	652	F021B26D006
654	F021B13D012	644	F021B1AA012	649	F021B1GA012	657	F021B1MD012	652	F021B26D012
654	F021B13D018	644	F021B1AA018	649	F021B1GA018	657	F021B1MD018	652	F021B26D018
654	F021B13D030	644	F021B1AA030	649	F021B1GA030	657	F021B1MD030	652	F021B26D030
654	F021B13D033	644	F021B1AA033	649	F021B1GA033	657	F021B1MD033	652	F021B26D033
650	F021B14A001	647	F021B1BA001	655	F021B1GD001	644	F021B21A001	648	F021B27A001
650	F021B14A006	647	F021B1BA006	655	F021B1GD006	644	F021B21A006	648	F021B27A006
650	F021B14A012	647	F021B1BA012	655	F021B1GD012	644	F021B21A012	648	F021B27A012

Page	Reference	Page	Reference	Page	Reference	Page	Reference	Page	Reference
648	F021B27A018	656	F021B2DD018	653	F021B2KD018	650	F021B34A018	647	F021B3BA018
648	F021B27A030	656	F021B2DD030	653	F021B2KD030	650	F021B34A030	647	F021B3BA030
648	F021B27A033	656	F021B2DD033	653	F021B2KD033	650	F021B34A033	647	F021B3BA033
654	F021B27D001	645	F021B2EA001	649	F021B2LA001	656	F021B34D001	652	F021B3BD001
654	F021B27D006	645	F021B2EA006	649	F021B2LA006	656	F021B34D006	652	F021B3BD006
654	F021B27D012	645	F021B2EA012	649	F021B2LA012	656	F021B34D012	652	F021B3BD012
654	F021B27D018	645	F021B2EA018	649	F021B2LA018	656	F021B34D018	652	F021B3BD018
654	F021B27D030	645	F021B2EA030	649	F021B2LA030	656	F021B34D030	652	F021B3BD030
654	F021B27D033	645	F021B2EA033	649	F021B2LA033	656	F021B34D033	652	F021B3BD033
650	F021B28A001	647	F021B2FA001	655	F021B2LD001	644	F021B35A001	649	F021B3CA001
650	F021B28A006	647	F021B2FA006	655	F021B2LD006	644	F021B35A006	649	F021B3CA006
650	F021B28A012	647	F021B2FA012	655	F021B2LD012	644	F021B35A012	649	F021B3CA012
650	F021B28A018	647	F021B2FA018	655	F021B2LD018	644	F021B35A018	649	F021B3CA018
650	F021B28A030	647	F021B2FA030	655	F021B2LD030	644	F021B35A030	649	F021B3CA030
650	F021B28A033	647	F021B2FA033	655	F021B2LD033	644	F021B35A033	649	F021B3CA033
656	F021B28D001	653	F021B2FD001	651	F021B2MA001	646	F021B36A001	654	F021B3CD001
656	F021B28D006	653	F021B2FD006	651	F021B2MA006	646	F021B36A006	654	F021B3CD006
656	F021B28D012	653	F021B2FD012	651	F021B2MA012	646	F021B36A012	654	F021B3CD012
656	F021B28D018	653	F021B2FD018	651	F021B2MA018	646	F021B36A018	654	F021B3CD018
656	F021B28D030	653	F021B2FD030	651	F021B2MA030	646	F021B36A030	654	F021B3CD030
656	F021B28D033	653	F021B2FD033	651	F021B2MA033	646	F021B36A033	654	F021B3CD033
644	F021B2AA001	649	F021B2GA001	657	F021B2MD001	652	F021B36D001	651	F021B3DA001
644	F021B2AA006	649	F021B2GA006	657	F021B2MD006	652	F021B36D006	651	F021B3DA006
644	F021B2AA012	649	F021B2GA012	657	F021B2MD012	652	F021B36D012	651	F021B3DA012
644	F021B2AA018	649	F021B2GA018	657	F021B2MD018	652	F021B36D018	651	F021B3DA018
644	F021B2AA030	649	F021B2GA030	657	F021B2MD030	652	F021B36D030	651	F021B3DA030
644	F021B2AA033	649	F021B2GA033	657	F021B2MD033	652	F021B36D033	651	F021B3DA033
647	F021B2BA001	655	F021B2GD001	644	F021B31A001	648	F021B37A001	656	F021B3DD001
647	F021B2BA006	655	F021B2GD006	644	F021B31A006	648	F021B37A006	656	F021B3DD006
647	F021B2BA012	655	F021B2GD012	644	F021B31A012	648	F021B37A012	656	F021B3DD012
647	F021B2BA018	655	F021B2GD018	644	F021B31A018	648	F021B37A018	656	F021B3DD018
647	F021B2BA030	655	F021B2GD030	644	F021B31A030	648	F021B37A030	656	F021B3DD030
647	F021B2BA033	655	F021B2GD033	644	F021B31A033	648	F021B37A033	656	F021B3DD033
652	F021B2BD001	651	F021B2HA001	646	F021B32A001	654	F021B37D001	645	F021B3EA001
652	F021B2BD006	651	F021B2HA006	646	F021B32A006	654	F021B37D006	645	F021B3EA006
652	F021B2BD012	651	F021B2HA012	646	F021B32A012	654	F021B37D012	645	F021B3EA012
652	F021B2BD018	651	F021B2HA018	646	F021B32A018	654	F021B37D018	645	F021B3EA018
652	F021B2BD030	651	F021B2HA030	646	F021B32A030	654	F021B37D030	645	F021B3EA030
652	F021B2BD033	651	F021B2HA033	646	F021B32A033	654	F021B37D033	645	F021B3EA033
649	F021B2CA001	657	F021B2HD001	652	F021B32D001	650	F021B38A001	647	F021B3FA001
649	F021B2CA006	657	F021B2HD006	652	F021B32D006	650	F021B38A006	647	F021B3FA006
649	F021B2CA012	657	F021B2HD012	652	F021B32D012	650	F021B38A012	647	F021B3FA012
649	F021B2CA018	657	F021B2HD018	652	F021B32D018	650	F021B38A018	647	F021B3FA018
649	F021B2CA030	657	F021B2HD030	652	F021B32D030	650	F021B38A030	647	F021B3FA030
649	F021B2CA033	657	F021B2HD033	652	F021B32D033	650	F021B38A033	647	F021B3FA033
654	F021B2CD001	645	F021B2JA001	648	F021B33A001	656	F021B38D001	653	F021B3FD001
654	F021B2CD006	645	F021B2JA006	648	F021B33A006	656	F021B38D006	653	F021B3FD006
654	F021B2CD012	645	F021B2JA012	648	F021B33A012	656	F021B38D012	653	F021B3FD012
654	F021B2CD018	645	F021B2JA018	648	F021B33A018	656	F021B38D018	653	F021B3FD018
654	F021B2CD030	645	F021B2JA030	648	F021B33A030	656	F021B38D030	653	F021B3FD030
654	F021B2CD033	645	F021B2JA033	648	F021B33A033	656	F021B38D033	653	F021B3FD033
651	F021B2DA001	647	F021B2KA001	654	F021B33D001	644	F021B3AA001	649	F021B3GA001
651	F021B2DA006	647	F021B2KA006	654	F021B33D006	644	F021B3AA006	649	F021B3GA006
651	F021B2DA012	647	F021B2KA012	654	F021B33D012	644	F021B3AA012	649	F021B3GA012
651	F021B2DA018	647	F021B2KA018	654	F021B33D018	644	F021B3AA018	649	F021B3GA018
651	F021B2DA030	647	F021B2KA030	654	F021B33D030	644	F021B3AA030	649	F021B3GA030
651	F021B2DA033	647	F021B2KA033	654	F021B33D033	644	F021B3AA033	649	F021B3GA033
656	F021B2DD001	653	F021B2KD001	650	F021B34A001	647	F021B3BA001	655	F021B3GD001
656	F021B2DD006	653	F021B2KD006	650	F021B34A006	647	F021B3BA006	655	F021B3GD006
656	F021B2DD012	653	F021B2KD012	650	F021B34A012	647	F021B3BA012	655	F021B3GD012

Page	Reference	Page	Reference	Page	Reference	Page	Reference	Page	Reference
655	F021B3GD018	644	F021B41A018	648	F021B47A018	656	F021B4DD018	653	F021B4KD018
655	F021B3GD030	644	F021B41A030	648	F021B47A030	656	F021B4DD030	653	F021B4KD030
655	F021B3GD033	644	F021B41A033	648	F021B47A033	656	F021B4DD033	653	F021B4KD033
651	F021B3HA001	646	F021B42A001	654	F021B47D001	645	F021B4EA001	649	F021B4LA001
651	F021B3HA006	646	F021B42A006	654	F021B47D006	645	F021B4EA006	649	F021B4LA006
651	F021B3HA012	646	F021B42A012	654	F021B47D012	645	F021B4EA012	649	F021B4LA012
651	F021B3HA018	646	F021B42A018	654	F021B47D018	645	F021B4EA018	649	F021B4LA018
651	F021B3HA030	646	F021B42A030	654	F021B47D030	645	F021B4EA030	649	F021B4LA030
651	F021B3HA033	646	F021B42A033	654	F021B47D033	645	F021B4EA033	649	F021B4LA033
657	F021B3HD001	652	F021B42D001	650	F021B48A001	647	F021B4FA001	655	F021B4LD001
657	F021B3HD006	652	F021B42D006	650	F021B48A006	647	F021B4FA006	655	F021B4LD006
657	F021B3HD012	652	F021B42D012	650	F021B48A012	647	F021B4FA012	655	F021B4LD012
657	F021B3HD018	652	F021B42D018	650	F021B48A018	647	F021B4FA018	655	F021B4LD018
657	F021B3HD030	652	F021B42D030	650	F021B48A030	647	F021B4FA030	655	F021B4LD030
657	F021B3HD033	652	F021B42D033	650	F021B48A033	647	F021B4FA033	655	F021B4LD033
645	F021B3JA001	648	F021B43A001	656	F021B48D001	653	F021B4FD001	651	F021B4MA001
645	F021B3JA006	648	F021B43A006	656	F021B48D006	653	F021B4FD006	651	F021B4MA006
645	F021B3JA012	648	F021B43A012	656	F021B48D012	653	F021B4FD012	651	F021B4MA012
645	F021B3JA018	648	F021B43A018	656	F021B48D018	653	F021B4FD018	651	F021B4MA018
645	F021B3JA030	648	F021B43A030	656	F021B48D030	653	F021B4FD030	651	F021B4MA030
645	F021B3JA033	648	F021B43A033	656	F021B48D033	653	F021B4FD033	651	F021B4MA033
647	F021B3KA001	654	F021B43D001	644	F021B4AA001	649	F021B4GA001	657	F021B4MD001
647	F021B3KA006	654	F021B43D006	644	F021B4AA006	649	F021B4GA006	657	F021B4MD006
647	F021B3KA012	654	F021B43D012	644	F021B4AA012	649	F021B4GA012	657	F021B4MD012
647	F021B3KA018	654	F021B43D018	644	F021B4AA018	649	F021B4GA018	657	F021B4MD018
647	F021B3KA030	654	F021B43D030	644	F021B4AA030	649	F021B4GA030	657	F021B4MD030
647	F021B3KA033	654	F021B43D033	644	F021B4AA033	649	F021B4GA033	657	F021B4MD033
653	F021B3KD001	650	F021B44A001	647	F021B4BA001	655	F021B4GD001	646	F021C12A001
653	F021B3KD006	650	F021B44A006	647	F021B4BA006	655	F021B4GD006	646	F021C12A006
653	F021B3KD012	650	F021B44A012	647	F021B4BA012	655	F021B4GD012	646	F021C12A012
653	F021B3KD018	650	F021B44A018	647	F021B4BA018	655	F021B4GD018	646	F021C12A018
653	F021B3KD030	650	F021B44A030	647	F021B4BA030	655	F021B4GD030	646	F021C12A030
653	F021B3KD033	650	F021B44A033	647	F021B4BA033	655	F021B4GD033	646	F021C12A033
649	F021B3LA001	656	F021B44D001	652	F021B4BD001	651	F021B4HA001	652	F021C12D001
649	F021B3LA006	656	F021B44D006	652	F021B4BD006	651	F021B4HA006	652	F021C12D006
649	F021B3LA012	656	F021B44D012	652	F021B4BD012	651	F021B4HA012	652	F021C12D012
649	F021B3LA018	656	F021B44D018	652	F021B4BD018	651	F021B4HA018	652	F021C12D018
649	F021B3LA030	656	F021B44D030	652	F021B4BD030	651	F021B4HA030	652	F021C12D030
649	F021B3LA033	656	F021B44D033	652	F021B4BD033	651	F021B4HA033	652	F021C12D033
655	F021B3LD001	644	F021B45A001	649	F021B4CA001	657	F021B4HD001	648	F021C13A001
655	F021B3LD006	644	F021B45A006	649	F021B4CA006	657	F021B4HD006	648	F021C13A006
655	F021B3LD012	644	F021B45A012	649	F021B4CA012	657	F021B4HD012	648	F021C13A012
655	F021B3LD018	644	F021B45A018	649	F021B4CA018	657	F021B4HD018	648	F021C13A018
655	F021B3LD030	644	F021B45A030	649	F021B4CA030	657	F021B4HD030	648	F021C13A030
655	F021B3LD033	644	F021B45A033	649	F021B4CA033	657	F021B4HD033	648	F021C13A033
651	F021B3MA001	646	F021B46A001	654	F021B4CD001	645	F021B4JA001	654	F021C13D001
651	F021B3MA006	646	F021B46A006	654	F021B4CD006	645	F021B4JA006	654	F021C13D006
651	F021B3MA012	646	F021B46A012	654	F021B4CD012	645	F021B4JA012	654	F021C13D012
651	F021B3MA018	646	F021B46A018	654	F021B4CD018	645	F021B4JA018	654	F021C13D018
651	F021B3MA030	646	F021B46A030	654	F021B4CD030	645	F021B4JA030	654	F021C13D030
651	F021B3MA033	646	F021B46A033	654	F021B4CD033	645	F021B4JA033	654	F021C13D033
657	F021B3MD001	652	F021B46D001	651	F021B4DA001	647	F021B4KA001	650	F021C14A001
657	F021B3MD006	652	F021B46D006	651	F021B4DA006	647	F021B4KA006	650	F021C14A006
657	F021B3MD012	652	F021B46D012	651	F021B4DA012	647	F021B4KA012	650	F021C14A012
657	F021B3MD018	652	F021B46D018	651	F021B4DA018	647	F021B4KA018	650	F021C14A018
657	F021B3MD030	652	F021B46D030	651	F021B4DA030	647	F021B4KA030	650	F021C14A030
657	F021B3MD033	652	F021B46D033	651	F021B4DA033	647	F021B4KA033	650	F021C14A033
644	F021B41A001	648	F021B47A001	656	F021B4DD001	653	F021B4KD001	656	F021C14D001
644	F021B41A006	648	F021B47A006	656	F021B4DD006	653	F021B4KD006	656	F021C14D006
644	F021B41A012	648	F021B47A012	656	F021B4DD012	653	F021B4KD012	656	F021C14D012

Page	Reference	Page	Reference	Page	Reference	Page	Reference	Page	Reference
654	F021C4CD018	653	F021C4KD018	661	F021G2MA018	660	F021G4KA018	660	F021H3JA018
654	F021C4CD030	653	F021C4KD030	661	F021G2MA030	660	F021G4KA030	660	F021H3JA030
654	F021C4CD033	653	F021C4KD033	661	F021G2MA033	660	F021G4KA033	660	F021H3JA033
651	F021C4DA001	649	F021C4LA001	663	F021G2MD001	662	F021G4KD001	660	F021H3KA001
651	F021C4DA006	649	F021C4LA006	663	F021G2MD006	662	F021G4KD006	660	F021H3KA006
651	F021C4DA012	649	F021C4LA012	663	F021G2MD012	662	F021G4KD012	660	F021H3KA012
651	F021C4DA018	649	F021C4LA018	663	F021G2MD018	662	F021G4KD018	660	F021H3KA018
651	F021C4DA030	649	F021C4LA030	663	F021G2MD030	662	F021G4KD030	660	F021H3KA030
651	F021C4DA033	649	F021C4LA033	663	F021G2MD033	662	F021G4KD033	660	F021H3KA033
656	F021C4DD001	655	F021C4LD001	660	F021G3JA001	661	F021G4LA001	661	F021H3LA001
656	F021C4DD006	655	F021C4LD006	660	F021G3JA006	661	F021G4LA006	661	F021H3LA006
656	F021C4DD012	655	F021C4LD012	660	F021G3JA012	661	F021G4LA012	661	F021H3LA012
656	F021C4DD018	655	F021C4LD018	660	F021G3JA018	661	F021G4LA018	661	F021H3LA018
656	F021C4DD030	655	F021C4LD030	660	F021G3JA030	661	F021G4LA030	661	F021H3LA030
656	F021C4DD033	655	F021C4LD033	660	F021G3JA033	661	F021G4LA033	661	F021H3LA033
647	F021C4FA001	651	F021C4MA001	660	F021G3KA001	662	F021G4LD001	661	F021H3MA001
647	F021C4FA006	651	F021C4MA006	660	F021G3KA006	662	F021G4LD006	661	F021H3MA006
647	F021C4FA012	651	F021C4MA012	660	F021G3KA012	662	F021G4LD012	661	F021H3MA012
647	F021C4FA018	651	F021C4MA018	660	F021G3KA018	662	F021G4LD018	661	F021H3MA018
647	F021C4FA030	651	F021C4MA030	660	F021G3KA030	662	F021G4LD030	661	F021H3MA030
647	F021C4FA033	651	F021C4MA033	660	F021G3KA033	662	F021G4LD033	661	F021H3MA033
653	F021C4FD001	657	F021C4MD001	662	F021G3KD001	661	F021G4MA001	660	F021H4JA001
653	F021C4FD006	657	F021C4MD006	662	F021G3KD006	661	F021G4MA006	660	F021H4JA006
653	F021C4FD012	657	F021C4MD012	662	F021G3KD012	661	F021G4MA012	660	F021H4JA012
653	F021C4FD018	657	F021C4MD018	662	F021G3KD018	661	F021G4MA018	660	F021H4JA018
653	F021C4FD030	657	F021C4MD030	662	F021G3KD030	661	F021G4MA030	660	F021H4JA030
653	F021C4FD033	657	F021C4MD033	662	F021G3KD033	661	F021G4MA033	660	F021H4JA033
649	F021C4GA001	660	F021G2JA001	661	F021G3LA001	663	F021G4MD001	660	F021H4KA001
649	F021C4GA006	660	F021G2JA006	661	F021G3LA006	663	F021G4MD006	660	F021H4KA006
649	F021C4GA012	660	F021G2JA012	661	F021G3LA012	663	F021G4MD012	660	F021H4KA012
649	F021C4GA018	660	F021G2JA018	661	F021G3LA018	663	F021G4MD018	660	F021H4KA018
649	F021C4GA030	660	F021G2JA030	661	F021G3LA030	663	F021G4MD030	660	F021H4KA030
649	F021C4GA033	660	F021G2JA033	661	F021G3LA033	663	F021G4MD033	660	F021H4KA033
655	F021C4GD001	660	F021G2KA001	662	F021G3LD001	660	F021H2JA001	661	F021H4LA001
655	F021C4GD006	660	F021G2KA006	662	F021G3LD006	660	F021H2JA006	661	F021H4LA006
655	F021C4GD012	660	F021G2KA012	662	F021G3LD012	660	F021H2JA012	661	F021H4LA012
655	F021C4GD018	660	F021G2KA018	662	F021G3LD018	660	F021H2JA018	661	F021H4LA018
655	F021C4GD030	660	F021G2KA030	662	F021G3LD030	660	F021H2JA030	661	F021H4LA030
655	F021C4GD033	660	F021G2KA033	662	F021G3LD033	660	F021H2JA033	661	F021H4LA033
651	F021C4HA001	662	F021G2KD001	661	F021G3MA001	660	F021H2KA001	661	F021H4MA001
651	F021C4HA006	662	F021G2KD006	661	F021G3MA006	660	F021H2KA006	661	F021H4MA006
651	F021C4HA012	662	F021G2KD012	661	F021G3MA012	660	F021H2KA012	661	F021H4MA012
651	F021C4HA018	662	F021G2KD018	661	F021G3MA018	660	F021H2KA018	661	F021H4MA018
651	F021C4HA030	662	F021G2KD030	661	F021G3MA030	660	F021H2KA030	661	F021H4MA030
651	F021C4HA033	662	F021G2KD033	661	F021G3MA033	660	F021H2KA033	661	F021H4MA033
657	F021C4HD001	661	F021G2LA001	663	F021G3MD001	661	F021H2LA001	660	F021J2KA001
657	F021C4HD006	661	F021G2LA006	663	F021G3MD006	661	F021H2LA006	660	F021J2KA006
657	F021C4HD012	661	F021G2LA012	663	F021G3MD012	661	F021H2LA012	660	F021J2KA012
657	F021C4HD018	661	F021G2LA018	663	F021G3MD018	661	F021H2LA018	660	F021J2KA018
657	F021C4HD030	661	F021G2LA030	663	F021G3MD030	661	F021H2LA030	660	F021J2KA030
657	F021C4HD033	661	F021G2LA033	663	F021G3MD033	661	F021H2LA033	660	F021J2KA033
647	F021C4KA001	662	F021G2LD001	660	F021G4JA001	661	F021H2MA001	662	F021J2KD001
647	F021C4KA006	662	F021G2LD006	660	F021G4JA006	661	F021H2MA006	662	F021J2KD006
647	F021C4KA012	662	F021G2LD012	660	F021G4JA012	661	F021H2MA012	662	F021J2KD012
647	F021C4KA018	662	F021G2LD018	660	F021G4JA018	661	F021H2MA018	662	F021J2KD018
647	F021C4KA030	662	F021G2LD030	660	F021G4JA030	661	F021H2MA030	662	F021J2KD030
647	F021C4KA033	662	F021G2LD033	660	F021G4JA033	661	F021H2MA033	662	F021J2KD033
653	F021C4KD001	661	F021G2MA001	660	F021G4KA001	660	F021H3JA001	661	F021J2LA001
653	F021C4KD006	661	F021G2MA006	660	F021G4KA006	660	F021H3JA006	661	F021J2LA006
653	F021C4KD012	661	F021G2MA012	660	F021G4KA012	660	F021H3JA012	661	F021J2LA012

Page	Reference	Page	Reference	Page	Reference	Page	Reference	Page	Reference
661	F021J2LA018	660	F021J4KA018	664	F021LTKD018	659	F021PTLD018	170	F023B2BB001
661	F021J2LA030	660	F021J4KA030	664	F021LTKD030	659	F021PTLD030	170	F023B2BB006
661	F021J2LA033	660	F021J4KA033	664	F021LTKD033	659	F021PTLD033	170	F023B2BB012
662	F021J2LD001	662	F021J4KD001	664	F021LTLD001	659	F021PTMD001	170	F023B2BB018
662	F021J2LD006	662	F021J4KD006	664	F021LTLD006	659	F021PTMD006	170	F023B2BB030
662	F021J2LD012	662	F021J4KD012	664	F021LTLD012	659	F021PTMD012	170	F023B2BB033
662	F021J2LD018	662	F021J4KD018	664	F021LTLD018	659	F021PTMD018	170	F023B2BD001
662	F021J2LD030	662	F021J4KD030	664	F021LTLD030	659	F021PTMD030	170	F023B2BD006
662	F021J2LD033	662	F021J4KD033	664	F021LTLD033	659	F021PTMD033	170	F023B2BD012
661	F021J2MA001	661	F021J4LA001	664	F021LTMD001	659	F021QTKD001	170	F023B2BD018
661	F021J2MA006	661	F021J4LA006	664	F021LTMD006	659	F021QTKD006	170	F023B2BD030
661	F021J2MA012	661	F021J4LA012	664	F021LTMD012	659	F021QTKD012	170	F023B2BD033
661	F021J2MA018	661	F021J4LA018	664	F021LTMD018	659	F021QTKD018	170	F023B3AA001
661	F021J2MA030	661	F021J4LA030	664	F021LTMD030	659	F021QTKD030	170	F023B3AA006
661	F021J2MA033	661	F021J4LA033	664	F021LTMD033	659	F021QTKD033	170	F023B3AA012
663	F021J2MD001	662	F021J4LD001	658	F021MRKJ001	659	F021QTL001	170	F023B3AA018
663	F021J2MD006	662	F021J4LD006	658	F021MRKJ006	659	F021QTL006	170	F023B3AA030
663	F021J2MD012	662	F021J4LD012	658	F021MRKJ012	659	F021QTL012	170	F023B3AA033
663	F021J2MD018	662	F021J4LD018	658	F021MRKJ018	659	F021QTL018	170	F023B3AB001
663	F021J2MD030	662	F021J4LD030	658	F021MRKJ030	659	F021QTL030	170	F023B3AB006
663	F021J2MD033	662	F021J4LD033	658	F021MRKJ033	659	F021QTL033	170	F023B3AB012
660	F021J3KA001	661	F021J4MA001	658	F021MRLJ001	659	F021QTM001	170	F023B3AB018
660	F021J3KA006	661	F021J4MA006	658	F021MRLJ006	659	F021QTM006	170	F023B3AB030
660	F021J3KA012	661	F021J4MA012	658	F021MRLJ012	659	F021QTM012	170	F023B3AB033
660	F021J3KA018	661	F021J4MA018	658	F021MRLJ018	659	F021QTM018	170	F023B3AD001
660	F021J3KA030	661	F021J4MA030	658	F021MRLJ030	659	F021QTM030	170	F023B3AD006
660	F021J3KA033	661	F021J4MA033	658	F021MRLJ033	659	F021QTM033	170	F023B3AD012
662	F021J3KD001	663	F021J4MD001	658	F021MRMJ001	640	F021Z010000	170	F023B3AD018
662	F021J3KD006	663	F021J4MD006	658	F021MRMJ006	665	F021Z020000	170	F023B3AD030
662	F021J3KD012	663	F021J4MD012	658	F021MRMJ012	665	F021Z030000	170	F023B3AD033
662	F021J3KD018	663	F021J4MD018	658	F021MRMJ018	666	F021Z040000	170	F023B3BA001
662	F021J3KD030	663	F021J4MD030	658	F021MRMJ030	666	F021Z050000	170	F023B3BA006
662	F021J3KD033	663	F021J4MD033	658	F021MRMJ033	666	F021Z060000	170	F023B3BA012
661	F021J3LA001	664	F021KTJD001	658	F021MWKJ001	640	F021Z070000	170	F023B3BA018
661	F021J3LA006	664	F021KTJD006	658	F021MWKJ006	640	F021Z090000	170	F023B3BA030
661	F021J3LA012	664	F021KTJD012	658	F021MWKJ012	640	F021Z100000	170	F023B3BA033
661	F021J3LA018	664	F021KTJD018	658	F021MWKJ018	170	F023B2AA001	170	F023B3BB001
661	F021J3LA030	664	F021KTJD030	658	F021MWKJ030	170	F023B2AA006	170	F023B3BB006
661	F021J3LA033	664	F021KTJD033	658	F021MWKJ033	170	F023B2AA012	170	F023B3BB012
662	F021J3LD001	664	F021KTKD001	658	F021MWLJ001	170	F023B2AA018	170	F023B3BB018
662	F021J3LD006	664	F021KTKD006	658	F021MWLJ006	170	F023B2AA030	170	F023B3BB030
662	F021J3LD012	664	F021KTKD012	658	F021MWLJ012	170	F023B2AA033	170	F023B3BB033
662	F021J3LD018	664	F021KTKD018	658	F021MWLJ018	170	F023B2AB001	170	F023B3BD001
662	F021J3LD030	664	F021KTKD030	658	F021MWLJ030	170	F023B2AB006	170	F023B3BD006
662	F021J3LD033	664	F021KTKD033	658	F021MWLJ033	170	F023B2AB012	170	F023B3BD012
661	F021J3MA001	664	F021KTLD001	658	F021MWMJ001	170	F023B2AB018	170	F023B3BD018
661	F021J3MA006	664	F021KTLD006	658	F021MWMJ006	170	F023B2AB030	170	F023B3BD030
661	F021J3MA012	664	F021KTLD012	658	F021MWMJ012	170	F023B2AB033	170	F023B3BD033
661	F021J3MA018	664	F021KTLD018	658	F021MWMJ018	170	F023B2AD001	170	F023B4AA001
661	F021J3MA030	664	F021KTLD030	658	F021MWMJ030	170	F023B2AD006	170	F023B4AA006
661	F021J3MA033	664	F021KTLD033	658	F021MWMJ033	170	F023B2AD012	170	F023B4AA012
663	F021J3MD001	664	F021KTMD001	659	F021PTKD001	170	F023B2AD018	170	F023B4AA018
663	F021J3MD006	664	F021KTMD006	659	F021PTKD006	170	F023B2AD030	170	F023B4AA030
663	F021J3MD012	664	F021KTMD012	659	F021PTKD012	170	F023B2AD033	170	F023B4AA033
663	F021J3MD018	664	F021KTMD018	659	F021PTKD018	170	F023B2BA001	170	F023B4AB001
663	F021J3MD030	664	F021KTMD030	659	F021PTKD030	170	F023B2BA006	170	F023B4AB006
663	F021J3MD033	664	F021KTMD033	659	F021PTKD033	170	F023B2BA012	170	F023B4AB012
660	F021J4KA001	664	F021LTKD001	659	F021PTLD001	170	F023B2BA018	170	F023B4AB018
660	F021J4KA006	664	F021LTKD006	659	F021PTLD006	170	F023B2BA030	170	F023B4AB030
660	F021J4KA012	664	F021LTKD012	659	F021PTLD012	170	F023B2BA033	170	F023B4AB033

Page	Reference	Page	Reference	Page	Reference	Page	Reference	Page	Reference
182	F023K42A001	183	F023L43A001	184	F023M31A001	184	F023M41B001	130	F02502CA006
182	F023K42A006	183	F023L43A006	184	F023M31A006	184	F023M41B006	130	F02502CA012
182	F023K42A012	183	F023L43A012	184	F023M31A012	184	F023M41B012	130	F02502CA018
182	F023K42A018	183	F023L43A018	184	F023M31A018	184	F023M41B018	130	F02502CA030
182	F023K42A030	183	F023L43A030	184	F023M31A030	184	F023M41B030	130	F02502CA033
182	F023K42A033	183	F023L43A033	184	F023M31A033	184	F023M41B033	130	F02503BA001
182	F023K43A001	184	F023M21A001	184	F023M31B001	184	F023M41D001	130	F02503BA006
182	F023K43A006	184	F023M21A006	184	F023M31B006	184	F023M41D006	130	F02503BA012
182	F023K43A012	184	F023M21A012	184	F023M31B012	184	F023M41D012	130	F02503BA018
182	F023K43A018	184	F023M21A018	184	F023M31B018	184	F023M41D018	130	F02503BA030
182	F023K43A030	184	F023M21A030	184	F023M31B030	184	F023M41D030	130	F02503BA033
182	F023K43A033	184	F023M21A033	184	F023M31B033	184	F023M41D033	130	F02503CA001
183	F023L21A001	184	F023M21B001	184	F023M31D001	184	F023M42A001	130	F02503CA006
183	F023L21A006	184	F023M21B006	184	F023M31D006	184	F023M42A006	130	F02503CA012
183	F023L21A012	184	F023M21B012	184	F023M31D012	184	F023M42A012	130	F02503CA018
183	F023L21A018	184	F023M21B018	184	F023M31D018	184	F023M42A018	130	F02503CA030
183	F023L21A030	184	F023M21B030	184	F023M31D030	184	F023M42A030	130	F02503CA033
183	F023L21A033	184	F023M21B033	184	F023M31D033	184	F023M42A033	130	F02504BA001
183	F023L22A001	184	F023M21D001	184	F023M32A001	184	F023M42B001	130	F02504BA006
183	F023L22A006	184	F023M21D006	184	F023M32A006	184	F023M42B006	130	F02504BA012
183	F023L22A012	184	F023M21D012	184	F023M32A012	184	F023M42B012	130	F02504BA018
183	F023L22A018	184	F023M21D018	184	F023M32A018	184	F023M42B018	130	F02504BA030
183	F023L22A030	184	F023M21D030	184	F023M32A030	184	F023M42B030	130	F02504BA033
183	F023L22A033	184	F023M21D033	184	F023M32A033	184	F023M42B033	130	F02504CA001
183	F023L23A001	184	F023M22A001	184	F023M32B001	184	F023M42D001	130	F02504CA006
183	F023L23A006	184	F023M22A006	184	F023M32B006	184	F023M42D006	130	F02504CA012
183	F023L23A012	184	F023M22A012	184	F023M32B012	184	F023M42D012	130	F02504CA018
183	F023L23A018	184	F023M22A018	184	F023M32B018	184	F023M42D018	130	F02504CA030
183	F023L23A030	184	F023M22A030	184	F023M32B030	184	F023M42D030	130	F02504CA033
183	F023L23A033	184	F023M22A033	184	F023M32B033	184	F023M42D033	144	F02512AA001
183	F023L31A001	184	F023M22B001	184	F023M32D001	185	F023M43A001	144	F02512AA006
183	F023L31A006	184	F023M22B006	184	F023M32D006	185	F023M43A006	144	F02512AA012
183	F023L31A012	184	F023M22B012	184	F023M32D012	185	F023M43A012	144	F02512AA018
183	F023L31A018	184	F023M22B018	184	F023M32D018	185	F023M43A018	144	F02512AA030
183	F023L31A030	184	F023M22B030	184	F023M32D030	185	F023M43A030	144	F02512AA033
183	F023L31A033	184	F023M22B033	184	F023M32D033	185	F023M43A033	144	F02512BA001
183	F023L32A001	184	F023M22D001	185	F023M33A001	185	F023M43B001	144	F02512BA006
183	F023L32A006	184	F023M22D006	185	F023M33A006	185	F023M43B006	144	F02512BA012
183	F023L32A012	184	F023M22D012	185	F023M33A012	185	F023M43B012	144	F02512BA018
183	F023L32A018	184	F023M22D018	185	F023M33A018	185	F023M43B018	144	F02512BA030
183	F023L32A030	184	F023M22D030	185	F023M33A030	185	F023M43B030	144	F02512BA033
183	F023L32A033	184	F023M22D033	185	F023M33A033	185	F023M43B033	144	F02512CA001
183	F023L33A001	185	F023M23A001	185	F023M33B001	185	F023M43D001	144	F02512CA006
183	F023L33A006	185	F023M23A006	185	F023M33B006	185	F023M43D006	144	F02512CA012
183	F023L33A012	185	F023M23A012	185	F023M33B012	185	F023M43D012	144	F02512CA018
183	F023L33A018	185	F023M23A018	185	F023M33B018	185	F023M43D018	144	F02512CA030
183	F023L33A030	185	F023M23A030	185	F023M33B030	185	F023M43D030	144	F02512CA033
183	F023L33A033	185	F023M23A033	185	F023M33B033	185	F023M43D033	144	F02512DA001
183	F023L41A001	185	F023M23B001	185	F023M33D001	170	F023Z020000	144	F02512DA006
183	F023L41A006	185	F023M23B006	185	F023M33D006	171	F023Z030000	144	F02512DA012
183	F023L41A012	185	F023M23B012	185	F023M33D012	171	F023Z040000	144	F02512DA018
183	F023L41A018	185	F023M23B018	185	F023M33D018	166	F023Z050000	144	F02512DA030
183	F023L41A030	185	F023M23B030	185	F023M33D030	169	F023Z060000	144	F02512DA033
183	F023L41A033	185	F023M23B033	185	F023M33D033	130	F02502BA001	145	F02512EA001
183	F023L42A001	185	F023M23D001	184	F023M41A001	130	F02502BA006	145	F02512EA006
183	F023L42A006	185	F023M23D006	184	F023M41A006	130	F02502BA012	145	F02512EA012
183	F023L42A012	185	F023M23D012	184	F023M41A012	130	F02502BA018	145	F02512EA018
183	F023L42A018	185	F023M23D018	184	F023M41A018	130	F02502BA030	145	F02512EA030
183	F023L42A030	185	F023M23D030	184	F023M41A030	130	F02502BA033	145	F02512EA033
183	F023L42A033	185	F023M23D033	184	F023M41A033	130	F02502CA001	145	F02512FA001

Page	Reference	Page	Reference	Page	Reference	Page	Reference	Page	Reference
132	F02553CA006	133	F02554EA006	135	F02562HA006	134	F02564DA006	36	F025A4CA006
132	F02553CA012	133	F02554EA012	135	F02562HA012	134	F02564DA012	36	F025A4CA012
132	F02553CA018	133	F02554EA018	135	F02562HA018	134	F02564DA018	36	F025A4CA018
132	F02553CA030	133	F02554EA030	135	F02562HA030	134	F02564DA030	36	F025A4CA030
132	F02553CA033	133	F02554EA033	135	F02562HA033	134	F02564DA033	36	F025A4CA033
132	F02553DA001	133	F02554FA001	134	F02563BA001	134	F02564EA001	48	F025B2AA001
132	F02553DA006	133	F02554FA006	134	F02563BA006	134	F02564EA006	48	F025B2AA006
132	F02553DA012	133	F02554FA012	134	F02563BA012	134	F02564EA012	48	F025B2AA012
132	F02553DA018	133	F02554FA018	134	F02563BA018	134	F02564EA018	48	F025B2AA018
132	F02553DA030	133	F02554FA030	134	F02563BA030	134	F02564EA030	48	F025B2AA030
132	F02553DA033	133	F02554FA033	134	F02563BA033	134	F02564EA033	48	F025B2AA033
133	F02553EA001	133	F02554GA001	134	F02563CA001	135	F02564FA001	48	F025B2BA001
133	F02553EA006	133	F02554GA006	134	F02563CA006	135	F02564FA006	48	F025B2BA006
133	F02553EA012	133	F02554GA012	134	F02563CA012	135	F02564FA012	48	F025B2BA012
133	F02553EA018	133	F02554GA018	134	F02563CA018	135	F02564FA018	48	F025B2BA018
133	F02553EA030	133	F02554GA030	134	F02563CA030	135	F02564FA030	48	F025B2BA030
133	F02553EA033	133	F02554GA033	134	F02563CA033	135	F02564FA033	48	F025B2BA033
133	F02553FA001	133	F02554HA001	134	F02563DA001	135	F02564GA001	48	F025B2CA001
133	F02553FA006	133	F02554HA006	134	F02563DA006	135	F02564GA006	48	F025B2CA006
133	F02553FA012	133	F02554HA012	134	F02563DA012	135	F02564GA012	48	F025B2CA012
133	F02553FA018	133	F02554HA018	134	F02563DA018	135	F02564GA018	48	F025B2CA018
133	F02553FA030	133	F02554HA030	134	F02563DA030	135	F02564GA030	48	F025B2CA030
133	F02553FA033	133	F02554HA033	134	F02563DA033	135	F02564GA033	48	F025B2CA033
133	F02553GA001	134	F02562BA001	134	F02563EA001	135	F02564HA001	48	F025B2DA001
133	F02553GA006	134	F02562BA006	134	F02563EA006	135	F02564HA006	48	F025B2DA006
133	F02553GA012	134	F02562BA012	134	F02563EA012	135	F02564HA012	48	F025B2DA012
133	F02553GA018	134	F02562BA018	134	F02563EA018	135	F02564HA018	48	F025B2DA018
133	F02553GA030	134	F02562BA030	134	F02563EA030	135	F02564HA030	48	F025B2DA030
133	F02553GA033	134	F02562BA033	134	F02563EA033	135	F02564HA033	48	F025B2DA033
133	F02553HA001	134	F02562CA001	135	F02563FA001	36	F025A2BA001	49	F025B2EA001
133	F02553HA006	134	F02562CA006	135	F02563FA006	36	F025A2BA006	49	F025B2EA006
133	F02553HA012	134	F02562CA012	135	F02563FA012	36	F025A2BA012	49	F025B2EA012
133	F02553HA018	134	F02562CA018	135	F02563FA018	36	F025A2BA018	49	F025B2EA018
133	F02553HA030	134	F02562CA030	135	F02563FA030	36	F025A2BA030	49	F025B2EA030
133	F02553HA033	134	F02562CA033	135	F02563FA033	36	F025A2BA033	49	F025B2EA033
132	F02554AA001	134	F02562DA001	135	F02563GA001	36	F025A2CA001	49	F025B2FA001
132	F02554AA006	134	F02562DA006	135	F02563GA006	36	F025A2CA006	49	F025B2FA006
132	F02554AA012	134	F02562DA012	135	F02563GA012	36	F025A2CA012	49	F025B2FA012
132	F02554AA018	134	F02562DA018	135	F02563GA018	36	F025A2CA018	49	F025B2FA018
132	F02554AA030	134	F02562DA030	135	F02563GA030	36	F025A2CA030	49	F025B2FA030
132	F02554AA033	134	F02562DA033	135	F02563GA033	36	F025A2CA033	49	F025B2FA033
132	F02554BA001	134	F02562EA001	135	F02563HA001	36	F025A3BA001	49	F025B2GA001
132	F02554BA006	134	F02562EA006	135	F02563HA006	36	F025A3BA006	49	F025B2GA006
132	F02554BA012	134	F02562EA012	135	F02563HA012	36	F025A3BA012	49	F025B2GA012
132	F02554BA018	134	F02562EA018	135	F02563HA018	36	F025A3BA018	49	F025B2GA018
132	F02554BA030	134	F02562EA030	135	F02563HA030	36	F025A3BA030	49	F025B2GA030
132	F02554BA033	134	F02562EA033	135	F02563HA033	36	F025A3BA033	49	F025B2GA033
132	F02554CA001	135	F02562FA001	134	F02564BA001	36	F025A3CA001	49	F025B2HA001
132	F02554CA006	135	F02562FA006	134	F02564BA006	36	F025A3CA006	49	F025B2HA006
132	F02554CA012	135	F02562FA012	134	F02564BA012	36	F025A3CA012	49	F025B2HA012
132	F02554CA018	135	F02562FA018	134	F02564BA018	36	F025A3CA018	49	F025B2HA018
132	F02554CA030	135	F02562FA030	134	F02564BA030	36	F025A3CA030	49	F025B2HA030
132	F02554CA033	135	F02562FA033	134	F02564BA033	36	F025A3CA033	49	F025B2HA033
132	F02554DA001	135	F02562GA001	134	F02564CA001	36	F025A4BA001	48	F025B3AA001
132	F02554DA006	135	F02562GA006	134	F02564CA006	36	F025A4BA006	48	F025B3AA006
132	F02554DA012	135	F02562GA012	134	F02564CA012	36	F025A4BA012	48	F025B3AA012
132	F02554DA018	135	F02562GA018	134	F02564CA018	36	F025A4BA018	48	F025B3AA018
132	F02554DA030	135	F02562GA030	134	F02564CA030	36	F025A4BA030	48	F025B3AA030
132	F02554DA033	135	F02562GA033	134	F02564CA033	36	F025A4BA033	48	F025B3AA033
133	F02554EA001	135	F02562HA001	134	F02564DA001	36	F025A4CA001	48	F025B3BA001

Page	Reference	Page	Reference	Page	Reference	Page	Reference	Page	Reference
48	F025B3BA006	48	F025B4DA006	51	F025C2GA006	50	F025C4CA006	39	F025D2EA006
48	F025B3BA012	48	F025B4DA012	51	F025C2GA012	50	F025C4CA012	39	F025D2EA012
48	F025B3BA018	48	F025B4DA018	51	F025C2GA018	50	F025C4CA018	39	F025D2EA018
48	F025B3BA030	48	F025B4DA030	51	F025C2GA030	50	F025C4CA030	39	F025D2EA030
48	F025B3BA033	48	F025B4DA033	51	F025C2GA033	50	F025C4CA033	39	F025D2EA033
48	F025B3CA001	49	F025B4EA001	51	F025C2HA001	50	F025C4DA001	39	F025D2FA001
48	F025B3CA006	49	F025B4EA006	51	F025C2HA006	50	F025C4DA006	39	F025D2FA006
48	F025B3CA012	49	F025B4EA012	51	F025C2HA012	50	F025C4DA012	39	F025D2FA012
48	F025B3CA018	49	F025B4EA018	51	F025C2HA018	50	F025C4DA018	39	F025D2FA018
48	F025B3CA030	49	F025B4EA030	51	F025C2HA030	50	F025C4DA030	39	F025D2FA030
48	F025B3CA033	49	F025B4EA033	51	F025C2HA033	50	F025C4DA033	39	F025D2FA033
48	F025B3DA001	49	F025B4FA001	50	F025C3BA001	50	F025C4EA001	39	F025D2GA001
48	F025B3DA006	49	F025B4FA006	50	F025C3BA006	50	F025C4EA006	39	F025D2GA006
48	F025B3DA012	49	F025B4FA012	50	F025C3BA012	50	F025C4EA012	39	F025D2GA012
48	F025B3DA018	49	F025B4FA018	50	F025C3BA018	50	F025C4EA018	39	F025D2GA018
48	F025B3DA030	49	F025B4FA030	50	F025C3BA030	50	F025C4EA030	39	F025D2GA030
48	F025B3DA033	49	F025B4FA033	50	F025C3BA033	50	F025C4EA033	39	F025D2GA033
49	F025B3EA001	49	F025B4GA001	50	F025C3CA001	51	F025C4FA001	39	F025D2HA001
49	F025B3EA006	49	F025B4GA006	50	F025C3CA006	51	F025C4FA006	39	F025D2HA006
49	F025B3EA012	49	F025B4GA012	50	F025C3CA012	51	F025C4FA012	39	F025D2HA012
49	F025B3EA018	49	F025B4GA018	50	F025C3CA018	51	F025C4FA018	39	F025D2HA018
49	F025B3EA030	49	F025B4GA030	50	F025C3CA030	51	F025C4FA030	39	F025D2HA030
49	F025B3EA033	49	F025B4GA033	50	F025C3CA033	51	F025C4FA033	39	F025D2HA033
49	F025B3FA001	49	F025B4HA001	50	F025C3DA001	51	F025C4GA001	38	F025D3AA001
49	F025B3FA006	49	F025B4HA006	50	F025C3DA006	51	F025C4GA006	38	F025D3AA006
49	F025B3FA012	49	F025B4HA012	50	F025C3DA012	51	F025C4GA012	38	F025D3AA012
49	F025B3FA018	49	F025B4HA018	50	F025C3DA018	51	F025C4GA018	38	F025D3AA018
49	F025B3FA030	49	F025B4HA030	50	F025C3DA030	51	F025C4GA030	38	F025D3AA030
49	F025B3FA033	49	F025B4HA033	50	F025C3DA033	51	F025C4GA033	38	F025D3AA033
49	F025B3GA001	50	F025C2BA001	50	F025C3EA001	51	F025C4HA001	38	F025D3BA001
49	F025B3GA006	50	F025C2BA006	50	F025C3EA006	51	F025C4HA006	38	F025D3BA006
49	F025B3GA012	50	F025C2BA012	50	F025C3EA012	51	F025C4HA012	38	F025D3BA012
49	F025B3GA018	50	F025C2BA018	50	F025C3EA018	51	F025C4HA018	38	F025D3BA018
49	F025B3GA030	50	F025C2BA030	50	F025C3EA030	51	F025C4HA030	38	F025D3BA030
49	F025B3GA033	50	F025C2BA033	50	F025C3EA033	51	F025C4HA033	38	F025D3BA033
49	F025B3HA001	50	F025C2CA001	51	F025C3FA001	38	F025D2AA001	38	F025D3CA001
49	F025B3HA006	50	F025C2CA006	51	F025C3FA006	38	F025D2AA006	38	F025D3CA006
49	F025B3HA012	50	F025C2CA012	51	F025C3FA012	38	F025D2AA012	38	F025D3CA012
49	F025B3HA018	50	F025C2CA018	51	F025C3FA018	38	F025D2AA018	38	F025D3CA018
49	F025B3HA030	50	F025C2CA030	51	F025C3FA030	38	F025D2AA030	38	F025D3CA030
49	F025B3HA033	50	F025C2CA033	51	F025C3FA033	38	F025D2AA033	38	F025D3CA033
48	F025B4AA001	50	F025C2DA001	51	F025C3GA001	38	F025D2BA001	38	F025D3DA001
48	F025B4AA006	50	F025C2DA006	51	F025C3GA006	38	F025D2BA006	38	F025D3DA006
48	F025B4AA012	50	F025C2DA012	51	F025C3GA012	38	F025D2BA012	38	F025D3DA012
48	F025B4AA018	50	F025C2DA018	51	F025C3GA018	38	F025D2BA018	38	F025D3DA018
48	F025B4AA030	50	F025C2DA030	51	F025C3GA030	38	F025D2BA030	38	F025D3DA030
48	F025B4AA033	50	F025C2DA033	51	F025C3GA033	38	F025D2BA033	38	F025D3DA033
48	F025B4BA001	50	F025C2EA001	51	F025C3HA001	38	F025D2CA001	39	F025D3EA001
48	F025B4BA006	50	F025C2EA006	51	F025C3HA006	38	F025D2CA006	39	F025D3EA006
48	F025B4BA012	50	F025C2EA012	51	F025C3HA012	38	F025D2CA012	39	F025D3EA012
48	F025B4BA018	50	F025C2EA018	51	F025C3HA018	38	F025D2CA018	39	F025D3EA018
48	F025B4BA030	50	F025C2EA030	51	F025C3HA030	38	F025D2CA030	39	F025D3EA030
48	F025B4BA033	50	F025C2EA033	51	F025C3HA033	38	F025D2CA033	39	F025D3EA033
48	F025B4CA001	51	F025C2FA001	50	F025C4BA001	38	F025D2DA001	39	F025D3FA001
48	F025B4CA006	51	F025C2FA006	50	F025C4BA006	38	F025D2DA006	39	F025D3FA006
48	F025B4CA012	51	F025C2FA012	50	F025C4BA012	38	F025D2DA012	39	F025D3FA012
48	F025B4CA018	51	F025C2FA018	50	F025C4BA018	38	F025D2DA018	39	F025D3FA018
48	F025B4CA030	51	F025C2FA030	50	F025C4BA030	38	F025D2DA030	39	F025D3FA030
48	F025B4CA033	51	F025C2FA033	50	F025C4BA033	38	F025D2DA033	39	F025D3FA033
48	F025B4DA001	51	F025C2GA001	50	F025C4CA001	39	F025D2EA001	39	F025D3GA001

Page	Reference	Page	Reference	Page	Reference	Page	Reference	Page	Reference
39	F025D3GA006	40	F025E2BA006	40	F025E3EA006	41	F025E4HA006	80	F025G2DA006
39	F025D3GA012	40	F025E2BA012	40	F025E3EA012	41	F025E4HA012	80	F025G2DA012
39	F025D3GA018	40	F025E2BA018	40	F025E3EA018	41	F025E4HA018	80	F025G2DA018
39	F025D3GA030	40	F025E2BA030	40	F025E3EA030	41	F025E4HA030	80	F025G2DA030
39	F025D3GA033	40	F025E2BA033	40	F025E3EA033	41	F025E4HA033	80	F025G2DA033
39	F025D3HA001	40	F025E2CA001	41	F025E3FA001	66	F025F2BA001	81	F025G2EA001
39	F025D3HA006	40	F025E2CA006	41	F025E3FA006	66	F025F2BA006	81	F025G2EA006
39	F025D3HA012	40	F025E2CA012	41	F025E3FA012	66	F025F2BA012	81	F025G2EA012
39	F025D3HA018	40	F025E2CA018	41	F025E3FA018	66	F025F2BA018	81	F025G2EA018
39	F025D3HA030	40	F025E2CA030	41	F025E3FA030	66	F025F2BA030	81	F025G2EA030
39	F025D3HA033	40	F025E2CA033	41	F025E3FA033	66	F025F2BA033	81	F025G2EA033
38	F025D4AA001	40	F025E2DA001	41	F025E3GA001	66	F025F2CA001	81	F025G2FA001
38	F025D4AA006	40	F025E2DA006	41	F025E3GA006	66	F025F2CA006	81	F025G2FA006
38	F025D4AA012	40	F025E2DA012	41	F025E3GA012	66	F025F2CA012	81	F025G2FA012
38	F025D4AA018	40	F025E2DA018	41	F025E3GA018	66	F025F2CA018	81	F025G2FA018
38	F025D4AA030	40	F025E2DA030	41	F025E3GA030	66	F025F2CA030	81	F025G2FA030
38	F025D4AA033	40	F025E2DA033	41	F025E3GA033	66	F025F2CA033	81	F025G2FA033
38	F025D4BA001	40	F025E2EA001	41	F025E3HA001	66	F025F3BA001	81	F025G2GA001
38	F025D4BA006	40	F025E2EA006	41	F025E3HA006	66	F025F3BA006	81	F025G2GA006
38	F025D4BA012	40	F025E2EA012	41	F025E3HA012	66	F025F3BA012	81	F025G2GA012
38	F025D4BA018	40	F025E2EA018	41	F025E3HA018	66	F025F3BA018	81	F025G2GA018
38	F025D4BA030	40	F025E2EA030	41	F025E3HA030	66	F025F3BA030	81	F025G2GA030
38	F025D4BA033	40	F025E2EA033	41	F025E3HA033	66	F025F3BA033	81	F025G2GA033
38	F025D4CA001	41	F025E2FA001	40	F025E4BA001	66	F025F3CA001	81	F025G2HA001
38	F025D4CA006	41	F025E2FA006	40	F025E4BA006	66	F025F3CA006	81	F025G2HA006
38	F025D4CA012	41	F025E2FA012	40	F025E4BA012	66	F025F3CA012	81	F025G2HA012
38	F025D4CA018	41	F025E2FA018	40	F025E4BA018	66	F025F3CA018	81	F025G2HA018
38	F025D4CA030	41	F025E2FA030	40	F025E4BA030	66	F025F3CA030	81	F025G2HA030
38	F025D4CA033	41	F025E2FA033	40	F025E4BA033	66	F025F3CA033	81	F025G2HA033
38	F025D4DA001	41	F025E2GA001	40	F025E4CA001	66	F025F4BA001	80	F025G3AA001
38	F025D4DA006	41	F025E2GA006	40	F025E4CA006	66	F025F4BA006	80	F025G3AA006
38	F025D4DA012	41	F025E2GA012	40	F025E4CA012	66	F025F4BA012	80	F025G3AA012
38	F025D4DA018	41	F025E2GA018	40	F025E4CA018	66	F025F4BA018	80	F025G3AA018
38	F025D4DA030	41	F025E2GA030	40	F025E4CA030	66	F025F4BA030	80	F025G3AA030
38	F025D4DA033	41	F025E2GA033	40	F025E4CA033	66	F025F4BA033	80	F025G3AA033
39	F025D4EA001	41	F025E2HA001	40	F025E4DA001	66	F025F4CA001	80	F025G3BA001
39	F025D4EA006	41	F025E2HA006	40	F025E4DA006	66	F025F4CA006	80	F025G3BA006
39	F025D4EA012	41	F025E2HA012	40	F025E4DA012	66	F025F4CA012	80	F025G3BA012
39	F025D4EA018	41	F025E2HA018	40	F025E4DA018	66	F025F4CA018	80	F025G3BA018
39	F025D4EA030	41	F025E2HA030	40	F025E4DA030	66	F025F4CA030	80	F025G3BA030
39	F025D4EA033	41	F025E2HA033	40	F025E4DA033	66	F025F4CA033	80	F025G3BA033
39	F025D4FA001	40	F025E3BA001	40	F025E4EA001	80	F025G2AA001	80	F025G3CA001
39	F025D4FA006	40	F025E3BA006	40	F025E4EA006	80	F025G2AA006	80	F025G3CA006
39	F025D4FA012	40	F025E3BA012	40	F025E4EA012	80	F025G2AA012	80	F025G3CA012
39	F025D4FA018	40	F025E3BA018	40	F025E4EA018	80	F025G2AA018	80	F025G3CA018
39	F025D4FA030	40	F025E3BA030	40	F025E4EA030	80	F025G2AA030	80	F025G3CA030
39	F025D4FA033	40	F025E3BA033	40	F025E4EA033	80	F025G2AA033	80	F025G3CA033
39	F025D4GA001	40	F025E3CA001	41	F025E4FA001	80	F025G2BA001	80	F025G3DA001
39	F025D4GA006	40	F025E3CA006	41	F025E4FA006	80	F025G2BA006	80	F025G3DA006
39	F025D4GA012	40	F025E3CA012	41	F025E4FA012	80	F025G2BA012	80	F025G3DA012
39	F025D4GA018	40	F025E3CA018	41	F025E4FA018	80	F025G2BA018	80	F025G3DA018
39	F025D4GA030	40	F025E3CA030	41	F025E4FA030	80	F025G2BA030	80	F025G3DA030
39	F025D4GA033	40	F025E3CA033	41	F025E4FA033	80	F025G2BA033	80	F025G3DA033
39	F025D4HA001	40	F025E3DA001	41	F025E4GA001	80	F025G2CA001	81	F025G3EA001
39	F025D4HA006	40	F025E3DA006	41	F025E4GA006	80	F025G2CA006	81	F025G3EA006
39	F025D4HA012	40	F025E3DA012	41	F025E4GA012	80	F025G2CA012	81	F025G3EA012
39	F025D4HA018	40	F025E3DA018	41	F025E4GA018	80	F025G2CA018	81	F025G3EA018
39	F025D4HA030	40	F025E3DA030	41	F025E4GA030	80	F025G2CA030	81	F025G3EA030
39	F025D4HA033	40	F025E3DA033	41	F025E4GA033	80	F025G2CA033	81	F025G3EA033
40	F025E2BA001	40	F025E3EA001	41	F025E4HA001	80	F025G2DA001	81	F025G3FA001

Page	Reference	Page	Reference	Page	Reference	Page	Reference	Page	Reference
81	F025G3FA006	81	F025G4HA006	82	F025H3DA006	83	F025H4GA006	68	F025L3AA006
81	F025G3FA012	81	F025G4HA012	82	F025H3DA012	83	F025H4GA012	68	F025L3AA012
81	F025G3FA018	81	F025G4HA018	82	F025H3DA018	83	F025H4GA018	68	F025L3AA018
81	F025G3FA030	81	F025G4HA030	82	F025H3DA030	83	F025H4GA030	68	F025L3AA030
81	F025G3FA033	81	F025G4HA033	82	F025H3DA033	83	F025H4GA033	68	F025L3AA033
81	F025G3GA001	82	F025H2BA001	82	F025H3EA001	83	F025H4HA001	68	F025L3BA001
81	F025G3GA006	82	F025H2BA006	82	F025H3EA006	83	F025H4HA006	68	F025L3BA006
81	F025G3GA012	82	F025H2BA012	82	F025H3EA012	83	F025H4HA012	68	F025L3BA012
81	F025G3GA018	82	F025H2BA018	82	F025H3EA018	83	F025H4HA018	68	F025L3BA018
81	F025G3GA030	82	F025H2BA030	82	F025H3EA030	83	F025H4HA030	68	F025L3BA030
81	F025G3GA033	82	F025H2BA033	82	F025H3EA033	83	F025H4HA033	68	F025L3BA033
81	F025G3HA001	82	F025H2CA001	83	F025H3FA001	68	F025L2AA001	68	F025L3CA001
81	F025G3HA006	82	F025H2CA006	83	F025H3FA006	68	F025L2AA006	68	F025L3CA006
81	F025G3HA012	82	F025H2CA012	83	F025H3FA012	68	F025L2AA012	68	F025L3CA012
81	F025G3HA018	82	F025H2CA018	83	F025H3FA018	68	F025L2AA018	68	F025L3CA018
81	F025G3HA030	82	F025H2CA030	83	F025H3FA030	68	F025L2AA030	68	F025L3CA030
81	F025G3HA033	82	F025H2CA033	83	F025H3FA033	68	F025L2AA033	68	F025L3CA033
80	F025G4AA001	82	F025H2DA001	83	F025H3GA001	68	F025L2BA001	68	F025L3DA001
80	F025G4AA006	82	F025H2DA006	83	F025H3GA006	68	F025L2BA006	68	F025L3DA006
80	F025G4AA012	82	F025H2DA012	83	F025H3GA012	68	F025L2BA012	68	F025L3DA012
80	F025G4AA018	82	F025H2DA018	83	F025H3GA018	68	F025L2BA018	68	F025L3DA018
80	F025G4AA030	82	F025H2DA030	83	F025H3GA030	68	F025L2BA030	68	F025L3DA030
80	F025G4AA033	82	F025H2DA033	83	F025H3GA033	68	F025L2BA033	68	F025L3DA033
80	F025G4BA001	82	F025H2EA001	83	F025H3HA001	68	F025L2CA001	69	F025L3EA001
80	F025G4BA006	82	F025H2EA006	83	F025H3HA006	68	F025L2CA006	69	F025L3EA006
80	F025G4BA012	82	F025H2EA012	83	F025H3HA012	68	F025L2CA012	69	F025L3EA012
80	F025G4BA018	82	F025H2EA018	83	F025H3HA018	68	F025L2CA018	69	F025L3EA018
80	F025G4BA030	82	F025H2EA030	83	F025H3HA030	68	F025L2CA030	69	F025L3EA030
80	F025G4BA033	82	F025H2EA033	83	F025H3HA033	68	F025L2CA033	69	F025L3EA033
80	F025G4CA001	83	F025H2FA001	82	F025H4BA001	68	F025L2DA001	69	F025L3FA001
80	F025G4CA006	83	F025H2FA006	82	F025H4BA006	68	F025L2DA006	69	F025L3FA006
80	F025G4CA012	83	F025H2FA012	82	F025H4BA012	68	F025L2DA012	69	F025L3FA012
80	F025G4CA018	83	F025H2FA018	82	F025H4BA018	68	F025L2DA018	69	F025L3FA018
80	F025G4CA030	83	F025H2FA030	82	F025H4BA030	68	F025L2DA030	69	F025L3FA030
80	F025G4CA033	83	F025H2FA033	82	F025H4BA033	68	F025L2DA033	69	F025L3FA033
80	F025G4DA001	83	F025H2GA001	82	F025H4CA001	69	F025L2EA001	69	F025L3GA001
80	F025G4DA006	83	F025H2GA006	82	F025H4CA006	69	F025L2EA006	69	F025L3GA006
80	F025G4DA012	83	F025H2GA012	82	F025H4CA012	69	F025L2EA012	69	F025L3GA012
80	F025G4DA018	83	F025H2GA018	82	F025H4CA018	69	F025L2EA018	69	F025L3GA018
80	F025G4DA030	83	F025H2GA030	82	F025H4CA030	69	F025L2EA030	69	F025L3GA030
80	F025G4DA033	83	F025H2GA033	82	F025H4CA033	69	F025L2EA033	69	F025L3GA033
81	F025G4EA001	83	F025H2HA001	82	F025H4DA001	69	F025L2FA001	69	F025L3HA001
81	F025G4EA006	83	F025H2HA006	82	F025H4DA006	69	F025L2FA006	69	F025L3HA006
81	F025G4EA012	83	F025H2HA012	82	F025H4DA012	69	F025L2FA012	69	F025L3HA012
81	F025G4EA018	83	F025H2HA018	82	F025H4DA018	69	F025L2FA018	69	F025L3HA018
81	F025G4EA030	83	F025H2HA030	82	F025H4DA030	69	F025L2FA030	69	F025L3HA030
81	F025G4EA033	83	F025H2HA033	82	F025H4DA033	69	F025L2FA033	69	F025L3HA033
81	F025G4FA001	82	F025H3BA001	82	F025H4EA001	69	F025L2GA001	68	F025L4AA001
81	F025G4FA006	82	F025H3BA006	82	F025H4EA006	69	F025L2GA006	68	F025L4AA006
81	F025G4FA012	82	F025H3BA012	82	F025H4EA012	69	F025L2GA012	68	F025L4AA012
81	F025G4FA018	82	F025H3BA018	82	F025H4EA018	69	F025L2GA018	68	F025L4AA018
81	F025G4FA030	82	F025H3BA030	82	F025H4EA030	69	F025L2GA030	68	F025L4AA030
81	F025G4FA033	82	F025H3BA033	82	F025H4EA033	69	F025L2GA033	68	F025L4AA033
81	F025G4GA001	82	F025H3CA001	83	F025H4FA001	69	F025L2HA001	68	F025L4BA001
81	F025G4GA006	82	F025H3CA006	83	F025H4FA006	69	F025L2HA006	68	F025L4BA006
81	F025G4GA012	82	F025H3CA012	83	F025H4FA012	69	F025L2HA012	68	F025L4BA012
81	F025G4GA018	82	F025H3CA018	83	F025H4FA018	69	F025L2HA018	68	F025L4BA018
81	F025G4GA030	82	F025H3CA030	83	F025H4FA030	69	F025L2HA030	68	F025L4BA030
81	F025G4GA033	82	F025H3CA033	83	F025H4FA033	69	F025L2HA033	68	F025L4BA033
81	F025G4HA001	82	F025H3DA001	83	F025H4GA001	68	F025L3AA001	68	F025L4CA001

Page	Reference	Page	Reference	Page	Reference	Page	Reference	Page	Reference
68	F025L4CA006	71	F025M2FA006	70	F025M4BA006	96	F025Q3CA006	111	F025R2HA006
68	F025L4CA012	71	F025M2FA012	70	F025M4BA012	96	F025Q3CA012	111	F025R2HA012
68	F025L4CA018	71	F025M2FA018	70	F025M4BA018	96	F025Q3CA018	111	F025R2HA018
68	F025L4CA030	71	F025M2FA030	70	F025M4BA030	96	F025Q3CA030	111	F025R2HA030
68	F025L4CA033	71	F025M2FA033	70	F025M4BA033	96	F025Q3CA033	111	F025R2HA033
68	F025L4DA001	71	F025M2GA001	70	F025M4CA001	96	F025Q4BA001	110	F025R3AA001
68	F025L4DA006	71	F025M2GA006	70	F025M4CA006	96	F025Q4BA006	110	F025R3AA006
68	F025L4DA012	71	F025M2GA012	70	F025M4CA012	96	F025Q4BA012	110	F025R3AA012
68	F025L4DA018	71	F025M2GA018	70	F025M4CA018	96	F025Q4BA018	110	F025R3AA018
68	F025L4DA030	71	F025M2GA030	70	F025M4CA030	96	F025Q4BA030	110	F025R3AA030
68	F025L4DA033	71	F025M2GA033	70	F025M4CA033	96	F025Q4BA033	110	F025R3AA033
69	F025L4EA001	71	F025M2HA001	70	F025M4DA001	96	F025Q4CA001	110	F025R3BA001
69	F025L4EA006	71	F025M2HA006	70	F025M4DA006	96	F025Q4CA006	110	F025R3BA006
69	F025L4EA012	71	F025M2HA012	70	F025M4DA012	96	F025Q4CA012	110	F025R3BA012
69	F025L4EA018	71	F025M2HA018	70	F025M4DA018	96	F025Q4CA018	110	F025R3BA018
69	F025L4EA030	71	F025M2HA030	70	F025M4DA030	96	F025Q4CA030	110	F025R3BA030
69	F025L4EA033	71	F025M2HA033	70	F025M4DA033	96	F025Q4CA033	110	F025R3BA033
69	F025L4FA001	70	F025M3BA001	70	F025M4EA001	110	F025R2AA001	110	F025R3CA001
69	F025L4FA006	70	F025M3BA006	70	F025M4EA006	110	F025R2AA006	110	F025R3CA006
69	F025L4FA012	70	F025M3BA012	70	F025M4EA012	110	F025R2AA012	110	F025R3CA012
69	F025L4FA018	70	F025M3BA018	70	F025M4EA018	110	F025R2AA018	110	F025R3CA018
69	F025L4FA030	70	F025M3BA030	70	F025M4EA030	110	F025R2AA030	110	F025R3CA030
69	F025L4FA033	70	F025M3BA033	70	F025M4EA033	110	F025R2AA033	110	F025R3CA033
69	F025L4GA001	70	F025M3CA001	71	F025M4FA001	110	F025R2BA001	110	F025R3DA001
69	F025L4GA006	70	F025M3CA006	71	F025M4FA006	110	F025R2BA006	110	F025R3DA006
69	F025L4GA012	70	F025M3CA012	71	F025M4FA012	110	F025R2BA012	110	F025R3DA012
69	F025L4GA018	70	F025M3CA018	71	F025M4FA018	110	F025R2BA018	110	F025R3DA018
69	F025L4GA030	70	F025M3CA030	71	F025M4FA030	110	F025R2BA030	110	F025R3DA030
69	F025L4GA033	70	F025M3CA033	71	F025M4FA033	110	F025R2BA033	110	F025R3DA033
69	F025L4HA001	70	F025M3DA001	71	F025M4GA001	110	F025R2CA001	111	F025R3EA001
69	F025L4HA006	70	F025M3DA006	71	F025M4GA006	110	F025R2CA006	111	F025R3EA006
69	F025L4HA012	70	F025M3DA012	71	F025M4GA012	110	F025R2CA012	111	F025R3EA012
69	F025L4HA018	70	F025M3DA018	71	F025M4GA018	110	F025R2CA018	111	F025R3EA018
69	F025L4HA030	70	F025M3DA030	71	F025M4GA030	110	F025R2CA030	111	F025R3EA030
69	F025L4HA033	70	F025M3DA033	71	F025M4GA033	110	F025R2CA033	111	F025R3EA033
70	F025M2BA001	70	F025M3EA001	71	F025M4HA001	110	F025R2DA001	111	F025R3FA001
70	F025M2BA006	70	F025M3EA006	71	F025M4HA006	110	F025R2DA006	111	F025R3FA006
70	F025M2BA012	70	F025M3EA012	71	F025M4HA012	110	F025R2DA012	111	F025R3FA012
70	F025M2BA018	70	F025M3EA018	71	F025M4HA018	110	F025R2DA018	111	F025R3FA018
70	F025M2BA030	70	F025M3EA030	71	F025M4HA030	110	F025R2DA030	111	F025R3FA030
70	F025M2BA033	70	F025M3EA033	71	F025M4HA033	110	F025R2DA033	111	F025R3FA033
70	F025M2CA001	71	F025M3FA001	96	F025Q2BA001	111	F025R2EA001	111	F025R3GA001
70	F025M2CA006	71	F025M3FA006	96	F025Q2BA006	111	F025R2EA006	111	F025R3GA006
70	F025M2CA012	71	F025M3FA012	96	F025Q2BA012	111	F025R2EA012	111	F025R3GA012
70	F025M2CA018	71	F025M3FA018	96	F025Q2BA018	111	F025R2EA018	111	F025R3GA018
70	F025M2CA030	71	F025M3FA030	96	F025Q2BA030	111	F025R2EA030	111	F025R3GA030
70	F025M2CA033	71	F025M3FA033	96	F025Q2BA033	111	F025R2EA033	111	F025R3GA033
70	F025M2DA001	71	F025M3GA001	96	F025Q2CA001	111	F025R2FA001	111	F025R3HA001
70	F025M2DA006	71	F025M3GA006	96	F025Q2CA006	111	F025R2FA006	111	F025R3HA006
70	F025M2DA012	71	F025M3GA012	96	F025Q2CA012	111	F025R2FA012	111	F025R3HA012
70	F025M2DA018	71	F025M3GA018	96	F025Q2CA018	111	F025R2FA018	111	F025R3HA018
70	F025M2DA030	71	F025M3GA030	96	F025Q2CA030	111	F025R2FA030	111	F025R3HA030
70	F025M2DA033	71	F025M3GA033	96	F025Q2CA033	111	F025R2FA033	111	F025R3HA033
70	F025M2EA001	71	F025M3HA001	96	F025Q3BA001	111	F025R2GA001	110	F025R4AA001
70	F025M2EA006	71	F025M3HA006	96	F025Q3BA006	111	F025R2GA006	110	F025R4AA006
70	F025M2EA012	71	F025M3HA012	96	F025Q3BA012	111	F025R2GA012	110	F025R4AA012
70	F025M2EA018	71	F025M3HA018	96	F025Q3BA018	111	F025R2GA018	110	F025R4AA018
70	F025M2EA030	71	F025M3HA030	96	F025Q3BA030	111	F025R2GA030	110	F025R4AA030
70	F025M2EA033	71	F025M3HA033	96	F025Q3BA033	111	F025R2GA033	110	F025R4AA033
71	F025M2FA001	70	F025M4BA001	96	F025Q3CA001	111	F025R2HA001	110	F025R4BA001

Page	Reference	Page	Reference	Page	Reference	Page	Reference	Page	Reference
110	F025R4BA006	112	F025S2EA006	113	F025S3HA006	98	F025V2CA006	99	F025V3EA006
110	F025R4BA012	112	F025S2EA012	113	F025S3HA012	98	F025V2CA012	99	F025V3EA012
110	F025R4BA018	112	F025S2EA018	113	F025S3HA018	98	F025V2CA018	99	F025V3EA018
110	F025R4BA030	112	F025S2EA030	113	F025S3HA030	98	F025V2CA030	99	F025V3EA030
110	F025R4BA033	112	F025S2EA033	113	F025S3HA033	98	F025V2CA033	99	F025V3EA033
110	F025R4CA001	113	F025S2FA001	112	F025S4BA001	98	F025V2DA001	99	F025V3FA001
110	F025R4CA006	113	F025S2FA006	112	F025S4BA006	98	F025V2DA006	99	F025V3FA006
110	F025R4CA012	113	F025S2FA012	112	F025S4BA012	98	F025V2DA012	99	F025V3FA012
110	F025R4CA018	113	F025S2FA018	112	F025S4BA018	98	F025V2DA018	99	F025V3FA018
110	F025R4CA030	113	F025S2FA030	112	F025S4BA030	98	F025V2DA030	99	F025V3FA030
110	F025R4CA033	113	F025S2FA033	112	F025S4BA033	98	F025V2DA033	99	F025V3FA033
110	F025R4DA001	113	F025S2GA001	112	F025S4CA001	99	F025V2EA001	99	F025V3GA001
110	F025R4DA006	113	F025S2GA006	112	F025S4CA006	99	F025V2EA006	99	F025V3GA006
110	F025R4DA012	113	F025S2GA012	112	F025S4CA012	99	F025V2EA012	99	F025V3GA012
110	F025R4DA018	113	F025S2GA018	112	F025S4CA018	99	F025V2EA018	99	F025V3GA018
110	F025R4DA030	113	F025S2GA030	112	F025S4CA030	99	F025V2EA030	99	F025V3GA030
110	F025R4DA033	113	F025S2GA033	112	F025S4CA033	99	F025V2EA033	99	F025V3GA033
111	F025R4EA001	113	F025S2HA001	112	F025S4DA001	99	F025V2FA001	99	F025V3HA001
111	F025R4EA006	113	F025S2HA006	112	F025S4DA006	99	F025V2FA006	99	F025V3HA006
111	F025R4EA012	113	F025S2HA012	112	F025S4DA012	99	F025V2FA012	99	F025V3HA012
111	F025R4EA018	113	F025S2HA018	112	F025S4DA018	99	F025V2FA018	99	F025V3HA018
111	F025R4EA030	113	F025S2HA030	112	F025S4DA030	99	F025V2FA030	99	F025V3HA030
111	F025R4EA033	113	F025S2HA033	112	F025S4DA033	99	F025V2FA033	99	F025V3HA033
111	F025R4FA001	112	F025S3BA001	112	F025S4EA001	99	F025V2GA001	98	F025V4AA001
111	F025R4FA006	112	F025S3BA006	112	F025S4EA006	99	F025V2GA006	98	F025V4AA006
111	F025R4FA012	112	F025S3BA012	112	F025S4EA012	99	F025V2GA012	98	F025V4AA012
111	F025R4FA018	112	F025S3BA018	112	F025S4EA018	99	F025V2GA018	98	F025V4AA018
111	F025R4FA030	112	F025S3BA030	112	F025S4EA030	99	F025V2GA030	98	F025V4AA030
111	F025R4FA033	112	F025S3BA033	112	F025S4EA033	99	F025V2GA033	98	F025V4AA033
111	F025R4GA001	112	F025S3CA001	113	F025S4FA001	99	F025V2HA001	98	F025V4BA001
111	F025R4GA006	112	F025S3CA006	113	F025S4FA006	99	F025V2HA006	98	F025V4BA006
111	F025R4GA012	112	F025S3CA012	113	F025S4FA012	99	F025V2HA012	98	F025V4BA012
111	F025R4GA018	112	F025S3CA018	113	F025S4FA018	99	F025V2HA018	98	F025V4BA018
111	F025R4GA030	112	F025S3CA030	113	F025S4FA030	99	F025V2HA030	98	F025V4BA030
111	F025R4GA033	112	F025S3CA033	113	F025S4FA033	99	F025V2HA033	98	F025V4BA033
111	F025R4HA001	112	F025S3DA001	113	F025S4GA001	98	F025V3AA001	98	F025V4CA001
111	F025R4HA006	112	F025S3DA006	113	F025S4GA006	98	F025V3AA006	98	F025V4CA006
111	F025R4HA012	112	F025S3DA012	113	F025S4GA012	98	F025V3AA012	98	F025V4CA012
111	F025R4HA018	112	F025S3DA018	113	F025S4GA018	98	F025V3AA018	98	F025V4CA018
111	F025R4HA030	112	F025S3DA030	113	F025S4GA030	98	F025V3AA030	98	F025V4CA030
111	F025R4HA033	112	F025S3DA033	113	F025S4GA033	98	F025V3AA033	98	F025V4CA033
112	F025S2BA001	112	F025S3EA001	113	F025S4HA001	98	F025V3BA001	98	F025V4DA001
112	F025S2BA006	112	F025S3EA006	113	F025S4HA006	98	F025V3BA006	98	F025V4DA006
112	F025S2BA012	112	F025S3EA012	113	F025S4HA012	98	F025V3BA012	98	F025V4DA012
112	F025S2BA018	112	F025S3EA018	113	F025S4HA018	98	F025V3BA018	98	F025V4DA018
112	F025S2BA030	112	F025S3EA030	113	F025S4HA030	98	F025V3BA030	98	F025V4DA030
112	F025S2BA033	112	F025S3EA033	113	F025S4HA033	98	F025V3BA033	98	F025V4DA033
112	F025S2CA001	113	F025S3FA001	98	F025V2AA001	98	F025V3CA001	99	F025V4EA001
112	F025S2CA006	113	F025S3FA006	98	F025V2AA006	98	F025V3CA006	99	F025V4EA006
112	F025S2CA012	113	F025S3FA012	98	F025V2AA012	98	F025V3CA012	99	F025V4EA012
112	F025S2CA018	113	F025S3FA018	98	F025V2AA018	98	F025V3CA018	99	F025V4EA018
112	F025S2CA030	113	F025S3FA030	98	F025V2AA030	98	F025V3CA030	99	F025V4EA030
112	F025S2CA033	113	F025S3FA033	98	F025V2AA033	98	F025V3CA033	99	F025V4EA033
112	F025S2DA001	113	F025S3GA001	98	F025V2BA001	98	F025V3DA001	99	F025V4FA001
112	F025S2DA006	113	F025S3GA006	98	F025V2BA006	98	F025V3DA006	99	F025V4FA006
112	F025S2DA012	113	F025S3GA012	98	F025V2BA012	98	F025V3DA012	99	F025V4FA012
112	F025S2DA018	113	F025S3GA018	98	F025V2BA018	98	F025V3DA018	99	F025V4FA018
112	F025S2DA030	113	F025S3GA030	98	F025V2BA030	98	F025V3DA030	99	F025V4FA030
112	F025S2DA033	113	F025S3GA033	98	F025V2BA033	98	F025V3DA033	99	F025V4FA033
112	F025S2EA001	113	F025S3HA001	98	F025V2CA001	99	F025V3EA001	99	F025V4GA001

Page	Reference	Page	Reference	Page	Reference	Page	Reference	Page	Reference
99	F025V4GA006	100	F025W3CA006	101	F025W4FA006	131	F02603BA001.A	131	F02604CB001.A
99	F025V4GA012	100	F025W3CA012	101	F025W4FA012	131	F02603BA006.A	131	F02604CB006.A
99	F025V4GA018	100	F025W3CA018	101	F025W4FA018	131	F02603BA012.A	131	F02604CB012.A
99	F025V4GA030	100	F025W3CA030	101	F025W4FA030	131	F02603BA018.A	131	F02604CB018.A
99	F025V4GA033	100	F025W3CA033	101	F025W4FA033	131	F02603BA030.A	131	F02604CB030.A
99	F025V4HA001	100	F025W3DA001	101	F025W4GA001	131	F02603BA033.A	131	F02604CB033.A
99	F025V4HA006	100	F025W3DA006	101	F025W4GA006	131	F02603BB001.A	131	F02604CD001.A
99	F025V4HA012	100	F025W3DA012	101	F025W4GA012	131	F02603BB006.A	131	F02604CD006.A
99	F025V4HA018	100	F025W3DA018	101	F025W4GA018	131	F02603BB012.A	131	F02604CD012.A
99	F025V4HA030	100	F025W3DA030	101	F025W4GA030	131	F02603BB018.A	131	F02604CD018.A
99	F025V4HA033	100	F025W3DA033	101	F025W4GA033	131	F02603BB030.A	131	F02604CD030.A
100	F025W2BA001	100	F025W3EA001	101	F025W4HA001	131	F02603BB033.A	131	F02604CD033.A
100	F025W2BA006	100	F025W3EA006	101	F025W4HA006	131	F02603BD001.A	148	F02612AA001
100	F025W2BA012	100	F025W3EA012	101	F025W4HA012	131	F02603BD006.A	148	F02612AA006
100	F025W2BA018	100	F025W3EA018	101	F025W4HA018	131	F02603BD012.A	148	F02612AA012
100	F025W2BA030	100	F025W3EA030	101	F025W4HA030	131	F02603BD018.A	148	F02612AA018
100	F025W2BA033	100	F025W3EA033	101	F025W4HA033	131	F02603BD030.A	148	F02612AA030
100	F025W2CA001	101	F025W3FA001	51	F025Z050001	131	F02603BD033.A	148	F02612AA033
100	F025W2CA006	101	F025W3FA006	51	F025Z050006	131	F02603CA001.A	148	F02612AB001
100	F025W2CA012	101	F025W3FA012	51	F025Z050012	131	F02603CA006.A	148	F02612AB006
100	F025W2CA018	101	F025W3FA018	51	F025Z050018	131	F02603CA012.A	148	F02612AB012
100	F025W2CA030	101	F025W3FA030	51	F025Z050030	131	F02603CA018.A	148	F02612AB018
100	F025W2CA033	101	F025W3FA033	51	F025Z050033	131	F02603CA030.A	148	F02612AB030
100	F025W2DA001	101	F025W3GA001	36	F025Z060000	131	F02603CA033.A	148	F02612AB033
100	F025W2DA006	101	F025W3GA006	131	F02602BA001.A	131	F02603CB001.A	148	F02612AD001
100	F025W2DA012	101	F025W3GA012	131	F02602BA006.A	131	F02603CB006.A	148	F02612AD006
100	F025W2DA018	101	F025W3GA018	131	F02602BA012.A	131	F02603CB012.A	148	F02612AD012
100	F025W2DA030	101	F025W3GA030	131	F02602BA018.A	131	F02603CB018.A	148	F02612AD018
100	F025W2DA033	101	F025W3GA033	131	F02602BA030.A	131	F02603CB030.A	148	F02612AD030
100	F025W2EA001	101	F025W3HA001	131	F02602BA033.A	131	F02603CB033.A	148	F02612AD033
100	F025W2EA006	101	F025W3HA006	131	F02602BB001.A	131	F02603CD001.A	148	F02612BA001
100	F025W2EA012	101	F025W3HA012	131	F02602BB006.A	131	F02603CD006.A	148	F02612BA006
100	F025W2EA018	101	F025W3HA018	131	F02602BB012.A	131	F02603CD012.A	148	F02612BA012
100	F025W2EA030	101	F025W3HA030	131	F02602BB018.A	131	F02603CD018.A	148	F02612BA018
100	F025W2EA033	101	F025W3HA033	131	F02602BB030.A	131	F02603CD030.A	148	F02612BA030
101	F025W2FA001	100	F025W4BA001	131	F02602BB033.A	131	F02603CD033.A	148	F02612BA033
101	F025W2FA006	100	F025W4BA006	131	F02602BD001.A	131	F02604BA001.A	148	F02612BB001
101	F025W2FA012	100	F025W4BA012	131	F02602BD006.A	131	F02604BA006.A	148	F02612BB006
101	F025W2FA018	100	F025W4BA018	131	F02602BD012.A	131	F02604BA012.A	148	F02612BB012
101	F025W2FA030	100	F025W4BA030	131	F02602BD018.A	131	F02604BA018.A	148	F02612BB018
101	F025W2FA033	100	F025W4BA033	131	F02602BD030.A	131	F02604BA030.A	148	F02612BB030
101	F025W2GA001	100	F025W4CA001	131	F02602BD033.A	131	F02604BA033.A	148	F02612BB033
101	F025W2GA006	100	F025W4CA006	131	F02602CA001.A	131	F02604BB001.A	148	F02612BD001
101	F025W2GA012	100	F025W4CA012	131	F02602CA006.A	131	F02604BB006.A	148	F02612BD006
101	F025W2GA018	100	F025W4CA018	131	F02602CA012.A	131	F02604BB012.A	148	F02612BD012
101	F025W2GA030	100	F025W4CA030	131	F02602CA018.A	131	F02604BB018.A	148	F02612BD018
101	F025W2GA033	100	F025W4CA033	131	F02602CA030.A	131	F02604BB030.A	148	F02612BD030
101	F025W2HA001	100	F025W4DA001	131	F02602CA033.A	131	F02604BB033.A	148	F02612BD033
101	F025W2HA006	100	F025W4DA006	131	F02602CB001.A	131	F02604BD001.A	149	F02612CA001
101	F025W2HA012	100	F025W4DA012	131	F02602CB006.A	131	F02604BD006.A	149	F02612CA006
101	F025W2HA018	100	F025W4DA018	131	F02602CB012.A	131	F02604BD012.A	149	F02612CA012
101	F025W2HA030	100	F025W4DA030	131	F02602CB018.A	131	F02604BD018.A	149	F02612CA018
101	F025W2HA033	100	F025W4DA033	131	F02602CB030.A	131	F02604BD030.A	149	F02612CA030
100	F025W3BA001	100	F025W4EA001	131	F02602CB033.A	131	F02604BD033.A	149	F02612CA033
100	F025W3BA006	100	F025W4EA006	131	F02602CD001.A	131	F02604CA001	149	F02612CB001
100	F025W3BA012	100	F025W4EA012	131	F02602CD006.A	131	F02604CA006	149	F02612CB006
100	F025W3BA018	100	F025W4EA018	131	F02602CD012.A	131	F02604CA012	149	F02612CB012
100	F025W3BA030	100	F025W4EA030	131	F02602CD018.A	131	F02604CA018	149	F02612CB018
100	F025W3BA033	100	F025W4EA033	131	F02602CD030.A	131	F02604CA030	149	F02612CB030
100	F025W3CA001	101	F025W4FA001	131	F02602CD033.A	131	F02604CA033	149	F02612CB033

Page	Reference	Page	Reference	Page	Reference	Page	Reference	Page	Reference
149	F02614DB001	150	F02614GD001	152	F02622DA001	153	F02622GB001	151	F02623CD001
149	F02614DB006	150	F02614GD006	152	F02622DA006	153	F02622GB006	151	F02623CD006
149	F02614DB012	150	F02614GD012	152	F02622DA012	153	F02622GB012	151	F02623CD012
149	F02614DB018	150	F02614GD018	152	F02622DA018	153	F02622GB018	151	F02623CD018
149	F02614DB030	150	F02614GD030	152	F02622DA030	153	F02622GB030	151	F02623CD030
149	F02614DB033	150	F02614GD033	152	F02622DA033	153	F02622GB033	151	F02623CD033
149	F02614DD001	150	F02614HA001	152	F02622DB001	153	F02622GD001	152	F02623DA001
149	F02614DD006	150	F02614HA006	152	F02622DB006	153	F02622GD006	152	F02623DA006
149	F02614DD012	150	F02614HA012	152	F02622DB012	153	F02622GD012	152	F02623DA012
149	F02614DD018	150	F02614HA018	152	F02622DB018	153	F02622GD018	152	F02623DA018
149	F02614DD030	150	F02614HA030	152	F02622DB030	153	F02622GD030	152	F02623DA030
149	F02614DD033	150	F02614HA033	152	F02622DB033	153	F02622GD033	152	F02623DA033
149	F02614EA001	150	F02614HB001	152	F02622DD001	153	F02622HA001	152	F02623DB001
149	F02614EA006	150	F02614HB006	152	F02622DD006	153	F02622HA006	152	F02623DB006
149	F02614EA012	150	F02614HB012	152	F02622DD012	153	F02622HA012	152	F02623DB012
149	F02614EA018	150	F02614HB018	152	F02622DD018	153	F02622HA018	152	F02623DB018
149	F02614EA030	150	F02614HB030	152	F02622DD030	153	F02622HA030	152	F02623DB030
149	F02614EA033	150	F02614HB033	152	F02622DD033	153	F02622HA033	152	F02623DB033
149	F02614EB001	150	F02614HD001	152	F02622EA001	153	F02622HB001	152	F02623DD001
149	F02614EB006	150	F02614HD006	152	F02622EA006	153	F02622HB006	152	F02623DD006
149	F02614EB012	150	F02614HD012	152	F02622EA012	153	F02622HB012	152	F02623DD012
149	F02614EB018	150	F02614HD018	152	F02622EA018	153	F02622HB018	152	F02623DD018
149	F02614EB030	150	F02614HD030	152	F02622EA030	153	F02622HB030	152	F02623DD030
149	F02614EB033	150	F02614HD033	152	F02622EA033	153	F02622HB033	152	F02623DD033
149	F02614ED001	151	F02622BA001	152	F02622EB001	153	F02622HD001	152	F02623EA001
149	F02614ED006	151	F02622BA006	152	F02622EB006	153	F02622HD006	152	F02623EA006
149	F02614ED012	151	F02622BA012	152	F02622EB012	153	F02622HD012	152	F02623EA012
149	F02614ED018	151	F02622BA018	152	F02622EB018	153	F02622HD018	152	F02623EA018
149	F02614ED030	151	F02622BA030	152	F02622EB030	153	F02622HD030	152	F02623EA030
149	F02614ED033	151	F02622BA033	152	F02622EB033	153	F02622HD033	152	F02623EA033
150	F02614FA001	151	F02622BB001	152	F02622ED001	151	F02623BA001	152	F02623EB001
150	F02614FA006	151	F02622BB006	152	F02622ED006	151	F02623BA006	152	F02623EB006
150	F02614FA012	151	F02622BB012	152	F02622ED012	151	F02623BA012	152	F02623EB012
150	F02614FA018	151	F02622BB018	152	F02622ED018	151	F02623BA018	152	F02623EB018
150	F02614FA030	151	F02622BB030	152	F02622ED030	151	F02623BA030	152	F02623EB030
150	F02614FA033	151	F02622BB033	152	F02622ED033	151	F02623BA033	152	F02623EB033
150	F02614FB001	151	F02622BD001	152	F02622FA001	151	F02623BB001	152	F02623ED001
150	F02614FB006	151	F02622BD006	152	F02622FA006	151	F02623BB006	152	F02623ED006
150	F02614FB012	151	F02622BD012	152	F02622FA012	151	F02623BB012	152	F02623ED012
150	F02614FB018	151	F02622BD018	152	F02622FA018	151	F02623BB018	152	F02623ED018
150	F02614FB030	151	F02622BD030	152	F02622FA030	151	F02623BB030	152	F02623ED030
150	F02614FB033	151	F02622BD033	152	F02622FA033	151	F02623BB033	152	F02623ED033
150	F02614FD001	151	F02622CA001	152	F02622FB001	151	F02623BD001	152	F02623FA001
150	F02614FD006	151	F02622CA006	152	F02622FB006	151	F02623BD006	152	F02623FA006
150	F02614FD012	151	F02622CA012	152	F02622FB012	151	F02623BD012	152	F02623FA012
150	F02614FD018	151	F02622CA018	152	F02622FB018	151	F02623BD018	152	F02623FA018
150	F02614FD030	151	F02622CA030	152	F02622FB030	151	F02623BD030	152	F02623FA030
150	F02614FD033	151	F02622CA033	152	F02622FB033	151	F02623BD033	152	F02623FA033
150	F02614GA001	151	F02622CB001	152	F02622FD001	151	F02623CA001	152	F02623FB001
150	F02614GA006	151	F02622CB006	152	F02622FD006	151	F02623CA006	152	F02623FB006
150	F02614GA012	151	F02622CB012	152	F02622FD012	151	F02623CA012	152	F02623FB012
150	F02614GA018	151	F02622CB018	152	F02622FD018	151	F02623CA018	152	F02623FB018
150	F02614GA030	151	F02622CB030	152	F02622FD030	151	F02623CA030	152	F02623FB030
150	F02614GA033	151	F02622CB033	152	F02622FD033	151	F02623CA033	152	F02623FB033
150	F02614GB001	151	F02622CD001	153	F02622GA001	151	F02623CB001	152	F02623FD001
150	F02614GB006	151	F02622CD006	153	F02622GA006	151	F02623CB006	152	F02623FD006
150	F02614GB012	151	F02622CD012	153	F02622GA012	151	F02623CB012	152	F02623FD012
150	F02614GB018	151	F02622CD018	153	F02622GA018	151	F02623CB018	152	F02623FD018
150	F02614GB030	151	F02622CD030	153	F02622GA030	151	F02623CB030	152	F02623FD030
150	F02614GB033	151	F02622CD033	153	F02622GA033	151	F02623CB033	152	F02623FD033

Page	Reference	Page	Reference	Page	Reference	Page	Reference	Page	Reference
43	F026D3DD001	44	F026D3HA001	43	F026D4CB001	44	F026D4FD001	45	F026E2CA001
43	F026D3DD006	44	F026D3HA006	43	F026D4CB006	44	F026D4FD006	45	F026E2CA006
43	F026D3DD012	44	F026D3HA012	43	F026D4CB012	44	F026D4FD012	45	F026E2CA012
43	F026D3DD018	44	F026D3HA018	43	F026D4CB018	44	F026D4FD018	45	F026E2CA018
43	F026D3DD030	44	F026D3HA030	43	F026D4CB030	44	F026D4FD030	45	F026E2CA030
43	F026D3DD033	44	F026D3HA033	43	F026D4CB033	44	F026D4FD033	45	F026E2CA033
43	F026D3EA001	44	F026D3HB001	43	F026D4CD001	44	F026D4GA001	45	F026E2CB001
43	F026D3EA006	44	F026D3HB006	43	F026D4CD006	44	F026D4GA006	45	F026E2CB006
43	F026D3EA012	44	F026D3HB012	43	F026D4CD012	44	F026D4GA012	45	F026E2CB012
43	F026D3EA018	44	F026D3HB018	43	F026D4CD018	44	F026D4GA018	45	F026E2CB018
43	F026D3EA030	44	F026D3HB030	43	F026D4CD030	44	F026D4GA030	45	F026E2CB030
43	F026D3EA033	44	F026D3HB033	43	F026D4CD033	44	F026D4GA033	45	F026E2CB033
43	F026D3EB001	44	F026D3HD001	43	F026D4DA001	44	F026D4GB001	45	F026E2CD001
43	F026D3EB006	44	F026D3HD006	43	F026D4DA006	44	F026D4GB006	45	F026E2CD006
43	F026D3EB012	44	F026D3HD012	43	F026D4DA012	44	F026D4GB012	45	F026E2CD012
43	F026D3EB018	44	F026D3HD018	43	F026D4DA018	44	F026D4GB018	45	F026E2CD018
43	F026D3EB030	44	F026D3HD030	43	F026D4DA030	44	F026D4GB030	45	F026E2CD030
43	F026D3EB033	44	F026D3HD033	43	F026D4DA033	44	F026D4GB033	45	F026E2CD033
43	F026D3ED001	42	F026D4AA001	43	F026D4DB001	44	F026D4GD001	46	F026E2DA001
43	F026D3ED006	42	F026D4AA006	43	F026D4DB006	44	F026D4GD006	46	F026E2DA006
43	F026D3ED012	42	F026D4AA012	43	F026D4DB012	44	F026D4GD012	46	F026E2DA012
43	F026D3ED018	42	F026D4AA018	43	F026D4DB018	44	F026D4GD018	46	F026E2DA018
43	F026D3ED030	42	F026D4AA030	43	F026D4DB030	44	F026D4GD030	46	F026E2DA030
43	F026D3ED033	42	F026D4AA033	43	F026D4DB033	44	F026D4GD033	46	F026E2DA033
44	F026D3FA001	42	F026D4AB001	43	F026D4DD001	44	F026D4HA001	46	F026E2DB001
44	F026D3FA006	42	F026D4AB006	43	F026D4DD006	44	F026D4HA006	46	F026E2DB006
44	F026D3FA012	42	F026D4AB012	43	F026D4DD012	44	F026D4HA012	46	F026E2DB012
44	F026D3FA018	42	F026D4AB018	43	F026D4DD018	44	F026D4HA018	46	F026E2DB018
44	F026D3FA030	42	F026D4AB030	43	F026D4DD030	44	F026D4HA030	46	F026E2DB030
44	F026D3FA033	42	F026D4AB033	43	F026D4DD033	44	F026D4HA033	46	F026E2DB033
44	F026D3FB001	42	F026D4AD001	43	F026D4EA001	44	F026D4HB001	46	F026E2DD001
44	F026D3FB006	42	F026D4AD006	43	F026D4EA006	44	F026D4HB006	46	F026E2DD006
44	F026D3FB012	42	F026D4AD012	43	F026D4EA012	44	F026D4HB012	46	F026E2DD012
44	F026D3FB018	42	F026D4AD018	43	F026D4EA018	44	F026D4HB018	46	F026E2DD018
44	F026D3FB030	42	F026D4AD030	43	F026D4EA030	44	F026D4HB030	46	F026E2DD030
44	F026D3FB033	42	F026D4AD033	43	F026D4EA033	44	F026D4HB033	46	F026E2DD033
44	F026D3FD001	42	F026D4BA001	43	F026D4EB001	44	F026D4HD001	46	F026E2EA001
44	F026D3FD006	42	F026D4BA006	43	F026D4EB006	44	F026D4HD006	46	F026E2EA006
44	F026D3FD012	42	F026D4BA012	43	F026D4EB012	44	F026D4HD012	46	F026E2EA012
44	F026D3FD018	42	F026D4BA018	43	F026D4EB018	44	F026D4HD018	46	F026E2EA018
44	F026D3FD030	42	F026D4BA030	43	F026D4EB030	44	F026D4HD030	46	F026E2EA030
44	F026D3FD033	42	F026D4BA033	43	F026D4EB033	44	F026D4HD033	46	F026E2EA033
44	F026D3GA001	42	F026D4BB001	43	F026D4ED001	45	F026E2BA001	46	F026E2EB001
44	F026D3GA006	42	F026D4BB006	43	F026D4ED006	45	F026E2BA006	46	F026E2EB006
44	F026D3GA012	42	F026D4BB012	43	F026D4ED012	45	F026E2BA012	46	F026E2EB012
44	F026D3GA018	42	F026D4BB018	43	F026D4ED018	45	F026E2BA018	46	F026E2EB018
44	F026D3GA030	42	F026D4BB030	43	F026D4ED030	45	F026E2BA030	46	F026E2EB030
44	F026D3GA033	42	F026D4BB033	43	F026D4ED033	45	F026E2BA033	46	F026E2EB033
44	F026D3GB001	42	F026D4BD001	44	F026D4FA001	45	F026E2BB001	46	F026E2ED001
44	F026D3GB006	42	F026D4BD006	44	F026D4FA006	45	F026E2BB006	46	F026E2ED006
44	F026D3GB012	42	F026D4BD012	44	F026D4FA012	45	F026E2BB012	46	F026E2ED012
44	F026D3GB018	42	F026D4BD018	44	F026D4FA018	45	F026E2BB018	46	F026E2ED018
44	F026D3GB030	42	F026D4BD030	44	F026D4FA030	45	F026E2BB030	46	F026E2ED030
44	F026D3GB033	42	F026D4BD033	44	F026D4FA033	45	F026E2BB033	46	F026E2ED033
44	F026D3GD001	43	F026D4CA001	44	F026D4FB001	45	F026E2BD001	46	F026E2FA001
44	F026D3GD006	43	F026D4CA006	44	F026D4FB006	45	F026E2BD006	46	F026E2FA006
44	F026D3GD012	43	F026D4CA012	44	F026D4FB012	45	F026E2BD012	46	F026E2FA012
44	F026D3GD018	43	F026D4CA018	44	F026D4FB018	45	F026E2BD018	46	F026E2FA018
44	F026D3GD030	43	F026D4CA030	44	F026D4FB030	45	F026E2BD030	46	F026E2FA030
44	F026D3GD033	43	F026D4CA033	44	F026D4FB033	45	F026E2BD033	46	F026E2FA033

Page	Reference	Page	Reference	Page	Reference	Page	Reference	Page	Reference
46	F026E2FB001	45	F026E3BD001	46	F026E3FA001	45	F026E4BB001	46	F026E4ED001
46	F026E2FB006	45	F026E3BD006	46	F026E3FA006	45	F026E4BB006	46	F026E4ED006
46	F026E2FB012	45	F026E3BD012	46	F026E3FA012	45	F026E4BB012	46	F026E4ED012
46	F026E2FB018	45	F026E3BD018	46	F026E3FA018	45	F026E4BB018	46	F026E4ED018
46	F026E2FB030	45	F026E3BD030	46	F026E3FA030	45	F026E4BB030	46	F026E4ED030
46	F026E2FB033	45	F026E3BD033	46	F026E3FA033	45	F026E4BB033	46	F026E4ED033
46	F026E2FD001	45	F026E3CA001	46	F026E3FB001	45	F026E4BD001	46	F026E4FA001
46	F026E2FD006	45	F026E3CA006	46	F026E3FB006	45	F026E4BD006	46	F026E4FA006
46	F026E2FD012	45	F026E3CA012	46	F026E3FB012	45	F026E4BD012	46	F026E4FA012
46	F026E2FD018	45	F026E3CA018	46	F026E3FB018	45	F026E4BD018	46	F026E4FA018
46	F026E2FD030	45	F026E3CA030	46	F026E3FB030	45	F026E4BD030	46	F026E4FA030
46	F026E2FD033	45	F026E3CA033	46	F026E3FB033	45	F026E4BD033	46	F026E4FA033
47	F026E2GA001	45	F026E3CB001	46	F026E3FD001	45	F026E4CA001	46	F026E4FB001
47	F026E2GA006	45	F026E3CB006	46	F026E3FD006	45	F026E4CA006	46	F026E4FB006
47	F026E2GA012	45	F026E3CB012	46	F026E3FD012	45	F026E4CA012	46	F026E4FB012
47	F026E2GA018	45	F026E3CB018	46	F026E3FD018	45	F026E4CA018	46	F026E4FB018
47	F026E2GA030	45	F026E3CB030	46	F026E3FD030	45	F026E4CA030	46	F026E4FB030
47	F026E2GA033	45	F026E3CB033	46	F026E3FD033	45	F026E4CA033	46	F026E4FB033
47	F026E2GB001	45	F026E3CD001	47	F026E3GA001	45	F026E4CB001	46	F026E4FD001
47	F026E2GB006	45	F026E3CD006	47	F026E3GA006	45	F026E4CB006	46	F026E4FD006
47	F026E2GB012	45	F026E3CD012	47	F026E3GA012	45	F026E4CB012	46	F026E4FD012
47	F026E2GB018	45	F026E3CD018	47	F026E3GA018	45	F026E4CB018	46	F026E4FD018
47	F026E2GB030	45	F026E3CD030	47	F026E3GA030	45	F026E4CB030	46	F026E4FD030
47	F026E2GB033	45	F026E3CD033	47	F026E3GA033	45	F026E4CB033	46	F026E4FD033
47	F026E2GD001	46	F026E3DA001	47	F026E3GB001	45	F026E4CD001	47	F026E4GA001
47	F026E2GD006	46	F026E3DA006	47	F026E3GB006	45	F026E4CD006	47	F026E4GA006
47	F026E2GD012	46	F026E3DA012	47	F026E3GB012	45	F026E4CD012	47	F026E4GA012
47	F026E2GD018	46	F026E3DA018	47	F026E3GB018	45	F026E4CD018	47	F026E4GA018
47	F026E2GD030	46	F026E3DA030	47	F026E3GB030	45	F026E4CD030	47	F026E4GA030
47	F026E2GD033	46	F026E3DA033	47	F026E3GB033	45	F026E4CD033	47	F026E4GA033
47	F026E2HA001	46	F026E3DB001	47	F026E3GD001	46	F026E4DA001	47	F026E4GB001
47	F026E2HA006	46	F026E3DB006	47	F026E3GD006	46	F026E4DA006	47	F026E4GB006
47	F026E2HA012	46	F026E3DB012	47	F026E3GD012	46	F026E4DA012	47	F026E4GB012
47	F026E2HA018	46	F026E3DB018	47	F026E3GD018	46	F026E4DA018	47	F026E4GB018
47	F026E2HA030	46	F026E3DB030	47	F026E3GD030	46	F026E4DA030	47	F026E4GB030
47	F026E2HA033	46	F026E3DB033	47	F026E3GD033	46	F026E4DA033	47	F026E4GB033
47	F026E2HB001	46	F026E3DD001	47	F026E3HA001	46	F026E4DB001	47	F026E4GD001
47	F026E2HB006	46	F026E3DD006	47	F026E3HA006	46	F026E4DB006	47	F026E4GD006
47	F026E2HB012	46	F026E3DD012	47	F026E3HA012	46	F026E4DB012	47	F026E4GD012
47	F026E2HB018	46	F026E3DD018	47	F026E3HA018	46	F026E4DB018	47	F026E4GD018
47	F026E2HB030	46	F026E3DD030	47	F026E3HA030	46	F026E4DB030	47	F026E4GD030
47	F026E2HB033	46	F026E3DD033	47	F026E3HA033	46	F026E4DB033	47	F026E4GD033
47	F026E2HD001	46	F026E3EA001	47	F026E3HB001	46	F026E4DD001	47	F026E4HA001
47	F026E2HD006	46	F026E3EA006	47	F026E3HB006	46	F026E4DD006	47	F026E4HA006
47	F026E2HD012	46	F026E3EA012	47	F026E3HB012	46	F026E4DD012	47	F026E4HA012
47	F026E2HD018	46	F026E3EA018	47	F026E3HB018	46	F026E4DD018	47	F026E4HA018
47	F026E2HD030	46	F026E3EA030	47	F026E3HB030	46	F026E4DD030	47	F026E4HA030
47	F026E2HD033	46	F026E3EA033	47	F026E3HB033	46	F026E4DD033	47	F026E4HA033
45	F026E3BA001	46	F026E3EB001	47	F026E3HD001	46	F026E4EA001	47	F026E4HB001
45	F026E3BA006	46	F026E3EB006	47	F026E3HD006	46	F026E4EA006	47	F026E4HB006
45	F026E3BA012	46	F026E3EB012	47	F026E3HD012	46	F026E4EA012	47	F026E4HB012
45	F026E3BA018	46	F026E3EB018	47	F026E3HD018	46	F026E4EA018	47	F026E4HB018
45	F026E3BA030	46	F026E3EB030	47	F026E3HD030	46	F026E4EA030	47	F026E4HB030
45	F026E3BA033	46	F026E3EB033	47	F026E3HD033	46	F026E4EA033	47	F026E4HB033
45	F026E3BB001	46	F026E3ED001	45	F026E4BA001	46	F026E4EB001	47	F026E4HD001
45	F026E3BB006	46	F026E3ED006	45	F026E4BA006	46	F026E4EB006	47	F026E4HD006
45	F026E3BB012	46	F026E3ED012	45	F026E4BA012	46	F026E4EB012	47	F026E4HD012
45	F026E3BB018	46	F026E3ED018	45	F026E4BA018	46	F026E4EB018	47	F026E4HD018
45	F026E3BB030	46	F026E3ED030	45	F026E4BA030	46	F026E4EB030	47	F026E4HD030
45	F026E3BB033	46	F026E3ED033	45	F026E4BA033	46	F026E4EB033	47	F026E4HD033

Page	Reference	Page	Reference	Page	Reference	Page	Reference	Page	Reference
67	F026F2BA001.A	67	F026F3CB001.A	86	F026G2AD001	87	F026G2EA001	88	F026G2HB001
67	F026F2BA006.A	67	F026F3CB006.A	86	F026G2AD006	87	F026G2EA006	88	F026G2HB006
67	F026F2BA012.A	67	F026F3CB012.A	86	F026G2AD012	87	F026G2EA012	88	F026G2HB012
67	F026F2BA018.A	67	F026F3CB018.A	86	F026G2AD018	87	F026G2EA018	88	F026G2HB018
67	F026F2BA030.A	67	F026F3CB030.A	86	F026G2AD030	87	F026G2EA030	88	F026G2HB030
67	F026F2BA033.A	67	F026F3CB033.A	86	F026G2AD033	87	F026G2EA033	88	F026G2HB033
67	F026F2BB001.A	67	F026F3CD001.A	86	F026G2BA001	87	F026G2EB001	88	F026G2HD001
67	F026F2BB006.A	67	F026F3CD006.A	86	F026G2BA006	87	F026G2EB006	88	F026G2HD006
67	F026F2BB012.A	67	F026F3CD012.A	86	F026G2BA012	87	F026G2EB012	88	F026G2HD012
67	F026F2BB018.A	67	F026F3CD018.A	86	F026G2BA018	87	F026G2EB018	88	F026G2HD018
67	F026F2BB030.A	67	F026F3CD030.A	86	F026G2BA030	87	F026G2EB030	88	F026G2HD030
67	F026F2BB033.A	67	F026F3CD033.A	86	F026G2BA033	87	F026G2EB033	88	F026G2HD033
67	F026F2BD001.A	67	F026F4BA001.A	86	F026G2BB001	87	F026G2ED001	86	F026G3AA001
67	F026F2BD006.A	67	F026F4BA006.A	86	F026G2BB006	87	F026G2ED006	86	F026G3AA006
67	F026F2BD012.A	67	F026F4BA012.A	86	F026G2BB012	87	F026G2ED012	86	F026G3AA012
67	F026F2BD018.A	67	F026F4BA018.A	86	F026G2BB018	87	F026G2ED018	86	F026G3AA018
67	F026F2BD030.A	67	F026F4BA030.A	86	F026G2BB030	87	F026G2ED030	86	F026G3AA030
67	F026F2BD033.A	67	F026F4BA033.A	86	F026G2BB033	87	F026G2ED033	86	F026G3AA033
67	F026F2CA001.A	67	F026F4BB001.A	86	F026G2BD001	88	F026G2FA001	86	F026G3AB001
67	F026F2CA006.A	67	F026F4BB006.A	86	F026G2BD006	88	F026G2FA006	86	F026G3AB006
67	F026F2CA012.A	67	F026F4BB012.A	86	F026G2BD012	88	F026G2FA012	86	F026G3AB012
67	F026F2CA018.A	67	F026F4BB018.A	86	F026G2BD018	88	F026G2FA018	86	F026G3AB018
67	F026F2CA030.A	67	F026F4BB030.A	86	F026G2BD030	88	F026G2FA030	86	F026G3AB030
67	F026F2CA033.A	67	F026F4BB033.A	86	F026G2BD033	88	F026G2FA033	86	F026G3AB033
67	F026F2CB001.A	67	F026F4BD001.A	87	F026G2CA001	88	F026G2FB001	86	F026G3AD001
67	F026F2CB006.A	67	F026F4BD006.A	87	F026G2CA006	88	F026G2FB006	86	F026G3AD006
67	F026F2CB012.A	67	F026F4BD012.A	87	F026G2CA012	88	F026G2FB012	86	F026G3AD012
67	F026F2CB018.A	67	F026F4BD018.A	87	F026G2CA018	88	F026G2FB018	86	F026G3AD018
67	F026F2CB030.A	67	F026F4BD030.A	87	F026G2CA030	88	F026G2FB030	86	F026G3AD030
67	F026F2CB033.A	67	F026F4BD033.A	87	F026G2CA033	88	F026G2FB033	86	F026G3AD033
67	F026F2CD001.A	67	F026F4CA001.A	87	F026G2CB001	88	F026G2FD001	86	F026G3BA001
67	F026F2CD006.A	67	F026F4CA006.A	87	F026G2CB006	88	F026G2FD006	86	F026G3BA006
67	F026F2CD012.A	67	F026F4CA012.A	87	F026G2CB012	88	F026G2FD012	86	F026G3BA012
67	F026F2CD018.A	67	F026F4CA018.A	87	F026G2CB018	88	F026G2FD018	86	F026G3BA018
67	F026F2CD030.A	67	F026F4CA030.A	87	F026G2CB030	88	F026G2FD030	86	F026G3BA030
67	F026F2CD033.A	67	F026F4CA033.A	87	F026G2CB033	88	F026G2FD033	86	F026G3BA033
67	F026F3BA001.A	67	F026F4CB001.A	87	F026G2CD001	88	F026G2GA001	86	F026G3BB001
67	F026F3BA006.A	67	F026F4CB006.A	87	F026G2CD006	88	F026G2GA006	86	F026G3BB006
67	F026F3BA012.A	67	F026F4CB012.A	87	F026G2CD012	88	F026G2GA012	86	F026G3BB012
67	F026F3BA018.A	67	F026F4CB018.A	87	F026G2CD018	88	F026G2GA018	86	F026G3BB018
67	F026F3BA030.A	67	F026F4CB030.A	87	F026G2CD030	88	F026G2GA030	86	F026G3BB030
67	F026F3BA033.A	67	F026F4CB033.A	87	F026G2CD033	88	F026G2GA033	86	F026G3BB033
67	F026F3BB001.A	67	F026F4CD001.A	87	F026G2DA001	88	F026G2GB001	86	F026G3BD001
67	F026F3BB006.A	67	F026F4CD006.A	87	F026G2DA006	88	F026G2GB006	86	F026G3BD006
67	F026F3BB012.A	67	F026F4CD012.A	87	F026G2DA012	88	F026G2GB012	86	F026G3BD012
67	F026F3BB018.A	67	F026F4CD018.A	87	F026G2DA018	88	F026G2GB018	86	F026G3BD018
67	F026F3BB030.A	67	F026F4CD030.A	87	F026G2DA030	88	F026G2GB030	86	F026G3BD030
67	F026F3BB033.A	67	F026F4CD033.A	87	F026G2DA033	88	F026G2GB033	86	F026G3BD033
67	F026F3BD001.A	86	F026G2AA001	87	F026G2DB001	88	F026G2GD001	87	F026G3CA001
67	F026F3BD006.A	86	F026G2AA006	87	F026G2DB006	88	F026G2GD006	87	F026G3CA006
67	F026F3BD012.A	86	F026G2AA012	87	F026G2DB012	88	F026G2GD012	87	F026G3CA012
67	F026F3BD018.A	86	F026G2AA018	87	F026G2DB018	88	F026G2GD018	87	F026G3CA018
67	F026F3BD030.A	86	F026G2AA030	87	F026G2DB030	88	F026G2GD030	87	F026G3CA030
67	F026F3BD033.A	86	F026G2AA033	87	F026G2DB033	88	F026G2GD033	87	F026G3CA033
67	F026F3CA001.A	86	F026G2AB001	87	F026G2DD001	88	F026G2HA001	87	F026G3CB001
67	F026F3CA006.A	86	F026G2AB006	87	F026G2DD006	88	F026G2HA006	87	F026G3CB006
67	F026F3CA012.A	86	F026G2AB012	87	F026G2DD012	88	F026G2HA012	87	F026G3CB012
67	F026F3CA018.A	86	F026G2AB018	87	F026G2DD018	88	F026G2HA018	87	F026G3CB018
67	F026F3CA030.A	86	F026G2AB030	87	F026G2DD030	88	F026G2HA030	87	F026G3CB030
67	F026F3CA033.A	86	F026G2AB033	87	F026G2DD033	88	F026G2HA033	87	F026G3CB033

Page	Reference	Page	Reference	Page	Reference	Page	Reference	Page	Reference
87	F026G3CD001	88	F026G3GA001	86	F026G4BB001	87	F026G4ED001	89	F026H2BA001
87	F026G3CD006	88	F026G3GA006	86	F026G4BB006	87	F026G4ED006	89	F026H2BA006
87	F026G3CD012	88	F026G3GA012	86	F026G4BB012	87	F026G4ED012	89	F026H2BA012
87	F026G3CD018	88	F026G3GA018	86	F026G4BB018	87	F026G4ED018	89	F026H2BA018
87	F026G3CD030	88	F026G3GA030	86	F026G4BB030	87	F026G4ED030	89	F026H2BA030
87	F026G3CD033	88	F026G3GA033	86	F026G4BB033	87	F026G4ED033	89	F026H2BA033
87	F026G3DA001	88	F026G3GB001	86	F026G4BD001	88	F026G4FA001	89	F026H2BB001
87	F026G3DA006	88	F026G3GB006	86	F026G4BD006	88	F026G4FA006	89	F026H2BB006
87	F026G3DA012	88	F026G3GB012	86	F026G4BD012	88	F026G4FA012	89	F026H2BB012
87	F026G3DA018	88	F026G3GB018	86	F026G4BD018	88	F026G4FA018	89	F026H2BB018
87	F026G3DA030	88	F026G3GB030	86	F026G4BD030	88	F026G4FA030	89	F026H2BB030
87	F026G3DA033	88	F026G3GB033	86	F026G4BD033	88	F026G4FA033	89	F026H2BB033
87	F026G3DB001	88	F026G3GD001	87	F026G4CA001	88	F026G4FB001	89	F026H2BD001
87	F026G3DB006	88	F026G3GD006	87	F026G4CA006	88	F026G4FB006	89	F026H2BD006
87	F026G3DB012	88	F026G3GD012	87	F026G4CA012	88	F026G4FB012	89	F026H2BD012
87	F026G3DB018	88	F026G3GD018	87	F026G4CA018	88	F026G4FB018	89	F026H2BD018
87	F026G3DB030	88	F026G3GD030	87	F026G4CA030	88	F026G4FB030	89	F026H2BD030
87	F026G3DB033	88	F026G3GD033	87	F026G4CA033	88	F026G4FB033	89	F026H2BD033
87	F026G3DD001	88	F026G3HA001	87	F026G4CB001	88	F026G4FD001	89	F026H2CA001
87	F026G3DD006	88	F026G3HA006	87	F026G4CB006	88	F026G4FD006	89	F026H2CA006
87	F026G3DD012	88	F026G3HA012	87	F026G4CB012	88	F026G4FD012	89	F026H2CA012
87	F026G3DD018	88	F026G3HA018	87	F026G4CB018	88	F026G4FD018	89	F026H2CA018
87	F026G3DD030	88	F026G3HA030	87	F026G4CB030	88	F026G4FD030	89	F026H2CA030
87	F026G3DD033	88	F026G3HA033	87	F026G4CB033	88	F026G4FD033	89	F026H2CA033
87	F026G3EA001	88	F026G3HB001	87	F026G4CD001	88	F026G4GA001	89	F026H2CB001
87	F026G3EA006	88	F026G3HB006	87	F026G4CD006	88	F026G4GA006	89	F026H2CB006
87	F026G3EA012	88	F026G3HB012	87	F026G4CD012	88	F026G4GA012	89	F026H2CB012
87	F026G3EA018	88	F026G3HB018	87	F026G4CD018	88	F026G4GA018	89	F026H2CB018
87	F026G3EA030	88	F026G3HB030	87	F026G4CD030	88	F026G4GA030	89	F026H2CB030
87	F026G3EA033	88	F026G3HB033	87	F026G4CD033	88	F026G4GA033	89	F026H2CB033
87	F026G3EB001	88	F026G3HD001	87	F026G4DA001	88	F026G4GB001	89	F026H2CD001
87	F026G3EB006	88	F026G3HD006	87	F026G4DA006	88	F026G4GB006	89	F026H2CD006
87	F026G3EB012	88	F026G3HD012	87	F026G4DA012	88	F026G4GB012	89	F026H2CD012
87	F026G3EB018	88	F026G3HD018	87	F026G4DA018	88	F026G4GB018	89	F026H2CD018
87	F026G3EB030	88	F026G3HD030	87	F026G4DA030	88	F026G4GB030	89	F026H2CD030
87	F026G3EB033	88	F026G3HD033	87	F026G4DA033	88	F026G4GB033	89	F026H2CD033
87	F026G3ED001	86	F026G4AA001	87	F026G4DB001	88	F026G4GD001	90	F026H2DA001
87	F026G3ED006	86	F026G4AA006	87	F026G4DB006	88	F026G4GD006	90	F026H2DA006
87	F026G3ED012	86	F026G4AA012	87	F026G4DB012	88	F026G4GD012	90	F026H2DA012
87	F026G3ED018	86	F026G4AA018	87	F026G4DB018	88	F026G4GD018	90	F026H2DA018
87	F026G3ED030	86	F026G4AA030	87	F026G4DB030	88	F026G4GD030	90	F026H2DA030
87	F026G3ED033	86	F026G4AA033	87	F026G4DB033	88	F026G4GD033	90	F026H2DA033
88	F026G3FA001	86	F026G4AB001	87	F026G4DD001	88	F026G4HA001	90	F026H2DB001
88	F026G3FA006	86	F026G4AB006	87	F026G4DD006	88	F026G4HA006	90	F026H2DB006
88	F026G3FA012	86	F026G4AB012	87	F026G4DD012	88	F026G4HA012	90	F026H2DB012
88	F026G3FA018	86	F026G4AB018	87	F026G4DD018	88	F026G4HA018	90	F026H2DB018
88	F026G3FA030	86	F026G4AB030	87	F026G4DD030	88	F026G4HA030	90	F026H2DB030
88	F026G3FA033	86	F026G4AB033	87	F026G4DD033	88	F026G4HA033	90	F026H2DB033
88	F026G3FB001	86	F026G4AD001	87	F026G4EA001	88	F026G4HB001	90	F026H2DD001
88	F026G3FB006	86	F026G4AD006	87	F026G4EA006	88	F026G4HB006	90	F026H2DD006
88	F026G3FB012	86	F026G4AD012	87	F026G4EA012	88	F026G4HB012	90	F026H2DD012
88	F026G3FB018	86	F026G4AD018	87	F026G4EA018	88	F026G4HB018	90	F026H2DD018
88	F026G3FB030	86	F026G4AD030	87	F026G4EA030	88	F026G4HB030	90	F026H2DD030
88	F026G3FB033	86	F026G4AD033	87	F026G4EA033	88	F026G4HB033	90	F026H2DD033
88	F026G3FD001	86	F026G4BA001	87	F026G4EB001	88	F026G4HD001	90	F026H2EA001
88	F026G3FD006	86	F026G4BA006	87	F026G4EB006	88	F026G4HD006	90	F026H2EA006
88	F026G3FD012	86	F026G4BA012	87	F026G4EB012	88	F026G4HD012	90	F026H2EA012
88	F026G3FD018	86	F026G4BA018	87	F026G4EB018	88	F026G4HD018	90	F026H2EA018
88	F026G3FD030	86	F026G4BA030	87	F026G4EB030	88	F026G4HD030	90	F026H2EA030
88	F026G3FD033	86	F026G4BA033	87	F026G4EB033	88	F026G4HD033	90	F026H2EA033

Page	Reference	Page	Reference	Page	Reference	Page	Reference	Page	Reference
91	F026H4HA001	73	F026L2CB001	74	F026L2FD001	72	F026L3BA001	73	F026L3EB001
91	F026H4HA006	73	F026L2CB006	74	F026L2FD006	72	F026L3BA006	73	F026L3EB006
91	F026H4HA012	73	F026L2CB012	74	F026L2FD012	72	F026L3BA012	73	F026L3EB012
91	F026H4HA018	73	F026L2CB018	74	F026L2FD018	72	F026L3BA018	73	F026L3EB018
91	F026H4HA030	73	F026L2CB030	74	F026L2FD030	72	F026L3BA030	73	F026L3EB030
91	F026H4HA033	73	F026L2CB033	74	F026L2FD033	72	F026L3BA033	73	F026L3EB033
91	F026H4HB001	73	F026L2CD001	74	F026L2GA001	72	F026L3BB001	73	F026L3ED001
91	F026H4HB006	73	F026L2CD006	74	F026L2GA006	72	F026L3BB006	73	F026L3ED006
91	F026H4HB012	73	F026L2CD012	74	F026L2GA012	72	F026L3BB012	73	F026L3ED012
91	F026H4HB018	73	F026L2CD018	74	F026L2GA018	72	F026L3BB018	73	F026L3ED018
91	F026H4HB030	73	F026L2CD030	74	F026L2GA030	72	F026L3BB030	73	F026L3ED030
91	F026H4HB033	73	F026L2CD033	74	F026L2GA033	72	F026L3BB033	73	F026L3ED033
91	F026H4HD001	73	F026L2DA001	74	F026L2GB001	72	F026L3BD001	74	F026L3FA001
91	F026H4HD006	73	F026L2DA006	74	F026L2GB006	72	F026L3BD006	74	F026L3FA006
91	F026H4HD012	73	F026L2DA012	74	F026L2GB012	72	F026L3BD012	74	F026L3FA012
91	F026H4HD018	73	F026L2DA018	74	F026L2GB018	72	F026L3BD018	74	F026L3FA018
91	F026H4HD030	73	F026L2DA030	74	F026L2GB030	72	F026L3BD030	74	F026L3FA030
91	F026H4HD033	73	F026L2DA033	74	F026L2GB033	72	F026L3BD033	74	F026L3FA033
72	F026L2AA001	73	F026L2DB001	74	F026L2GD001	73	F026L3CA001	74	F026L3FB001
72	F026L2AA006	73	F026L2DB006	74	F026L2GD006	73	F026L3CA006	74	F026L3FB006
72	F026L2AA012	73	F026L2DB012	74	F026L2GD012	73	F026L3CA012	74	F026L3FB012
72	F026L2AA018	73	F026L2DB018	74	F026L2GD018	73	F026L3CA018	74	F026L3FB018
72	F026L2AA030	73	F026L2DB030	74	F026L2GD030	73	F026L3CA030	74	F026L3FB030
72	F026L2AA033	73	F026L2DB033	74	F026L2GD033	73	F026L3CA033	74	F026L3FB033
72	F026L2AB001	73	F026L2DD001	74	F026L2HA001	73	F026L3CB001	74	F026L3FD001
72	F026L2AB006	73	F026L2DD006	74	F026L2HA006	73	F026L3CB006	74	F026L3FD006
72	F026L2AB012	73	F026L2DD012	74	F026L2HA012	73	F026L3CB012	74	F026L3FD012
72	F026L2AB018	73	F026L2DD018	74	F026L2HA018	73	F026L3CB018	74	F026L3FD018
72	F026L2AB030	73	F026L2DD030	74	F026L2HA030	73	F026L3CB030	74	F026L3FD030
72	F026L2AB033	73	F026L2DD033	74	F026L2HA033	73	F026L3CB033	74	F026L3FD033
72	F026L2AD001	73	F026L2EA001	74	F026L2HB001	73	F026L3CD001	74	F026L3GA001
72	F026L2AD006	73	F026L2EA006	74	F026L2HB006	73	F026L3CD006	74	F026L3GA006
72	F026L2AD012	73	F026L2EA012	74	F026L2HB012	73	F026L3CD012	74	F026L3GA012
72	F026L2AD018	73	F026L2EA018	74	F026L2HB018	73	F026L3CD018	74	F026L3GA018
72	F026L2AD030	73	F026L2EA030	74	F026L2HB030	73	F026L3CD030	74	F026L3GA030
72	F026L2AD033	73	F026L2EA033	74	F026L2HB033	73	F026L3CD033	74	F026L3GA033
72	F026L2BA001	73	F026L2EB001	74	F026L2HD001	73	F026L3DA001	74	F026L3GB001
72	F026L2BA006	73	F026L2EB006	74	F026L2HD006	73	F026L3DA006	74	F026L3GB006
72	F026L2BA012	73	F026L2EB012	74	F026L2HD012	73	F026L3DA012	74	F026L3GB012
72	F026L2BA018	73	F026L2EB018	74	F026L2HD018	73	F026L3DA018	74	F026L3GB018
72	F026L2BA030	73	F026L2EB030	74	F026L2HD030	73	F026L3DA030	74	F026L3GB030
72	F026L2BA033	73	F026L2EB033	74	F026L2HD033	73	F026L3DA033	74	F026L3GB033
72	F026L2BB001	73	F026L2ED001	72	F026L3AA001	73	F026L3DB001	74	F026L3GD001
72	F026L2BB006	73	F026L2ED006	72	F026L3AA006	73	F026L3DB006	74	F026L3GD006
72	F026L2BB012	73	F026L2ED012	72	F026L3AA012	73	F026L3DB012	74	F026L3GD012
72	F026L2BB018	73	F026L2ED018	72	F026L3AA018	73	F026L3DB018	74	F026L3GD018
72	F026L2BB030	73	F026L2ED030	72	F026L3AA030	73	F026L3DB030	74	F026L3GD030
72	F026L2BB033	73	F026L2ED033	72	F026L3AA033	73	F026L3DB033	74	F026L3GD033
72	F026L2BD001	74	F026L2FA001	72	F026L3AB001	73	F026L3DD001	74	F026L3HA001
72	F026L2BD006	74	F026L2FA006	72	F026L3AB006	73	F026L3DD006	74	F026L3HA006
72	F026L2BD012	74	F026L2FA012	72	F026L3AB012	73	F026L3DD012	74	F026L3HA012
72	F026L2BD018	74	F026L2FA018	72	F026L3AB018	73	F026L3DD018	74	F026L3HA018
72	F026L2BD030	74	F026L2FA030	72	F026L3AB030	73	F026L3DD030	74	F026L3HA030
72	F026L2BD033	74	F026L2FA033	72	F026L3AB033	73	F026L3DD033	74	F026L3HA033
73	F026L2CA001	74	F026L2FB001	72	F026L3AD001	73	F026L3EA001	74	F026L3HB001
73	F026L2CA006	74	F026L2FB006	72	F026L3AD006	73	F026L3EA006	74	F026L3HB006
73	F026L2CA012	74	F026L2FB012	72	F026L3AD012	73	F026L3EA012	74	F026L3HB012
73	F026L2CA018	74	F026L2FB018	72	F026L3AD018	73	F026L3EA018	74	F026L3HB018
73	F026L2CA030	74	F026L2FB030	72	F026L3AD030	73	F026L3EA030	74	F026L3HB030
73	F026L2CA033	74	F026L2FB033	72	F026L3AD033	73	F026L3EA033	74	F026L3HB033

Page	Reference	Page	Reference	Page	Reference	Page	Reference	Page	Reference
75	F026M3CB001	76	F026M3FD001	75	F026M4CA001	76	F026M4FB001	97	F026Q2BD001.A
75	F026M3CB006	76	F026M3FD006	75	F026M4CA006	76	F026M4FB006	97	F026Q2BD006.A
75	F026M3CB012	76	F026M3FD012	75	F026M4CA012	76	F026M4FB012	97	F026Q2BD012.A
75	F026M3CB018	76	F026M3FD018	75	F026M4CA018	76	F026M4FB018	97	F026Q2BD018.A
75	F026M3CB030	76	F026M3FD030	75	F026M4CA030	76	F026M4FB030	97	F026Q2BD030.A
75	F026M3CB033	76	F026M3FD033	75	F026M4CA033	76	F026M4FB033	97	F026Q2BD033.A
75	F026M3CD001	77	F026M3GA001	75	F026M4CB001	76	F026M4FD001	97	F026Q2CA001.A
75	F026M3CD006	77	F026M3GA006	75	F026M4CB006	76	F026M4FD006	97	F026Q2CA006.A
75	F026M3CD012	77	F026M3GA012	75	F026M4CB012	76	F026M4FD012	97	F026Q2CA012.A
75	F026M3CD018	77	F026M3GA018	75	F026M4CB018	76	F026M4FD018	97	F026Q2CA018.A
75	F026M3CD030	77	F026M3GA030	75	F026M4CB030	76	F026M4FD030	97	F026Q2CA030.A
75	F026M3CD033	77	F026M3GA033	75	F026M4CB033	76	F026M4FD033	97	F026Q2CA033.A
76	F026M3DA001	77	F026M3GB001	75	F026M4CD001	77	F026M4GA001	97	F026Q2CB001.A
76	F026M3DA006	77	F026M3GB006	75	F026M4CD006	77	F026M4GA006	97	F026Q2CB006.A
76	F026M3DA012	77	F026M3GB012	75	F026M4CD012	77	F026M4GA012	97	F026Q2CB012.A
76	F026M3DA018	77	F026M3GB018	75	F026M4CD018	77	F026M4GA018	97	F026Q2CB018.A
76	F026M3DA030	77	F026M3GB030	75	F026M4CD030	77	F026M4GA030	97	F026Q2CB030.A
76	F026M3DA033	77	F026M3GB033	75	F026M4CD033	77	F026M4GA033	97	F026Q2CB033.A
76	F026M3DB001	77	F026M3GD001	76	F026M4DA001	77	F026M4GB001	97	F026Q2CD001.A
76	F026M3DB006	77	F026M3GD006	76	F026M4DA006	77	F026M4GB006	97	F026Q2CD006.A
76	F026M3DB012	77	F026M3GD012	76	F026M4DA012	77	F026M4GB012	97	F026Q2CD012.A
76	F026M3DB018	77	F026M3GD018	76	F026M4DA018	77	F026M4GB018	97	F026Q2CD018.A
76	F026M3DB030	77	F026M3GD030	76	F026M4DA030	77	F026M4GB030	97	F026Q2CD030.A
76	F026M3DB033	77	F026M3GD033	76	F026M4DA033	77	F026M4GB033	97	F026Q2CD033.A
76	F026M3DD001	77	F026M3HA001	76	F026M4DB001	77	F026M4GD001	97	F026Q3BA001.A
76	F026M3DD006	77	F026M3HA006	76	F026M4DB006	77	F026M4GD006	97	F026Q3BA006.A
76	F026M3DD012	77	F026M3HA012	76	F026M4DB012	77	F026M4GD012	97	F026Q3BA012.A
76	F026M3DD018	77	F026M3HA018	76	F026M4DB018	77	F026M4GD018	97	F026Q3BA018.A
76	F026M3DD030	77	F026M3HA030	76	F026M4DB030	77	F026M4GD030	97	F026Q3BA030.A
76	F026M3DD033	77	F026M3HA033	76	F026M4DB033	77	F026M4GD033	97	F026Q3BA033.A
76	F026M3EA001	77	F026M3HB001	76	F026M4DD001	77	F026M4HA001	97	F026Q3BB001.A
76	F026M3EA006	77	F026M3HB006	76	F026M4DD006	77	F026M4HA006	97	F026Q3BB006.A
76	F026M3EA012	77	F026M3HB012	76	F026M4DD012	77	F026M4HA012	97	F026Q3BB012.A
76	F026M3EA018	77	F026M3HB018	76	F026M4DD018	77	F026M4HA018	97	F026Q3BB018.A
76	F026M3EA030	77	F026M3HB030	76	F026M4DD030	77	F026M4HA030	97	F026Q3BB030.A
76	F026M3EA033	77	F026M3HB033	76	F026M4DD033	77	F026M4HA033	97	F026Q3BB033.A
76	F026M3EB001	77	F026M3HD001	76	F026M4EA001	77	F026M4HB001	97	F026Q3BD001.A
76	F026M3EB006	77	F026M3HD006	76	F026M4EA006	77	F026M4HB006	97	F026Q3BD006.A
76	F026M3EB012	77	F026M3HD012	76	F026M4EA012	77	F026M4HB012	97	F026Q3BD012.A
76	F026M3EB018	77	F026M3HD018	76	F026M4EA018	77	F026M4HB018	97	F026Q3BD018.A
76	F026M3EB030	77	F026M3HD030	76	F026M4EA030	77	F026M4HB030	97	F026Q3BD030.A
76	F026M3EB033	77	F026M3HD033	76	F026M4EA033	77	F026M4HB033	97	F026Q3BD033.A
76	F026M3ED001	75	F026M4BA001	76	F026M4EB001	77	F026M4HD001	97	F026Q3CA001.A
76	F026M3ED006	75	F026M4BA006	76	F026M4EB006	77	F026M4HD006	97	F026Q3CA006.A
76	F026M3ED012	75	F026M4BA012	76	F026M4EB012	77	F026M4HD012	97	F026Q3CA012.A
76	F026M3ED018	75	F026M4BA018	76	F026M4EB018	77	F026M4HD018	97	F026Q3CA018.A
76	F026M3ED030	75	F026M4BA030	76	F026M4EB030	77	F026M4HD030	97	F026Q3CA030.A
76	F026M3ED033	75	F026M4BA033	76	F026M4EB033	77	F026M4HD033	97	F026Q3CA033.A
76	F026M3FA001	75	F026M4BB001	76	F026M4ED001	97	F026Q2BA001.A	97	F026Q3CB001.A
76	F026M3FA006	75	F026M4BB006	76	F026M4ED006	97	F026Q2BA006.A	97	F026Q3CB006.A
76	F026M3FA012	75	F026M4BB012	76	F026M4ED012	97	F026Q2BA012.A	97	F026Q3CB012.A
76	F026M3FA018	75	F026M4BB018	76	F026M4ED018	97	F026Q2BA018.A	97	F026Q3CB018.A
76	F026M3FA030	75	F026M4BB030	76	F026M4ED030	97	F026Q2BA030.A	97	F026Q3CB030.A
76	F026M3FA033	75	F026M4BB033	76	F026M4ED033	97	F026Q2BA033.A	97	F026Q3CB033.A
76	F026M3FB001	75	F026M4BD001	76	F026M4FA001	97	F026Q2BB001.A	97	F026Q3CD001.A
76	F026M3FB006	75	F026M4BD006	76	F026M4FA006	97	F026Q2BB006.A	97	F026Q3CD006.A
76	F026M3FB012	75	F026M4BD012	76	F026M4FA012	97	F026Q2BB012.A	97	F026Q3CD012.A
76	F026M3FB018	75	F026M4BD018	76	F026M4FA018	97	F026Q2BB018.A	97	F026Q3CD018.A
76	F026M3FB030	75	F026M4BD030	76	F026M4FA030	97	F026Q2BB030.A	97	F026Q3CD030.A
76	F026M3FB033	75	F026M4BD033	76	F026M4FA033	97	F026Q2BB033.A	97	F026Q3CD033.A

Page	Reference	Page	Reference	Page	Reference	Page	Reference	Page	Reference
107	F026W3GB001	105	F026W4CD001	107	F026W4GA001	155	F026Z210018	126	F02713CA030
107	F026W3GB006	105	F026W4CD006	107	F026W4GA006	155	F026Z210033	126	F02713CA033
107	F026W3GB012	105	F026W4CD012	107	F026W4GA012	155	F026Z220006	126	F02713DA001
107	F026W3GB018	105	F026W4CD018	107	F026W4GA018	155	F026Z220018	126	F02713DA006
107	F026W3GB030	105	F026W4CD030	107	F026W4GA030	155	F026Z220033	126	F02713DA012
107	F026W3GB033	105	F026W4CD033	107	F026W4GA033	155	F026Z230006	126	F02713DA018
107	F026W3GD001	106	F026W4DA001	107	F026W4GB001	155	F026Z230018	126	F02713DA030
107	F026W3GD006	106	F026W4DA006	107	F026W4GB006	155	F026Z230033	126	F02713DA033
107	F026W3GD012	106	F026W4DA012	107	F026W4GB012	126	F02712BA001	126	F02713EA001
107	F026W3GD018	106	F026W4DA018	107	F026W4GB018	126	F02712BA006	126	F02713EA006
107	F026W3GD030	106	F026W4DA030	107	F026W4GB030	126	F02712BA012	126	F02713EA012
107	F026W3GD033	106	F026W4DA033	107	F026W4GB033	126	F02712BA018	126	F02713EA018
107	F026W3HA001	106	F026W4DB001	107	F026W4GD001	126	F02712BA030	126	F02713EA030
107	F026W3HA006	106	F026W4DB006	107	F026W4GD006	126	F02712BA033	126	F02713EA033
107	F026W3HA012	106	F026W4DB012	107	F026W4GD012	126	F02712CA001	127	F02713FA001
107	F026W3HA018	106	F026W4DB018	107	F026W4GD018	126	F02712CA006	127	F02713FA006
107	F026W3HA030	106	F026W4DB030	107	F026W4GD030	126	F02712CA012	127	F02713FA012
107	F026W3HA033	106	F026W4DB033	107	F026W4GD033	126	F02712CA018	127	F02713FA018
107	F026W3HB001	106	F026W4DD001	107	F026W4HA001	126	F02712CA030	127	F02713FA030
107	F026W3HB006	106	F026W4DD006	107	F026W4HA006	126	F02712CA033	127	F02713FA033
107	F026W3HB012	106	F026W4DD012	107	F026W4HA012	126	F02712DA001	127	F02713GA001
107	F026W3HB018	106	F026W4DD018	107	F026W4HA018	126	F02712DA006	127	F02713GA006
107	F026W3HB030	106	F026W4DD030	107	F026W4HA030	126	F02712DA012	127	F02713GA012
107	F026W3HB033	106	F026W4DD033	107	F026W4HA033	126	F02712DA018	127	F02713GA018
107	F026W3HD001	106	F026W4EA001	107	F026W4HB001	126	F02712DA030	127	F02713GA030
107	F026W3HD006	106	F026W4EA006	107	F026W4HB006	126	F02712DA033	127	F02713GA033
107	F026W3HD012	106	F026W4EA012	107	F026W4HB012	126	F02712EA001	127	F02713HA001
107	F026W3HD018	106	F026W4EA018	107	F026W4HB018	126	F02712EA006	127	F02713HA006
107	F026W3HD030	106	F026W4EA030	107	F026W4HB030	126	F02712EA012	127	F02713HA012
107	F026W3HD033	106	F026W4EA033	107	F026W4HB033	126	F02712EA018	127	F02713HA018
105	F026W4BA001	106	F026W4EB001	107	F026W4HD001	126	F02712EA030	127	F02713HA030
105	F026W4BA006	106	F026W4EB006	107	F026W4HD006	126	F02712EA033	127	F02713HA033
105	F026W4BA012	106	F026W4EB012	107	F026W4HD012	127	F02712FA001	126	F02714BA001
105	F026W4BA018	106	F026W4EB018	107	F026W4HD018	127	F02712FA006	126	F02714BA006
105	F026W4BA030	106	F026W4EB030	107	F026W4HD030	127	F02712FA012	126	F02714BA012
105	F026W4BA033	106	F026W4EB033	107	F026W4HD033	127	F02712FA018	126	F02714BA018
105	F026W4BB001	106	F026W4ED001	34	F026Z010000	127	F02712FA030	126	F02714BA030
105	F026W4BB006	106	F026W4ED006	64	F026Z020001	127	F02712FA033	126	F02714BA033
105	F026W4BB012	106	F026W4ED012	64	F026Z020006	127	F02712GA001	126	F02714CA001
105	F026W4BB018	106	F026W4ED018	64	F026Z020012	127	F02712GA006	126	F02714CA006
105	F026W4BB030	106	F026W4ED030	64	F026Z020018	127	F02712GA012	126	F02714CA012
105	F026W4BB033	106	F026W4ED033	64	F026Z020030	127	F02712GA018	126	F02714CA018
105	F026W4BD001	106	F026W4FA001	64	F026Z020033	127	F02712GA030	126	F02714CA030
105	F026W4BD006	106	F026W4FA006	64	F026Z030001	127	F02712GA033	126	F02714CA033
105	F026W4BD012	106	F026W4FA012	64	F026Z030006	127	F02712HA001	126	F02714DA001
105	F026W4BD018	106	F026W4FA018	64	F026Z030012	127	F02712HA006	126	F02714DA006
105	F026W4BD030	106	F026W4FA030	64	F026Z030018	127	F02712HA012	126	F02714DA012
105	F026W4BD033	106	F026W4FA033	64	F026Z030030	127	F02712HA018	126	F02714DA018
105	F026W4CA001	106	F026W4FB001	64	F026Z030033	127	F02712HA030	126	F02714DA030
105	F026W4CA006	106	F026W4FB006	57	F026Z050001	127	F02712HA033	126	F02714DA033
105	F026W4CA012	106	F026W4FB012	57	F026Z050006	126	F02713BA001	126	F02714EA001
105	F026W4CA018	106	F026W4FB018	57	F026Z050012	126	F02713BA006	126	F02714EA006
105	F026W4CA030	106	F026W4FB030	57	F026Z050018	126	F02713BA012	126	F02714EA012
105	F026W4CA033	106	F026W4FB033	57	F026Z050030	126	F02713BA018	126	F02714EA018
105	F026W4CB001	106	F026W4FD001	57	F026Z050033	126	F02713BA030	126	F02714EA030
105	F026W4CB006	106	F026W4FD006	37	F026Z060000	126	F02713BA033	126	F02714EA033
105	F026W4CB012	106	F026W4FD012	155	F026Z200006	126	F02713CA001	127	F02714FA001
105	F026W4CB018	106	F026W4FD018	155	F026Z200018	126	F02713CA006	127	F02714FA006
105	F026W4CB030	106	F026W4FD030	155	F026Z200033	126	F02713CA012	127	F02714FA012
105	F026W4CB033	106	F026W4FD033	155	F026Z210006	126	F02713CA018	127	F02714FA018

Page	Reference	Page	Reference	Page	Reference	Page	Reference	Page	Reference
127	F02714FA030	124	F02753BA030	124	F02754EA030	33	F027B2HA030	32	F027B4DA030
127	F02714FA033	124	F02753BA033	124	F02754EA033	33	F027B2HA033	32	F027B4DA033
127	F02714GA001	124	F02753CA001	125	F02754FA001	32	F027B3BA001	32	F027B4EA001
127	F02714GA006	124	F02753CA006	125	F02754FA006	32	F027B3BA006	32	F027B4EA006
127	F02714GA012	124	F02753CA012	125	F02754FA012	32	F027B3BA012	32	F027B4EA012
127	F02714GA018	124	F02753CA018	125	F02754FA018	32	F027B3BA018	32	F027B4EA018
127	F02714GA030	124	F02753CA030	125	F02754FA030	32	F027B3BA030	32	F027B4EA030
127	F02714GA033	124	F02753CA033	125	F02754FA033	32	F027B3BA033	32	F027B4EA033
127	F02714HA001	124	F02753DA001	125	F02754GA001	32	F027B3CA001	33	F027B4FA001
127	F02714HA006	124	F02753DA006	125	F02754GA006	32	F027B3CA006	33	F027B4FA006
127	F02714HA012	124	F02753DA012	125	F02754GA012	32	F027B3CA012	33	F027B4FA012
127	F02714HA018	124	F02753DA018	125	F02754GA018	32	F027B3CA018	33	F027B4FA018
127	F02714HA030	124	F02753DA030	125	F02754GA030	32	F027B3CA030	33	F027B4FA030
127	F02714HA033	124	F02753DA033	125	F02754GA033	32	F027B3CA033	33	F027B4FA033
124	F02752BA001	124	F02753EA001	125	F02754HA001	32	F027B3DA001	33	F027B4GA001
124	F02752BA006	124	F02753EA006	125	F02754HA006	32	F027B3DA006	33	F027B4GA006
124	F02752BA012	124	F02753EA012	125	F02754HA012	32	F027B3DA012	33	F027B4GA012
124	F02752BA018	124	F02753EA018	125	F02754HA018	32	F027B3DA018	33	F027B4GA018
124	F02752BA030	124	F02753EA030	125	F02754HA030	32	F027B3DA030	33	F027B4GA030
124	F02752BA033	124	F02753EA033	125	F02754HA033	32	F027B3DA033	33	F027B4GA033
124	F02752CA001	125	F02753FA001	32	F027B2BA001	32	F027B3EA001	33	F027B4HA001
124	F02752CA006	125	F02753FA006	32	F027B2BA006	32	F027B3EA006	33	F027B4HA006
124	F02752CA012	125	F02753FA012	32	F027B2BA012	32	F027B3EA012	33	F027B4HA012
124	F02752CA018	125	F02753FA018	32	F027B2BA018	32	F027B3EA018	33	F027B4HA018
124	F02752CA030	125	F02753FA030	32	F027B2BA030	32	F027B3EA030	33	F027B4HA030
124	F02752CA033	125	F02753FA033	32	F027B2BA033	32	F027B3EA033	33	F027B4HA033
124	F02752DA001	125	F02753GA001	32	F027B2CA001	33	F027B3FA001	30	F027D2BA001
124	F02752DA006	125	F02753GA006	32	F027B2CA006	33	F027B3FA006	30	F027D2BA006
124	F02752DA012	125	F02753GA012	32	F027B2CA012	33	F027B3FA012	30	F027D2BA012
124	F02752DA018	125	F02753GA018	32	F027B2CA018	33	F027B3FA018	30	F027D2BA018
124	F02752DA030	125	F02753GA030	32	F027B2CA030	33	F027B3FA030	30	F027D2BA030
124	F02752DA033	125	F02753GA033	32	F027B2CA033	33	F027B3FA033	30	F027D2BA033
124	F02752EA001	125	F02753HA001	32	F027B2DA001	33	F027B3GA001	30	F027D2CA001
124	F02752EA006	125	F02753HA006	32	F027B2DA006	33	F027B3GA006	30	F027D2CA006
124	F02752EA012	125	F02753HA012	32	F027B2DA012	33	F027B3GA012	30	F027D2CA012
124	F02752EA018	125	F02753HA018	32	F027B2DA018	33	F027B3GA018	30	F027D2CA018
124	F02752EA030	125	F02753HA030	32	F027B2DA030	33	F027B3GA030	30	F027D2CA030
124	F02752EA033	125	F02753HA033	32	F027B2DA033	33	F027B3GA033	30	F027D2CA033
125	F02752FA001	124	F02754BA001	32	F027B2EA001	33	F027B3HA001	30	F027D2DA001
125	F02752FA006	124	F02754BA006	32	F027B2EA006	33	F027B3HA006	30	F027D2DA006
125	F02752FA012	124	F02754BA012	32	F027B2EA012	33	F027B3HA012	30	F027D2DA012
125	F02752FA018	124	F02754BA018	32	F027B2EA018	33	F027B3HA018	30	F027D2DA018
125	F02752FA030	124	F02754BA030	32	F027B2EA030	33	F027B3HA030	30	F027D2DA030
125	F02752FA033	124	F02754BA033	32	F027B2EA033	33	F027B3HA033	30	F027D2DA033
125	F02752GA001	124	F02754CA001	33	F027B2FA001	32	F027B4BA001	30	F027D2EA001
125	F02752GA006	124	F02754CA006	33	F027B2FA006	32	F027B4BA006	30	F027D2EA006
125	F02752GA012	124	F02754CA012	33	F027B2FA012	32	F027B4BA012	30	F027D2EA012
125	F02752GA018	124	F02754CA018	33	F027B2FA018	32	F027B4BA018	30	F027D2EA018
125	F02752GA030	124	F02754CA030	33	F027B2FA030	32	F027B4BA030	30	F027D2EA030
125	F02752GA033	124	F02754CA033	33	F027B2FA033	32	F027B4BA033	30	F027D2EA033
125	F02752HA001	124	F02754DA001	33	F027B2GA001	32	F027B4CA001	31	F027D2FA001
125	F02752HA006	124	F02754DA006	33	F027B2GA006	32	F027B4CA006	31	F027D2FA006
125	F02752HA012	124	F02754DA012	33	F027B2GA012	32	F027B4CA012	31	F027D2FA012
125	F02752HA018	124	F02754DA018	33	F027B2GA018	32	F027B4CA018	31	F027D2FA018
125	F02752HA030	124	F02754DA030	33	F027B2GA030	32	F027B4CA030	31	F027D2FA030
125	F02752HA033	124	F02754DA033	33	F027B2GA033	32	F027B4CA033	31	F027D2FA033
124	F02753BA001	124	F02754EA001	33	F027B2HA001	32	F027B4DA001	31	F027D2GA001
124	F02753BA006	124	F02754EA006	33	F027B2HA006	32	F027B4DA006	31	F027D2GA006
124	F02753BA012	124	F02754EA012	33	F027B2HA012	32	F027B4DA012	31	F027D2GA012
124	F02753BA018	124	F02754EA018	33	F027B2HA018	32	F027B4DA018	31	F027D2GA018

Page	Reference	Page	Reference	Page	Reference	Page	Reference	Page	Reference
31	F027D2GA030	30	F027D4CA030	63	F027G2FA030	62	F027G4BA030	60	F027L2EA030
31	F027D2GA033	30	F027D4CA033	63	F027G2FA033	62	F027G4BA033	60	F027L2EA033
31	F027D2HA001	30	F027D4DA001	63	F027G2GA001	62	F027G4CA001	61	F027L2FA001
31	F027D2HA006	30	F027D4DA006	63	F027G2GA006	62	F027G4CA006	61	F027L2FA006
31	F027D2HA012	30	F027D4DA012	63	F027G2GA012	62	F027G4CA012	61	F027L2FA012
31	F027D2HA018	30	F027D4DA018	63	F027G2GA018	62	F027G4CA018	61	F027L2FA018
31	F027D2HA030	30	F027D4DA030	63	F027G2GA030	62	F027G4CA030	61	F027L2FA030
31	F027D2HA033	30	F027D4DA033	63	F027G2GA033	62	F027G4CA033	61	F027L2FA033
30	F027D3BA001	30	F027D4EA001	63	F027G2HA001	62	F027G4DA001	61	F027L2GA001
30	F027D3BA006	30	F027D4EA006	63	F027G2HA006	62	F027G4DA006	61	F027L2GA006
30	F027D3BA012	30	F027D4EA012	63	F027G2HA012	62	F027G4DA012	61	F027L2GA012
30	F027D3BA018	30	F027D4EA018	63	F027G2HA018	62	F027G4DA018	61	F027L2GA018
30	F027D3BA030	30	F027D4EA030	63	F027G2HA030	62	F027G4DA030	61	F027L2GA030
30	F027D3BA033	30	F027D4EA033	63	F027G2HA033	62	F027G4DA033	61	F027L2GA033
30	F027D3CA001	31	F027D4FA001	62	F027G3BA001	62	F027G4EA001	61	F027L2HA001
30	F027D3CA006	31	F027D4FA006	62	F027G3BA006	62	F027G4EA006	61	F027L2HA006
30	F027D3CA012	31	F027D4FA012	62	F027G3BA012	62	F027G4EA012	61	F027L2HA012
30	F027D3CA018	31	F027D4FA018	62	F027G3BA018	62	F027G4EA018	61	F027L2HA018
30	F027D3CA030	31	F027D4FA030	62	F027G3BA030	62	F027G4EA030	61	F027L2HA030
30	F027D3CA033	31	F027D4FA033	62	F027G3BA033	62	F027G4EA033	61	F027L2HA033
30	F027D3DA001	31	F027D4GA001	62	F027G3CA001	63	F027G4FA001	60	F027L3BA001
30	F027D3DA006	31	F027D4GA006	62	F027G3CA006	63	F027G4FA006	60	F027L3BA006
30	F027D3DA012	31	F027D4GA012	62	F027G3CA012	63	F027G4FA012	60	F027L3BA012
30	F027D3DA018	31	F027D4GA018	62	F027G3CA018	63	F027G4FA018	60	F027L3BA018
30	F027D3DA030	31	F027D4GA030	62	F027G3CA030	63	F027G4FA030	60	F027L3BA030
30	F027D3DA033	31	F027D4GA033	62	F027G3CA033	63	F027G4FA033	60	F027L3BA033
30	F027D3EA001	31	F027D4HA001	62	F027G3DA001	63	F027G4GA001	60	F027L3CA001
30	F027D3EA006	31	F027D4HA006	62	F027G3DA006	63	F027G4GA006	60	F027L3CA006
30	F027D3EA012	31	F027D4HA012	62	F027G3DA012	63	F027G4GA012	60	F027L3CA012
30	F027D3EA018	31	F027D4HA018	62	F027G3DA018	63	F027G4GA018	60	F027L3CA018
30	F027D3EA030	31	F027D4HA030	62	F027G3DA030	63	F027G4GA030	60	F027L3CA030
30	F027D3EA033	31	F027D4HA033	62	F027G3DA033	63	F027G4GA033	60	F027L3CA033
31	F027D3FA001	62	F027G2BA001	62	F027G3EA001	63	F027G4HA001	60	F027L3DA001
31	F027D3FA006	62	F027G2BA006	62	F027G3EA006	63	F027G4HA006	60	F027L3DA006
31	F027D3FA012	62	F027G2BA012	62	F027G3EA012	63	F027G4HA012	60	F027L3DA012
31	F027D3FA018	62	F027G2BA018	62	F027G3EA018	63	F027G4HA018	60	F027L3DA018
31	F027D3FA030	62	F027G2BA030	62	F027G3EA030	63	F027G4HA030	60	F027L3DA030
31	F027D3FA033	62	F027G2BA033	62	F027G3EA033	63	F027G4HA033	60	F027L3DA033
31	F027D3GA001	62	F027G2CA001	63	F027G3FA001	60	F027L2BA001	60	F027L3EA001
31	F027D3GA006	62	F027G2CA006	63	F027G3FA006	60	F027L2BA006	60	F027L3EA006
31	F027D3GA012	62	F027G2CA012	63	F027G3FA012	60	F027L2BA012	60	F027L3EA012
31	F027D3GA018	62	F027G2CA018	63	F027G3FA018	60	F027L2BA018	60	F027L3EA018
31	F027D3GA030	62	F027G2CA030	63	F027G3FA030	60	F027L2BA030	60	F027L3EA030
31	F027D3GA033	62	F027G2CA033	63	F027G3FA033	60	F027L2BA033	60	F027L3EA033
31	F027D3HA001	62	F027G2DA001	63	F027G3GA001	60	F027L2CA001	61	F027L3FA001
31	F027D3HA006	62	F027G2DA006	63	F027G3GA006	60	F027L2CA006	61	F027L3FA006
31	F027D3HA012	62	F027G2DA012	63	F027G3GA012	60	F027L2CA012	61	F027L3FA012
31	F027D3HA018	62	F027G2DA018	63	F027G3GA018	60	F027L2CA018	61	F027L3FA018
31	F027D3HA030	62	F027G2DA030	63	F027G3GA030	60	F027L2CA030	61	F027L3FA030
31	F027D3HA033	62	F027G2DA033	63	F027G3GA033	60	F027L2CA033	61	F027L3FA033
30	F027D4BA001	62	F027G2EA001	63	F027G3HA001	60	F027L2DA001	61	F027L3GA001
30	F027D4BA006	62	F027G2EA006	63	F027G3HA006	60	F027L2DA006	61	F027L3GA006
30	F027D4BA012	62	F027G2EA012	63	F027G3HA012	60	F027L2DA012	61	F027L3GA012
30	F027D4BA018	62	F027G2EA018	63	F027G3HA018	60	F027L2DA018	61	F027L3GA018
30	F027D4BA030	62	F027G2EA030	63	F027G3HA030	60	F027L2DA030	61	F027L3GA030
30	F027D4BA033	62	F027G2EA033	63	F027G3HA033	60	F027L2DA033	61	F027L3GA033
30	F027D4CA001	63	F027G2FA001	62	F027G4BA001	60	F027L2EA001	61	F027L3HA001
30	F027D4CA006	63	F027G2FA006	62	F027G4BA006	60	F027L2EA006	61	F027L3HA006
30	F027D4CA012	63	F027G2FA012	62	F027G4BA012	60	F027L2EA012	61	F027L3HA012
30	F027D4CA018	63	F027G2FA018	62	F027G4BA018	60	F027L2EA018	61	F027L3HA018

Page	Reference	Page	Reference	Page	Reference	Page	Reference	Page	Reference
61	F027L3HA030	47	F029Z023000	233	F030A23D001	233	F030A33B030	233	F030A43B006
61	F027L3HA033	47	F029Z024000	233	F030A23D006	233	F030A33B033	233	F030A43B012
60	F027L4BA001	47	F029Z025000	233	F030A23D012	233	F030A33D000	233	F030A43B018
60	F027L4BA006	232	F030A21A000	233	F030A23D018	233	F030A33D001	233	F030A43B030
60	F027L4BA012	232	F030A21A001	233	F030A23D030	233	F030A33D006	233	F030A43B033
60	F027L4BA018	232	F030A21A006	233	F030A23D033	233	F030A33D012	233	F030A43D000
60	F027L4BA030	232	F030A21A012	232	F030A31A000	233	F030A33D018	233	F030A43D001
60	F027L4BA033	232	F030A21A018	232	F030A31A001	233	F030A33D030	233	F030A43D006
60	F027L4CA001	232	F030A21A030	232	F030A31A006	233	F030A33D033	233	F030A43D012
60	F027L4CA006	232	F030A21A033	232	F030A31A012	232	F030A41A000	233	F030A43D018
60	F027L4CA012	232	F030A21B000	232	F030A31A018	232	F030A41A001	233	F030A43D030
60	F027L4CA018	232	F030A21B001	232	F030A31A030	232	F030A41A006	233	F030A43D033
60	F027L4CA030	232	F030A21B006	232	F030A31A033	232	F030A41A012	236	F030B21A000
60	F027L4CA033	232	F030A21B012	232	F030A31B000	232	F030A41A018	236	F030B21A001
60	F027L4DA001	232	F030A21B018	232	F030A31B001	232	F030A41A030	236	F030B21A006
60	F027L4DA006	232	F030A21B030	232	F030A31B006	232	F030A41A033	236	F030B21A012
60	F027L4DA012	232	F030A21B033	232	F030A31B012	232	F030A41B000	236	F030B21A018
60	F027L4DA018	232	F030A21D000	232	F030A31B018	232	F030A41B001	236	F030B21A030
60	F027L4DA030	232	F030A21D001	232	F030A31B030	232	F030A41B006	236	F030B21A033
60	F027L4DA033	232	F030A21D006	232	F030A31B033	232	F030A41B012	236	F030B21B000
60	F027L4EA001	232	F030A21D012	232	F030A31D000	232	F030A41B018	236	F030B21B001
60	F027L4EA006	232	F030A21D018	232	F030A31D001	232	F030A41B030	236	F030B21B006
60	F027L4EA012	232	F030A21D030	232	F030A31D006	232	F030A41B033	236	F030B21B012
60	F027L4EA018	232	F030A21D033	232	F030A31D012	232	F030A41D000	236	F030B21B018
60	F027L4EA030	232	F030A22A000	232	F030A31D018	232	F030A41D001	236	F030B21B030
60	F027L4EA033	232	F030A22A001	232	F030A31D030	232	F030A41D006	236	F030B21B033
61	F027L4FA001	232	F030A22A006	232	F030A31D033	232	F030A41D012	236	F030B21D000
61	F027L4FA006	232	F030A22A012	232	F030A32A000	232	F030A41D018	236	F030B21D001
61	F027L4FA012	232	F030A22A018	232	F030A32A001	232	F030A41D030	236	F030B21D006
61	F027L4FA018	232	F030A22A030	232	F030A32A006	232	F030A41D033	236	F030B21D012
61	F027L4FA030	232	F030A22A033	232	F030A32A012	232	F030A42A000	236	F030B21D018
61	F027L4FA033	232	F030A22B000	232	F030A32A018	232	F030A42A001	236	F030B21D030
61	F027L4GA001	232	F030A22B001	232	F030A32A030	232	F030A42A006	236	F030B21D033
61	F027L4GA006	232	F030A22B006	232	F030A32A033	232	F030A42A012	236	F030B22A000
61	F027L4GA012	232	F030A22B012	232	F030A32B000	232	F030A42A018	236	F030B22A001
61	F027L4GA018	232	F030A22B018	232	F030A32B001	232	F030A42A030	236	F030B22A006
61	F027L4GA030	232	F030A22B030	232	F030A32B006	232	F030A42A033	236	F030B22A012
61	F027L4GA033	232	F030A22B033	232	F030A32B012	232	F030A42B000	236	F030B22A018
61	F027L4HA001	232	F030A22D000	232	F030A32B018	232	F030A42B001	236	F030B22A030
61	F027L4HA006	232	F030A22D001	232	F030A32B030	232	F030A42B006	236	F030B22A033
61	F027L4HA012	232	F030A22D006	232	F030A32B033	232	F030A42B012	236	F030B22B000
61	F027L4HA018	232	F030A22D012	232	F030A32D000	232	F030A42B018	236	F030B22B001
61	F027L4HA030	232	F030A22D018	232	F030A32D001	232	F030A42B030	236	F030B22B006
61	F027L4HA033	232	F030A22D030	232	F030A32D006	232	F030A42B033	236	F030B22B012
35	F027Z050001	232	F030A22D033	232	F030A32D012	232	F030A42D000	236	F030B22B018
35	F027Z050006	233	F030A23A000	232	F030A32D018	232	F030A42D001	236	F030B22B030
35	F027Z050012	233	F030A23A001	232	F030A32D030	232	F030A42D006	236	F030B22B033
35	F027Z050018	233	F030A23A006	232	F030A32D033	232	F030A42D012	236	F030B22D000
35	F027Z050030	233	F030A23A012	233	F030A33A000	232	F030A42D018	236	F030B22D001
35	F027Z050033	233	F030A23A018	233	F030A33A001	232	F030A42D030	236	F030B22D006
34	F027Z060000	233	F030A23A030	233	F030A33A006	232	F030A42D033	236	F030B22D012
34	F029Z010000	233	F030A23A033	233	F030A33A012	233	F030A43A000	236	F030B22D018
34	F029Z011000	233	F030A23B000	233	F030A33A018	233	F030A43A001	236	F030B22D030
34	F029Z012000	233	F030A23B001	233	F030A33A030	233	F030A43A006	236	F030B22D033
34	F029Z013000	233	F030A23B006	233	F030A33A033	233	F030A43A012	237	F030B23A000
34	F029Z014000	233	F030A23B012	233	F030A33B000	233	F030A43A018	237	F030B23A001
34	F029Z015000	233	F030A23B018	233	F030A33B001	233	F030A43A030	237	F030B23A006
47	F029Z020000	233	F030A23B030	233	F030A33B006	233	F030A43A033	237	F030B23A012
47	F029Z021000	233	F030A23B033	233	F030A33B012	233	F030A43B000	237	F030B23A018
47	F029Z022000	233	F030A23D000	233	F030A33B018	233	F030A43B001	237	F030B23A030

Page	Reference	Page	Reference	Page	Reference	Page	Reference	Page	Reference
234	F030C42B030	238	F030D22B006	238	F030D32A033	238	F030D42A012	432	F1110033-310.A
234	F030C42B033	238	F030D22B012	238	F030D32B000	238	F030D42A018	432	F1110033.A
234	F030C42D000	238	F030D22B018	238	F030D32B001	238	F030D42A030	432	F1111001-300.A
234	F030C42D001	238	F030D22B030	238	F030D32B006	238	F030D42A033	432	F1111001-310.A
234	F030C42D006	238	F030D22B033	238	F030D32B012	238	F030D42B000	432	F1111001.A
234	F030C42D012	238	F030D22D000	238	F030D32B018	238	F030D42B001	432	F1111006-300.A
234	F030C42D018	238	F030D22D001	238	F030D32B030	238	F030D42B006	432	F1111006-310.A
234	F030C42D030	238	F030D22D006	238	F030D32B033	238	F030D42B012	432	F1111006.A
234	F030C42D033	238	F030D22D012	238	F030D32D000	238	F030D42B018	432	F1111012-300.A
235	F030C43A000	238	F030D22D018	238	F030D32D001	238	F030D42B030	432	F1111012-310.A
235	F030C43A001	238	F030D22D030	238	F030D32D006	238	F030D42B033	432	F1111012.A
235	F030C43A006	238	F030D22D033	238	F030D32D012	238	F030D42D000	432	F1111018-300.A
235	F030C43A012	239	F030D23A000	238	F030D32D018	238	F030D42D001	432	F1111018-310.A
235	F030C43A018	239	F030D23A001	238	F030D32D030	238	F030D42D006	432	F1111018.A
235	F030C43A030	239	F030D23A006	238	F030D32D033	238	F030D42D012	432	F1111030-300.A
235	F030C43A033	239	F030D23A012	239	F030D33A000	238	F030D42D018	432	F1111030-310.A
235	F030C43B000	239	F030D23A018	239	F030D33A001	238	F030D42D030	432	F1111030.A
235	F030C43B001	239	F030D23A030	239	F030D33A006	238	F030D42D033	432	F1111033-300.A
235	F030C43B006	239	F030D23A033	239	F030D33A012	239	F030D43A000	432	F1111033-310.A
235	F030C43B012	239	F030D23B000	239	F030D33A018	239	F030D43A001	432	F1111033.A
235	F030C43B018	239	F030D23B001	239	F030D33A030	239	F030D43A006	432	F1112001-300.A
235	F030C43B030	239	F030D23B006	239	F030D33A033	239	F030D43A012	432	F1112001-310.A
235	F030C43B033	239	F030D23B012	239	F030D33B000	239	F030D43A018	432	F1112001.A
235	F030C43D000	239	F030D23B018	239	F030D33B001	239	F030D43A030	432	F1112006-300.A
235	F030C43D001	239	F030D23B030	239	F030D33B006	239	F030D43A033	432	F1112006-310.A
235	F030C43D006	239	F030D23B033	239	F030D33B012	239	F030D43B000	432	F1112006.A
235	F030C43D012	239	F030D23D000	239	F030D33B018	239	F030D43B001	432	F1112012-300.A
235	F030C43D018	239	F030D23D001	239	F030D33B030	239	F030D43B006	432	F1112012-310.A
235	F030C43D030	239	F030D23D006	239	F030D33B033	239	F030D43B012	432	F1112012.A
235	F030C43D033	239	F030D23D012	239	F030D33D000	239	F030D43B018	432	F1112018-300.A
238	F030D21A000	239	F030D23D018	239	F030D33D001	239	F030D43B030	432	F1112018-310.A
238	F030D21A001	239	F030D23D030	239	F030D33D006	239	F030D43B033	432	F1112018.A
238	F030D21A006	239	F030D23D033	239	F030D33D012	239	F030D43D000	432	F1112030-300.A
238	F030D21A012	238	F030D31A000	239	F030D33D018	239	F030D43D001	432	F1112030-310.A
238	F030D21A018	238	F030D31A001	239	F030D33D030	239	F030D43D006	432	F1112030.A
238	F030D21A030	238	F030D31A006	239	F030D33D033	239	F030D43D012	432	F1112033-300.A
238	F030D21A033	238	F030D31A012	238	F030D41A000	239	F030D43D018	432	F1112033-310.A
238	F030D21B000	238	F030D31A018	238	F030D41A001	239	F030D43D030	432	F1112033.A
238	F030D21B001	238	F030D31A030	238	F030D41A006	239	F030D43D033	432	F1113001-300.A
238	F030D21B006	238	F030D31A033	238	F030D41A012	237	F030Z010000	432	F1113001-310.A
238	F030D21B012	238	F030D31B000	238	F030D41A018	239	F030Z020000	432	F1113001.A
238	F030D21B018	238	F030D31B001	238	F030D41A030	204	F038AAAA0ZZ	432	F1113006-300.A
238	F030D21B030	238	F030D31B006	238	F030D41A033	204	F038AABA0ZZ	432	F1113006-310.A
238	F030D21B033	238	F030D31B012	238	F030D41B000	204	F038ACA0ZZ	432	F1113006.A
238	F030D21D000	238	F030D31B018	238	F030D41B001	432	F1110001-300.A	432	F1113012-300.A
238	F030D21D001	238	F030D31B030	238	F030D41B006	432	F1110001-310.A	432	F1113012-310.A
238	F030D21D006	238	F030D31B033	238	F030D41B012	432	F1110001.A	432	F1113012.A
238	F030D21D012	238	F030D31D000	238	F030D41B018	432	F1110006-300.A	432	F1113018-300.A
238	F030D21D018	238	F030D31D001	238	F030D41B030	432	F1110006-310.A	432	F1113018-310.A
238	F030D21D030	238	F030D31D006	238	F030D41B033	432	F1110006.A	432	F1113018.A
238	F030D21D033	238	F030D31D012	238	F030D41D000	432	F1110012-300.A	432	F1113030-300.A
238	F030D22A000	238	F030D31D018	238	F030D41D001	432	F1110012-310.A	432	F1113030-310.A
238	F030D22A001	238	F030D31D030	238	F030D41D006	432	F1110012.A	432	F1113030.A
238	F030D22A006	238	F030D31D033	238	F030D41D012	432	F1110018-300.A	432	F1113033-300.A
238	F030D22A012	238	F030D32A000	238	F030D41D018	432	F1110018-310.A	432	F1113033-310.A
238	F030D22A018	238	F030D32A001	238	F030D41D030	432	F1110018.A	432	F1113033.A
238	F030D22A030	238	F030D32A006	238	F030D41D033	432	F1110030-300.A	432	F1114001-300.A
238	F030D22A033	238	F030D32A012	238	F030D42A000	432	F1110030-310.A	432	F1114001-310.A
238	F030D22B000	238	F030D32A018	238	F030D42A001	432	F1110030.A	432	F1114001.A
238	F030D22B001	238	F030D32A030	238	F030D42A006	432	F1110033-300.A	432	F1114006-300.A

Page	Reference	Page	Reference	Page	Reference	Page	Reference	Page	Reference
432	F1114006-310.A	433	F1117018-310.A	433	F1120033-310.A	434	F1142006-300.B	434	F1145018-300.A
432	F1114006.A	433	F1117018.A	433	F1120033.A	434	F1142006-310.A	434	F1145018-310
432	F1114012-300.A	433	F1117030-300.A	433	F1121001-300.A	434	F1142012	434	F1145030
432	F1114012-310.A	433	F1117030-310.A	433	F1121001-310.A	434	F1142012-300.B	434	F1145030-300.A
432	F1114012.A	433	F1117030.A	433	F1121001.A	434	F1142012-310.A	434	F1145030-310
432	F1114018-300.A	433	F1117033-300.A	433	F1121006-300.A	434	F1142018	434	F1145033
432	F1114018-310.A	433	F1117033-310.A	433	F1121006-310.A	434	F1142018-300.B	434	F1145033-300.A
432	F1114018.A	433	F1117033.A	433	F1121006.A	434	F1142018-310.A	434	F1145033-310
432	F1114030-300.A	433	F1118001-300.A	433	F1121012-300.A	434	F1142030	435	F1146001
432	F1114030-310.A	433	F1118001-310.A	433	F1121012-310.A	434	F1142030-300.B	435	F1146001-300.B
432	F1114030.A	433	F1118001.A	433	F1121012.A	434	F1142030-310.A	435	F1146001-310.A
432	F1114033-300.A	433	F1118006-300.A	433	F1121018-300.A	434	F1142033	435	F1146006
432	F1114033-310.A	433	F1118006-310.A	433	F1121018-310.A	434	F1142033-300.B	435	F1146006-300.B
432	F1114033.A	433	F1118006.A	433	F1121018.A	434	F1142033-310.A	435	F1146006-310.A
432	F1115001-300.A	433	F1118012-300.A	433	F1121030-300.A	434	F1143001	435	F1146012
432	F1115001-310.A	433	F1118012-310.A	433	F1121030-310.A	434	F1143001-300.B	435	F1146012-300.B
432	F1115001.A	433	F1118012.A	433	F1121030.A	434	F1143001-310.A	435	F1146012-310.A
432	F1115006-300.A	433	F1118018-300.A	433	F1121033-300.A	434	F1143006	435	F1146018
432	F1115006-310.A	433	F1118018-310.A	433	F1121033-310.A	434	F1143006-300.B	435	F1146018-300.B
432	F1115006.A	433	F1118018.A	433	F1121033.A	434	F1143006-310.A	435	F1146018-310.A
432	F1115012-300.A	433	F1118030-300.A	434	F1140001	434	F1143012	435	F1146030
432	F1115012-310.A	433	F1118030-310.A	434	F1140001-300.B	434	F1143012-300.B	435	F1146030-300.B
432	F1115012.A	433	F1118030.A	434	F1140001-310.A	434	F1143012-310.A	435	F1146030-310.A
432	F1115018-300.A	433	F1118033-300.A	434	F1140006	434	F1143018	435	F1146033
432	F1115018-310.A	433	F1118033-310.A	434	F1140006-300.B	434	F1143018-300.B	435	F1146033-300.B
432	F1115018.A	433	F1118033.A	434	F1140006-310.A	434	F1143018-310.A	435	F1146033-310.A
432	F1115030-300.A	433	F1119001-300.A	434	F1140012	434	F1143030	435	F1147001
432	F1115030-310.A	433	F1119001-310.A	434	F1140012-300.B	434	F1143030-300.B	435	F1147001-300.B
432	F1115030.A	433	F1119001.A	434	F1140012-310.A	434	F1143030-310.A	435	F1147001-310.A
432	F1115033-300.A	433	F1119006-300.A	434	F1140018	434	F1143033	435	F1147006
432	F1115033-310.A	433	F1119006-310.A	434	F1140018-300.B	434	F1143033-300.B	435	F1147006-300.B
432	F1115033.A	433	F1119006.A	434	F1140018-310.A	434	F1143033-310.A	435	F1147006-310.A
433	F1116001-300.A	433	F1119012-300.A	434	F1140030	434	F1144001	435	F1147012
433	F1116001-310.A	433	F1119012-310.A	434	F1140030-300.B	434	F1144001-300.B	435	F1147012-300.B
433	F1116001.A	433	F1119012.A	434	F1140030-310.A	434	F1144001-310.A	435	F1147012-310.A
433	F1116006-300.A	433	F1119018-300.A	434	F1140033	434	F1144006	435	F1147018
433	F1116006-310.A	433	F1119018-310.A	434	F1140033-300.B	434	F1144006-300.B	435	F1147018-300.B
433	F1116006.A	433	F1119018.A	434	F1140033-310.A	434	F1144006-310.A	435	F1147018-310.A
433	F1116012-300.A	433	F1119030-300.A	434	F1141001	434	F1144012	435	F1147030
433	F1116012-310.A	433	F1119030-310.A	434	F1141001-300.B	434	F1144012-300.B	435	F1147030-300.B
433	F1116012.A	433	F1119030.A	434	F1141001-310.A	434	F1144012-310.A	435	F1147030-310.A
433	F1116018-300.A	433	F1119033-300.A	434	F1141006	434	F1144018	435	F1147033
433	F1116018-310.A	433	F1119033-310.A	434	F1141006-300.B	434	F1144018-300.B	435	F1147033-300.B
433	F1116018.A	433	F1119033.A	434	F1141006-310.A	434	F1144018-310.A	435	F1147033-310.A
433	F1116030-300.A	433	F1120001-300.A	434	F1141012	434	F1144030	435	F1148001
433	F1116030-310.A	433	F1120001-310.A	434	F1141012-300.B	434	F1144030-300.B	435	F1148001-300.B
433	F1116030.A	433	F1120001.A	434	F1141012-310.A	434	F1144030-310.A	435	F1148001-310.A
433	F1116033-300.A	433	F1120006-300.A	434	F1141018	434	F1144033	435	F1148006
433	F1116033-310.A	433	F1120006-310.A	434	F1141018-300.B	434	F1144033-300.B	435	F1148006-300.B
433	F1116033.A	433	F1120006.A	434	F1141018-310.A	434	F1144033-310.A	435	F1148006-310.A
433	F1117001-300.A	433	F1120012-300.A	434	F1141030	434	F1145001	435	F1148012
433	F1117001-310.A	433	F1120012-310.A	434	F1141030-300.B	434	F1145001-300.A	435	F1148012-300.B
433	F1117001.A	433	F1120012.A	434	F1141030-310.A	434	F1145001-310	435	F1148012-310.A
433	F1117006-300.A	433	F1120018-300.A	434	F1141033	434	F1145006	435	F1148018
433	F1117006-310.A	433	F1120018-310.A	434	F1141033-300.B	434	F1145006-300.A	435	F1148018-300.B
433	F1117006.A	433	F1120018.A	434	F1141033-310.A	434	F1145006-310	435	F1148018-310.A
433	F1117012-300.A	433	F1120030-300.A	434	F1142001	434	F1145012	435	F1148030
433	F1117012-310.A	433	F1120030-310.A	434	F1142001-300.B	434	F1145012-300.A	435	F1148030-300.B
433	F1117012.A	433	F1120030.A	434	F1142001-310.A	434	F1145012-310	435	F1148030-310.A
433	F1117018-300.A	433	F1120033-300.A	434	F1142006	434	F1145018	435	F1148033

Page	Reference	Page	Reference	Page	Reference	Page	Reference	Page	Reference
435	F1148033-300.B	436	F1170006-300	436	F1173018-300.A	437	F1176033-300.A	437	F1180006-300.A
435	F1148033-310.A	436	F1170006-310	436	F1173018-310.A	437	F1176033-310	437	F1180006-310.A
435	F1149001	436	F1170012	436	F1173030	437	F1177001	437	F1180012
435	F1149001-300.B	436	F1170012-300	436	F1173030-300.A	437	F1177001-300.A	437	F1180012-300.A
435	F1149001-310.A	436	F1170012-310	436	F1173030-310.A	437	F1177001-310.A	437	F1180012-310.A
435	F1149006	436	F1170018	436	F1173033	437	F1177006	437	F1180018
435	F1149006-300.B	436	F1170018-300	436	F1173033-300.A	437	F1177006-300.A	437	F1180018-300.A
435	F1149006-310.A	436	F1170018-310	436	F1173033-310.A	437	F1177006-310.A	437	F1180018-310.A
435	F1149012	436	F1170030	436	F1174001	437	F1177012	437	F1180030
435	F1149012-300.B	436	F1170030-300	436	F1174001-300	437	F1177012-300.A	437	F1180030-300.A
435	F1149012-310.A	436	F1170030-310	436	F1174001-310	437	F1177012-310.A	437	F1180030-310.A
435	F1149018	436	F1170033	436	F1174006	437	F1177018	437	F1180033
435	F1149018-300.B	436	F1170033-300	436	F1174006-300	437	F1177018-300.A	437	F1180033-300.A
435	F1149018-310.A	436	F1170033-310	436	F1174006-310	437	F1177018-310.A	437	F1180033-310.A
435	F1149030	436	F1171001	436	F1174012	437	F1177030	437	F1181001
435	F1149030-300.B	436	F1171001-300.A	436	F1174012-300	437	F1177030-300.A	437	F1181001-300.A
435	F1149030-310.A	436	F1171001-310.A	436	F1174012-310	437	F1177030-310.A	437	F1181001-310.A
435	F1149033	436	F1171006	436	F1174018	437	F1177033	437	F1181006
435	F1149033-300.B	436	F1171006-300.A	436	F1174018-300	437	F1177033-300.A	437	F1181006-300.A
435	F1149033-310.A	436	F1171006-310.A	436	F1174018-310	437	F1177033-310.A	437	F1181006-310.A
435	F1150001	436	F1171012	436	F1174030	437	F1178001	437	F1181012
435	F1150001-300.B	436	F1171012-300.A	436	F1174030-300	437	F1178001-300.A	437	F1181012-300.A
435	F1150001-310.A	436	F1171012-310.A	436	F1174030-310	437	F1178001-310.A	437	F1181012-310.A
435	F1150006	436	F1171018	436	F1174033	437	F1178006	437	F1181018
435	F1150006-300.B	436	F1171018-300.A	436	F1174033-300	437	F1178006-300.A	437	F1181018-300.A
435	F1150006-310.A	436	F1171018-310.A	436	F1174033-310	437	F1178006-310.A	437	F1181018-310.A
435	F1150012	436	F1171030	436	F1175001	437	F1178012	437	F1181030
435	F1150012-300.B	436	F1171030-300.A	436	F1175001-300.A	437	F1178012-300.A	437	F1181030-300.A
435	F1150012-310.A	436	F1171030-310.A	436	F1175001-310	437	F1178012-310.A	437	F1181030-310.A
435	F1150018	436	F1171033	436	F1175006	437	F1178018	437	F1181033
435	F1150018-300.B	436	F1171033-300.A	436	F1175006-300.A	437	F1178018-300.A	437	F1181033-300.A
435	F1150018-310.A	436	F1171033-310.A	436	F1175006-310	437	F1178018-310.A	437	F1181033-310.A
435	F1150030	436	F1172001	436	F1175012	437	F1178030	640	F1203001
435	F1150030-300.B	436	F1172001-300.A	436	F1175012-300.A	437	F1178030-300.A	640	F1203006
435	F1150030-310.A	436	F1172001-310	436	F1175012-310	437	F1178030-310.A	640	F1203012
435	F1150033	436	F1172006	436	F1175018	437	F1178033	640	F1203018
435	F1150033-300.B	436	F1172006-300.A	436	F1175018-300.A	437	F1178033-300.A	640	F1203030
435	F1150033-310.A	436	F1172006-310	436	F1175018-310	437	F1178033-310.A	640	F1203033
435	F1151001	436	F1172012	436	F1175030	437	F1179001	640	F1204001
435	F1151001-300.B	436	F1172012-300.A	436	F1175030-300.A	437	F1179001-300.A	640	F1204006
435	F1151001-310.A	436	F1172012-310	436	F1175030-310	437	F1179001-310.A	640	F1204012
435	F1151006	436	F1172018	436	F1175033	437	F1179006	640	F1204018
435	F1151006-300.B	436	F1172018-300.A	436	F1175033-300.A	437	F1179006-300.A	640	F1204030
435	F1151006-310.A	436	F1172018-310	436	F1175033-310	437	F1179006-310.A	640	F1204033
435	F1151012	436	F1172030	437	F1176001	437	F1179012	333	F1207000
435	F1151012-300.B	436	F1172030-300.A	437	F1176001-300.A	437	F1179012-300.A	333	F1208000
435	F1151012-310.A	436	F1172030-310	437	F1176001-310	437	F1179012-310.A	328	F1209000
435	F1151018	436	F1172033	437	F1176006	437	F1179018	329	F1210001
435	F1151018-300.B	436	F1172033-300.A	437	F1176006-300.A	437	F1179018-300.A	329	F1210006
435	F1151018-310.A	436	F1172033-310	437	F1176006-310	437	F1179018-310.A	329	F1210012
435	F1151030	436	F1173001	437	F1176012	437	F1179030	329	F1210018
435	F1151030-300.B	436	F1173001-300.A	437	F1176012-300.A	437	F1179030-300.A	329	F1210030
435	F1151030-310.A	436	F1173001-310.A	437	F1176012-310	437	F1179030-310.A	329	F1210033
435	F1151033	436	F1173006	437	F1176018	437	F1179033	329	F1211001
435	F1151033-300.B	436	F1173006-300.A	437	F1176018-300.A	437	F1179033-300.A	329	F1211006
435	F1151033-310.A	436	F1173006-310.A	437	F1176018-310	437	F1179033-310.A	329	F1211012
436	F1170001	436	F1173012	437	F1176030	437	F1180001	329	F1211018
436	F1170001-300	436	F1173012-300.A	437	F1176030-300.A	437	F1180001-300.A	329	F1211030
436	F1170001-310	436	F1173012-310.A	437	F1176030-310	437	F1180001-310.A	329	F1211033
436	F1170006	436	F1173018	437	F1176033	437	F1180006	329	F1212001

Page	Reference	Page	Reference	Page	Reference	Page	Reference	Page	Reference
329	F1212006	330	F1231001-300	330	F1234012-300	330	F1237030-300	331	F1256006
329	F1212012	330	F1231001-310	330	F1234012-310	330	F1237030-310	331	F1256012
329	F1212018	330	F1231006	330	F1234018	330	F1237033	331	F1256018
329	F1212030	330	F1231006-300	330	F1234018-300	330	F1237033-300	331	F1256030
329	F1212033	330	F1231006-310	330	F1234018-310	330	F1237033-310	331	F1256033
329	F1213001	330	F1231012	330	F1234030	330	F1238001	331	F1257001
329	F1213006	330	F1231012-300	330	F1234030-300	330	F1238001-300	331	F1257006
329	F1213012	330	F1231012-310	330	F1234030-310	330	F1238001-310	331	F1257012
329	F1213018	330	F1231018	330	F1234033	330	F1238006	331	F1257018
329	F1213030	330	F1231018-300	330	F1234033-300	330	F1238006-300	331	F1257030
329	F1213033	330	F1231018-310	330	F1234033-310	330	F1238006-310	331	F1257033
329	F1214001	330	F1231030	330	F1235001	330	F1238012	331	F1258001
329	F1214006	330	F1231030-300	330	F1235001-300	330	F1238012-300	331	F1258006
329	F1214012	330	F1231030-310	330	F1235001-310	330	F1238012-310	331	F1258012
329	F1214018	330	F1231033	330	F1235006	330	F1238018	331	F1258018
329	F1214030	330	F1231033-300	330	F1235006-300	330	F1238018-300	331	F1258030
329	F1214033	330	F1231033-310	330	F1235006-310	330	F1238018-310	331	F1258033
329	F1215001	330	F1232001	330	F1235012	330	F1238030	332	F1270001
329	F1215006	330	F1232001-300	330	F1235012-300	330	F1238030-300	332	F1270001-300
329	F1215012	330	F1232001-310	330	F1235012-310	330	F1238030-310	332	F1270001-310
329	F1215018	330	F1232006	330	F1235018	330	F1238033	332	F1270006
329	F1215030	330	F1232006-300	330	F1235018-300	330	F1238033-300	332	F1270006-300
329	F1215033	330	F1232006-310	330	F1235018-310	330	F1238033-310	332	F1270006-310
329	F1216001	330	F1232012	330	F1235030	331	F1250001	332	F1270012
329	F1216006	330	F1232012-300	330	F1235030-300	331	F1250006	332	F1270012-300
329	F1216012	330	F1232012-310	330	F1235030-310	331	F1250012	332	F1270012-310
329	F1216018	330	F1232018	330	F1235033	331	F1250018	332	F1270018
329	F1216030	330	F1232018-300	330	F1235033-300	331	F1250030	332	F1270018-300
329	F1216033	330	F1232018-310	330	F1235033-310	331	F1250033	332	F1270018-310
329	F1217001	330	F1232030	330	F1236001	331	F1251001	332	F1270030
329	F1217006	330	F1232030-300	330	F1236001-300	331	F1251006	332	F1270030-300
329	F1217012	330	F1232030-310	330	F1236001-310	331	F1251012	332	F1270030-310
329	F1217018	330	F1232033	330	F1236006	331	F1251018	332	F1270033
329	F1217030	330	F1232033-300	330	F1236006-300	331	F1251030	332	F1270033-300
329	F1217033	330	F1232033-310	330	F1236006-310	331	F1251033	332	F1270033-310
329	F1218001	330	F1233001	330	F1236012	331	F1252001	332	F1271001
329	F1218006	330	F1233001-300	330	F1236012-300	331	F1252006	332	F1271001-300
329	F1218012	330	F1233001-310	330	F1236012-310	331	F1252012	332	F1271001-310
329	F1218018	330	F1233006	330	F1236018	331	F1252018	332	F1271006
329	F1218030	330	F1233006-300	330	F1236018-300	331	F1252030	332	F1271006-300
329	F1218033	330	F1233006-310	330	F1236018-310	331	F1252033	332	F1271006-310
330	F1230001	330	F1233012	330	F1236030	331	F1253001	332	F1271012
330	F1230001-300	330	F1233012-300	330	F1236030-300	331	F1253006	332	F1271012-300
330	F1230001-310	330	F1233012-310	330	F1236030-310	331	F1253012	332	F1271012-310
330	F1230006	330	F1233018	330	F1236033	331	F1253018	332	F1271018
330	F1230006-300	330	F1233018-300	330	F1236033-300	331	F1253030	332	F1271018-300
330	F1230006-310	330	F1233018-310	330	F1236033-310	331	F1253033	332	F1271018-310
330	F1230012	330	F1233030	330	F1237001	331	F1254001	332	F1271030
330	F1230012-300	330	F1233030-300	330	F1237001-300	331	F1254006	332	F1271030-300
330	F1230012-310	330	F1233030-310	330	F1237001-310	331	F1254012	332	F1271030-310
330	F1230018	330	F1233033	330	F1237006	331	F1254018	332	F1271033
330	F1230018-300	330	F1233033-300	330	F1237006-300	331	F1254030	332	F1271033-300
330	F1230018-310	330	F1233033-310	330	F1237006-310	331	F1254033	332	F1271033-310
330	F1230030	330	F1234001	330	F1237012	331	F1255001	332	F1272001
330	F1230030-300	330	F1234001-300	330	F1237012-300	331	F1255006	332	F1272001-300
330	F1230030-310	330	F1234001-310	330	F1237012-310	331	F1255012	332	F1272001-310
330	F1230033	330	F1234006	330	F1237018	331	F1255018	332	F1272006
330	F1230033-300	330	F1234006-300	330	F1237018-300	331	F1255030	332	F1272006-300
330	F1230033-310	330	F1234006-310	330	F1237018-310	331	F1255033	332	F1272006-310
330	F1231001	330	F1234012	330	F1237030	331	F1256001	332	F1272012

Page	Reference	Page	Reference	Page	Reference	Page	Reference	Page	Reference
332	F1272012-300	332	F1275030-300	422	F1310001	422	F1316000-300	328	F1330089.A
332	F1272012-310	332	F1275030-310	422	F1310006	422	F1316000-310	328	F1331089.A
332	F1272018	332	F1275033	422	F1310012	422	F1316001	328	F1332089.A
332	F1272018-300	332	F1275033-300	422	F1310018	422	F1316001-300	476	F2250001
332	F1272018-310	332	F1275033-310	422	F1310030	422	F1316001-310	476	F2250006
332	F1272030	332	F1276001	422	F1310033	422	F1316006	476	F2250012
332	F1272030-300	332	F1276001-300	422	F1310087	422	F1316006-300	476	F2250018
332	F1272030-310	332	F1276001-310	422	F1310089	422	F1316006-310	476	F2250030
332	F1272033	332	F1276006	422	F1310090	422	F1316012	476	F2250033
332	F1272033-300	332	F1276006-300	422	F1311000	422	F1316012-300	476	F2251001
332	F1272033-310	332	F1276006-310	422	F1311001	422	F1316012-310	476	F2251006
332	F1273001	332	F1276012	422	F1311006	422	F1316018	476	F2251012
332	F1273001-300	332	F1276012-300	422	F1311012	422	F1316018-300	476	F2251018
332	F1273001-310	332	F1276012-310	422	F1311018	422	F1316018-310	476	F2251030
332	F1273006	332	F1276018	422	F1311030	422	F1316030	476	F2251033
332	F1273006-300	332	F1276018-300	422	F1311033	422	F1316030-300	476	F2252001
332	F1273006-310	332	F1276018-310	422	F1311087	422	F1316030-310	476	F2252006
332	F1273012	332	F1276030	422	F1311089	422	F1316033	476	F2252012
332	F1273012-300	332	F1276030-300	422	F1311090	422	F1316033-300	476	F2252018
332	F1273012-310	332	F1276030-310	422	F1312000	422	F1316033-310	476	F2252030
332	F1273018	332	F1276033	422	F1312001	422	F1316087	476	F2252033
332	F1273018-300	332	F1276033-300	422	F1312006	422	F1316087-300	476	F2260001
332	F1273018-310	332	F1276033-310	422	F1312012	422	F1316087-310	476	F2260006
332	F1273030	332	F1277001	422	F1312018	422	F1316089	476	F2260012
332	F1273030-300	332	F1277001-300	422	F1312030	422	F1316089-300	476	F2260018
332	F1273030-310	332	F1277001-310	422	F1312033	422	F1316089-310	476	F2260030
332	F1273033	332	F1277006	422	F1312087	422	F1316090	476	F2260033
332	F1273033-300	332	F1277006-300	422	F1312089	422	F1316090-300	476	F2261001
332	F1273033-310	332	F1277006-310	422	F1312090	422	F1316090-310	476	F2261006
332	F1274001	332	F1277012	422	F1315000	422	F1317000	476	F2261012
332	F1274001-300	332	F1277012-300	422	F1315000-300	422	F1317000-300	476	F2261018
332	F1274001-310	332	F1277012-310	422	F1315000-310	422	F1317000-310	476	F2261030
332	F1274006	332	F1277018	422	F1315001	422	F1317001	476	F2261033
332	F1274006-300	332	F1277018-300	422	F1315001-300	422	F1317001-300	476	F2262001
332	F1274006-310	332	F1277018-310	422	F1315001-310	422	F1317001-310	476	F2262006
332	F1274012	332	F1277030	422	F1315006	422	F1317006	476	F2262012
332	F1274012-300	332	F1277030-300	422	F1315006-300	422	F1317006-300	476	F2262018
332	F1274012-310	332	F1277030-310	422	F1315006-310	422	F1317006-310	476	F2262030
332	F1274018	332	F1277033	422	F1315012	422	F1317012	476	F2262033
332	F1274018-300	332	F1277033-300	422	F1315012-300	422	F1317012-300	415	F4301000
332	F1274018-310	332	F1277033-310	422	F1315012-310	422	F1317012-310	415	F4302000
332	F1274030	332	F1278001	422	F1315018	422	F1317018	415	F4303000
332	F1274030-300	332	F1278001-300	422	F1315018-300	422	F1317018-300	414	F4350001
332	F1274030-310	332	F1278001-310	422	F1315018-310	422	F1317018-310	414	F4350006
332	F1274033	332	F1278006	422	F1315030	422	F1317030	414	F4350012
332	F1274033-300	332	F1278006-300	422	F1315030-300	422	F1317030-300	414	F4350018
332	F1274033-310	332	F1278006-310	422	F1315030-310	422	F1317030-310	414	F4350030
332	F1275001	332	F1278012	422	F1315033	422	F1317033	414	F4350033
332	F1275001-300	332	F1278012-300	422	F1315033-300	422	F1317033-300	414	F4351001
332	F1275001-310	332	F1278012-310	422	F1315033-310	422	F1317033-310	414	F4351006
332	F1275006	332	F1278018	422	F1315087	422	F1317087	414	F4351012
332	F1275006-300	332	F1278018-300	422	F1315087-300	422	F1317087-300	414	F4351018
332	F1275006-310	332	F1278018-310	422	F1315087-310	422	F1317087-310	414	F4351030
332	F1275012	332	F1278030	422	F1315089	422	F1317089	414	F4351033
332	F1275012-300	332	F1278030-300	422	F1315089-300	422	F1317089-300	414	F4352001
332	F1275012-310	332	F1278030-310	422	F1315089-310	422	F1317089-310	414	F4352006
332	F1275018	332	F1278033	422	F1315090	422	F1317090	414	F4352012
332	F1275018-300	332	F1278033-300	422	F1315090-300	422	F1317090-300	414	F4352018
332	F1275018-310	332	F1278033-310	422	F1315090-310	422	F1317090-310	414	F4352030
332	F1275030	422	F1310000	422	F1316000	423	F1318000	414	F4352033

Page	Reference	Page	Reference	Page	Reference	Page	Reference	Page	Reference
414	F4353001	415	F4356012	486	F4571056.A	485	F4581056-300.A	485	F4586056-300.A
414	F4353001-300	415	F4356012-300	486	F4571065.A	485	F4581056-310.A	485	F4586056-310.A
414	F4353001-310	415	F4356012-310	486	F4572045.A	485	F4581056.A	485	F4586056.A
414	F4353006	415	F4356018	486	F4572048.A	485	F4581065-300.A	485	F4586065-300.A
414	F4353006-300	415	F4356018-300	486	F4572056.A	485	F4581065-310.A	485	F4586065-310.A
414	F4353006-310	415	F4356018-310	486	F4572065.A	485	F4581065.A	485	F4586065.A
414	F4353012	415	F4356030	486	F4573045.A	485	F4582045-300.A	485	F4587045-300.A
414	F4353012-300	415	F4356030-300	486	F4573048.A	485	F4582045-310.A	485	F4587045-310.A
414	F4353012-310	415	F4356030-310	486	F4573056.A	485	F4582045.A	485	F4587045.A
414	F4353018	415	F4356033	486	F4573065.A	485	F4582048-300.A	485	F4587048-300.A
414	F4353018-300	415	F4356033-300	486	F4574045.A	485	F4582048-310.A	485	F4587048-310.A
414	F4353018-310	415	F4356033-310	486	F4574048.A	485	F4582048.A	485	F4587048.A
414	F4353030	415	F4357001	486	F4574056.A	485	F4582056-300.A	485	F4587056-300.A
414	F4353030-300	415	F4357001-300	486	F4574065.A	485	F4582056-310.A	485	F4587056-310.A
414	F4353030-310	415	F4357001-310	486	F4575045.A	485	F4582056.A	485	F4587056.A
414	F4353033	415	F4357006	486	F4575048.A	485	F4582065-300.A	485	F4587065-300.A
414	F4353033-300	415	F4357006-300	486	F4575056.A	485	F4582065-310.A	485	F4587065-310.A
414	F4353033-310	415	F4357006-310	486	F4575065.A	485	F4582065.A	485	F4587065.A
414	F4354001	415	F4357012	486	F4576045.A	485	F4583045-300.A	484	F4588045-300.A
414	F4354001-300	415	F4357012-300	486	F4576048.A	485	F4583045-310.A	484	F4588045-310.A
414	F4354001-310	415	F4357012-310	486	F4576056.A	485	F4583045.A	484	F4588045.A
414	F4354006	415	F4357018	486	F4576065.A	485	F4583048-300.A	484	F4588048-300.A
414	F4354006-300	415	F4357018-300	486	F4577045.A	485	F4583048-310.A	484	F4588048-310.A
414	F4354006-310	415	F4357018-310	486	F4577048.A	485	F4583048.A	484	F4588048.A
414	F4354012	415	F4357030	486	F4577056.A	485	F4583056-300.A	484	F4588056-300.A
414	F4354012-300	415	F4357030-300	486	F4577065.A	485	F4583056-310.A	484	F4588056-310.A
414	F4354012-310	415	F4357030-310	486	F4578045.A	485	F4583056.A	484	F4588056.A
414	F4354018	415	F4357033	486	F4578048.A	485	F4583065-300.A	484	F4588065-300.A
414	F4354018-300	415	F4357033-300	486	F4578056.A	485	F4583065-310.A	484	F4588065-310.A
414	F4354018-310	415	F4357033-310	486	F4578065.A	485	F4583065.A	484	F4588065.A
414	F4354030	415	F4358001	485	F4579045-300.A	485	F4584045-300.A	484	F4589045-300.A
414	F4354030-300	415	F4358001-300	485	F4579045-310.A	485	F4584045-310.A	484	F4589045-310.A
414	F4354030-310	415	F4358001-310	485	F4579045.A	485	F4584045.A	484	F4589045.A
414	F4354033	415	F4358006	485	F4579048-300.A	485	F4584048-300.A	484	F4589048-300.A
414	F4354033-300	415	F4358006-300	485	F4579048-310.A	485	F4584048-310.A	484	F4589048-310.A
414	F4354033-310	415	F4358006-310	485	F4579048.A	485	F4584048.A	484	F4589048.A
414	F4355001	415	F4358012	485	F4579056-300.A	485	F4584056-300.A	484	F4589056-300.A
414	F4355001-300	415	F4358012-300	485	F4579056-310.A	485	F4584056-310.A	484	F4589056-310.A
414	F4355001-310	415	F4358012-310	485	F4579056.A	485	F4584056.A	484	F4589056.A
414	F4355006	415	F4358018	485	F4579065-300.A	485	F4584065-300.A	484	F4589065-300.A
414	F4355006-300	415	F4358018-300	485	F4579065-310.A	485	F4584065-310.A	484	F4589065-310.A
414	F4355006-310	415	F4358018-310	485	F4579065.A	485	F4584065.A	484	F4589065.A
414	F4355012	415	F4358030	485	F4580045-300.A	485	F4585045-300.A	484	F4590045-300.A
414	F4355012-300	415	F4358030-300	485	F4580045-310.A	485	F4585045-310.A	484	F4590045-310.A
414	F4355012-310	415	F4358030-310	485	F4580045.A	485	F4585045.A	484	F4590045.A
414	F4355018	415	F4358033	485	F4580048-300.A	485	F4585048-300.A	484	F4590048-300.A
414	F4355018-300	415	F4358033-300	485	F4580048-310.A	485	F4585048-310.A	484	F4590048-310.A
414	F4355018-310	415	F4358033-310	485	F4580048.A	485	F4585048.A	484	F4590048.A
414	F4355030	487	F4555000	485	F4580056-300.A	485	F4585056-300.A	484	F4590056-300.A
414	F4355030-300	487	F4556000	485	F4580056-310.A	485	F4585056-310.A	484	F4590056-310.A
414	F4355030-310	487	F4557000	485	F4580056.A	485	F4585056.A	484	F4590056.A
414	F4355033	487	F4558000	485	F4580065-300.A	485	F4585065-300.A	484	F4590065-300.A
414	F4355033-300	487	F4559000	485	F4580065-310.A	485	F4585065-310.A	484	F4590065-310.A
414	F4355033-310	487	F4560000	485	F4580065.A	485	F4585065.A	484	F4590065.A
415	F4356001	486	F4570045.A	485	F4581045-300.A	485	F4586045-300.A	484	F4591045-300.A
415	F4356001-300	486	F4570048.A	485	F4581045-310.A	485	F4586045-310.A	484	F4591045-310.A
415	F4356001-310	486	F4570056.A	485	F4581045.A	485	F4586045.A	484	F4591045.A
415	F4356006	486	F4570065.A	485	F4581048-300.A	485	F4586048-300.A	484	F4591048-300.A
415	F4356006-300	486	F4571045.A	485	F4581048-310.A	485	F4586048-310.A	484	F4591048-310.A
415	F4356006-310	486	F4571048.A	485	F4581048.A	485	F4586048.A	484	F4591048.A

Page	Reference	Page	Reference	Page	Reference	Page	Reference	Page	Reference
484	F4591056-300.A	484	F4596056-300.A	457	F990B21A000	541	FA10018212	785	FA1051071218
484	F4591056-310.A	484	F4596056-310.A	549	F990B22A000	542	FA100182122	785	FA1051071230
484	F4591056.A	484	F4596056.A	343	F990B23AZ00	546	FA100182125	785	FA1051071233
484	F4591065-300.A	484	F4596065-300.A	309	F990B27A000	545	FA100182130	785	FA1051071270
484	F4591065-310.A	484	F4596065-310.A	309	F990B28A000	545	FA100182132	785	FA1051072001
484	F4591065.A	484	F4596065.A	406	F990B29A000	541	FA10018230	785	FA1051072006
484	F4592045-300.A	487	F4597000	64	F990C00A000	541	FA10018240	785	FA1051072012
484	F4592045-310.A	487	F4598000	64	F990C010000	545	FA10018241	785	FA1051072018
484	F4592045.A	487	F4599000	67	F990C030000	816	FA100501	785	FA1051072030
484	F4592048-300.A	404	F5960044	396	F990C040000	816	FA100506	785	FA1051072033
484	F4592048-310.A	404	F5960047	308	F990C050000	816	FA100512	785	FA1051072070
484	F4592048.A	404	F5960055	67	F990C080000	816	FA100518	785	FA1051072101
484	F4592056-300.A	404	F5960066	619	F990C081000	816	FA100530	785	FA1051072106
484	F4592056-310.A	404	F5961044	619	F990C082000	816	FA100533	785	FA1051072112
484	F4592056.A	404	F5961047	619	F990C083000	816	FA100901	785	FA1051072118
484	F4592065-300.A	404	F5961055	64	F990C100000	816	FA100906	785	FA1051072130
484	F4592065-310.A	404	F5961066	66	F990C110000	816	FA100912	785	FA1051072133
484	F4592065.A	405	F5962000	752	F990E00A000	816	FA100918	785	FA1051072170
484	F4593045-300.A	404	F5970044	155	F990G300000	816	FA100930	785	FA1051072201
484	F4593045-310.A	404	F5970047	342	F990H010000	816	FA100933	785	FA1051072206
484	F4593045.A	404	F5970055	542	FA10017412	547	FA101	785	FA1051072212
484	F4593048-300.A	404	F5970066	543	FA100174122	547	FA102	785	FA1051072218
484	F4593048-310.A	404	F5971044	547	FA100174125	711	FA1022290001	785	FA1051072230
484	F4593048.A	404	F5971047	546	FA100174132	711	FA1022290006	785	FA1051072233
484	F4593056-300.A	404	F5971055	542	FA10017440	711	FA1022290012	785	FA1051072270
484	F4593056-310.A	404	F5971066	546	FA10017441	711	FA1022290018	782	FA1051440001.A
484	F4593056.A	404	F5980044	540	FA100176118	711	FA1022290030	782	FA1051440006.A
484	F4593065-300.A	404	F5980047	540	FA10017612	711	FA1022290033	782	FA1051440012.A
484	F4593065-310.A	404	F5980055	544	FA100176124	711	FA102950001	782	FA1051440018.A
484	F4593065.A	404	F5980066	544	FA100176133	711	FA102950006	782	FA1051440030.A
484	F4594045-300.A	404	F5981044	540	FA10017640	711	FA102950012	782	FA1051440033.A
484	F4594045-310.A	404	F5981047	544	FA10017641	711	FA102950018	782	FA1051440070.A
484	F4594045.A	404	F5981055	540	FA100177118	711	FA102950030	782	FA1051441201.A
484	F4594048-300.A	404	F5981066	540	FA10017712	711	FA102950033	782	FA1051441206.A
484	F4594048-310.A	291	F6268022	544	FA100177124	711	FA102960001	782	FA1051441212.A
484	F4594048.A	291	F6268041	544	FA100177133	711	FA102960006	782	FA1051441218.A
484	F4594056-300.A	291	F6367022	540	FA10017740	711	FA102960012	782	FA1051441230.A
484	F4594056-310.A	291	F6367041	544	FA10017741	711	FA102960018	782	FA1051441233.A
484	F4594056.A	290	F6468022	541	FA10017912	711	FA102960030	782	FA1051441270.A
484	F4594065-300.A	290	F6468041	542	FA100179122	711	FA102960033	782	FA1051442001.A
484	F4594065-310.A	290	F6469022	546	FA100179125	386	FA1041040090	782	FA1051442006.A
484	F4594065.A	290	F6469041	545	FA100179130	386	FA1041060090	782	FA1051442012.A
484	F4595045-300.A	308	F990B00A000	545	FA100179132	386	FA1041970090	782	FA1051442018.A
484	F4595045-310.A	308	F990B01A000	541	FA10017930	785	FA1051070001	782	FA1051442030.A
484	F4595045.A	308	F990B02A000	541	FA10017940	785	FA1051070006	782	FA1051442033.A
484	F4595048-300.A	308	F990B03A000	545	FA10017941	785	FA1051070012	782	FA1051442070.A
484	F4595048-310.A	308	F990B04A000	541	FA10018012	785	FA1051070018	782	FA1051442201.A
484	F4595048.A	308	F990B05A000	542	FA100180122	785	FA1051070030	782	FA1051442206.A
484	F4595056-300.A	641	F990B07A000	546	FA100180125	785	FA1051070033	782	FA1051442212.A
484	F4595056-310.A	640	F990B08A000	545	FA100180130	785	FA1051070070	782	FA1051442218.A
484	F4595056.A	641	F990B09A000	545	FA100180132	785	FA1051071101	782	FA1051442230.A
484	F4595065-300.A	549	F990B10A000	541	FA10018030	785	FA1051071106	782	FA1051442233.A
484	F4595065-310.A	549	F990B11A000	541	FA10018040	785	FA1051071112	782	FA1051442270.A
484	F4595065.A	549	F990B12A000	545	FA10018041	785	FA1051071118	782	FA1051710001.A
484	F4596045-300.A	549	F990B13A000	540	FA100181118	785	FA1051071130	782	FA1051710006.A
484	F4596045-310.A	641	F990B14A000	540	FA10018112	785	FA1051071133	782	FA1051710012.A
484	F4596045.A	640	F990B15A000	544	FA100181124	785	FA1051071170	782	FA1051710018.A
484	F4596048-300.A	308	F990B16A000	544	FA100181133	785	FA1051071201	782	FA1051710030.A
484	F4596048-310.A	308	F990B17A000	540	FA10018140	785	FA1051071206	782	FA1051710033.A
484	F4596048.A	308	F990B18A000	544	FA10018141	785	FA1051071212	782	FA1051710070.A

Page	Reference	Page	Reference	Page	Reference	Page	Reference	Page	Reference
782	FA1051711201.A	785	FA1051900033	787	FA1052540001	784	FA105560006	467	FA1071195106
782	FA1051711206.A	785	FA1051900070	787	FA1052540006	784	FA105560012	467	FA1071195112
782	FA1051711212.A	785	FA1051901101	787	FA1052540012	784	FA105560018	467	FA1071195118
782	FA1051711218.A	785	FA1051901106	787	FA1052540018	784	FA105560030	467	FA1071195130
782	FA1051711230.A	785	FA1051901112	787	FA1052540030	784	FA105560033	467	FA1071195133
782	FA1051711233.A	785	FA1051901118	787	FA1052540033	784	FA105560070	467	FA1071225301
782	FA1051711270.A	785	FA1051901130	787	FA1052540070	784	FA105561101	467	FA1071225306
802	FA10517114357.A	785	FA1051901133	787	FA1052541201	784	FA105561106	467	FA1071225312
802	FA10517114557.A	785	FA1051901170	787	FA1052541206	784	FA105561112	467	FA1071225318
784	FA1051720001	785	FA1051901201	787	FA1052541212	784	FA105561118	467	FA1071225330
784	FA1051720006	785	FA1051901206	787	FA1052541218	784	FA105561130	467	FA1071225333
784	FA1051720012	785	FA1051901212	787	FA1052541230	784	FA105561133	466	FA1072304301
784	FA1051720018	785	FA1051901218	787	FA1052541233	784	FA105561170	466	FA1072304306
784	FA1051720030	785	FA1051901230	787	FA1052541270	784	FA105561201	466	FA1072304312
784	FA1051720033	785	FA1051901233	787	FA1052550001	784	FA105561206	466	FA1072304318
784	FA1051720070	785	FA1051901270	787	FA1052550006	784	FA105561212	466	FA1072304330
784	FA1051721101	804	FA10521114557	787	FA1052550012	784	FA105561218	466	FA1072304333
784	FA1051721106	804	FA10521114757	787	FA1052550018	784	FA105561230	466	FA1072305001
784	FA1051721112	788	FA1052510001	787	FA1052550030	784	FA105561233	466	FA1072305006
784	FA1051721118	788	FA1052510006	787	FA1052550033	784	FA105561270	466	FA1072305012
784	FA1051721130	788	FA1052510012	787	FA1052550070	784	FA105562001	466	FA1072305018
784	FA1051721133	788	FA1052510018	787	FA1052551201	784	FA105562006	466	FA1072305030
784	FA1051721170	788	FA1052510030	787	FA1052551206	784	FA105562012	466	FA1072305033
784	FA1051721201	788	FA1052510033	787	FA1052551212	784	FA105562018	467	FA1072314401
784	FA1051721206	788	FA1052510070	787	FA1052551218	784	FA105562030	467	FA1072314406
784	FA1051721212	788	FA1052511201	787	FA1052551230	784	FA105562033	467	FA1072314412
784	FA1051721218	788	FA1052511206	787	FA1052551233	784	FA105562070	467	FA1072314418
784	FA1051721230	788	FA1052511212	787	FA1052551270	784	FA105562101	467	FA1072314430
784	FA1051721233	788	FA1052511218	787	FA1052552001	784	FA105562106	467	FA1072314433
784	FA1051721270	788	FA1052511230	787	FA1052552006	784	FA105562112	467	FA1072315101
803	FA10517214457	788	FA1052511233	787	FA1052552012	784	FA105562118	467	FA1072315106
803	FA10517214657	788	FA1052511270	787	FA1052552018	784	FA105562130	467	FA1072315112
783	FA1051730001.A	788	FA1052520001	787	FA1052552030	784	FA105562133	467	FA1072315118
783	FA1051730006.A	788	FA1052520006	787	FA1052552033	784	FA105562170	467	FA1072315130
783	FA1051730012.A	788	FA1052520012	787	FA1052552070	784	FA105562201	467	FA1072315133
783	FA1051730018.A	788	FA1052520018	787	FA1052552201	784	FA105562206	467	FA1072315301
783	FA1051730030.A	788	FA1052520030	787	FA1052552206	784	FA105562212	467	FA1072315306
783	FA1051730033.A	788	FA1052520033	787	FA1052552212	784	FA105562218	467	FA1072315312
783	FA1051730070.A	788	FA1052520070	787	FA1052552218	784	FA105562230	467	FA1072315318
802	FA10517314357.A	788	FA1052521201	787	FA1052552230	784	FA105562233	467	FA1072315330
786	FA1051740001	788	FA1052521206	787	FA1052552233	784	FA105562270	467	FA1072315333
786	FA1051740006	788	FA1052521212	787	FA1052552270	466	FA1071164301	468	FA1072324501
786	FA1051740012	788	FA1052521218	789	FA1052560001	466	FA1071164306	468	FA1072324506
786	FA1051740018	788	FA1052521230	789	FA1052560006	466	FA1071164312	468	FA1072324512
786	FA1051740030	788	FA1052521233	789	FA1052560012	466	FA1071164318	468	FA1072324518
786	FA1051740033	788	FA1052521270	789	FA1052560018	466	FA1071164330	468	FA1072324530
786	FA1051740070	788	FA1052522001	789	FA1052560030	466	FA1071164333	468	FA1072324533
786	FA1051741201	788	FA1052522006	789	FA1052560033	466	FA1071165001	468	FA1072325201
786	FA1051741206	788	FA1052522012	789	FA1052560070	466	FA1071165006	468	FA1072325206
786	FA1051741212	788	FA1052522018	789	FA1052561201	466	FA1071165012	468	FA1072325212
786	FA1051741218	788	FA1052522030	789	FA1052561206	466	FA1071165018	468	FA1072325218
786	FA1051741230	788	FA1052522033	789	FA1052561212	466	FA1071165030	468	FA1072325230
786	FA1051741233	788	FA1052522070	789	FA1052561218	466	FA1071165033	468	FA1072325233
786	FA1051741270	788	FA1052522201	789	FA1052561230	467	FA1071194401	468	FA1072724701
803	FA10517414457	788	FA1052522206	789	FA1052561233	467	FA1071194406	468	FA1072724706
785	FA1051900001	788	FA1052522212	789	FA1052561270	467	FA1071194412	468	FA1072724712
785	FA1051900006	788	FA1052522218	805	FA10525614557	467	FA1071194418	468	FA1072724718
785	FA1051900012	788	FA1052522230	804	FA10526614557	467	FA1071194430	468	FA1072724730
785	FA1051900018	788	FA1052522233	804	FA10526614757	467	FA1071194433	468	FA1072724733
785	FA1051900030	788	FA1052522270	784	FA105560001	467	FA1071195101	468	FA1072724901

Page	Reference	Page	Reference	Page	Reference	Page	Reference	Page	Reference
468	FA1072724906	823	FA11206	733	FA116282118	735	FA11726814933.A	736	FA11827115118.A
468	FA1072724912	823	FA11233	733	FA116282130	735	FA11726914601.A	736	FA11827115130.A
468	FA1072724918	823	FA11306	733	FA116282133	735	FA11726914606.A	736	FA11827115133.A
468	FA1072724930	823	FA11333	734	FA116284201	735	FA11726914612.A	736	FA11827115201.A
468	FA1072724933	823	FA11406	734	FA116284206	735	FA11726914618.A	736	FA11827115206.A
467	FA1072725301	823	FA11433	734	FA116284212	735	FA11726914630.A	736	FA11827115212.A
467	FA1072725306	823	FA11506	734	FA116284218	735	FA11726914633.A	736	FA11827115218.A
467	FA1072725312	823	FA11533	734	FA116284230	735	FA11726914701.A	736	FA11827115230.A
467	FA1072725318	155	FA116	734	FA116284233	735	FA11726914706.A	736	FA11827115233.A
467	FA1072725330	734	FA11617211301	734	FA1165611301	735	FA11726914712.A	736	FA11827115301.A
467	FA1072725333	734	FA11617211306	734	FA1165611306	735	FA11726914718.A	736	FA11827115306.A
466	FA1072764301	734	FA11617211312	734	FA1165611312	735	FA11726914730.A	736	FA11827115312.A
466	FA1072764306	734	FA11617211318	734	FA1165611318	735	FA11726914733.A	736	FA11827115318.A
466	FA1072764312	734	FA11617211330	734	FA1165611330	735	FA11726914801.A	736	FA11827115330.A
466	FA1072764318	734	FA11617211333	734	FA1165611333	735	FA11726914806.A	736	FA11827115333.A
466	FA1072764330	733	FA1161721201	733	FA116561201	735	FA11726914812.A	736	FA11827215001.A
466	FA1072764333	733	FA1161721206	733	FA116561206	735	FA11726914818.A	736	FA11827215006.A
466	FA1072765001	733	FA1161721212	733	FA116561212	735	FA11726914830.A	736	FA11827215012.A
466	FA1072765006	733	FA1161721218	733	FA116561218	735	FA11726914833.A	736	FA11827215018.A
466	FA1072765012	733	FA1161721230	733	FA116561230	735	FA11726914901.A	736	FA11827215030.A
466	FA1072765018	733	FA1161721233	733	FA116561233	735	FA11726914906.A	736	FA11827215033.A
466	FA1072765030	733	FA1161722101	733	FA116562101	735	FA11726914912.A	736	FA11827215101.A
466	FA1072765033	733	FA1161722106	733	FA116562106	735	FA11726914918.A	736	FA11827215106.A
467	FA1072794401	733	FA1161722112	733	FA116562112	735	FA11726914930.A	736	FA11827215112.A
467	FA1072794406	733	FA1161722118	733	FA116562118	735	FA11726914933.A	736	FA11827215118.A
467	FA1072794412	733	FA1161722130	733	FA116562130	735	FA11727914601.A	736	FA11827215130.A
467	FA1072794418	733	FA1161722133	733	FA116562133	735	FA11727914606.A	736	FA11827215133.A
467	FA1072794430	734	FA1161724201	734	FA116564201	735	FA11727914612.A	736	FA11827215201.A
467	FA1072794433	734	FA1161724206	734	FA116564206	735	FA11727914618.A	736	FA11827215206.A
467	FA1072795101	734	FA1161724212	734	FA116564212	735	FA11727914630.A	736	FA11827215212.A
467	FA1072795106	734	FA1161724218	734	FA116564218	735	FA11727914633.A	736	FA11827215218.A
467	FA1072795112	734	FA1161724230	734	FA116564230	735	FA11727914701.A	736	FA11827215230.A
467	FA1072795118	734	FA1161724233	734	FA116564233	735	FA11727914706.A	736	FA11827215233.A
467	FA1072795130	734	FA1162711301	816	FA11701	735	FA11727914712.A	736	FA11827215301.A
467	FA1072795133	734	FA1162711306	816	FA11706	735	FA11727914718.A	736	FA11827215306.A
468	FA107924501	734	FA1162711312	816	FA11712	735	FA11727914730.A	736	FA11827215312.A
468	FA107924506	734	FA1162711318	816	FA11718	735	FA11727914733.A	736	FA11827215318.A
468	FA107924512	734	FA1162711330	735	FA11726814601.A	735	FA11727914801.A	736	FA11827215330.A
468	FA107924518	734	FA1162711333	735	FA11726814606.A	735	FA11727914806.A	736	FA11827215333.A
468	FA107924530	733	FA116271201	735	FA11726814612.A	735	FA11727914812.A	736	FA11828215001.A
468	FA107924533	733	FA116271206	735	FA11726814618.A	735	FA11727914818.A	736	FA11828215006.A
468	FA107925201	733	FA116271212	735	FA11726814630.A	735	FA11727914830.A	736	FA11828215012.A
468	FA107925206	733	FA116271218	735	FA11726814633.A	735	FA11727914833.A	736	FA11828215018.A
468	FA107925212	733	FA116271230	735	FA11726814701.A	735	FA11727914901.A	736	FA11828215030.A
468	FA107925218	733	FA116271233	735	FA11726814706.A	735	FA11727914906.A	736	FA11828215033.A
468	FA107925230	733	FA116272101	735	FA11726814712.A	735	FA11727914912.A	736	FA11828215101.A
468	FA107925233	733	FA116272106	735	FA11726814718.A	735	FA11727914918.A	736	FA11828215106.A
387	FA109	733	FA116272112	735	FA11726814730.A	735	FA11727914930.A	736	FA11828215112.A
816	FA110501	733	FA116272118	735	FA11726814733.A	735	FA11727914933.A	736	FA11828215118.A
816	FA110506	733	FA116272130	735	FA11726814801.A	816	FA11730	736	FA11828215130.A
816	FA110512	733	FA116272133	735	FA11726814806.A	816	FA11733	736	FA11828215133.A
816	FA110518	734	FA116274201	735	FA11726814812.A	736	FA11827115001.A	736	FA11828215201.A
816	FA110530	734	FA116274206	735	FA11726814818.A	736	FA11827115006.A	736	FA11828215206.A
816	FA110533	734	FA116274212	735	FA11726814830.A	736	FA11827115012.A	736	FA11828215212.A
816	FA110901	734	FA116274218	735	FA11726814833.A	736	FA11827115018.A	736	FA11828215218.A
816	FA110906	734	FA116274230	735	FA11726814901.A	736	FA11827115030.A	736	FA11828215230.A
816	FA110912	734	FA116274233	735	FA11726814906.A	736	FA11827115033.A	736	FA11828215233.A
816	FA110918	733	FA116282101	735	FA11726814912.A	736	FA11827115101.A	736	FA11828215301.A
816	FA110930	733	FA116282106	735	FA11726814918.A	736	FA11827115106.A	736	FA11828215306.A
816	FA110933	733	FA116282112	735	FA11726814930.A	736	FA11827115112.A	736	FA11828215312.A

Page	Reference	Page	Reference	Page	Reference	Page	Reference	Page	Reference
736	FA11828215318.A	815	FA162241212	839	FA17733	818	FA22533	395	FA50300433
736	FA11828215330.A	815	FA162241218	839	FA17801	818	FA22606	394	FA50300601
736	FA11828215333.A	815	FA162241230	839	FA17806	818	FA22633	394	FA50300606
790	FA129	815	FA162241233	839	FA17812	818	FA22706	394	FA50300612
790	FA135	815	FA162241301	839	FA17818	818	FA22733	394	FA50300618
447	FA136	815	FA162241306	839	FA17830	818	FA22806	394	FA50300630
396	FA139	815	FA162241312	839	FA17833	818	FA22833	394	FA50300633
557	FA148	815	FA162241318	842	FA17901	819	FA22906	394	FA50300801
556	FA151	815	FA162241330	842	FA17906	819	FA22933	394	FA50300806
556	FA152	815	FA162241333	842	FA17912	819	FA23006	394	FA50300812
556	FA153	839	FA16230	842	FA17918	819	FA23033	394	FA50300818
837	FA15701	839	FA16233	842	FA17930	819	FA23106	394	FA50300830
837	FA15706	814	FA162801301.A	842	FA17933	819	FA23133	394	FA50300833
837	FA15712	814	FA162801306.A	842	FA18001	819	FA23206	395	FA50300901
837	FA15718	814	FA162801312.A	842	FA18006	819	FA23233	395	FA50300906
837	FA15730	814	FA162801318.A	842	FA18012	801	FA235	395	FA50300912
837	FA15733	814	FA162801330.A	842	FA18018	791	FA238.A	395	FA50300918
837	FA15801	814	FA162801333.A	842	FA18030	791	FA239.A	395	FA50300930
837	FA15806	814	FA162801401.A	842	FA18033	818	FA243	395	FA50300933
837	FA15812	814	FA162801406.A	851	FA18101	712	FA24501	395	FA50301001
837	FA15818	814	FA162801412.A	851	FA18106	712	FA24506	395	FA50301006
837	FA15830	814	FA162801418.A	851	FA18112	712	FA24512	395	FA50301012
837	FA15833	814	FA162801430.A	851	FA18118	712	FA24518	395	FA50301018
712	FA160	814	FA162801433.A	851	FA18130	712	FA24530	395	FA50301030
839	FA16101	814	FA162811301.A	851	FA18133	712	FA24533	395	FA50301033
815	FA161011201	814	FA162811306.A	839	FA182	712	FA247	394	FA50301101
815	FA161011206	814	FA162811312.A	556	FA183	155	FA24806	394	FA50301106
815	FA161011212	814	FA162811318.A	790	FA184	155	FA24833	394	FA50301112
815	FA161011218	814	FA162811330.A	378	FA185.A	155	FA24906	394	FA50301118
815	FA161011230	814	FA162811333.A	524	FA192	155	FA24933	394	FA50301130
815	FA161011233	814	FA162811401.A	524	FA193	155	FA25006	394	FA50301133
815	FA161011301	814	FA162811406.A	524	FA194	155	FA25033	394	FA50301201
815	FA161011306	814	FA162811412.A	524	FA195	155	FA25106	394	FA50301206
815	FA161011312	814	FA162811418.A	752	FA196	155	FA25133	394	FA50301212
815	FA161011318	814	FA162811430.A	752	FA197	772	FA26130	394	FA50301218
815	FA161011330	814	FA162811433.A	752	FA198	772	FA26230	394	FA50301230
815	FA161011333	814	FA162812301.A	752	FA199	772	FA26330	394	FA50301233
815	FA161012201	814	FA162812306.A	773	FA203	761	FA264	395	FA50320201
815	FA161012206	814	FA162812312.A	772	FA20530	761	FA266	395	FA50320206
815	FA161012212	814	FA162812318.A	772	FA20630	761	FA268	395	FA50320212
815	FA161012218	814	FA162812330.A	772	FA20730	155	FA414006	395	FA50320218
815	FA161012230	814	FA162812333.A	772	FA20830	155	FA414033	395	FA50320230
815	FA161012233	814	FA162812401.A	772	FA20930	155	FA414506	395	FA50320233
815	FA161012301	814	FA162812406.A	378	FA21	155	FA414533	395	FA50320401
815	FA161012306	814	FA162812412.A	772	FA21030	155	FA415006	395	FA50320406
815	FA161012312	814	FA162812418.A	772	FA21130	155	FA415033	395	FA50320412
815	FA161012318	814	FA162812430.A	772	FA21230	155	FA415506	395	FA50320418
815	FA161012330	814	FA162812433.A	772	FA21330	155	FA415533	395	FA50320430
815	FA161012333	843	FA16530	791	FA218	501	FA50	395	FA50320433
839	FA16106	843	FA16630	525	FA219	395	FA50300201	394	FA50320601
839	FA16112	851	FA16730	525	FA220	395	FA50300206	394	FA50320606
839	FA16118	851	FA16830	819	FA22106	395	FA50300212	394	FA50320612
839	FA16130	680	FA172	819	FA22133	395	FA50300218	394	FA50320618
839	FA16133	680	FA173	819	FA22206	395	FA50300230	394	FA50320630
839	FA16201	680	FA174	819	FA22233	395	FA50300233	394	FA50320633
839	FA16206	839	FA17701	819	FA22306	395	FA50300401	394	FA50320801
839	FA16212	839	FA17706	819	FA22333	395	FA50300406	394	FA50320806
839	FA16218	839	FA17712	819	FA22406	395	FA50300412	394	FA50320812
815	FA162241201	839	FA17718	819	FA22433	395	FA50300418	394	FA50320818
815	FA162241206	839	FA17730	818	FA22506	395	FA50300430	394	FA50320830

Page	Reference	Page	Reference	Page	Reference	Page	Reference	Page	Reference
394	FA50320833	452	FA50703233	454	FA50712333	448	FA50801533	444	FA50901233
451	FA50700201	452	FA50703301	454	FA50712501	449	FA50802201	444	FA50901301
451	FA50700206	452	FA50703306	454	FA50712506	449	FA50802206	444	FA50901306
451	FA50700212	452	FA50703312	454	FA50712512	449	FA50802212	444	FA50901312
451	FA50700218	452	FA50703318	454	FA50712518	449	FA50802218	444	FA50901318
451	FA50700230	452	FA50703330	454	FA50712530	449	FA50802230	444	FA50901330
451	FA50700233	452	FA50703333	454	FA50712533	449	FA50802233	444	FA50901333
451	FA50700301	452	FA50703501	454	FA50713201	449	FA50802301	444	FA50901501
451	FA50700306	452	FA50703506	454	FA50713206	449	FA50802306	444	FA50901506
451	FA50700312	452	FA50703512	454	FA50713212	449	FA50802312	444	FA50901512
451	FA50700318	452	FA50703518	454	FA50713218	449	FA50802318	444	FA50901518
451	FA50700330	452	FA50703530	454	FA50713230	449	FA50802330	444	FA50901530
451	FA50700333	452	FA50703533	454	FA50713233	449	FA50802333	444	FA50901533
451	FA50700501	453	FA50710201	454	FA50713301	449	FA50802501	445	FA50902201
451	FA50700506	453	FA50710206	454	FA50713306	449	FA50802506	445	FA50902206
451	FA50700512	453	FA50710212	454	FA50713312	449	FA50802512	445	FA50902212
451	FA50700518	453	FA50710218	454	FA50713318	449	FA50802518	445	FA50902218
451	FA50700530	453	FA50710230	454	FA50713330	449	FA50802530	445	FA50902230
451	FA50700533	453	FA50710233	454	FA50713333	449	FA50802533	445	FA50902233
451	FA50701201	453	FA50710301	454	FA50713501	449	FA50803201	445	FA50902301
451	FA50701206	453	FA50710306	454	FA50713506	449	FA50803206	445	FA50902306
451	FA50701212	453	FA50710312	454	FA50713512	449	FA50803212	445	FA50902312
451	FA50701218	453	FA50710318	454	FA50713518	449	FA50803218	445	FA50902318
451	FA50701230	453	FA50710330	454	FA50713530	449	FA50803230	445	FA50902330
451	FA50701233	453	FA50710333	454	FA50713533	449	FA50803233	445	FA50902333
451	FA50701301	453	FA50710501	448	FA50800201	449	FA50803301	445	FA50902501
451	FA50701306	453	FA50710506	448	FA50800206	449	FA50803306	445	FA50902506
451	FA50701312	453	FA50710512	448	FA50800212	449	FA50803312	445	FA50902512
451	FA50701318	453	FA50710518	448	FA50800218	449	FA50803318	445	FA50902518
451	FA50701330	453	FA50710530	448	FA50800230	449	FA50803330	445	FA50902530
451	FA50701333	453	FA50710533	448	FA50800233	449	FA50803333	445	FA50902533
451	FA50701501	453	FA50711201	448	FA50800301	449	FA50803501	445	FA50903201
451	FA50701506	453	FA50711206	448	FA50800306	449	FA50803506	445	FA50903206
451	FA50701512	453	FA50711212	448	FA50800312	449	FA50803512	445	FA50903212
451	FA50701518	453	FA50711218	448	FA50800318	449	FA50803518	445	FA50903218
451	FA50701530	453	FA50711230	448	FA50800330	449	FA50803530	445	FA50903230
451	FA50701533	453	FA50711233	448	FA50800333	449	FA50803533	445	FA50903233
452	FA50702201	453	FA50711301	448	FA50800501	444	FA50900201	445	FA50903301
452	FA50702206	453	FA50711306	448	FA50800506	444	FA50900206	445	FA50903306
452	FA50702212	453	FA50711312	448	FA50800512	444	FA50900212	445	FA50903312
452	FA50702218	453	FA50711318	448	FA50800518	444	FA50900218	445	FA50903318
452	FA50702230	453	FA50711330	448	FA50800530	444	FA50900230	445	FA50903330
452	FA50702233	453	FA50711333	448	FA50800533	444	FA50900233	445	FA50903333
452	FA50702301	453	FA50711501	448	FA50801201	444	FA50900301	445	FA50903501
452	FA50702306	453	FA50711506	448	FA50801206	444	FA50900306	445	FA50903506
452	FA50702312	453	FA50711512	448	FA50801212	444	FA50900312	445	FA50903512
452	FA50702318	453	FA50711518	448	FA50801218	444	FA50900318	445	FA50903518
452	FA50702330	453	FA50711530	448	FA50801230	444	FA50900330	445	FA50903530
452	FA50702333	453	FA50711533	448	FA50801233	444	FA50900333	445	FA50903533
452	FA50702501	454	FA50712201	448	FA50801301	444	FA50900501	446	FA50904201
452	FA50702506	454	FA50712206	448	FA50801306	444	FA50900506	446	FA50904206
452	FA50702512	454	FA50712212	448	FA50801312	444	FA50900512	446	FA50904212
452	FA50702518	454	FA50712218	448	FA50801318	444	FA50900518	446	FA50904218
452	FA50702530	454	FA50712230	448	FA50801330	444	FA50900530	446	FA50904230
452	FA50702533	454	FA50712233	448	FA50801333	444	FA50900533	446	FA50904233
452	FA50703201	454	FA50712301	448	FA50801501	444	FA50901201	446	FA50904301
452	FA50703206	454	FA50712306	448	FA50801506	444	FA50901206	446	FA50904306
452	FA50703212	454	FA50712312	448	FA50801512	444	FA50901212	446	FA50904312
452	FA50703218	454	FA50712318	448	FA50801518	444	FA50901218	446	FA50904318
452	FA50703230	454	FA50712330	448	FA50801530	444	FA50901230	446	FA50904330

Page	Reference	Page	Reference	Page	Reference	Page	Reference	Page	Reference
446	FA50904333	456	FA51200533	795	FA51303230	798	FA51305930	795	FA51308430
446	FA50904501	456	FA51201201	795	FA51303233	798	FA51305933	795	FA51308433
446	FA50904506	456	FA51201206	795	FA51303301	798	FA51306001	795	FA51308601
446	FA50904512	456	FA51201212	795	FA51303306	798	FA51306006	795	FA51308606
446	FA50904518	456	FA51201218	795	FA51303312	798	FA51306012	795	FA51308612
446	FA50904530	456	FA51201230	795	FA51303318	798	FA51306018	795	FA51308618
446	FA50904533	456	FA51201233	795	FA51303330	798	FA51306030	795	FA51308630
446	FA50905201	456	FA51201301	795	FA51303333	798	FA51306033	795	FA51308633
446	FA50905206	456	FA51201306	796	FA51303501	798	FA51306201	796	FA51308801
446	FA50905212	456	FA51201312	796	FA51303506	798	FA51306206	796	FA51308806
446	FA50905218	456	FA51201318	796	FA51303512	798	FA51306212	796	FA51308812
446	FA50905230	456	FA51201330	796	FA51303518	798	FA51306218	796	FA51308818
446	FA50905233	456	FA51201333	796	FA51303530	798	FA51306230	796	FA51308830
446	FA50905301	456	FA51201501	796	FA51303533	798	FA51306233	796	FA51308833
446	FA50905306	456	FA51201506	796	FA51303601	798	FA51306301	796	FA51309001
446	FA50905312	456	FA51201512	796	FA51303606	798	FA51306306	796	FA51309006
446	FA50905318	456	FA51201518	796	FA51303612	798	FA51306312	796	FA51309012
446	FA50905330	456	FA51201530	796	FA51303618	798	FA51306318	796	FA51309018
446	FA50905333	456	FA51201533	796	FA51303630	798	FA51306330	796	FA51309030
446	FA50905501	790	FA5130	796	FA51303633	798	FA51306333	796	FA51309033
446	FA50905506	794	FA51300201	796	FA51303801	799	FA51306501	797	FA51309201
446	FA50905512	794	FA51300206	796	FA51303806	799	FA51306506	797	FA51309206
446	FA50905518	794	FA51300212	796	FA51303812	799	FA51306512	797	FA51309212
446	FA50905530	794	FA51300218	796	FA51303818	799	FA51306518	797	FA51309218
446	FA50905533	794	FA51300230	796	FA51303830	799	FA51306530	797	FA51309230
446	FA50906201	794	FA51300233	796	FA51303833	799	FA51306533	797	FA51309233
446	FA50906206	794	FA51300301	796	FA51303901	799	FA51306601	797	FA51309401
446	FA50906212	794	FA51300306	796	FA51303906	799	FA51306606	797	FA51309406
446	FA50906218	794	FA51300312	796	FA51303912	799	FA51306612	797	FA51309412
446	FA50906230	794	FA51300318	796	FA51303918	799	FA51306618	797	FA51309418
446	FA50906233	794	FA51300330	796	FA51303930	799	FA51306630	797	FA51309430
446	FA50906301	794	FA51300333	796	FA51303933	799	FA51306633	797	FA51309433
446	FA50906306	794	FA51301201	797	FA51304701	799	FA51306801	798	FA51309601
446	FA50906312	794	FA51301206	797	FA51304706	799	FA51306806	798	FA51309606
446	FA50906318	794	FA51301212	797	FA51304712	799	FA51306812	798	FA51309612
446	FA50906330	794	FA51301218	797	FA51304718	799	FA51306818	798	FA51309618
446	FA50906333	794	FA51301230	797	FA51304730	799	FA51306830	798	FA51309630
446	FA50906501	794	FA51301233	797	FA51304733	799	FA51306833	798	FA51309633
446	FA50906506	794	FA51301301	797	FA51304801	799	FA51306901	798	FA51309801
446	FA50906512	794	FA51301306	797	FA51304806	799	FA51306906	798	FA51309806
446	FA50906518	794	FA51301312	797	FA51304812	799	FA51306912	798	FA51309812
446	FA50906530	794	FA51301318	797	FA51304818	799	FA51306918	798	FA51309818
446	FA50906533	794	FA51301330	797	FA51304830	799	FA51306930	798	FA51309830
456	FA51200201	794	FA51301333	797	FA51304833	799	FA51306933	798	FA51309833
456	FA51200206	795	FA51302201	797	FA51305001	794	FA51308001	799	FA51310001
456	FA51200212	795	FA51302206	797	FA51305006	794	FA51308006	799	FA51310006
456	FA51200218	795	FA51302212	797	FA51305012	794	FA51308012	799	FA51310012
456	FA51200230	795	FA51302218	797	FA51305018	794	FA51308018	799	FA51310018
456	FA51200233	795	FA51302230	797	FA51305030	794	FA51308030	799	FA51310030
456	FA51200301	795	FA51302233	797	FA51305033	794	FA51308033	799	FA51310033
456	FA51200306	795	FA51302301	797	FA51305101	794	FA51308201	799	FA51310201
456	FA51200312	795	FA51302306	797	FA51305106	794	FA51308206	799	FA51310206
456	FA51200318	795	FA51302312	797	FA51305112	794	FA51308212	799	FA51310212
456	FA51200330	795	FA51302318	797	FA51305118	794	FA51308218	799	FA51310218
456	FA51200333	795	FA51302330	797	FA51305130	794	FA51308230	799	FA51310230
456	FA51200501	795	FA51302333	797	FA51305133	794	FA51308233	799	FA51310233
456	FA51200506	795	FA51303201	798	FA51305901	795	FA51308401	509	FA51700256
456	FA51200512	795	FA51303206	798	FA51305906	795	FA51308406	509	FA51700356
456	FA51200518	795	FA51303212	798	FA51305912	795	FA51308412	509	FA51700556
456	FA51200530	795	FA51303218	798	FA51305918	795	FA51308418	509	FA51701256

Page	Reference	Page	Reference	Page	Reference	Page	Reference	Page	Reference
509	FA51701356	531	FA51704356	504	FA51800856	527	FA51807230	527	FA51827256
509	FA51701456	531	FA51704501	504	FA51800956	527	FA51807233	528	FA51828201
509	FA51701556	531	FA51704506	505	FA51801256	527	FA51807256	528	FA51828206
509	FA51701656	531	FA51704512	505	FA51801356	527	FA51807301	528	FA51828212
509	FA51701756	531	FA51704518	506	FA51801556	527	FA51807306	528	FA51828218
530	FA51702201	531	FA51704530	506	FA51801656	527	FA51807312	528	FA51828230
530	FA51702206	531	FA51704533	506	FA51802256	527	FA51807318	528	FA51828233
530	FA51702212	531	FA51704556	506	FA51802356	527	FA51807330	528	FA51828256
530	FA51702218	531	FA51705201	506	FA51802556	527	FA51807333	790	FA5230
530	FA51702230	531	FA51705206	506	FA51802656	527	FA51807356	676	FA523002.A
530	FA51702233	531	FA51705212	506	FA51803256	528	FA51808201	676	FA523003
530	FA51702256	531	FA51705218	506	FA51803356	528	FA51808206	676	FA523012.A
530	FA51702301	531	FA51705230	505	FA51803456	528	FA51808212	676	FA523013
530	FA51702306	531	FA51705233	505	FA51803556	528	FA51808218	677	FA523022.A
530	FA51702312	531	FA51705256	526	FA51804201	528	FA51808230	677	FA523023
530	FA51702318	531	FA51705301	526	FA51804206	528	FA51808233	677	FA523032.A
530	FA51702330	531	FA51705306	526	FA51804212	528	FA51808256	677	FA523033
530	FA51702333	531	FA51705312	526	FA51804218	528	FA51808301	678	FA523042.A
530	FA51702356	531	FA51705318	526	FA51804230	528	FA51808306	678	FA523043
530	FA51702501	531	FA51705330	526	FA51804233	528	FA51808312	678	FA523052.A
530	FA51702506	531	FA51705333	526	FA51804256	528	FA51808318	678	FA523053
530	FA51702512	531	FA51705356	526	FA51804301	528	FA51808330	679	FA523062.A
530	FA51702518	531	FA51705501	526	FA51804306	528	FA51808333	679	FA523063
530	FA51702530	531	FA51705506	526	FA51804312	528	FA51808356	679	FA523072.A
530	FA51702533	531	FA51705512	526	FA51804318	505	FA51820256	679	FA523073
530	FA51702556	531	FA51705518	526	FA51804330	504	FA51820556	676	FA523203
530	FA51703201	531	FA51705530	526	FA51804333	504	FA51820856	676	FA523213
530	FA51703206	531	FA51705533	526	FA51804356	505	FA51821256	677	FA523223
530	FA51703212	531	FA51705556	526	FA51805201	506	FA51821556	677	FA523233
530	FA51703218	532	FA51706201	526	FA51805206	506	FA51822256	678	FA523243
530	FA51703230	532	FA51706206	526	FA51805212	506	FA51822556	678	FA523253
530	FA51703233	532	FA51706212	526	FA51805218	506	FA51823256	679	FA523263
530	FA51703256	532	FA51706218	526	FA51805230	505	FA51823456	679	FA523273
530	FA51703301	532	FA51706230	526	FA51805233	526	FA51824201	551	FA524002
530	FA51703306	532	FA51706233	526	FA51805256	526	FA51824206	551	FA524003
530	FA51703312	532	FA51706256	526	FA51805301	526	FA51824212	551	FA524004
530	FA51703318	532	FA51706301	526	FA51805306	526	FA51824218	551	FA524005
530	FA51703330	532	FA51706306	526	FA51805312	526	FA51824230	550	FA524012
530	FA51703333	532	FA51706312	526	FA51805318	526	FA51824233	550	FA524013
530	FA51703356	532	FA51706318	526	FA51805330	526	FA51824256	550	FA524015
530	FA51703501	532	FA51706330	526	FA51805333	526	FA51825201	550	FA524022
530	FA51703506	532	FA51706333	526	FA51805356	526	FA51825206	550	FA524023
530	FA51703512	532	FA51706356	527	FA51806201	526	FA51825212	550	FA524025
530	FA51703518	532	FA51706501	527	FA51806206	526	FA51825218	555	FA524102
530	FA51703530	532	FA51706506	527	FA51806212	526	FA51825230	555	FA524103
530	FA51703533	532	FA51706512	527	FA51806218	526	FA51825233	555	FA524104
530	FA51703556	532	FA51706518	527	FA51806230	526	FA51825256	555	FA524105
531	FA51704201	532	FA51706530	527	FA51806233	527	FA51826201	554	FA524112
531	FA51704206	532	FA51706533	527	FA51806256	527	FA51826206	554	FA524113
531	FA51704212	532	FA51706556	527	FA51806301	527	FA51826212	554	FA524115
531	FA51704218	508	FA51711256	527	FA51806306	527	FA51826218	554	FA524122
531	FA51704230	508	FA51711356	527	FA51806312	527	FA51826230	554	FA524123
531	FA51704233	508	FA51711556	527	FA51806318	527	FA51826233	554	FA524125
531	FA51704256	508	FA51712256	527	FA51806330	527	FA51826256	553	FA524502
531	FA51704301	508	FA51712356	527	FA51806333	527	FA51827201	553	FA524503
531	FA51704306	508	FA51712556	527	FA51806356	527	FA51827206	553	FA524504
531	FA51704312	505	FA51800256	527	FA51807201	527	FA51827212	553	FA524505
531	FA51704318	505	FA51800356	527	FA51807206	527	FA51827218	552	FA524512
531	FA51704330	504	FA51800556	527	FA51807212	527	FA51827230	552	FA524513
531	FA51704333	504	FA51800656	527	FA51807218	527	FA51827233	552	FA524515

Page	Reference	Page	Reference	Page	Reference	Page	Reference	Page	Reference
552	FA524522	838	FA52504318	841	FA52507218	840	FA52508333	847	FA52510306
552	FA524523	838	FA52504330	841	FA52507218-300	840	FA52508333-300	847	FA52510306-300
552	FA524525	838	FA52504333	841	FA52507218-310	840	FA52508333-310	847	FA52510306-310
836	FA52500201.A	838	FA52505201	841	FA52507230	840	FA52509201	847	FA52510312
836	FA52500206.A	838	FA52505206	841	FA52507230-300	840	FA52509201-300	847	FA52510312-300
836	FA52500212.A	838	FA52505212	841	FA52507230-310	840	FA52509201-310	847	FA52510312-310
836	FA52500218.A	838	FA52505218	841	FA52507233	840	FA52509206	847	FA52510318
836	FA52500230.A	838	FA52505230	841	FA52507233-300	840	FA52509206-300	847	FA52510318-300
836	FA52500233.A	838	FA52505233	841	FA52507233-310	840	FA52509206-310	847	FA52510318-310
836	FA52500301.A	838	FA52505301	841	FA52507301	840	FA52509212	847	FA52510330
836	FA52500306.A	838	FA52505306	841	FA52507301-300	840	FA52509212-300	847	FA52510330-300
836	FA52500312.A	838	FA52505312	841	FA52507301-310	840	FA52509212-310	847	FA52510330-310
836	FA52500318.A	838	FA52505318	841	FA52507306	840	FA52509218	847	FA52510333
836	FA52500330.A	838	FA52505330	841	FA52507306-300	840	FA52509218-300	847	FA52510333-300
836	FA52500333.A	838	FA52505333	841	FA52507306-310	840	FA52509218-310	847	FA52510333-310
836	FA52501201.A	841	FA52506201	841	FA52507312	840	FA52509230	847	FA52511201
836	FA52501206.A	841	FA52506201-300	841	FA52507312-300	840	FA52509230-300	847	FA52511201-300
836	FA52501212.A	841	FA52506201-310	841	FA52507312-310	840	FA52509230-310	847	FA52511201-310
836	FA52501218.A	841	FA52506206	841	FA52507318	840	FA52509233	847	FA52511206
836	FA52501230.A	841	FA52506206-300	841	FA52507318-300	840	FA52509233-300	847	FA52511206-300
836	FA52501233.A	841	FA52506206-310	841	FA52507318-310	840	FA52509233-310	847	FA52511206-310
836	FA52501301.A	841	FA52506212	841	FA52507330	840	FA52509301	847	FA52511212
836	FA52501306.A	841	FA52506212-300	841	FA52507330-300	840	FA52509301-300	847	FA52511212-300
836	FA52501312.A	841	FA52506212-310	841	FA52507330-310	840	FA52509301-310	847	FA52511212-310
836	FA52501318.A	841	FA52506218	841	FA52507333	840	FA52509306	847	FA52511218
836	FA52501330.A	841	FA52506218-300	841	FA52507333-300	840	FA52509306-300	847	FA52511218-300
836	FA52501333.A	841	FA52506218-310	841	FA52507333-310	840	FA52509306-310	847	FA52511218-310
836	FA52502201.A	841	FA52506230	840	FA52508201	840	FA52509312	847	FA52511230
836	FA52502206.A	841	FA52506230-300	840	FA52508201-300	840	FA52509312-300	847	FA52511230-300
836	FA52502212.A	841	FA52506230-310	840	FA52508201-310	840	FA52509312-310	847	FA52511230-310
836	FA52502218.A	841	FA52506233	840	FA52508206	840	FA52509318	847	FA52511233
836	FA52502230.A	841	FA52506233-300	840	FA52508206-300	840	FA52509318-300	847	FA52511233-300
836	FA52502233.A	841	FA52506233-310	840	FA52508206-310	840	FA52509318-310	847	FA52511233-310
836	FA52502301.A	841	FA52506301	840	FA52508212	840	FA52509330	847	FA52511301
836	FA52502306.A	841	FA52506301-300	840	FA52508212-300	840	FA52509330-300	847	FA52511301-300
836	FA52502312.A	841	FA52506301-310	840	FA52508212-310	840	FA52509330-310	847	FA52511301-310
836	FA52502318.A	841	FA52506306	840	FA52508218	840	FA52509333	847	FA52511306
836	FA52502330.A	841	FA52506306-300	840	FA52508218-300	840	FA52509333-300	847	FA52511306-300
836	FA52502333.A	841	FA52506306-310	840	FA52508218-310	840	FA52509333-310	847	FA52511306-310
838	FA52503201	841	FA52506312	840	FA52508230	847	FA52510201	847	FA52511312
838	FA52503206	841	FA52506312-300	840	FA52508230-300	847	FA52510201-300	847	FA52511312-300
838	FA52503212	841	FA52506312-310	840	FA52508230-310	847	FA52510201-310	847	FA52511312-310
838	FA52503218	841	FA52506318	840	FA52508233	847	FA52510206	847	FA52511318
838	FA52503230	841	FA52506318-300	840	FA52508233-300	847	FA52510206-300	847	FA52511318-300
838	FA52503233	841	FA52506318-310	840	FA52508233-310	847	FA52510206-310	847	FA52511318-310
838	FA52503301	841	FA52506330	840	FA52508301	847	FA52510212	847	FA52511330
838	FA52503306	841	FA52506330-300	840	FA52508301-300	847	FA52510212-300	847	FA52511330-300
838	FA52503312	841	FA52506330-310	840	FA52508301-310	847	FA52510212-310	847	FA52511330-310
838	FA52503318	841	FA52506333	840	FA52508306	847	FA52510218	847	FA52511333
838	FA52503330	841	FA52506333-300	840	FA52508306-300	847	FA52510218-300	847	FA52511333-300
838	FA52503333	841	FA52506333-310	840	FA52508306-310	847	FA52510218-310	847	FA52511333-310
838	FA52504201	841	FA52507201	840	FA52508312	847	FA52510230	846	FA52512201
838	FA52504206	841	FA52507201-300	840	FA52508312-300	847	FA52510230-300	846	FA52512201-300
838	FA52504212	841	FA52507201-310	840	FA52508312-310	847	FA52510230-310	846	FA52512201-310
838	FA52504218	841	FA52507206	840	FA52508318	847	FA52510233	846	FA52512206
838	FA52504230	841	FA52507206-300	840	FA52508318-300	847	FA52510233-300	846	FA52512206-300
838	FA52504233	841	FA52507206-310	840	FA52508318-310	847	FA52510233-310	846	FA52512206-310
838	FA52504301	841	FA52507212	840	FA52508330	847	FA52510301	846	FA52512212
838	FA52504306	841	FA52507212-300	840	FA52508330-300	847	FA52510301-300	846	FA52512212-300
838	FA52504312	841	FA52507212-310	840	FA52508330-310	847	FA52510301-310	846	FA52512212-310

Page	Reference	Page	Reference	Page	Reference	Page	Reference	Page	Reference
846	FA52512218	846	FA52513318	840	FA52515233	846	FA52516006	847	FA52516618
846	FA52512218-300	846	FA52513318-300	840	FA52515233-300	846	FA52516006-300	847	FA52516618-300
846	FA52512218-310	846	FA52513318-310	840	FA52515233-310	846	FA52516006-310	847	FA52516618-310
846	FA52512230	846	FA52513330	840	FA52515401	846	FA52516012	847	FA52516630
846	FA52512230-300	846	FA52513330-300	840	FA52515401-300	846	FA52516012-300	847	FA52516630-300
846	FA52512230-310	846	FA52513330-310	840	FA52515401-310	846	FA52516012-310	847	FA52516630-310
846	FA52512233	846	FA52513333	840	FA52515406	846	FA52516018	847	FA52516633
846	FA52512233-300	846	FA52513333-300	840	FA52515406-300	846	FA52516018-300	847	FA52516633-300
846	FA52512233-310	846	FA52513333-310	840	FA52515406-310	846	FA52516018-310	847	FA52516633-310
846	FA52512301	836	FA52514001.A	840	FA52515412	846	FA52516030	701	FA52600201.A
846	FA52512301-300	836	FA52514006.A	840	FA52515412-300	846	FA52516030-300	701	FA52600206.A
846	FA52512301-310	836	FA52514012.A	840	FA52515412-310	846	FA52516030-310	701	FA52600212.A
846	FA52512306	836	FA52514018.A	840	FA52515418	846	FA52516033	701	FA52600218.A
846	FA52512306-300	836	FA52514030.A	840	FA52515418-300	846	FA52516033-300	701	FA52600230.A
846	FA52512306-310	836	FA52514033.A	840	FA52515418-310	846	FA52516033-310	701	FA52600233.A
846	FA52512312	836	FA52514201.A	840	FA52515430	846	FA52516201	701	FA52600301.A
846	FA52512312-300	836	FA52514206.A	840	FA52515430-300	846	FA52516201-300	701	FA52600306.A
846	FA52512312-310	836	FA52514212.A	840	FA52515430-310	846	FA52516201-310	701	FA52600312.A
846	FA52512318	836	FA52514218.A	840	FA52515433	846	FA52516206	701	FA52600318.A
846	FA52512318-300	836	FA52514230.A	840	FA52515433-300	846	FA52516206-300	701	FA52600330.A
846	FA52512318-310	836	FA52514233.A	840	FA52515433-310	846	FA52516206-310	701	FA52600333.A
846	FA52512330	836	FA52514401.A	841	FA52515601	846	FA52516212	701	FA52600501.A
846	FA52512330-300	836	FA52514406.A	841	FA52515601-300	846	FA52516212-300	701	FA52600506.A
846	FA52512330-310	836	FA52514412.A	841	FA52515601-310	846	FA52516212-310	701	FA52600512.A
846	FA52512333	836	FA52514418.A	841	FA52515606	846	FA52516218	701	FA52600518.A
846	FA52512333-300	836	FA52514430.A	841	FA52515606-300	846	FA52516218-300	701	FA52600530.A
846	FA52512333-310	836	FA52514433.A	841	FA52515606-310	846	FA52516218-310	701	FA52600533.A
848	FA52512401	838	FA52514601	841	FA52515612	846	FA52516230	710	FA52700201
848	FA52512406	838	FA52514606	841	FA52515612-300	846	FA52516230-300	710	FA52700206
848	FA52512412	838	FA52514612	841	FA52515612-310	846	FA52516230-310	710	FA52700212
848	FA52512418	838	FA52514618	841	FA52515618	846	FA52516233	710	FA52700218
848	FA52512430	838	FA52514630	841	FA52515618-300	846	FA52516233-300	710	FA52700230
848	FA52512433	838	FA52514633	841	FA52515618-310	846	FA52516233-310	710	FA52700233
846	FA52513201	838	FA52514801	841	FA52515630	847	FA52516401	710	FA52700301
846	FA52513201-300	838	FA52514806	841	FA52515630-300	847	FA52516401-300	710	FA52700306
846	FA52513201-310	838	FA52514812	841	FA52515630-310	847	FA52516401-310	710	FA52700312
846	FA52513206	838	FA52514818	841	FA52515633	847	FA52516406	710	FA52700318
846	FA52513206-300	838	FA52514830	841	FA52515633-300	847	FA52516406-300	710	FA52700330
846	FA52513206-310	838	FA52514833	841	FA52515633-310	847	FA52516406-310	710	FA52700333
846	FA52513212	838	FA52515001	841	FA52515801	847	FA52516412	710	FA52700501
846	FA52513212-300	838	FA52515006	841	FA52515801-300	847	FA52516412-300	710	FA52700506
846	FA52513212-310	838	FA52515012	841	FA52515801-310	847	FA52516412-310	710	FA52700512
846	FA52513218	838	FA52515018	841	FA52515806	847	FA52516418	710	FA52700518
846	FA52513218-300	838	FA52515030	841	FA52515806-300	847	FA52516418-300	710	FA52700530
846	FA52513218-310	838	FA52515033	841	FA52515806-310	847	FA52516418-310	710	FA52700533
846	FA52513230	840	FA52515201	841	FA52515812	847	FA52516430	710	FA52701201
846	FA52513230-300	840	FA52515201-300	841	FA52515812-300	847	FA52516430-300	710	FA52701206
846	FA52513230-310	840	FA52515201-310	841	FA52515812-310	847	FA52516430-310	710	FA52701212
846	FA52513233	840	FA52515206	841	FA52515818	847	FA52516433	710	FA52701218
846	FA52513233-300	840	FA52515206-300	841	FA52515818-300	847	FA52516433-300	710	FA52701230
846	FA52513233-310	840	FA52515206-310	841	FA52515818-310	847	FA52516433-310	710	FA52701233
846	FA52513301	840	FA52515212	841	FA52515830	847	FA52516601	710	FA52701301
846	FA52513301-300	840	FA52515212-300	841	FA52515830-300	847	FA52516601-300	710	FA52701306
846	FA52513301-310	840	FA52515212-310	841	FA52515830-310	847	FA52516601-310	710	FA52701312
846	FA52513306	840	FA52515218	841	FA52515833	847	FA52516606	710	FA52701318
846	FA52513306-300	840	FA52515218-300	841	FA52515833-300	847	FA52516606-300	710	FA52701330
846	FA52513306-310	840	FA52515218-310	841	FA52515833-310	847	FA52516606-310	710	FA52701333
846	FA52513312	840	FA52515230	846	FA52516001	847	FA52516612	710	FA52701501
846	FA52513312-300	840	FA52515230-300	846	FA52516001-300	847	FA52516612-300	710	FA52701506
846	FA52513312-310	840	FA52515230-310	846	FA52516001-310	847	FA52516612-310	710	FA52701512

Page	Reference	Page	Reference	Page	Reference	Page	Reference	Page	Reference
710	FA52701518	739	FA53101130-300.A	741	FA53102401-310.A	738	FA53104106.A	741	FA53122101-310.A
710	FA52701530	739	FA53101130-310	741	FA53102401.A	738	FA53104112.A	741	FA53122101.A
710	FA52701533	739	FA53101133	741	FA53102406-300.B	738	FA53104118.A	741	FA53122106-300.B
501	FA53000256.A	739	FA53101133-300.A	741	FA53102406-310.A	738	FA53104130.A	741	FA53122106-310.A
501	FA53000356.A	739	FA53101133-310	741	FA53102406.A	738	FA53104133.A	741	FA53122106.A
502	FA53000556	739	FA53101201-300.B	741	FA53102412-300.B	738	FA53104201.A	741	FA53122112-300.B
502	FA53000656	739	FA53101201-310.A	741	FA53102412-310.A	738	FA53104206.A	741	FA53122112-310.A
501	FA53000756.A	739	FA53101201.A	741	FA53102412.A	738	FA53104212.A	741	FA53122112.A
501	FA53000856.A	739	FA53101206-300.B	741	FA53102418-300.B	738	FA53104218.A	741	FA53122118-300.B
502	FA53000956	739	FA53101206-310.A	741	FA53102418-310.A	738	FA53104230.A	741	FA53122118-310.A
502	FA53001056	739	FA53101206.A	741	FA53102418.A	738	FA53104233.A	741	FA53122118.A
739	FA53100801-300.B	739	FA53101212-300.B	741	FA53102430-300.B	738	FA53104301.A	741	FA53122130-300.B
739	FA53100801-310.A	739	FA53101212-310.A	741	FA53102430-310.A	738	FA53104306.A	741	FA53122130-310.A
739	FA53100801.A	739	FA53101212.A	741	FA53102430.A	738	FA53104312.A	741	FA53122130.A
739	FA53100806-300.B	739	FA53101218-300.B	741	FA53102433-300.B	738	FA53104318.A	741	FA53122133-300.B
739	FA53100806-310.A	739	FA53101218-310.A	741	FA53102433-310.A	738	FA53104330.A	741	FA53122133-310.A
739	FA53100806.A	739	FA53101218.A	741	FA53102433.A	738	FA53104333.A	741	FA53122133.A
739	FA53100812-300.B	739	FA53101230-300.B	741	FA53102501-300.B	738	FA53104401.A	741	FA53122401-300.B
739	FA53100812-310.A	739	FA53101230-310.A	741	FA53102501-310.A	738	FA53104406.A	741	FA53122401-310.A
739	FA53100812.A	739	FA53101230.A	741	FA53102501.A	738	FA53104412.A	741	FA53122401.A
739	FA53100818-300.B	739	FA53101233-300.B	741	FA53102506-300.B	738	FA53104418.A	741	FA53122406-300.B
739	FA53100818-310.A	739	FA53101233-310.A	741	FA53102506-310.A	738	FA53104430.A	741	FA53122406-310.A
739	FA53100818.A	739	FA53101233.A	741	FA53102506.A	738	FA53104433.A	741	FA53122406.A
739	FA53100830-300.B	741	FA53102001-300.B	741	FA53102512-300.B	739	FA53120901-300.B	741	FA53122412-300.B
739	FA53100830-310.A	741	FA53102001-310.A	741	FA53102512-310.A	739	FA53120901-310.A	741	FA53122412-310.A
739	FA53100830.A	741	FA53102001.A	741	FA53102512.A	739	FA53120901.A	741	FA53122412.A
739	FA53100833-300.B	741	FA53102006-300.B	741	FA53102518-300.B	739	FA53120906-300.B	741	FA53122418-300.B
739	FA53100833-310.A	741	FA53102006-310.A	741	FA53102518-310.A	739	FA53120906-310.A	741	FA53122418-310.A
739	FA53100833.A	741	FA53102006.A	741	FA53102518.A	739	FA53120906.A	741	FA53122418.A
739	FA53100901-300.B	741	FA53102012-300.B	741	FA53102530-300.B	739	FA53120912-300.B	741	FA53122430-300.B
739	FA53100901-310.A	741	FA53102012-310.A	741	FA53102530-310.A	739	FA53120912-310.A	741	FA53122430-310.A
739	FA53100901.A	741	FA53102012.A	741	FA53102530.A	739	FA53120912.A	741	FA53122430.A
739	FA53100906-300.B	741	FA53102018-300.B	741	FA53102533-300.B	739	FA53120918-300.B	741	FA53122433-300.B
739	FA53100906-310.A	741	FA53102018-310.A	741	FA53102533-310.A	739	FA53120918-310.A	741	FA53122433-310.A
739	FA53100906.A	741	FA53102018.A	741	FA53102533.A	739	FA53120918.A	741	FA53122433.A
739	FA53100912-300.B	741	FA53102030-300.B	738	FA53102901	739	FA53120930-300.B	738	FA53124201.A
739	FA53100912-310.A	741	FA53102030-310.A	738	FA53102906	739	FA53120930-310.A	738	FA53124206.A
739	FA53100912.A	741	FA53102030.A	738	FA53102912	739	FA53120930.A	738	FA53124212.A
739	FA53100918-300.B	741	FA53102033-300.B	738	FA53102918	739	FA53120933-300.B	738	FA53124218.A
739	FA53100918-310.A	741	FA53102033-310.A	738	FA53102930	739	FA53120933-310.A	738	FA53124230.A
739	FA53100918.A	741	FA53102033.A	738	FA53102933	739	FA53120933.A	738	FA53124233.A
739	FA53100930-300.B	741	FA53102101-300.B	738	FA53103001	739	FA53121201-300.B	738	FA53124401.A
739	FA53100930-310.A	741	FA53102101-310.A	738	FA53103006	739	FA53121201-310.A	738	FA53124406.A
739	FA53100930.A	741	FA53102101.A	738	FA53103012	739	FA53121201.A	738	FA53124412.A
739	FA53100933-300.B	741	FA53102106-300.B	738	FA53103018	739	FA53121206-300.B	738	FA53124418.A
739	FA53100933-310.A	741	FA53102106-310.A	738	FA53103030	739	FA53121206-310.A	738	FA53124430.A
739	FA53100933.A	741	FA53102106.A	738	FA53103033	739	FA53121206.A	738	FA53124433.A
739	FA53101101	741	FA53102112-300.B	740	FA53103101	739	FA53121212-300.B	376	FA53200201.A
739	FA53101101-300.A	741	FA53102112-310.A	740	FA53103106	739	FA53121212-310.A	376	FA53200201-300.B
739	FA53101101-310	741	FA53102112.A	740	FA53103112	739	FA53121212.A	376	FA53200201-310.A
739	FA53101106	741	FA53102118-300.B	740	FA53103118	739	FA53121218-300.B	376	FA53200206.A
739	FA53101106-300.A	741	FA53102118-310.A	740	FA53103130	739	FA53121218-310.A	376	FA53200206-300.B
739	FA53101106-310	741	FA53102118.A	740	FA53103133	739	FA53121218.A	376	FA53200206-310.A
739	FA53101112	741	FA53102130-300.B	740	FA53103201	739	FA53121230-300.B	376	FA53200212.A
739	FA53101112-300.A	741	FA53102130-310.A	740	FA53103206	739	FA53121230-310.A	376	FA53200212-300.B
739	FA53101112-310	741	FA53102130.A	740	FA53103212	739	FA53121230.A	376	FA53200212-310.A
739	FA53101118	741	FA53102133-300.B	740	FA53103218	739	FA53121233-300.B	376	FA53200218.A
739	FA53101118-300.A	741	FA53102133-310.A	740	FA53103230	739	FA53121233-310.A	376	FA53200218-300.B
739	FA53101118-310	741	FA53102133.A	740	FA53103233	739	FA53121233.A	376	FA53200218-310.A
739	FA53101130	741	FA53102401-300.B	738	FA53104101.A	741	FA53122101-300.B	376	FA53200230.A

Page	Reference	Page	Reference	Page	Reference	Page	Reference	Page	Reference
376	FA53200230-300.B	377	FA53200801-300.B	376	FA53201712-300.B	722	FA53301201-300	722	FA53305101-300
376	FA53200230-310.A	377	FA53200801-310.A	376	FA53201712-310.A	722	FA53301201-310	722	FA53305101-310
376	FA53200233.A	377	FA53200806.A	376	FA53201718.A	722	FA53301206	722	FA53305106
376	FA53200233-300.B	377	FA53200806-300.B	376	FA53201718-300.B	722	FA53301206-300	722	FA53305106-300
376	FA53200233-310.A	377	FA53200806-310.A	376	FA53201718-310.A	722	FA53301206-310	722	FA53305106-310
376	FA53200301.A	377	FA53200812.A	376	FA53201730.A	722	FA53301212	722	FA53305112
376	FA53200301-300.B	377	FA53200812-300.B	376	FA53201730-300.B	722	FA53301212-300	722	FA53305112-300
376	FA53200301-310.A	377	FA53200812-310.A	376	FA53201730-310.A	722	FA53301212-310	722	FA53305112-310
376	FA53200306.A	377	FA53200818.A	376	FA53201733.A	722	FA53301218	722	FA53305118
376	FA53200306-300.B	377	FA53200818-300.B	376	FA53201733-300.B	722	FA53301218-300	722	FA53305118-300
376	FA53200306-310.A	377	FA53200818-310.A	376	FA53201733-310.A	722	FA53301218-310	722	FA53305118-310
376	FA53200312.A	377	FA53200830.A	377	FA53202001.A	722	FA53301230	722	FA53305130
376	FA53200312-300.B	377	FA53200830-300.B	377	FA53202001-300.B	722	FA53301230-300	722	FA53305130-300
376	FA53200312-310.A	377	FA53200830-310.A	377	FA53202001-310.A	722	FA53301230-310	722	FA53305130-310
376	FA53200318.A	377	FA53200833.A	377	FA53202006.A	722	FA53301233	722	FA53305133
376	FA53200318-300.B	377	FA53200833-300.B	377	FA53202006-300.B	722	FA53301233-300	722	FA53305133-300
376	FA53200318-310.A	377	FA53200833-310.A	377	FA53202006-310.A	722	FA53301233-310	722	FA53305133-310
376	FA53200330.A	377	FA53200901.A	377	FA53202012.A	720	FA53302101	720	FA53305201
376	FA53200330-300.B	377	FA53200901-300.B	377	FA53202012-300.B	720	FA53302101-300	720	FA53305201-300
376	FA53200330-310.A	377	FA53200901-310.A	377	FA53202012-310.A	720	FA53302101-310	720	FA53305201-310
376	FA53200333.A	377	FA53200906.A	377	FA53202018.A	720	FA53302106	720	FA53305206
376	FA53200333-300.B	377	FA53200906-300.B	377	FA53202018-300.B	720	FA53302106-300	720	FA53305206-300
376	FA53200333-310.A	377	FA53200906-310.A	377	FA53202018-310.A	720	FA53302106-310	720	FA53305206-310
376	FA53200501.A	377	FA53200912.A	377	FA53202030.A	720	FA53302112	720	FA53305212
376	FA53200501-300.B	377	FA53200912-300.B	377	FA53202030-300.B	720	FA53302112-300	720	FA53305212-300
376	FA53200501-310.A	377	FA53200912-310.A	377	FA53202030-310.A	720	FA53302112-310	720	FA53305212-310
376	FA53200506.A	377	FA53200918.A	377	FA53202033.A	720	FA53302118	720	FA53305218
376	FA53200506-300.B	377	FA53200918-300.B	377	FA53202033-300.B	720	FA53302118-300	720	FA53305218-300
376	FA53200506-310.A	377	FA53200918-310.A	377	FA53202033-310.A	720	FA53302118-310	720	FA53305218-310
376	FA5320051.A	377	FA53200930.A	724	FA53300101	720	FA53302130	720	FA53305230
376	FA53200512-300.B	377	FA53200930-300.B	724	FA53300106	720	FA53302130-300	720	FA53305230-300
376	FA53200512-310.A	377	FA53200930-310.A	724	FA53300112	720	FA53302130-310	720	FA53305230-310
376	FA53200518.A	377	FA53200933.A	724	FA53300118	720	FA53302133	720	FA53305233
376	FA53200518-300.B	377	FA53200933-300.B	724	FA53300130	720	FA53302133-300	720	FA53305233-300
376	FA53200518-310.A	377	FA53200933-310.A	724	FA53300133	720	FA53302133-310	720	FA53305233-310
376	FA53200530.A	376	FA53201401.A	724	FA53300201	720	FA53302201	724	FA533221
376	FA53200530-300.B	376	FA53201401-300.B	724	FA53300206	720	FA53302201-300	724	FA533222
376	FA53200530-310.A	376	FA53201401-310.A	724	FA53300212	720	FA53302201-310	725	FA533223
376	FA53200533.A	376	FA53201406.A	724	FA53300218	720	FA53302206	725	FA533224
376	FA53200533-300.B	376	FA53201406-300.B	724	FA53300230	720	FA53302206-300	724	FA533231
376	FA53200533-310.A	376	FA53201406-310.A	724	FA53300233	720	FA53302206-310	724	FA533232
376	FA53200601.A	376	FA53201412.A	722	FA53301101	720	FA53302212	725	FA533233
376	FA53200601-300.B	376	FA53201412-300.B	722	FA53301101-300	720	FA53302212-300	725	FA533234
376	FA53200601-310.A	376	FA53201412-310.A	722	FA53301101-310	720	FA53302212-310	724	FA533241
376	FA53200606.A	376	FA53201418.A	722	FA53301106	720	FA53302218	724	FA533242
376	FA53200606-300.B	376	FA53201418-300.B	722	FA53301106-300	720	FA53302218-300	725	FA533243
376	FA53200606-310.A	376	FA53201418-310.A	722	FA53301106-310	720	FA53302218-310	725	FA533244
376	FA53200612.A	376	FA53201430.A	722	FA53301112	720	FA53302230	722	FA533321
376	FA53200612-300.B	376	FA53201430-300.B	722	FA53301112-300	720	FA53302230-300	722	FA533321-300
376	FA53200612-310.A	376	FA53201430-310.A	722	FA53301112-310	720	FA53302230-310	722	FA533321-310
376	FA53200618.A	376	FA53201433.A	722	FA53301118	720	FA53302233	723	FA533322
376	FA53200618-300.B	376	FA53201433-300.B	722	FA53301118-300	720	FA53302233-300	723	FA533322-300
376	FA53200618-310.A	376	FA53201433-310.A	722	FA53301118-310	720	FA53302233-310	723	FA533322-310
376	FA53200630.A	376	FA53201701.A	722	FA53301130	724	FA53305001	723	FA533323
376	FA53200630-300.B	376	FA53201701-300.B	722	FA53301130-300	724	FA53305006	723	FA533323-300
376	FA53200630-310.A	376	FA53201701-310.A	722	FA53301130-310	724	FA53305012	723	FA533323-310
376	FA53200633.A	376	FA53201706.A	722	FA53301133	724	FA53305018	723	FA533324
376	FA53200633-300.B	376	FA53201706-300.B	722	FA53301133-300	724	FA53305030	723	FA533324-300
376	FA53200633-310.A	376	FA53201706-310.A	722	FA53301133-310	724	FA53305033	723	FA533324-310
377	FA53200801.A	376	FA53201712.A	722	FA53301201	722	FA53305101	722	FA533331

Page	Reference	Page	Reference	Page	Reference	Page	Reference	Page	Reference
722	FA533331-300	498	FA53400356	494	FA53404256-300	519	FA53500230	522	FA53501730
722	FA533331-310	498	FA53400556.A	494	FA53404256-310	519	FA53500233	522	FA53501733
723	FA533332	498	FA53400656.A	494	FA53404356	519	FA53500301	522	FA53501801
723	FA533332-300	498	FA53400856.A	494	FA53404356-300	519	FA53500306	522	FA53501806
723	FA533332-310	498	FA53400956.A	494	FA53404356-310	519	FA53500312	522	FA53501812
723	FA533333	499	FA53401156.A	495	FA53404556	519	FA53500318	522	FA53501818
723	FA533333-300	499	FA53401256.A	495	FA53404556-300	519	FA53500330	522	FA53501830
723	FA533333-310	499	FA53401456	495	FA53404556-310	519	FA53500333	522	FA53501833
723	FA533334	499	FA53401556	495	FA53404656	521	FA53500501	519	FA53502001
723	FA533334-300	499	FA53401756	495	FA53404656-300	521	FA53500506	519	FA53502006
723	FA533334-310	499	FA53401856	495	FA53404656-310	521	FA53500512	519	FA53502012
722	FA533341	496	FA53402056	495	FA53404756-300.A	521	FA53500518	519	FA53502018
722	FA533341-300	496	FA53402056-300	495	FA53404756-310.A	521	FA53500530	519	FA53502030
722	FA533341-310	496	FA53402056-310	495	FA53404756.A	521	FA53500533	519	FA53502033
723	FA533342	496	FA53402156	495	FA53404856-300.A	521	FA53500601	519	FA53502101
723	FA533342-300	496	FA53402156-300	495	FA53404856-310.A	521	FA53500606	519	FA53502106
723	FA533342-310	496	FA53402156-310	495	FA53404856.A	521	FA53500612	519	FA53502112
723	FA533343	496	FA53402356	498	FA53405156	521	FA53500618	519	FA53502118
723	FA533343-300	496	FA53402356-300	498	FA53405256.A	521	FA53500630	519	FA53502130
723	FA533343-310	496	FA53402356-310	498	FA53405356.A	521	FA53500633	519	FA53502133
723	FA533344	496	FA53402456	499	FA53405456.A	523	FA53500801	521	FA53502301
723	FA533344-300	496	FA53402456-300	499	FA53405556	523	FA53500806	521	FA53502306
723	FA533344-310	496	FA53402456-310	499	FA53405656	523	FA53500812	521	FA53502312
720	FA533421	496	FA53402656	496	FA53405756	523	FA53500818	521	FA53502318
720	FA533421-300	496	FA53402656-300	496	FA53405756-300	523	FA53500830	521	FA53502330
720	FA533421-310	496	FA53402656-310	496	FA53405756-310	523	FA53500833	521	FA53502333
721	FA533422	496	FA53402756	496	FA53405856	523	FA53500901	521	FA53502401
721	FA533422-300	496	FA53402756-300	496	FA53405856-300	523	FA53500906	521	FA53502406
721	FA533422-310	496	FA53402756-310	496	FA53405856-310	523	FA53500912	521	FA53502412
721	FA533423	497	FA53402956	496	FA53405956	523	FA53500918	521	FA53502418
721	FA533423-300	497	FA53402956-300	496	FA53405956-300	523	FA53500930	521	FA53502430
721	FA533423-310	497	FA53402956-310	496	FA53405956-310	523	FA53500933	521	FA53502433
721	FA533424	497	FA53403056	497	FA53406056	518	FA53501101	523	FA53502601
721	FA533424-300	497	FA53403056-300	497	FA53406056-300	518	FA53501106	523	FA53502606
721	FA533424-310	497	FA53403056-310	497	FA53406056-310	518	FA53501112	523	FA53502612
720	FA533431	497	FA53403156-300.B	497	FA53406156-300.B	518	FA53501118	523	FA53502618
720	FA533431-300	497	FA53403156-310.A	497	FA53406156-310.A	518	FA53501130	523	FA53502630
720	FA533431-310	497	FA53403156.A	497	FA53406156.A	518	FA53501133	523	FA53502633
721	FA533432	497	FA53403256-300.B	497	FA53406256-300.B	518	FA53501201	523	FA53502701
721	FA533432-300	497	FA53403256-310.A	497	FA53406256-310.A	518	FA53501206	523	FA53502706
721	FA533432-310	497	FA53403256.A	497	FA53406256.A	518	FA53501212	523	FA53502712
721	FA533433	497	FA53403356-300.B	494	FA53406356	518	FA53501218	523	FA53502718
721	FA533433-300	497	FA53403356-310.A	494	FA53406356-300	518	FA53501230	523	FA53502730
721	FA533433-310	497	FA53403356.A	494	FA53406356-310	518	FA53501233	523	FA53502733
721	FA533434	497	FA53403456-300.B	494	FA53406456	520	FA53501401	518	FA53502901
721	FA533434-300	497	FA53403456-310.A	494	FA53406456-300	520	FA53501406	518	FA53502906
721	FA533434-310	497	FA53403456.A	494	FA53406456-310	520	FA53501412	518	FA53502912
720	FA533441	494	FA53403656	494	FA53406556	520	FA53501418	518	FA53502918
720	FA533441-300	494	FA53403656-300	494	FA53406556-300	520	FA53501430	518	FA53502930
720	FA533441-310	494	FA53403656-310	494	FA53406556-310	520	FA53501433	518	FA53502933
721	FA533442	494	FA53403756	495	FA53406656	520	FA53501501	518	FA53503001
721	FA533442-300	494	FA53403756-300	495	FA53406656-300	520	FA53501506	518	FA53503006
721	FA533442-310	494	FA53403756-310	495	FA53406656-310	520	FA53501512	518	FA53503012
721	FA533443	494	FA53403956	495	FA53406756-300.A	520	FA53501518	518	FA53503018
721	FA533443-300	494	FA53403956-300	495	FA53406756-310.A	520	FA53501530	518	FA53503030
721	FA533443-310	494	FA53403956-310	495	FA53406756.A	520	FA53501533	518	FA53503033
721	FA533444	494	FA53404056	519	FA53500201	522	FA53501701	520	FA53503201
721	FA533444-300	494	FA53404056-300	519	FA53500206	522	FA53501706	520	FA53503206
721	FA533444-310	494	FA53404056-310	519	FA53500212	522	FA53501712	520	FA53503212
498	FA53400256	494	FA53404256	519	FA53500218	522	FA53501718	520	FA53503218

Page	Reference	Page	Reference	Page	Reference	Page	Reference	Page	Reference
520	FA53503230	518	FA53504730	749	FA53601956-310	750	FA53603901.A	749	FA53611656-310.A
520	FA53503233	518	FA53504733	749	FA53602056	750	FA53604001-300.B	749	FA53611656.A
520	FA53503301	518	FA53504801	749	FA53602056-300	750	FA53604001-310.A	749	FA53611856
520	FA53503306	518	FA53504806	749	FA53602056-310	750	FA53604001.A	749	FA53611856-300
520	FA53503312	518	FA53504812	749	FA53602101-300.A	750	FA53604101-300.B	749	FA53611856-310
520	FA53503318	518	FA53504818	749	FA53602101-310.A	750	FA53604101-310.A	749	FA53612056
520	FA53503330	518	FA53504830	749	FA53602101.A	750	FA53604101.A	749	FA53612056-300
520	FA53503333	518	FA53504833	749	FA53602201-300.A	750	FA53604201-300.B	749	FA53612056-310
522	FA53503501	520	FA53504901	749	FA53602201-310.A	750	FA53604201-310.A	749	FA53612201-300.A
522	FA53503506	520	FA53504906	749	FA53602201.A	750	FA53604201.A	749	FA53612201-310.A
522	FA53503512	520	FA53504912	749	FA53602301-300.A	750	FA53604301-300.B	749	FA53612201.A
522	FA53503518	520	FA53504918	749	FA53602301-310.A	750	FA53604301-310.A	749	FA53612401-300.A
522	FA53503530	520	FA53504930	749	FA53602301.A	750	FA53604301.A	749	FA53612401-310.A
522	FA53503533	520	FA53504933	749	FA53602401-300.A	750	FA53604401-300.B	749	FA53612401.A
522	FA53503601	520	FA53505001	749	FA53602401-310.A	750	FA53604401-310.A	749	FA53612601
522	FA53503606	520	FA53505006	749	FA53602401.A	750	FA53604401.A	749	FA53612601-300
522	FA53503612	520	FA53505012	749	FA53602501	751	FA53604756-300.A	749	FA53612601-310
522	FA53503618	520	FA53505018	749	FA53602501-300	751	FA53604756-310.A	749	FA53612801
522	FA53503630	520	FA53505030	749	FA53602501-310	751	FA53604756.A	749	FA53612801-300
522	FA53503633	520	FA53505033	749	FA53602601	751	FA53604856-300.A	749	FA53612801-310
519	FA53504101	522	FA53505101	749	FA53602601-300	751	FA53604856-310.A	750	FA53613056-300.B
519	FA53504106	522	FA53505106	749	FA53602601-310	751	FA53604856.A	750	FA53613056-310.A
519	FA53504112	522	FA53505112	749	FA53602701	751	FA53604956-300.A	750	FA53613056.A
519	FA53504118	522	FA53505118	749	FA53602701-300	751	FA53604956-310.A	750	FA53613256-300.B
519	FA53504130	522	FA53505130	749	FA53602701-310	751	FA53604956.A	750	FA53613256-310.A
519	FA53504133	522	FA53505133	749	FA53602801	751	FA53605056-300.A	750	FA53613256.A
519	FA53504201	522	FA53505201	749	FA53602801-300	751	FA53605056-310.A	750	FA53613456
519	FA53504206	522	FA53505206	749	FA53602801-310	751	FA53605056.A	750	FA53613456-300.B
519	FA53504212	522	FA53505212	750	FA53602956-300.B	751	FA53605156-300.A	750	FA53613456-310.A
519	FA53504218	522	FA53505218	750	FA53602956-310.A	751	FA53605156-310.A	750	FA53613656-300.B
519	FA53504230	522	FA53505230	750	FA53602956.A	751	FA53605156.A	750	FA53613656-310.A
519	FA53504233	522	FA53505233	750	FA53603056-300.A	751	FA53605256-300.A	750	FA53613656.A
521	FA53504301	748	FA53600256	750	FA53603056-310.A	751	FA53605256-310.A	750	FA53613801-300.B
521	FA53504306	748	FA53600356	750	FA53603056.A	751	FA53605256.A	750	FA53613801-310.A
521	FA53504312	748	FA53600556	750	FA53603156-300.B	751	FA53605501-300.A	750	FA53613801.A
521	FA53504318	748	FA53600656	750	FA53603156-310.A	751	FA53605501-310.A	750	FA53614001-300.B
521	FA53504330	748	FA53600801	750	FA53603156.A	751	FA53605501.A	750	FA53614001-310.A
521	FA53504333	748	FA53600901	750	FA53603256-300.A	751	FA53605601-300.A	750	FA53614001.A
521	FA53504401	748	FA53601101	750	FA53603256-310.A	751	FA53605601-310.A	750	FA53614201
521	FA53504406	748	FA53601201	750	FA53603256.A	751	FA53605601.A	750	FA53614201-300.A
521	FA53504412	749	FA53601356-300.A	750	FA53603356-300.A	751	FA53605701-300.A	750	FA53614201-310
521	FA53504418	749	FA53601356-310.A	750	FA53603356-310.A	751	FA53605701-310.A	750	FA53614401-300.A
521	FA53504430	749	FA53601356.A	750	FA53603356.A	751	FA53605701.A	750	FA53614401-310.B
521	FA53504433	749	FA53601456-300.A	750	FA53603456-300.B	751	FA53605801-300.A	750	FA53614401.A
523	FA53504501	749	FA53601456-310.A	750	FA53603456-310.A	751	FA53605801-310.A	751	FA53614856-300.A
523	FA53504506	749	FA53601456.A	750	FA53603456.A	751	FA53605801.A	751	FA53614856-310.A
523	FA53504512	749	FA53601556-300.A	750	FA53603556-300.B	751	FA53605901-300.A	751	FA53614856.A
523	FA53504518	749	FA53601556-310.A	750	FA53603556-310.A	751	FA53605901-310.A	751	FA53615056-300.A
523	FA53504530	749	FA53601556.A	750	FA53603556.A	751	FA53605901.A	751	FA53615056-310.A
523	FA53504533	749	FA53601656-300.A	750	FA53603656-300.B	751	FA53606001-300.A	751	FA53615056.A
523	FA53504601	749	FA53601656-310.A	750	FA53603656-310.A	751	FA53606001-310.A	751	FA53615256-300.A
523	FA53504606	749	FA53601656.A	750	FA53603656.A	751	FA53606001.A	751	FA53615256-310.A
523	FA53504612	749	FA53601756	750	FA53603701-300.B	748	FA53610356	751	FA53615256.A
523	FA53504618	749	FA53601756-300	750	FA53603701-310.A	748	FA53610656	751	FA53615601-300.A
523	FA53504630	749	FA53601756-310	750	FA53603701.A	748	FA53610901	751	FA53615601-310.A
523	FA53504633	749	FA53601856	750	FA53603801-300.B	748	FA53611201	751	FA53615601.A
518	FA53504701	749	FA53601856-300	750	FA53603801-310.A	749	FA53611456-300.A	751	FA53615801-300.A
518	FA53504706	749	FA53601856-310	750	FA53603801.A	749	FA53611456-310.A	751	FA53615801-310.A
518	FA53504712	749	FA53601956	750	FA53603901-300.B	749	FA53611456.A	751	FA53615801.A
518	FA53504718	749	FA53601956-300	750	FA53603901-310.A	749	FA53611656-300.A	751	FA53616001-300.A

Page	Reference	Page	Reference	Page	Reference	Page	Reference	Page	Reference
751	FA53616001-310.A	866	FA53901533-300	868	FA53903033-300	861	FA53904533-300	863	FA53906033-300
751	FA53616001.A	866	FA53901533-310	868	FA53903033-310	861	FA53904533-310	863	FA53906033-310
865	FA53900206	866	FA53901706	868	FA53903206	862	FA53904706	863	FA53906206
865	FA53900206-300	866	FA53901706-300	868	FA53903206-300	862	FA53904706-300	863	FA53906206-300
865	FA53900206-310	866	FA53901706-310	868	FA53903206-310	862	FA53904706-310	863	FA53906206-310
865	FA53900233	866	FA53901733	868	FA53903233	862	FA53904733	863	FA53906233
865	FA53900233-300	866	FA53901733-300	868	FA53903233-300	862	FA53904733-300	863	FA53906233-300
865	FA53900233-310	866	FA53901733-310	868	FA53903233-310	862	FA53904733-310	863	FA53906233-310
865	FA53900306	866	FA53901806	868	FA53903306	862	FA53904806	863	FA53906306
865	FA53900306-300	866	FA53901806-300	868	FA53903306-300	862	FA53904806-300	863	FA53906306-300
865	FA53900306-310	866	FA53901806-310	868	FA53903306-310	862	FA53904806-310	863	FA53906306-310
865	FA53900333	866	FA53901833	868	FA53903333	862	FA53904833	863	FA53906333
865	FA53900333-300	866	FA53901833-300	868	FA53903333-300	862	FA53904833-300	863	FA53906333-300
865	FA53900333-310	866	FA53901833-310	868	FA53903333-310	862	FA53904833-310	863	FA53906333-310
865	FA53900506	867	FA53902006	868	FA53903506	862	FA53905006	864	FA53906506
865	FA53900506-300	867	FA53902006-300	868	FA53903506-300	862	FA53905006-300	864	FA53906506-300
865	FA53900506-310	867	FA53902006-310	868	FA53903506-310	862	FA53905006-310	864	FA53906506-310
865	FA53900533	867	FA53902033	868	FA53903533	862	FA53905033	864	FA53906533
865	FA53900533-300	867	FA53902033-300	868	FA53903533-300	862	FA53905033-300	864	FA53906533-300
865	FA53900533-310	867	FA53902033-310	868	FA53903533-310	862	FA53905033-310	864	FA53906533-310
865	FA53900606	867	FA53902106	868	FA53903606	862	FA53905106	864	FA53906606
865	FA53900606-300	867	FA53902106-300	868	FA53903606-300	862	FA53905106-300	864	FA53906606-300
865	FA53900606-310	867	FA53902106-310	868	FA53903606-310	862	FA53905106-310	864	FA53906606-310
865	FA53900633	867	FA53902133	868	FA53903633	862	FA53905133	864	FA53906633
865	FA53900633-300	867	FA53902133-300	868	FA53903633-300	862	FA53905133-300	864	FA53906633-300
865	FA53900633-310	867	FA53902133-310	868	FA53903633-310	862	FA53905133-310	864	FA53906633-310
865	FA53900806	867	FA53902306	861	FA53903806	862	FA53905306	864	FA53906806
865	FA53900806-300	867	FA53902306-300	861	FA53903806-300	862	FA53905306-300	864	FA53906806-300
865	FA53900806-310	867	FA53902306-310	861	FA53903806-310	862	FA53905306-310	864	FA53906806-310
865	FA53900833	867	FA53902333	861	FA53903833	862	FA53905333	864	FA53906833
865	FA53900833-300	867	FA53902333-300	861	FA53903833-300	862	FA53905333-300	864	FA53906833-300
865	FA53900833-310	867	FA53902333-310	861	FA53903833-310	862	FA53905333-310	864	FA53906833-310
865	FA53900906	867	FA53902406	861	FA53903906	862	FA53905406	864	FA53906906
865	FA53900906-300	867	FA53902406-300	861	FA53903906-300	862	FA53905406-300	864	FA53906906-300
865	FA53900906-310	867	FA53902406-310	861	FA53903906-310	862	FA53905406-310	864	FA53906906-310
865	FA53900933	867	FA53902433	861	FA53903933	862	FA53905433	864	FA53906933
865	FA53900933-300	867	FA53902433-300	861	FA53903933-300	862	FA53905433-300	864	FA53906933-300
865	FA53900933-310	867	FA53902433-310	861	FA53903933-310	862	FA53905433-310	864	FA53906933-310
866	FA53901106	867	FA53902606	861	FA53904106	863	FA53905606	864	FA53907106
866	FA53901106-300	867	FA53902606-300	861	FA53904106-300	863	FA53905606-300	864	FA53907106-300
866	FA53901106-310	867	FA53902606-310	861	FA53904106-310	863	FA53905606-310	864	FA53907106-310
866	FA53901133	867	FA53902633	861	FA53904133	863	FA53905633	864	FA53907133
866	FA53901133-300	867	FA53902633-300	861	FA53904133-300	863	FA53905633-300	864	FA53907133-300
866	FA53901133-310	867	FA53902633-310	861	FA53904133-310	863	FA53905633-310	864	FA53907133-310
866	FA53901206	867	FA53902706	861	FA53904206	863	FA53905706	864	FA53907206
866	FA53901206-300	867	FA53902706-300	861	FA53904206-300	863	FA53905706-300	864	FA53907206-300
866	FA53901206-310	867	FA53902706-310	861	FA53904206-310	863	FA53905706-310	864	FA53907206-310
866	FA53901233	867	FA53902733	861	FA53904233	863	FA53905733	864	FA53907233
866	FA53901233-300	867	FA53902733-300	861	FA53904233-300	863	FA53905733-300	864	FA53907233-300
866	FA53901233-310	867	FA53902733-310	861	FA53904233-310	863	FA53905733-310	864	FA53907233-310
866	FA53901406	868	FA53902906	861	FA53904406	863	FA53905906	860	FA53907406
866	FA53901406-300	868	FA53902906-300	861	FA53904406-300	863	FA53905906-300	860	FA53907406-300
866	FA53901406-310	868	FA53902906-310	861	FA53904406-310	863	FA53905906-310	860	FA53907406-310
866	FA53901433	868	FA53902933	861	FA53904433	863	FA53905933	860	FA53907433
866	FA53901433-300	868	FA53902933-300	861	FA53904433-300	863	FA53905933-300	860	FA53907433-300
866	FA53901433-310	868	FA53902933-310	861	FA53904433-310	863	FA53905933-310	860	FA53907433-310
866	FA53901506	868	FA53903006	861	FA53904506	863	FA53906006	860	FA53907506
866	FA53901506-300	868	FA53903006-300	861	FA53904506-300	863	FA53906006-300	860	FA53907506-300
866	FA53901506-310	868	FA53903006-310	861	FA53904506-310	863	FA53906006-310	860	FA53907506-310
866	FA53901533	868	FA53903033	861	FA53904533	863	FA53906033	860	FA53907533

Page	Reference	Page	Reference	Page	Reference	Page	Reference	Page	Reference
860	FA53907533-300	863	FA53909433-300	867	FA53911433-300	864	FA53913833-300	865	FA53915833-300
860	FA53907533-310	863	FA53909433-310	867	FA53911433-310	864	FA53913833-310	865	FA53915833-310
860	FA53907606	864	FA53909606	867	FA53911606	865	FA53914006	866	FA53916006
860	FA53907606-300	864	FA53909606-300	867	FA53911606-300	865	FA53914006-300	866	FA53916006-300
860	FA53907606-310	864	FA53909606-310	867	FA53911606-310	865	FA53914006-310	866	FA53916006-310
860	FA53907633	864	FA53909633	867	FA53911633	865	FA53914033	866	FA53916033
860	FA53907633-300	864	FA53909633-300	867	FA53911633-300	865	FA53914033-300	866	FA53916033-300
860	FA53907633-310	864	FA53909633-310	867	FA53911633-310	865	FA53914033-310	866	FA53916033-310
861	FA53907806	864	FA53909806	867	FA53911806	866	FA53914206	867	FA53916206
861	FA53907806-300	864	FA53909806-300	867	FA53911806-300	866	FA53914206-300	867	FA53916206-300
861	FA53907806-310	864	FA53909806-310	867	FA53911806-310	866	FA53914206-310	867	FA53916206-310
861	FA53907833	864	FA53909833	867	FA53911833	866	FA53914233	867	FA53916233
861	FA53907833-300	864	FA53909833-300	867	FA53911833-300	866	FA53914233-300	867	FA53916233-300
861	FA53907833-310	864	FA53909833-310	867	FA53911833-310	866	FA53914233-310	867	FA53916233-310
861	FA53908006	864	FA53910006	868	FA53912006	867	FA53914406	868	FA53916406
861	FA53908006-300	864	FA53910006-300	868	FA53912006-300	867	FA53914406-300	868	FA53916406-300
861	FA53908006-310	864	FA53910006-310	868	FA53912006-310	867	FA53914406-310	868	FA53916406-310
861	FA53908033	864	FA53910033	868	FA53912033	867	FA53914433	868	FA53916433
861	FA53908033-300	864	FA53910033-300	868	FA53912033-300	867	FA53914433-300	868	FA53916433-300
861	FA53908033-310	864	FA53910033-310	868	FA53912033-310	867	FA53914433-310	868	FA53916433-310
861	FA53908206	865	FA53910206	868	FA53912206	868	FA53914606	860	FA53916606
861	FA53908206-300	865	FA53910206-300	868	FA53912206-300	868	FA53914606-300	860	FA53916606-300
861	FA53908206-310	865	FA53910206-310	868	FA53912206-310	868	FA53914606-310	860	FA53916606-310
861	FA53908233	865	FA53910233	868	FA53912233	868	FA53914633	860	FA53916633
861	FA53908233-300	865	FA53910233-300	868	FA53912233-300	868	FA53914633-300	860	FA53916633-300
861	FA53908233-310	865	FA53910233-310	868	FA53912233-310	868	FA53914633-310	860	FA53916633-310
862	FA53908406	865	FA53910406	868	FA53912406	860	FA53914806	861	FA53916806
862	FA53908406-300	865	FA53910406-300	868	FA53912406-300	860	FA53914806-300	861	FA53916806-300
862	FA53908406-310	865	FA53910406-310	868	FA53912406-310	860	FA53914806-310	861	FA53916806-310
862	FA53908433	865	FA53910433	868	FA53912433	860	FA53914833	861	FA53916833
862	FA53908433-300	865	FA53910433-300	868	FA53912433-300	860	FA53914833-300	861	FA53916833-300
862	FA53908433-310	865	FA53910433-310	868	FA53912433-310	860	FA53914833-310	861	FA53916833-310
862	FA53908606	865	FA53910606	860	FA53913006	861	FA53915006	862	FA53917006
862	FA53908606-300	865	FA53910606-300	860	FA53913006-300	861	FA53915006-300	862	FA53917006-300
862	FA53908606-310	865	FA53910606-310	860	FA53913006-310	861	FA53915006-310	862	FA53917006-310
862	FA53908633	865	FA53910633	860	FA53913033	861	FA53915033	862	FA53917033
862	FA53908633-300	865	FA53910633-300	860	FA53913033-300	861	FA53915033-300	862	FA53917033-300
862	FA53908633-310	865	FA53910633-310	860	FA53913033-310	861	FA53915033-310	862	FA53917033-310
862	FA53908806	866	FA53910806	861	FA53913206	862	FA53915206	863	FA53917206
862	FA53908806-300	866	FA53910806-300	861	FA53913206-300	862	FA53915206-300	863	FA53917206-300
862	FA53908806-310	866	FA53910806-310	861	FA53913206-310	862	FA53915206-310	863	FA53917206-310
862	FA53908833	866	FA53910833	861	FA53913233	862	FA53915233	863	FA53917233
862	FA53908833-300	866	FA53910833-300	861	FA53913233-300	862	FA53915233-300	863	FA53917233-300
862	FA53908833-310	866	FA53910833-310	861	FA53913233-310	862	FA53915233-310	863	FA53917233-310
863	FA53909006	866	FA53911006	862	FA53913406	863	FA53915406	864	FA53917406
863	FA53909006-300	866	FA53911006-300	862	FA53913406-300	863	FA53915406-300	864	FA53917406-300
863	FA53909006-310	866	FA53911006-310	862	FA53913406-310	863	FA53915406-310	864	FA53917406-310
863	FA53909033	866	FA53911033	862	FA53913433	863	FA53915433	864	FA53917433
863	FA53909033-300	866	FA53911033-300	862	FA53913433-300	863	FA53915433-300	864	FA53917433-300
863	FA53909033-310	866	FA53911033-310	862	FA53913433-310	863	FA53915433-310	864	FA53917433-310
863	FA53909206	866	FA53911206	863	FA53913606	864	FA53915606	865	FA53917606
863	FA53909206-300	866	FA53911206-300	863	FA53913606-300	864	FA53915606-300	865	FA53917606-300
863	FA53909206-310	866	FA53911206-310	863	FA53913606-310	864	FA53915606-310	865	FA53917606-310
863	FA53909233	866	FA53911233	863	FA53913633	864	FA53915633	865	FA53917633
863	FA53909233-300	866	FA53911233-300	863	FA53913633-300	864	FA53915633-300	865	FA53917633-300
863	FA53909233-310	866	FA53911233-310	863	FA53913633-310	864	FA53915633-310	865	FA53917633-310
863	FA53909406	867	FA53911406	864	FA53913806	865	FA53915806	866	FA53917806
863	FA53909406-300	867	FA53911406-300	864	FA53913806-300	865	FA53915806-300	866	FA53917806-300
863	FA53909406-310	867	FA53911406-310	864	FA53913806-310	865	FA53915806-310	866	FA53917806-310
863	FA53909433	867	FA53911433	864	FA53913833	865	FA53915833	866	FA53917833

Page	Reference	Page	Reference	Page	Reference	Page	Reference	Page	Reference
866	FA53917833-300	769	FA54100730.A	769	FA54102830.A	700	FA54200730	818	FA8806
866	FA53917833-310	769	FA54100733.A	769	FA54102833.A	700	FA54200733	818	FA8812
867	FA53918006	769	FA54100801.A	769	FA54103001.A	700	FA54200901	818	FA8818
867	FA53918006-300	769	FA54100806.A	769	FA54103006.A	700	FA54200906	818	FA8830
867	FA53918006-310	769	FA54100812.A	769	FA54103012.A	700	FA54200912	818	FA8833
867	FA53918033	769	FA54100818.A	769	FA54103018.A	700	FA54200918	823	FA8906
867	FA53918033-300	769	FA54100830.A	769	FA54103030.A	700	FA54200930	823	FA8933
867	FA53918033-310	769	FA54100833.A	769	FA54103033.A	700	FA54200933	823	FA9006
868	FA53918206	769	FA54100901.A	770	FA54103201.A	790	FA68	823	FA9033
868	FA53918206-300	769	FA54100906.A	770	FA54103206.A	692	FA71	822	FA9306
868	FA53918206-310	769	FA54100912.A	770	FA54103212.A	692	FA72	822	FA9333
868	FA53918233	769	FA54100918.A	770	FA54103218.A	823	FA7806	822	FA9406
868	FA53918233-300	769	FA54100930.A	770	FA54103230.A	823	FA7833	688	FA941861206
868	FA53918233-310	769	FA54100933.A	770	FA54103233.A	823	FA7906	688	FA941861206-300
760	FA54000101.A	769	FA54101001.A	770	FA54103401.A	823	FA7933	688	FA941861206-310
760	FA54000106.A	769	FA54101006.A	770	FA54103406.A	692	FA81	688	FA941861233
760	FA54000112.A	769	FA54101012.A	770	FA54103412.A	692	FA82	688	FA941861233-300
760	FA54000118.A	769	FA54101018.A	770	FA54103418.A	732	FA84280001.A	688	FA941861233-310
760	FA54000130.A	769	FA54101030.A	770	FA54103430.A	732	FA84280006.A	688	FA941861306
760	FA54000133.A	769	FA54101033.A	770	FA54103433.A	732	FA84280012.A	688	FA941861306-300
760	FA54000201.A	770	FA54101101.A	771	FA54110001	732	FA84280018.A	688	FA941861306-310
760	FA54000206.A	770	FA54101106.A	771	FA54110006	732	FA84280030.A	688	FA9418613106
760	FA54000212.A	770	FA54101112.A	771	FA54110012	732	FA84280033.A	688	FA9418613106-300
760	FA54000218.A	770	FA54101118.A	771	FA54110018	732	FA844281101.A	688	FA9418613106-310
760	FA54000230.A	770	FA54101130.A	771	FA54110030	732	FA844281106.A	688	FA9418613133
760	FA54000233.A	770	FA54101133.A	771	FA54110033	732	FA844281112.A	688	FA9418613133-300
761	FA54000301	770	FA54101201.A	771	FA54110201	732	FA844281118.A	688	FA9418613133-310
761	FA54000306	770	FA54101206.A	771	FA54110206	732	FA844281130.A	688	FA941861333
761	FA54000312	770	FA54101212.A	771	FA54110212	732	FA844281133.A	688	FA941861333-300
761	FA54000318	770	FA54101218.A	771	FA54110218	732	FA844281201.A	688	FA941861333-310
761	FA54000330	770	FA54101230.A	771	FA54110230	732	FA844281206.A	689	FA941871306
761	FA54000333	770	FA54101233.A	771	FA54110233	732	FA844281212.A	689	FA941871333
768	FA54100201	770	FA54101301.A	700	FA54200201	732	FA844281218.A	690	FA941881206
768	FA54100206	770	FA54101306.A	700	FA54200206	732	FA844281230.A	690	FA941881206-300
768	FA54100212	770	FA54101312.A	700	FA54200212	732	FA844281233.A	690	FA941881206-310
768	FA54100218	770	FA54101318.A	700	FA54200218	732	FA844281301.A	690	FA941881233
768	FA54100230	770	FA54101330.A	700	FA54200230	732	FA844281306.A	690	FA941881233-300
768	FA54100233	770	FA54101333.A	700	FA54200233	732	FA844281312.A	690	FA941881233-310
768	FA54100301	770	FA54101401.A	700	FA54200301	732	FA844281318.A	690	FA941881306
768	FA54100306	770	FA54101406.A	700	FA54200306	732	FA844281330.A	690	FA941881306-300
768	FA54100312	770	FA54101412.A	700	FA54200312	732	FA844281333.A	690	FA941881306-310
768	FA54100318	770	FA54101418.A	700	FA54200318	732	FA844282101.A	690	FA9418813106
768	FA54100330	770	FA54101430.A	700	FA54200330	732	FA844282106.A	690	FA9418813106-300
768	FA54100333	770	FA54101433.A	700	FA54200333	732	FA844282112.A	690	FA9418813106-310
768	FA54100501	768	FA54102301	700	FA54200501	732	FA844282118.A	690	FA9418813133
768	FA54100506	768	FA54102306	700	FA54200506	732	FA844282130.A	690	FA9418813133-300
768	FA54100512	768	FA54102312	700	FA54200512	732	FA844282133.A	690	FA9418813133-310
768	FA54100518	768	FA54102318	700	FA54200518	732	FA844282201.A	690	FA941881333
768	FA54100530	768	FA54102330	700	FA54200530	732	FA844282206.A	690	FA941881333-300
768	FA54100533	768	FA54102333	700	FA54200533	732	FA844282212.A	690	FA941881333-310
768	FA54100601	768	FA54102601	700	FA54200601	732	FA844282218.A	691	FA941891306
768	FA54100606	768	FA54102606	700	FA54200606	732	FA844282230.A	691	FA941891333
768	FA54100612	768	FA54102612	700	FA54200612	732	FA844282233.A	824	FA942842401.A
768	FA54100618	768	FA54102618	700	FA54200618	732	FA844282301.A	824	FA942842406.A
768	FA54100630	768	FA54102630	700	FA54200630	732	FA844282306.A	824	FA942842412.A
768	FA54100633	768	FA54102633	700	FA54200633	732	FA844282312.A	824	FA942842418.A
769	FA54100701.A	769	FA54102801.A	700	FA54200701	732	FA844282318.A	824	FA942842430.A
769	FA54100706.A	769	FA54102806.A	700	FA54200706	732	FA844282330.A	824	FA942842433.A
769	FA54100712.A	769	FA54102812.A	700	FA54200712	732	FA844282333.A	824	FA942851401.A
769	FA54100718.A	769	FA54102818.A	700	FA54200718	818	FA8801	824	FA942851406.A

Page	Reference	Page	Reference	Page	Reference	Page	Reference	Page	Reference
824	FA942851412.A	690	FA94861206-300	825	FA972471306	825	FA972472418	824	FA972842318.A
824	FA942851418.A	690	FA94861206-310	825	FA972471306-300	825	FA972472418-300	824	FA972842330.A
824	FA942851430.A	690	FA94861233	825	FA972471306-310	825	FA972472418-310	824	FA972842333.A
824	FA942851433.A	690	FA94861233-300	825	FA972471312	825	FA972472430	824	FA972851301.A
822	FA9433	690	FA94861233-310	825	FA972471312-300	825	FA972472430-300	824	FA972851306.A
690	FA94801206	690	FA94861306	825	FA972471312-310	825	FA972472430-310	824	FA972851312.A
690	FA94801206-300	690	FA94861306-300	825	FA972471318	825	FA972472433	824	FA972851318.A
690	FA94801206-310	690	FA94861306-310	825	FA972471318-300	825	FA972472433-300	824	FA972851330.A
690	FA94801233	690	FA948613106	825	FA972471318-310	825	FA972472433-310	824	FA972851333.A
690	FA94801233-300	690	FA948613106-300	825	FA972471330	825	FA972481301	547	FA98
690	FA94801233-310	690	FA948613106-310	825	FA972471330-300	825	FA972481301-300	547	FA99
690	FA94801306	690	FA948613133	825	FA972471330-310	825	FA972481301-310	641	RF25746
690	FA94801306-300	690	FA948613133-300	825	FA972471333	825	FA972481306	309	RF25747
690	FA94801306-310	690	FA948613133-310	825	FA972471333-300	825	FA972481306-300	309	RF25748
690	FA948013106	690	FA94861333	825	FA972471333-310	825	FA972481306-310	407	RF25750
690	FA948013106-300	690	FA94861333-300	825	FA972471401	825	FA972481312	406	RF25752
690	FA948013106-310	690	FA94861333-310	825	FA972471401-300	825	FA972481312-300	641	RF25753
690	FA948013133	822	FA9506	825	FA972471401-310	825	FA972481312-310	309	RF25754
690	FA948013133-300	822	FA9533	825	FA972471406	825	FA972481318	309	RF25757
690	FA948013133-310	822	FA9606	825	FA972471406-300	825	FA972481318-300	407	RF26387.A
690	FA94801333	820	FA962821301.A	825	FA972471406-310	825	FA972481318-310	290	RF26998
690	FA94801333-300	820	FA962821306.A	825	FA972471412	825	FA972481330	256	RF32288
690	FA94801333-310	820	FA962821312.A	825	FA972471412-300	825	FA972481330-300	256	RF32289
688	FA94831206	820	FA962821318.A	825	FA972471412-310	825	FA972481330-310	204	RF32290
688	FA94831206-300	820	FA962821330.A	825	FA972471418	825	FA972481333	204	RF32291
688	FA94831206-310	820	FA962821333.A	825	FA972471418-300	825	FA972481333-300		
688	FA94831233	820	FA962821401.A	825	FA972471418-310	825	FA972481333-310		
688	FA94831233-300	820	FA962821406.A	825	FA972471430	825	FA972481401		
688	FA94831233-310	820	FA962821412.A	825	FA972471430-300	825	FA972481401-300		
688	FA94831306	820	FA962821418.A	825	FA972471430-310	825	FA972481401-310		
688	FA94831306-300	820	FA962821430.A	825	FA972471433	825	FA972481406		
688	FA94831306-310	820	FA962821433.A	825	FA972471433-300	825	FA972481406-300		
688	FA948313106	820	FA962831301.A	825	FA972471433-310	825	FA972481406-310		
688	FA948313106-300	820	FA962831306.A	825	FA972472301	825	FA972481412		
688	FA948313106-310	820	FA962831312.A	825	FA972472301-300	825	FA972481412-300		
688	FA948313133	820	FA962831318.A	825	FA972472301-310	825	FA972481412-310		
688	FA948313133-300	820	FA962831330.A	825	FA972472306	825	FA972481418		
688	FA948313133-310	820	FA962831333.A	825	FA972472306-300	825	FA972481418-300		
688	FA94831333	820	FA962831401.A	825	FA972472306-310	825	FA972481418-310		
688	FA94831333-300	820	FA962831406.A	825	FA972472312	825	FA972481430		
688	FA94831333-310	820	FA962831412.A	825	FA972472312-300	825	FA972481430-300		
688	FA94851206	820	FA962831418.A	825	FA972472312-310	825	FA972481430-310		
688	FA94851206-300	820	FA962831430.A	825	FA972472318	825	FA972481433		
688	FA94851206-310	820	FA962831433.A	825	FA972472318-300	825	FA972481433-300		
688	FA94851233	820	FA962832301.A	825	FA972472318-310	825	FA972481433-310		
688	FA94851233-300	820	FA962832306.A	825	FA972472330	824	FA972841301.A		
688	FA94851233-310	820	FA962832312.A	825	FA972472330-300	824	FA972841306.A		
688	FA94851306	820	FA962832318.A	825	FA972472330-310	824	FA972841312.A		
688	FA94851306-300	820	FA962832330.A	825	FA972472333	824	FA972841318.A		
688	FA94851306-310	820	FA962832333.A	825	FA972472333-300	824	FA972841330.A		
688	FA948513106	820	FA962832401.A	825	FA972472333-310	824	FA972841333.A		
688	FA948513106-300	820	FA962832406.A	825	FA972472401	824	FA972841401.A		
688	FA948513106-310	820	FA962832412.A	825	FA972472401-300	824	FA972841406.A		
688	FA948513133	820	FA962832418.A	825	FA972472401-310	824	FA972841412.A		
688	FA948513133-300	820	FA962832430.A	825	FA972472406	824	FA972841418.A		
688	FA948513133-310	820	FA962832433.A	825	FA972472406-300	824	FA972841430.A		
688	FA94851333	822	FA9633	825	FA972472406-310	824	FA972841433.A		
688	FA94851333-300	825	FA972471301	825	FA972472412	824	FA972842301.A		
688	FA94851333-310	825	FA972471301-300	825	FA972472412-300	824	FA972842306.A		
690	FA94861206	825	FA972471301-310	825	FA972472412-310	824	FA972842312.A		


FLOS

Outdoor

Spine

16


- Spine
- Spine F
- Spine L
- Spine T



Pointbreak

136

- Pointbreak Bollard
- Pointbreak Balisage
- Pointbreak Wall
- Pointbreak Ceiling



In Vitro

166

- In Vitro Bollard
- In Vitro Wall
- In Vitro Ceiling
- In Vitro Suspended
- In Vitro Unplugged





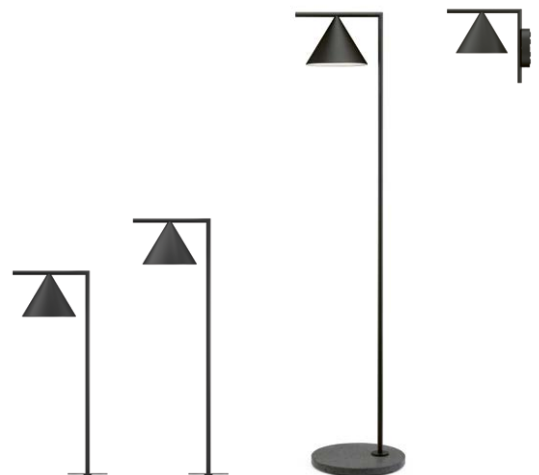
Mile

- Mile Wall
- Mile Bollard
- Mile Path
- Mile Ceiling
- Mile Recessed



Captain Flint

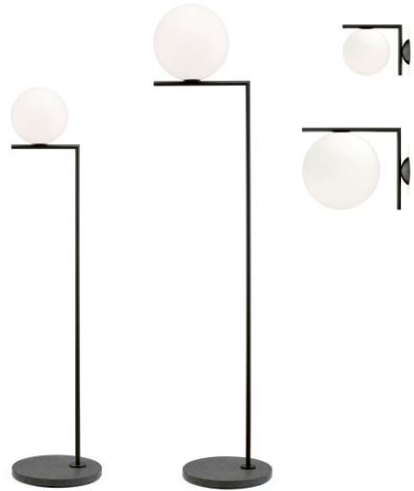
- Captain Flint Wall
- Captain Flint Floor
- Captain Flint Bollard



IC Light

230

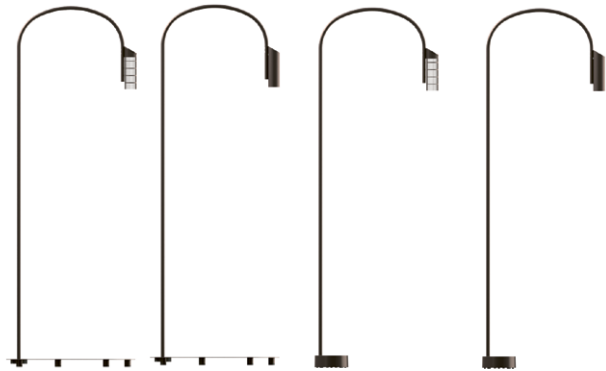
IC Wall
IC Floor



Caule

238


Caule Floor / Floor Nest
Caule Bollard / Bollard Nest



Flauta

254

Flauta Riga
Flauta Spiga



Lighting In The Rain

265

Romeo C3
 KTribe F3
 Superarchimoon



Landlord

272

Landlord Spot
 Landlord Soft
 Landlord Ground



Bellhop

290


Bellhop Wall
 Bellhop Bollard
 Bellhop Pole



Casting

302


- Casting Concrete
- Casting C
- Casting T



Walkstick / Wallstick

314

- Walkstick Pipe
- Walkstick
- Wallstick



Belvedere

328

- Belvedere Clove
- Belvedere Spot
- Belvedere Wall



Klein Pro

340



Zefiro

350




I - Ron

360




Talia

368



Real Matter

378



My Way

388



Camouflage

396



Climber

406



Heavy Metal

418

Heavy Metal Spot
Heavy Metal Wall



Marco

440




Fenestra

450



A-Round

458



A-Rise

468



Gobi

492



C-Me

514

- C-Me Round
- C-Me Square
- C-Me Rectangle
- C-Me Line



Ingraze

538

- Ingraze Frame Fixed / Adjustable
- Ingraze Frameless Fixed / Adjustable



Outgraze

600



Tau

650




Cielo

662



Eclipse


674

Eclipse
Eclipse Mini**Hyperion**


684

Hyperion
Hyperion Mini**Platter**

694

**Emma**

706

Emma Wall
Emma Ceiling**Leila**

722



Kirk

734



Spock

742



Aimer

754


Aimer
Aimer Aqua



Franco

788


Franco
Franco Pole



Perseo

810

Perseo
Perseo Pole



Dooku

834



Contact Italy

Flos Spa
Via Angelo Faini, 2
25073 Bovezzo (Brescia)
Tel +39 0302438.1
Fax +39 0302438.250
info@flos.com

ARES s.r.l. - Socio Unico
Viale dell'Artigianato, 24
20881 Bernareggio
Monza Brianza, Italy
Tel +39 039 6900892
Fax +39 039 6901855
flos.outdoor@flos.com

Contact Spain

Antares Iluminación S.A.U.
Calle Mallorca, 1
Poligono Industrial Reva 46394
Ribarroja (Valencia)
Tel +34 96 166 95 20
Fax +34 96 166 82 86
flos.architectural@flos.com

Distribution Spain

Antares Iluminación s.A.U.
Calle Mallorca, 1
Poligono Industrial Reva
46394 Ribarroja (Valencia)
Tel +34 96 166 95 20
Fax +34 96 166 82 86
flos.architectural@flos.com

Distribution Belgium And Luxembourg

Flos Belux
M +32 474 739 080
flosbelux@flos.com

Distribution Norway

Drammensveien 120
0277 Oslo - Norway
Tel +47 (0) 2212 86 00
Fax +47 (0) 2212 86 08
info.norge@flos.com

Distribution Sweden

FLOS Sweden
Lützengatan 1
11520 Stockholm - Sweden
Tel +4686604405
info.se@flos.com

Distribution Denmark

FLOS Scandinavia A/S
Kuglegaardsvej 13-17
1434 Copenhagen K - Denmark
Tel +4533886000
info.dk@flos.com

Distribution Amsterdam

Cruquiusweg 109S
1019 AG Amsterdam
The Netherlands
Tel +31 (0) 20 560 50 60
flosnetherlands@flos.com

Distribution France

Flos France
20-22, Passage Dauphine
75006 Paris
Tel +33 (0) 1 40 64 17 44
flos.france@flos.com

Distribution Germany

Flos GmbH
Obermünsterstraße 18
93047 Regensburg,
Germany
Tel +49 941 630837 00
Fax +49 941 630837 60
info@flos-gmbh.de

Distribution United Kingdom

Atrium Ltd.
28 Leonard Street
EC2A 4BY London
Tel +44 (0) 20 7681 9933
Fax +44 (0) 20 7681 9943
flos@atrium.ltd.uk

International Projects
Boccia Giandonato
tel +44(0)20 7681 9933
giandonato.boccia@flos.com

Distribution Japan

Flos Co., Ltd.
PMC Building 9F
1-23-5 Higashiazabu
Minato-Ku Tokyo 104-0044
Tel +81 (0) 3 3582 1468
Fax +81 (0) 3 3582 097
flosjapan@flosjapan.com

Distribution Asia Pacific

50 Raffles Place, #30-00
Singapore Land Tower
Singapore 048623
Tel +65 90056328
Tel +65 91267780
flosasia@flos.com

Distribution China

Flos Illumination
(Shanghai) Co. Ltd.
Unit 101, Floor 1, Building B9
No. 800 of Chang De road
Jing An District, Shanghai,
200040, China
Tel +86 021 62176187

(South China)
Tel +86 1392 9975 703
alan.wong@flos.com

Distribution Latin America

Flos LatAm
M +52 55 6960 1772
flos.latinamerica@flos.com

Distribution India

Flos Representative Office
1, Commonwealth Lane
#08-12, 149544 Singapore
Tel +91 9999306667
Fax +65 (0) 6372 7607
flosindia@flos.com

Distribution U.S.A.

Flos USA Inc.
40-20 22nd Street - 3rd Floor
Long Island City, NY 11101
Tel +1 (800) 8414011
info@flosusa.com

Distribution Middle East

Flos Middle East
Dubai Design District
Building 1B, Office 303
P.O.Box number 333025
Dubai, United Arab Emirates
Tel: +971 4 566 0123
Mob: +971 543567356

Distribution Hong Kong

M +852 9307 3713
flosasia@flos.com

Showroom Stockholm

FLOS Sweden
Lützensgatan 1
11520 Stockholm
Sweden
Tel +4686604405
info.se@flos.com

Showroom Copenhagen

FLOS Scandinavia A/S
Kuglegaardsvvej 13-17
1434 Copenhagen K
Denmark
Tel +4533886000
info.dk@flos.com

Showroom Amsterdam

Cruquiusweg 109Q
1019 AG Amsterdam
The Netherlands
Tel +31 (0) 20 560 50 60
showroom.amsterdam@flos.com

Showroom Oslo

Drammensveien 120
0277 Oslo - Norway
Tel +47 (0) 2212 86 00
Fax +47 (0) 2212 86 08
info.norge@flos.com

Showroom Milano

Corso Monforte, 15
20122 Milano
Tel +39 02 79 84 57
Fax +39 02 89 78 56 41
showroom.milan@flos.com

Showroom Paris

20-22, Passage Dauphine
75006 Paris
Tel +33 (0) 1 40 64 17 44
flos.france@flos.com

Showroom Tokyo

PMC Building 9F
1-23-5 Higashiazabu
Minato-Ku
Tokyo 104-0044
Tel +81 (0) 3 35 82 14 68
Fax +81 (0) 3 3582 0974
showroom.tokyo@flos.com

Flagship Store Milano

Corso Monforte, 9
20122- Milano
Tel +39 02 37011080
Fax +39 02 780833
shop.milan@flos.com

Flagship Store Roma

Via del Babuino, 85
00187 - Roma
Tel +39 06 3207631
Fax +39 06 3207690
flosroma@flos.com

Flagship Store New York

135 Madison Ave
New York, NY 10016
Tel +1 212 941 4760
Fax +1 212 941 4763
info@flosusa.com

Flagship Store Paris

15, Rue de Bourgogne
75007- Paris
Tel +33 (0) 1 53 85 49 93
Fax +33 (0) 1 53 85 49 99
flosparis@flos.com

Flagship Store LYON

17 Rue Jarente
69002 - Lyon
Tel +33 478621301
Fax +33 478622119
floslyon@flos.com

Flagship Store Stockholm

FLOS Sverige
Lützensgatan 1
11520 Stockholm
Sweden
Tel +46086604405
info.se@flos.com

Art Direction and Graphic Design

Apartamento Studios

Art Photography

Nicholas Alan Cope

In-Place Photography

Tommaso Sartori

Iris Humn

Still Life Photography

Piero Fasanotto

Layout

Flos Architectural Team

Edition

February 2024

Copyright © Flos 2024

All Rights Reserved

Acknowledgements

Arch. Ricardo Bofill

Mrs. Natalia Chiner

Mrs. Celia Lescouet

Apulia Exclusive Houses

Il nostro mondo si evolve continuamente. I progressi tecnici sono all'ordine del giorno nel nostro settore.

Lo scopo di Flos è offrire sempre la tecnologia più affidabile a disposizione, rivedendo continuamente i prodotti e aggiornandoli non appena le evoluzioni tecnologiche offrono vantaggi per i nostri partner e clienti.

Questa filosofia fa sì che il nostro catalogo e le schede tecniche dei nostri prodotti siano anch'essi in continua evoluzione, con la conseguente necessità di aggiornamenti e revisioni continue.

Per tanto, quando avete bisogno di dettagli tecnici e delle informazioni più recenti, sfogliate la sezione prodotti del nostro sito Web ufficiale Flos.com: è aggiornato quotidianamente e offre gli ultimi dettagli dei prodotti, dei codici degli articoli disponibili e tutta la documentazione per il download immediato.

www.flos.com

As our world is in constant evolution, technical upgrades happens every day in our business.

Flos aim is to offer always the best reliable technology available, constantly reviewing our products and upgrading them as soon as technologic evolutions offers benefits for our partners and clients.

This philosophy means that our technical catalogue and product data sheets also are in constant evolution, requiring upgrades and constants reviewing.

Thus, when you need technical details and the most recent product information, please browse the product section of our Flos.com official website: it is updated daily, and there you'll find the latest product details, all available part numbers, all product documents available for immediate download.

www.flos.com



